

Total Recall: Understanding Traffic Signs using Deep Hierarchical Convolutional Neural Networks

Sourajit Saha*, Sharif Amit Kamran[†] and Ali Shihab Sabbir[‡]
Center for Cognitive Skill Enhancement
Independent University Bangladesh
Dhaka, Bangladesh
sourajit@iub.edu.bd*, sharifamit@iub.edu.bd[†], asabbir@iub.edu.bd[‡]

Abstract—Recognizing Traffic Signs using intelligent systems can drastically reduce the number of accidents happening worldwide. With the arrival of Self-driving cars it has become a staple challenge to solve the automatic recognition of Traffic and Hand-held signs in the major streets. Various machine learning techniques like Random Forest, SVM as well as deep learning models has been proposed for classifying traffic signs. Though they reach state-of-the-art performance on a particular dataset, but fall short of tackling multiple Traffic Sign Recognition benchmarks. In this paper, we propose a novel and one-for-all architecture that aces multiple benchmarks with better overall score than the state-of-the-art architectures. Our model is made of residual convolutional blocks with hierarchical dilated skip connections joined in steps. With this we score 99.33% Accuracy in German sign recognition benchmark and 99.17% Accuracy in Belgian traffic sign classification benchmark. Moreover, we propose a newly devised dilated residual learning representation technique which is very low in both memory and computational complexity.

Keywords—deep learning; traffic sign recognition; convolutional neural networks; residual neural network; computer vision

I. INTRODUCTION

As Self-driving cars are being introduced in major cities, intelligent traffic signs recognition has become an essential part of any autonomous driver-less vehicles [1]–[4]. Transitioning from a vehicle with driver to a driver-less vehicle should come in steps. The major issue seems to be the person driving the vehicle not being attentive enough to notice the traffic signs in due time. A safety harness should be placed which automates the recognition of traffic signs and alerts the driver in due time as they might suffer from fatigue or other causes [5], [6]. Solving this can greatly reduce the number of casualty in major roads and highways. Orthodox computer vision techniques [7] and machine learning based architectures were popular for traffic sign classification [8]–[11], yet failed miserably to state-of-the-art deep learning architectures in recent times. Currently, deep convolutional neural networks are capable of outperforming any traditional machine learning methods for traffic sign recognition. Though many deep learning models have been proposed for traffic sign classification [12], [13], they failed to provide sufficient evidence regarding overall performance for multiple traffic

sign benchmarks. However, some of them scored nearly Top-1% accuracy for a particular benchmark like GTSRB data-set [14], [15], yet no further example of their models were shown for other popular benchmarks like BelgiumTS data-set [16]–[18] or LisaTSR benchmark [19]. Hence, it is evident that there is no single architecture which outperforms multiple benchmarks for Traffic Sign Recognition. It is important to mention that, a model should not be embedded on an autonomous vehicle before proving its accuracy and performance for multiple benchmark. In this paper, we propose a novel deep convolutional neural network architecture. It is accompanied by hierarchical structure with customized skip connections [20], [21] in steps. The skip connections are made with dilated convolutions [22] with different filter sizes to increase the receptive field of the feature extractors. With this architecture we reach 99.33% accuracy in German Traffic Sign Recognition data-set [14], [15]. On the other hand, we reach 99.17% accuracy in Belgian Traffic Sign data-set [16]–[18]. Concurrently, it can be embedded to any autonomous vehicle as its reaches competitive scores on multiple benchmark.

II. LITERATURE REVIEW

Various methodical approaches were adopted for recognizing traffic signs in the field of computer vision. However, most of them were cling to only one set of benchmark. In this work, we discuss such methodologies starting from classical brute force approaches to modern learning representations. Most of them tackle the fundamental classification, detection and localization challenges surrounding traffic sign recognition.

A. Feature Extractor as Classification Technique

Classical approaches include techniques such as Histogram Oriented Gradients (HOG) [25], [26], Scale Invariant Feature Transformation (Sift) [7] and Sliding Window [27]. HOG based techniques were used for visual salience [25] and then for color exploitation for pedestrian detection [26]. Moreover,

TABLE I. Architecture Comparison with Large-Scale Classifiers on GTSRB.

Architecture	Top-1 Error, ϵ_1	Top-5 Error, ϵ_5	Parameters	Training Time
Our	0.67%	0.34%	6.256 M	2.03 Hr
Pre-Resnet-1001 [23]	0.71%	0.47%	10.2 M	6.07 Hr
Resnet-50 [24]	0.73%	0.52%	23.8 M	4.55 Hr

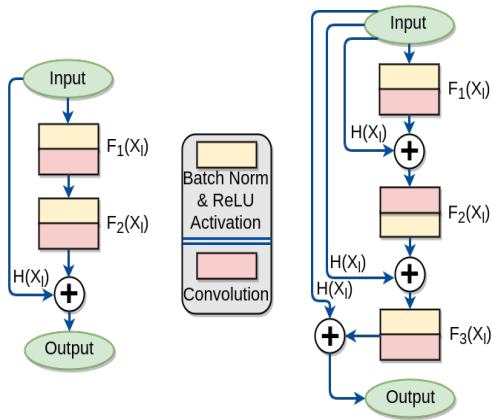


Fig. 1. Residual skip connections. Left: A conventional pre-activation residual skip block with one residual function. Right: [Inner Residual Skip Block] Our proposed pre-activation residual skip block with two residual functions.

gradients of RGB images were computed along with different normalized, weighted histograms for finding the best detection algorithm to find pedestrians and signs. Furthermore, scale Invariant Feature Transform (SIFT) [28] technique was used for classification of traffic signs, whereas sliding window [27] approach was used to find candidate ROIs (Region of interest) within a small-sized window, and then further verified within a large-sized window for higher accuracy in object detection.

B. Orthodox Machine Learning Techniques

Machine learning methods like support vector machines [8], [29], linear discriminant analysis (LDA) [30], kd-trees [31], maximally stable extremal regions [32] and Random forest [33] swept away the brute force approaches in traffic sign recognition. Concurrently, LDA is based on maximum likelihood estimate or maximum posteriori estimation between classes and class densities are represented by multivariate Gaussian and common co-variance matrix [30]. However, discriminant function analysis is very similar to logistic regression, and both can be used to answer the same research questions [34]. Logistic regression does not have as many presumptions and restrictions as linear discriminant analysis. However, when discriminant analysis supposition are met, it is more superior and stronger than logistic regression [35]. In Random Forest a set of non pruned random decision trees are used to make an ensemble architecture through which the best classification scores are achieved [33]. The decision trees are made with features selected randomly from the training set. For traffic sign recognition test data is validated by all the decision trees and the categorical output and probability scores are based on the majority voting. Support Vector Machines(SVM) is used for classification problem and it classifies the data by dividing the n-dimensional data plane with a hyper plane [29]. SVM can transform the classification plane to higher dimensions using kernel trick [36]. The method separates the non-linearly scattered data using a non-linear kernel function. The major problems for above techniques are, features needs to be hand-engineered and machine learning is heavily dependent

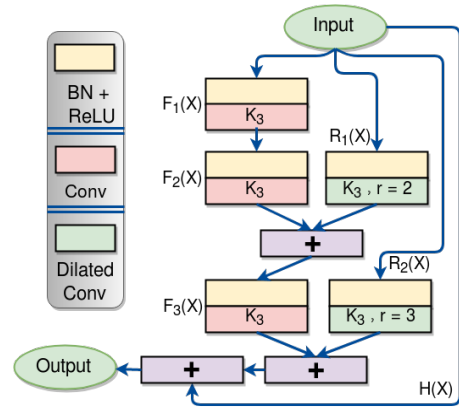


Fig. 2. Proposed Dilated Inner Residual Skip Block.

on human-intervention [9], [30], [33]. These approaches can not handle variable length images neither can converge better with data augmentation and low pre-processing.

C. Deep Learning Approaches

To get rid of the drawback of the above mentioned techniques, new architectures based on deep learning algorithms were emerged [37]–[40]. The reasons being the increase in the amount of available computing resources and access to huge annotated data. Currently, almost all the state-of-art architectures for traffic signs are Convolutional neural networks. The first of its kind was the introduction of LeNet architecture [41] for traffic sign recognition for German Traffic Sign data-set Benchmark Challenge [14], [15]. What makes convolutional neural networks more accurate and easily implementable is it's tower like structure that can process information and learn features in depth. There are variations in each block and layers, like convolution layer is the main feature extractor which uses filters with small receptive field to process input [42], pooling layer is used for reducing spatial dimension [43] and then there is dense or fully-connected layer which takes input from all the neurons of the previous layers and shares the information to connected layers [44]. A loss function is defined which is reduced by Back-propagation [45]. Moreover, a new type of convolution called dilated convolution [22] has been replacing vanilla convolution in latest architectures. The main intuition behind this is it increases receptive field exponentially if stacked on top of each other [46], whereas in vanilla convolutional layer, stacking increases receptive field linearly [20], [44].

III. PROPOSED METHODOLOGY

A. Skip Connections in Convolutional Neural Networks

With the introduction of deep learning, the computer vision research community have been thriving to acquire precision level accuracy in image classification along with other computer vision tasks. Concurrently, we have seen deeper architectures like [47] with 143.6 Million parameters and improvements like [48] that goes even deeper with parameters as many as 23.8 Million. However with the depth increasing, the

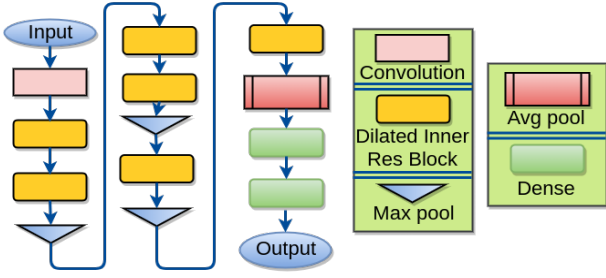


Fig. 3. Proposed Architecture with Dilated Inner Residual skip Connections.

accuracy does not idealistically get better. As the study [49], [50] suggests, accumulating more kernels causes performance degradation without provoking the high variance - high bias paradigm. Clearly, the recursive process of learning more features based on the previously learned features is not always optimal. Therefore, there has to be a trade-off between how much to learn from the already learned features with respect to the immediate previous layer and layers further beyond. To answer that intriguing question [24] first introduced deep residual learning, where each building block learns new features and simultaneously passes the previous layer as they are. This skip like connections gives the network the feasibility to attain features from layers further beyond when needed, affording the network to learn more interesting features with juxtaposition of features from any previous layers at any point in time, also known as the identity mapping. Further analysis of identity mapping [23] has confirmed that using batch normalization and activation before a convolutional layer in each residual block increases the classification performance. As shown in Figure 1, a conventional residual block [23] has 2 pre-activation convolutions in its residual branch, the accumulation of which we denote by $F^R(X_l)$ and identity mapping, $H(X_l) = X_l$. The conventional Residual operations are demonstrated in Equation (1). In stead of using a bunch of these residual blocks we tried using a fewer with newly designed skip connections that are capable of learning more interesting features. Inside each residual block we embedded two more residual units, which goes inside the two composite functions as illustrated in Figure 1, therefore acting as one single residual block with two more residual blocks within. We call it Inner Residual Block and we denote its output function as $F^{IR}(X_l)$. The computation of Inner Residual Block is illustrated by Equation (2), (3), (4).

$$X_{l+1} = F^R(X_l) + H(X_l) = F_2(F_1(X_l)) + H(X_l) \quad (1)$$

$$F^{IR}(X_l) = F_3(F_2(F_1(X_l) + H(X_l)) + H(X_l)) \quad (2)$$

$$X_{l+1} = F^{IR}(X_l) + H(X_l) \quad (3)$$

$$X_L^{IR} = X_l + \sum_{k=l}^{L-l} F_3(F_2(F_1(X_k) + H(X_k)) + H(X_k)) \quad (4)$$

TABLE II. Inspection of the Dilated Inner Residual CNN Architecture.

Layer name	Output Size	Kernel Operation
Conv1	$56 \times 56 \times 64$	$1 \times 1, 64, \text{stride} = 1$
Conv2a,b	$56 \times 56 \times 64$	$D_{64} \times 2$
Pool1	$28 \times 28 \times 64$	$3 \times 3 \text{ Max Pool, stride} = 2$
Conv2c	$28 \times 28 \times 64$	$D_{64} \times 1$
Conv3a	$28 \times 28 \times 128$	$D_{128} \times 1$
Pool2	$14 \times 14 \times 128$	$3 \times 3 \text{ Max Pool, stride} = 2$
Conv4a	$14 \times 14 \times 256$	$D_{256} \times 1$
Pool3	$7 \times 7 \times 256$	$3 \times 3 \text{ Max Pool, stride} = 2$
Conv4b	$7 \times 7 \times 256$	$D_{256} \times 1$
AvgPool	$1 \times 1 \times 256$	$7 \times 7 \text{ Average Pool}$
Dense1	512	Fully Connected
Dense2	Number of Classes	Fully Connected + Softmax

B. Dilated Convolutional Operation

Dilated convolutional operation has been a recent development that has lead to improved classification [22], [46] and segmentation [51] performances. A dilated convolutional kernel uses the same number of operation as that of a regular kernel yet it skips the tensor by a fixed number of pixels, thus resulting in a extended receptive field. A regular convolution filter of size $(k \times k)$, where $k = \alpha, \forall(\alpha > 1 \cap \alpha \in \mathbb{Z})$; has a receptive filed of $E_1 = (k \times k)$ whereas, a dilated convolution kernel with size of $(k \times k)$ and dilation rate $r = \beta, \forall(\beta > 1 \cap \beta \in \mathbb{Z})$; has a receptive field of $E_2 = ((k + (k - 1)(r - 1)) \times ((k + (k - 1)(r - 1)))$. Equation (5) elaborates the extension in receptive field with no added computation where, $\Delta E > 0$. We denote the number of parameters with a regular and dilated kernel for the l^{th} layer with depth, $D^{[l]}$ as P_1 and P_2 respectively. A comparative analysis of parameter requirement is formulated using Equation (6), (7), (8).

$$\Delta E = (k - 1)(r - 1)(2k + (k - 1)(r - 1)) \quad (5)$$

$$P_1 = (k + (k - 1)(r - 1))^2 \times D^{[l]} \times D^{[l-1]} \quad (6)$$

$$P_2 = (k)^2 \times D^{[l]} \times D^{[l-1]} \quad (7)$$

$$P_1/P_2 = \left[1 + \frac{(k - 1)(r - 1)}{k}\right]^2 \quad (8)$$

Since $(k - 1)(r - 1) \geq k$ therefore $P_1 > P_2$, denoting that dilated convolution confirms a reduction in parameters. Given a input tensor of spatial dimension $(X \times X)$, a deep convolutional neural network takes 1 regular kernel with zero padding and 1 stride to reduce the spatial dimension to $((X - (k - 1)) \times (X - (k - 1)))$, whereas, the same kernel with dilation rate r can reduce the tensor dimension to $((X - (k - 1) \times r) \times (X - (k - 1) \times r))$. Intrinsically, running the same regular kernel r times would result in such spatial reduction.

C. Inner Residual Dilated Skip Convolution

Figure 2 depicts how we collocate both the dilation and residual unit concepts together. To posit the inner mechanism, we denote $k_m = m$, where m represents both height and width of kernel k . In each of our block we apply two k_3 kernels to the input tensor in the first place. Then we skip a step and



Fig. 4. Different traffic signs from Belgium Traffic Sign Classification Data-set

apply a k_3 kernel with dilation, $r=2$ and get to the same state that had used 2 kernels, which then gets added and passed into another k_3 kernel. Again we apply a k_3 with dilation rate, $r=3$ thus scraping the layout of using 3 kernels, which then we add with the 3^{rd} k_3 kernel results; ready to go as a output. However, we add a identity mapping before outputting the tensor and denote the dilated convolution function as $R(X_l)$, residual output as $F^{DIR}(X_l)$, number of parameters for non dilated inner residual unit and dilated inner residual unit as P_l^{IR} and P_l^{DIR} respectively. Equation (9), (10), (11), (12) elaborates the detailed calculations of Dilated Inner Residual Blocks.

$$F^{DIR}(X_l) = F_3(F_2(F_1(X_l) + R_1(X_l)) + R_2(X_l)) \quad (9)$$

$$X_{l+1} = F^{DIR}(X_l) + H(X_l) \quad (10)$$

$$X_L^{IR} = X_l + \sum_{k=l}^{L-l} F^{DIR}(X_k) \quad (11)$$

$$P_l^{IR} - P_l^{DIR} = D^{[l]} \times D^{[l-1]} \times ((K_5^2 - K_3^2) + (K_7^2 - K_3^2)) \quad (12)$$

Since $k_7 > k_5 > k_3$ therefore $P_l^{IR} > P_l^{DIR}$, ergo our architecture assures a stringent reduction in parameters. Studies [52], [53] have shown that divide and merge feature mapping helps learn coarse features, thus we have incorporated the idea in each of the dilated inner residual blocks. Figure 3 construes our network architecture while Table II interprets all the kernel operations and filter output dimensions. As each blocks are capable of simultaneously looking at the same tensor with different view points and retain all of the cor-relational tensors together therefore we address this approach as “**Total Recall**”. Furthermore, all the regular and dilated convolutions in all dilated inner residual blocks use the same number of kernels. The term D_Ω used in Table II refers to the fact that all the kernels in a particular block uses Ω of channels.

IV. EXPERIMENTATION

A. Data-set Preparation

We train and test our models on two sets of benchmark. The first one is German Traffic Sign Benchmark or GTSRB [14], [15] and the second is Belgium Traffic Sign Benchmark,

TABLE III. Different Data-set

Dataset	Total images	Training image	Test image	Image Size	Number of Classes
GTSRB	51839	39209	12,630	15x15 to 250x250	43
BTSC	7095	4575	2520	11x10 to 562x438	62

TABLE IV. Architecture Comparison for GTSRB

Models	Top-1 Accuracy (%)
Ours	99.33
PCNN [37]	99.3
μ Net [54]	98.9
Human [15]	98.84
HOG [16]	96.14
CDNN [40]	98.5
Multi-scale-CNN	98.31
pLSA [11]	98.14
Capsule NN [12]	97.62
Random Forest [33]	96.14

also known as BTSC [16]–[18]. In this way, we get a viable model which performs very well on arbitrary data. There is essentially no difference between the data-sets except for the number of classes. All the RGB images from both the data-sets are cropped to 56×56 spatial dimension for both test and training. Table III details all the information related to GTSRB and BTSC data-sets. Figure 4 illustrates a preview of the BTSC data-set.

B. The Neural Net Training and Performance Evaluation

$$\mathcal{L}(\hat{y}, y) = -\frac{1}{N} \sum_j [y_j \log(\hat{y}_j) + (1 - y_j) \log(1 - \hat{y}_j)] \quad (13)$$

$$\alpha^{[i]} = \begin{cases} \alpha^{[i-1]} & \text{if } \mathcal{L}^{[i-1]} \leq \mathcal{L}^{[i-2]} \leq \mathcal{L}^{[i-3]} \\ 0.1\alpha^{[i-1]} & \text{if } 0.1\alpha^{[i-1]} \leq 10^{-12} \\ \alpha^{[i-1]} & \text{otherwise} \end{cases} \quad (14)$$

While training, we split the 39,209 GTSRB images into 1226 batches and the 4,575 BTSC images into 143 batches, each with 32 images per batch. We have used categorical cross-entropy loss function, \mathcal{L} to calculate approximation error using Equation (13), where \hat{y} , y denotes prediction, true label correspondingly. Concurrently, to optimize the approximation we used Adam [56] with a initial learning rate $\alpha = 10^{-4}$ that updates itself using Equation (14) with reference to validation loss at i^{th} iteration. We trained both data-sets separately for 30 epochs on a 8 Gigabyte Nvidia GeForce GTX 1070 GPU using keras [57], a deep learning library. The GTSRB data-set was trained for 2.03 hours while the BTSC data-set took 0.23 hour to train. We ended up with the best performance (Table IV) on GTSRB benchmark as well as (Table V) on BTSC benchmark. Figure 6 shows the validation accuracy and loss plots after every iterations which depicts how quick the validation loss decreases while keeping a consistent accuracy, thus demonstrates the robustness of the proposed architecture (6.256 Million Parameters).

TABLE V. Architecture Comparison for BTSC

Models	Top-1 Accuracy (%)
Ours	99.17
HOG [16]	98.34
OneCNN [55]	98.17

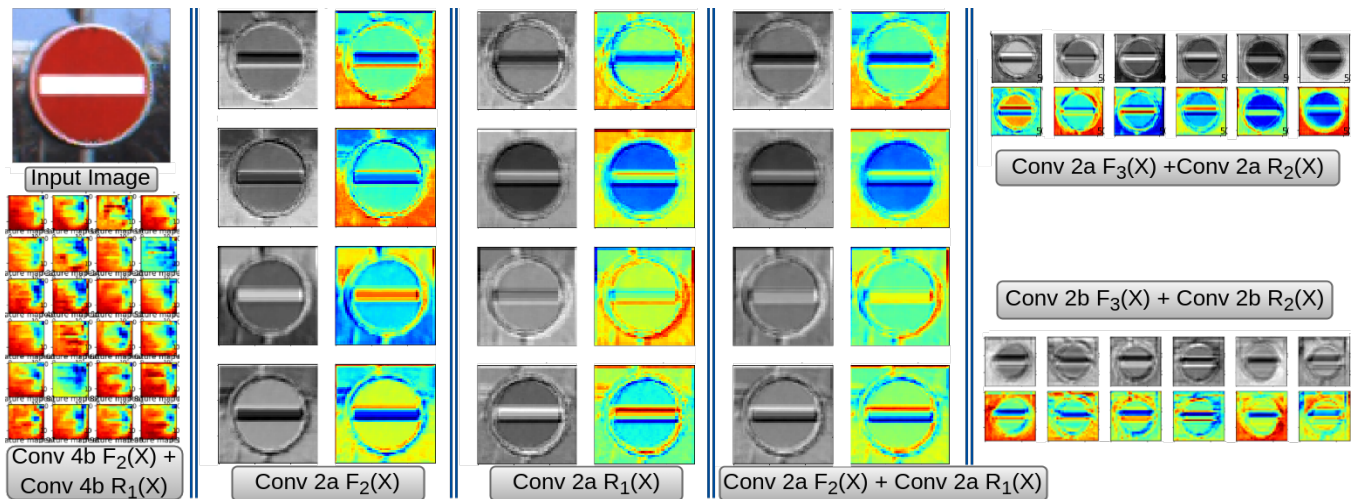


Fig. 5. View Point Variation and Feature Maps at Different Layers of our Dilated Inner Residual Deep Conv-Net. Each Layer’s findings are shown using both activation scale and hit-maps. Terms like Conv 2a $F_2(X)$, Conv 2a $R_1(X)$ used are inferred with juxtaposition of notations used in Figure 2 and Table II.

C. Observation and Justification

As Figure 5 demonstrates, the 2^{nd} consecutive $[k_3]$ set of kernels in the 1^{st} residual block (Conv 2a $F_2(X)$) succeed at finding round and straight edges whereas, the 1^{st} dilated $[k_3, r = 2]$ set of kernels in the very same block (Conv 2a $R_1(X)$) detects noise around those edges thus leaving the findings blunt. However when added together (Conv 2a $F_2(X)$ + Conv 2a $R_1(X)$), they tend to trigger more robust features like precise edges and shades. Concurrently, deeper layers (Conv 2a $F_3(X)$ + Conv 2a $R_2(X)$) succeed at rendering the background details obsolete thus focusing further on the traffic signs rather than the background. Subsequently, the feature maps toward the end layers (Conv 4b $F_2(X)$ + Conv 4b $R_1(X)$) extract very abstract level details with each iteration of optimization. On the other hand, we also trained various large scale Image-net challenge winning image classifiers to compare our results, the details of which is shown in Table I.

V. CONCLUSION

As many traffic sign recognition CNN models as there exist, ours evidently requires the least amount of learn-able parameters and training time. Furthermore, our CNN model is the first of its kind to be robust enough across different traffic sign recognition or classification benchmarks. With all the tech giants focusing more on producing self driving cars, such one-for-all as well as lightning fast traffic sign recognition

platform would come in handy with numerous business values in perspective. Needless to say, when it comes to driving, understanding of the environment at precision level is the most important aspect. Consequently, faster recognition of the objects in the environment- of which traffic signs are an inevitable part of, determines how accurately a self driving car agent or a human driver for that matter would actuate in the environment. Furthermore, the devised methodologies and theories behind the making of this CNN architecture opens up possibilities of re-visioning, rethinking and re-scaling in large-scale image classification which sure enough, is a domain for further research in the distant future.

ACKNOWLEDGMENT

We would like to thank “Center for Cognitive Skill Enhancement” Lab at Independent University Bangladesh for both the technical and inspirational supports provided.

REFERENCES

- [1] M. Haloi and D. B. Jayagopi, “A robust lane detection and departure warning system,” in *Intelligent Vehicles Symposium (IV), 2015 IEEE*. IEEE, 2015, pp. 126–131.
- [2] J. C. McCall and M. M. Trivedi, “Video-based lane estimation and tracking for driver assistance: survey, system, and evaluation,” *IEEE transactions on intelligent transportation systems*, vol. 7, no. 1, pp. 20–37, 2006.
- [3] M. Haloi and D. B. Jayagopi, “Vehicle local position estimation system,” *arXiv preprint arXiv:1503.06648*, 2015.
- [4] C. Braunagel, E. Kasneci, W. Stolzmann, and W. Rosenstiel, “Driver-activity recognition in the context of conditionally autonomous driving,” in *Intelligent Transportation Systems (ITSC), 2015 IEEE 18th International Conference on*. IEEE, 2015, pp. 1652–1657.
- [5] J. R. Treat, “A study of precrash factors involved in traffic accidents.” *HSRI Research Review*, 1980.
- [6] G. Zhang, K. K. Yau, X. Zhang, and Y. Li, “Traffic accidents involving fatigue driving and their extent of casualties,” *Accident Analysis & Prevention*, vol. 87, pp. 34–42, 2016.
- [7] D. G. Lowe, “Object recognition from local scale-invariant features,” in *Computer vision, 1999. The proceedings of the seventh IEEE international conference on*, vol. 2. Ieee, 1999, pp. 1150–1157.
- [8] T. Chen and S. Lu, “Accurate and efficient traffic sign detection using discriminative adaboost and support vector regression.” *IEEE Trans. Vehicular Technology*, vol. 65, no. 6, pp. 4006–4015, 2016.

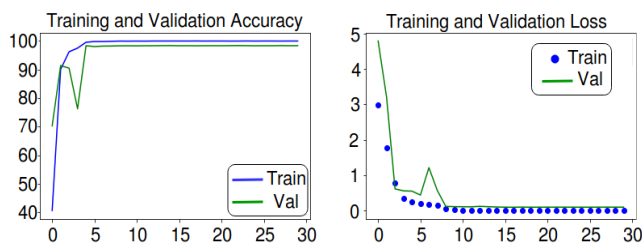


Fig. 6. Training and Validation Accuracy and Loss: GTSRB

- [9] A. Møgelmoose, M. M. Trivedi, and T. B. Moeslund, "Vision-based traffic sign detection and analysis for intelligent driver assistance systems: Perspectives and survey." *IEEE Trans. Intelligent Transportation Systems*, vol. 13, no. 4, pp. 1484–1497, 2012.
- [10] T. T. Le, S. T. Tran, S. Mita, and T. D. Nguyen, "Real time traffic sign detection using color and shape-based features," in *Asian Conference on Intelligent Information and Database Systems*. Springer, 2010, pp. 268–278.
- [11] M. Haloï, "A novel pls based traffic signs classification system," *arXiv preprint arXiv:1503.06643*, 2015.
- [12] A. D. Kumar, "Novel deep learning model for traffic sign detection using capsule networks," *arXiv preprint arXiv:1805.04424*, 2018.
- [13] C. Sitawarin, A. N. Bhagoji, A. Mosenia, P. Mittal, and M. Chiang, "Rogue signs: Deceiving traffic sign recognition with malicious ads and logos," *arXiv preprint arXiv:1801.02780*, 2018.
- [14] J. Stallkamp, M. Schlipsing, J. Salmen, and C. Igel, "Man vs. computer: Benchmarking machine learning algorithms for traffic sign recognition," *Neural networks*, vol. 32, pp. 323–332, 2012.
- [15] J. Stallkamp, M. Schlipsing, and J. Salmen, "The german traffic sign recognition benchmark: a multi-class classification competition," in *Neural Networks (IJCNN), The 2011 International Joint Conference on*. IEEE, 2011, pp. 1453–1460.
- [16] M. Mathias, R. Timofte, R. Benenson, and L. Van Gool, "Traffic sign recognition how far are we from the solution?" in *Neural Networks (IJCNN), The 2013 International Joint Conference on*. IEEE, 2013, pp. 1–8.
- [17] R. Timofte, K. Zimmermann, and L. Van Gool, "Multi-view traffic sign detection, recognition, and 3d localisation," *Machine vision and applications*, vol. 25, no. 3, pp. 633–647, 2014.
- [18] R. Timofte and L. Van Gool, "Sparse representation based projections," in *Proceedings of the 22nd British machine vision conference-BMVC 2011*. Citeseer, 2011, pp. 61–1.
- [19] A. Møgelmoose, M. M. Trivedi, and T. B. Moeslund, "Vision-based traffic sign detection and analysis for intelligent driver assistance systems: Perspectives and survey." *IEEE Trans. Intelligent Transportation Systems*, vol. 13, no. 4, pp. 1484–1497, 2012.
- [20] J. Long, E. Shelhamer, and T. Darrell, "Fully convolutional networks for semantic segmentation," in *Proceedings of the IEEE conference on computer vision and pattern recognition*, 2015, pp. 3431–3440.
- [21] X. Mao, C. Shen, and Y.-B. Yang, "Image restoration using very deep convolutional encoder-decoder networks with symmetric skip connections," in *Advances in neural information processing systems*, 2016, pp. 2802–2810.
- [22] F. Yu and V. Koltun, "Multi-scale context aggregation by dilated convolutions," *arXiv preprint arXiv:1511.07122*, 2015.
- [23] K. He, X. Zhang, S. Ren, and J. Sun, "Identity mappings in deep residual networks," in *European conference on computer vision*. Springer, 2016, pp. 630–645.
- [24] K. He, X. Zhang, S. Ren, and J. Sun, "Deep residual learning for image recognition," in *Proceedings of the IEEE conference on computer vision and pattern recognition*, 2016, pp. 770–778.
- [25] Y. Xie, L.-f. Liu, C.-h. Li, and Y.-y. Qu, "Unifying visual saliency with hog feature learning for traffic sign detection," in *Intelligent Vehicles Symposium, 2009 IEEE*. IEEE, 2009, pp. 24–29.
- [26] I. M. Creusen, R. G. Wijnhoven, E. Herbschleb, and P. de With, "Color exploitation in hog-based traffic sign detection," in *Image Processing (ICIP), 2010 17th IEEE International Conference on*. IEEE, 2010, pp. 2669–2672.
- [27] G. Wang, G. Ren, Z. Wu, Y. Zhao, and L. Jiang, "A robust, coarse-to-fine traffic sign detection method," in *Neural Networks (IJCNN), The 2013 International Joint Conference on*. IEEE, 2013, pp. 1–5.
- [28] M. Takaki and H. Fujiyoshi, "Traffic sign recognition using sift features," *IEEJ Transactions on Electronics, Information and Systems*, vol. 129, pp. 824–831, 2009.
- [29] J.-G. Park and K.-J. Kim, "Design of a visual perception model with edge-adaptive gabor filter and support vector machine for traffic sign detection," *Expert Systems with Applications*, vol. 40, no. 9, pp. 3679–3687, 2013.
- [30] Y. Wu, Y. Liu, J. Li, H. Liu, and X. Hu, "Traffic sign detection based on convolutional neural networks," in *Neural Networks (IJCNN), The 2013 International Joint Conference on*. Citeseer, 2013, pp. 1–7.
- [31] F. Zaklouta and B. Stanculescu, "Real-time traffic sign recognition in three stages," *Robotics and autonomous systems*, vol. 62, no. 1, pp. 16–24, 2014.
- [32] J. Greenhalgh and M. Mirmehdi, "Traffic sign recognition using msr and random forests," in *Signal Processing Conference (EUSIPCO), 2012 Proceedings of the 20th European*. IEEE, 2012, pp. 1935–1939.
- [33] A. Ellahyani, M. El Ansari, and I. El Jaafari, "Traffic sign detection and recognition based on random forests," *Applied Soft Computing*, vol. 46, pp. 805–815, 2016.
- [34] S. Green, "Salkind, nj & akey, tm (2008). using spss for windows and macintosh: Analyzing and understanding data."
- [35] H. Trevor, T. Robert, and F. JH, "The elements of statistical learning: data mining, inference, and prediction," 2009.
- [36] B. Schölkopf, "The kernel trick for distances," in *Advances in neural information processing systems*, 2001, pp. 301–307.
- [37] H. H. Aghdam, E. J. Heravi, and D. Puig, "A practical approach for detection and classification of traffic signs using convolutional neural networks," *Robotics and autonomous systems*, vol. 84, pp. 97–112, 2016.
- [38] Á. Arcos-García, J. A. Álvarez-García, and L. M. Soria-Morillo, "Deep neural network for traffic sign recognition systems: An analysis of spatial transformers and stochastic optimisation methods," *Neural Networks*, vol. 99, pp. 158–165, 2018.
- [39] J. Jin, K. Fu, and C. Zhang, "Traffic sign recognition with hinge loss trained convolutional neural networks," *IEEE Transactions on Intelligent Transportation Systems*, vol. 15, no. 5, pp. 1991–2000, 2014.
- [40] D. Ciresan, U. Meier, J. Masci, and J. Schmidhuber, "Multi-column deep neural network for traffic sign classification," *Neural networks*, vol. 32, pp. 333–338, 2012.
- [41] P. Sermanet and Y. LeCun, "Traffic sign recognition with multi-scale convolutional networks," in *Neural Networks (IJCNN), The 2011 International Joint Conference on*. IEEE, 2011, pp. 2809–2813.
- [42] A. Krizhevsky, I. Sutskever, and G. E. Hinton, "Imagenet classification with deep convolutional neural networks," in *Advances in neural information processing systems*, 2012, pp. 1097–1105.
- [43] Y.-L. Boureau, J. Ponce, and Y. LeCun, "A theoretical analysis of feature pooling in visual recognition," in *Proceedings of the 27th international conference on machine learning (ICML-10)*, 2010, pp. 111–118.
- [44] G. E. Hinton and R. R. Salakhutdinov, "Reducing the dimensionality of data with neural networks," *science*, vol. 313, no. 5786, pp. 504–507, 2006.
- [45] Y. LeCun, D. Touresky, G. Hinton, and T. Sejnowski, "A theoretical framework for back-propagation," in *Proceedings of the 1988 connectionist models summer school*, vol. 1. CMU, Pittsburgh, Pa: Morgan Kaufmann, 1988, pp. 21–28.
- [46] W. Liu, A. Rabinovich, and A. C. Berg, "Parasenet: Looking wider to see better," *arXiv preprint arXiv:1506.04579*, 2015.
- [47] K. Simonyan and A. Zisserman, "Very deep convolutional networks for large-scale image recognition," *arXiv preprint arXiv:1409.1556*, 2014.
- [48] C. Szegedy, V. Vanhoucke, S. Ioffe, J. Shlens, and Z. Wojna, "Rethinking the inception architecture for computer vision," in *Proceedings of the IEEE conference on computer vision and pattern recognition*, 2016, pp. 2818–2826.
- [49] R. K. Srivastava, K. Greff, and J. Schmidhuber, "Highway networks," *arXiv preprint arXiv:1505.00387*, 2015.
- [50] K. He and J. Sun, "Convolutional neural networks at constrained time cost," in *Proceedings of the IEEE conference on computer vision and pattern recognition*, 2015, pp. 5353–5360.
- [51] S. Amit Kamran and A. Shihab Sabbir, "Efficient yet deep convolutional neural networks for semantic segmentation," *arXiv preprint arXiv:1707.08254*, 2017.
- [52] S. Saha and N. Saha, "A lightning fast approach to classify bangla handwritten characters and numerals using newly structured deep neural network," *Procedia Computer Science*, vol. 132, pp. 1760–1770, 2018.
- [53] J. Cai, W. Wei, X. Hu, R. Liu, and J. Wang, "Fractal characterization of dynamic fracture network extension in porous media," *Fractals*, vol. 25, no. 02, p. 1750023, 2017.
- [54] A. Wong, M. J. Shafiee, and M. S. Jules, "µnet: A highly compact deep convolutional neural network architecture for real-time embedded traffic sign classification," *arXiv preprint arXiv:1804.00497*, 2018.
- [55] F. Jurišić, I. Filković, and Z. Kalafatić, "Multiple-dataset traffic sign classification with onecnn," in *Pattern Recognition (ACPR), 2015 3rd IAPR Asian Conference on*. IEEE, 2015, pp. 614–618.
- [56] D. P. Kingma and J. Ba, "Adam: A method for stochastic optimization," *arXiv preprint arXiv:1412.6980*, 2014.
- [57] F. Chollet *et al.*, "Keras," <https://keras.io>, 2015.