

# RoI-based Robotic Grasp Detection for Object Overlapping Scenes Using Convolutional Neural Network

Hanbo Zhang, Xuguang Lan, Xinwen Zhou, and Nanning Zheng

**Abstract**—Grasp a specific target in object stacking and overlapping scenes is a necessary and challenging task for practical use of robotic grasp. In this paper, we propose a robotic grasp detection algorithm based on Region of Interest (RoI) to simultaneously detect targets and their grasps in object overlapping scenes. Our proposed algorithm uses Regions of Interest (RoIs) to detect grasps while doing classification and location regression of targets. To train the network, we contribute a much bigger multi-object grasp dataset than Cornell Grasp Dataset, which is based on Visual Manipulation Relationship Dataset. Experimental results demonstrate that our algorithm achieves 24.0% miss rate at 1FPPI and 70.5% mAP with grasp on our dataset. Robotic experiments demonstrate that our proposed algorithm can help robots grasp specific target in multi-object scenes at 84% success rate.

## I. INTRODUCTION

As the development of service robots, a reliable grasp detection algorithm is required to help intelligent robots grasp different things. As is known, robotic grasp is a challenging task involving robotic perception, motion planning and so on. For intelligent robots, the perception and understanding of the environment, including target and grasp detection, are prerequisites for efficient grasping.

For widespread use of robotic grasp in practice, grasping a specific target in object stacking scenes in an accurate and efficient way is necessary. The main challenges to solve this problem are:

- **How to locate the grasps in a stack of objects:** when objects are in disorganized heaps, there are overlap, occlusion and stacking between objects, which makes grasp detection extremely difficult.
- **How to know which object each grasp belongs to:** after grasps are acquired, it is difficult to match the detected grasps with corresponding objects due to the overlaps.

Recent works [1]–[4] focus on grasp detection in single object scenes. However, In practical applications of robotic grasp, the scenes faced by robots often contain multiple objects. Some works [5]–[8] try to solve the problem of robotic grasp in object cluttered scenes, which is also known as the “bin picking” problem. These algorithms prefer scenes where

\*This work was supported in part by the key project of Trico-Robot plan of NSFC under grant No. 91748208, National Key Program of China No.2017YFB1302200, key project of Shaanxi province No.2018ZDCXL-GY-06-07, and NSFC No.61573268.

Hanbo Zhang and Xuguang Lan are with the Institute of Artificial Intelligence and Robotics, the National Engineering Laboratory for Visual Information Processing and Applications, School of Electronic and Information Engineering, Xi’an Jiaotong University, No.28 Xianning Road, Xi’an, Shaanxi, China. zhanghanbo163@stu.xjtu.edu.cn, xglan@mail.xjtu.edu.cn

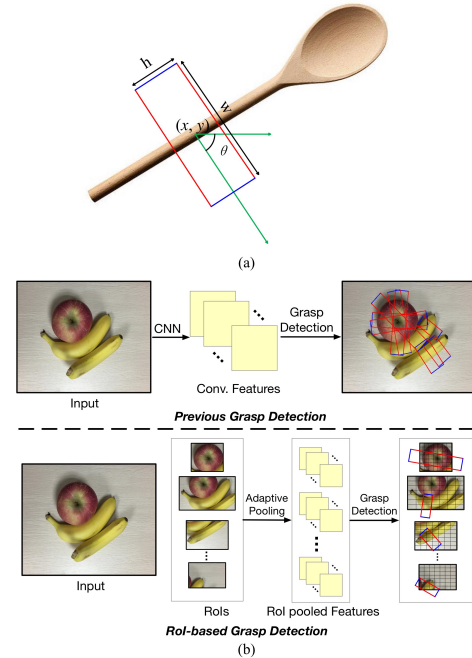


Fig. 1. (a) Grasp representation in this paper. Each grasp includes 5 dimensions:  $(x, y, w, h, \theta)$ .  $(x, y)$  is the coordinate of the center point.  $(w, h)$  is the width and height of the grasp rectangle.  $\theta$  is the rotation angle with respect to the horizontal axis. (b) Grasp detection on RoIs compared with previous grasp detection algorithms. Grasp detection on RoIs takes two steps: First, use RoI pooling to get a batch of RoI pooled features with same size  $W \times H$  (e.g.  $7 \times 7$ ), and all RoIs are also divided into  $W \times H$  grid cells. Second, use grasp detection pipeline to detect grasps on RoIs. **The main difference:** the RoI-based grasp detection can get the affiliation between RoIs and detected grasps, which will help the robot locate the grasp belonging to each object.

the cluttered objects are scattered and have one significant shortcoming: they all ignore the affiliation between grasps and targets. For example, if the robot is requested to get an apple from the bin, these algorithms will be invalid. In other words, these grasp detection algorithms only focus on where to grasp instead of what to grasp. One alternative is to train the network for detecting and grasping the most exposed object one by one until the desired target [9]. However, it lacks the perception of overall environment, which limits the use of this algorithm.

In order to grasp specific target in object cluttered or stacked scenes, the simplest way is to break the problem down into two sub-problems: object detection and grasp detection. By doing this, it needs a matching strategy to assign the detected grasps to detected objects. If objects are

scattered, it will be easy to assign grasps to objects (*e.g.* computing distance between the center of the grasp and each object and choose the nearest object as the matching result). However, when there is occlusion and overlap between objects, especially when objects are stacked together, the assigning process of grasps will be difficult.

Therefore, in this paper, a new approach of robotic grasp detection based on Region of Interest (RoI) is proposed to solve the problem of both grasp detection and object-grasp matching in object overlapping scenes, which simultaneously detect objects and grasps with the affiliation between them. RoIs are candidates of object bounding boxes. The object detector is based on Faster-RCNN [10], which use RoIs to regress object locations and do classification. We cascade a grasp detection pipeline including several convolutional layers and the grasp detector after RoI pooling. In other words, we use RoI pooled features to detect grasps belonging to the RoI as shown in Fig. 1(b). The reason why we add convolutional layers between grasp detector and RoI pooled feature maps is that the detection of grasps of one specific target is different from detecting only grasps, which needs a larger receptive field to prevent confusion of grasps belonging to different objects. Additional convolutional layers can enlarge the receptive field of the neurons.

To train the network, we label Visual Manipulation Relationship Dataset (VMRD) [11] with more than  $10^5$  grasps following the five dimension grasp representation proposed in [12]. One example of grasp is shown in Fig. 1(a). Besides location of each grasp, the owner of each grasp is also labeled using object index. Grasps on VMRD have a much more complex distribution than Cornell Grasp Dataset.

In summary, contributions of this paper include three points:

- A new network is proposed to simultaneously detect targets and grasps with the affiliation between detected grasps and targets in object overlapping scenes.
- A new RoI-based robotic grasp detection approach is proposed to detect the location of robotic grasps on RoI feature maps.
- A new multi-object grasp dataset based on Visual Manipulation Relationship Dataset [11] with more than  $10^5$  grasps is labeled and published.

## II. RELATED WORK

Robotic grasp has been explored for a long time [13]–[16]. Recently, deep learning provide possibility of detecting grasps directly from RGB or RGB-D images [1]–[4], [17]–[19] with its powerful ability of feature extraction [20]. They treat grasps as a specific sort of object and transfer object detection algorithms to detect grasps, which achieve state-of-the-art performance on single-object grasp dataset such as Cornell Grasp Dataset and CMU Grasp Dataset [21]. Chu et al. [3] and Zhou et al. [4] also explore the performance of deep grasp detection network trained on Cornell Grasp Dataset in multi-object scenes of real world with no overlap between objects. These algorithms are trained on single-object dataset and focus on grasp detection of one single

target, which means they have limited performance on object stacking and overlapping scenes.

To apply robotic grasp in practice, some works deal with grasping in object cluttered scenes [5]–[8]. Sergey et al. [5] establish a CNN model for predicting the grasping success rate of the gripper and realize the visual-based grasp continuous servoing control combined with the CEM algorithm to search in the robot motion space. Gualtieri et al. [6] search proper grasp pose in clutter through generating a large set of candidates and classifying them into “good” or “bad”. In [7], Mahler et al. model grasping in clutter (also called “bin picking”) as a POMDP and use reinforcement learning to solve the problem. Later, they explore the grasping based on vacuum end effectors in multi-object scenes [8]. However, these algorithms prefer scenes with scattered objects instead of stacked ones. Moreover, they ignore the affiliation between grasps and objects, which means though they are powerful to find out proper grasps in clutter and good at accomplishing tasks like “cleaning table” and “bin picking”, it is difficult to apply such kind of algorithms in tasks of getting specific target in cluttered scenes.

The most related work is [9], in which the proposed algorithm classifies and grasps the most exposed object one by one until the desired target. Though this algorithm can help robot get the specific object, it lacks the perception of the whole scene, which limits the use scope (*e.g.* if the target is exposed with other objects, it may not directly grasp the target).

Therefore, it is still challenging for robots to grasp a specific target in multi-object stacking scenes especially when there are overlaps between objects. In our work, we propose a RoI-based robotic grasp detection algorithm while predicting objects that the detected grasps belong to in such scenes.

## III. PROPOSED APPROACH

### A. Network Architecture

As shown in Fig. 2, our network takes RGB images as input, using CNN feature extractor (*e.g.* ResNet [22] or VGG16 [23]) to extract deep features. Region Proposal Network (RPN), which in fact is a  $3 \times 3$  convolutional layer, provides object bounding box proposals called Regions of Interest (RoIs) for RCNN header and grasp detector. After that, RoI pooling is an adaptive pooling layer to make all features cropped by RoIs into same size  $W \times H$  (*e.g.*  $7 \times 7$ ). Finally, a mini-batch of RoI pooled features is feed into RCNN header and grasp detector to complete target location regression and classification, and detect grasps of every RoI, respectively. Note that during testing, input images are not required to be resized into same size, which is different from all the previous grasp detection methods.

We use ResNet-101 based Faster-RCNN [22] as object detector including the same RCNN header. Grasp detection pipeline cascaded after RoI pooling includes several convolutional layers, grasp rectangle regressor and classifier. Each RoI is divided into  $W \times H$  grid cells (*e.g.*  $7 \times 7$ ).

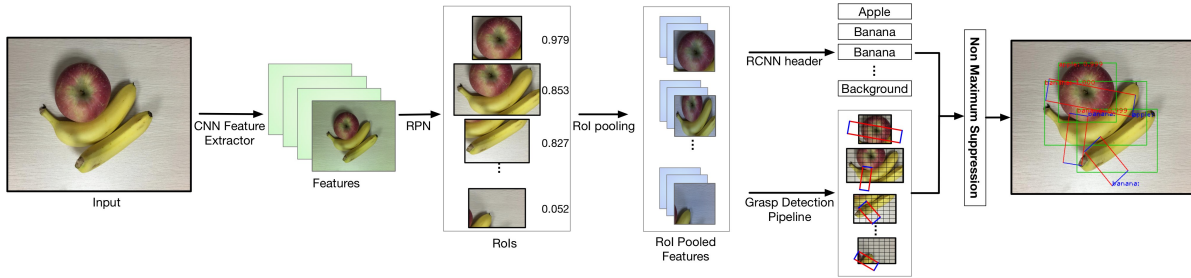


Fig. 2. Network architecture. RoIs and RoI pooled features are used to train not only the RCNN header for object detection but also the grasp detection pipeline. All the grasps are detected on RoIs. The grasp detection pipeline is trained to not only output grasp rectangles but also determine whether a grasp belongs to a RoI. In grasp detection pipeline, three Resblocks are added between RoI pooling and grasp detector in order to enlarge the receptive field of feature maps.

In each grid cell, a set of oriented anchor boxes are pre-defined, and we use  $k$  represents anchor number of each grid cell. As shown in Fig. 1(a), each grasp is represented by a 5-dimension vector  $(x, y, w, h, \theta)$ . Therefore, in each grid cell, grasp rectangle regressor outputs  $5 \times k$  offsets of the grasp rectangle  $(t_x, t_y, t_w, t_h, t_\theta)$  with respect to the anchor  $(x_a, y_a, w_a, h_a, \theta_a)$ , and the predicted grasp rectangle  $(\hat{x}, \hat{y}, \hat{w}, \hat{h}, \hat{\theta})$  is computed using Eq. 1:

$$\begin{aligned} t_{\hat{x}} &= (\hat{x} - x_a) / w_a, t_{\hat{y}} = (\hat{y} - y_a) / h_a, t_{\hat{w}} = \log(\hat{w} / w_a) \\ t_{\hat{h}} &= \log(\hat{h} / h_a), t_{\hat{\theta}} = (\hat{\theta} - \theta_a) / (90 / k) \end{aligned} \quad (1)$$

Grasp classifier provides  $2 \times k$  confidence scores, indicating the probabilities of  $k$  anchors to be graspable or ungraspable. For each RoI, the grasp detector will predict  $W \times H \times k$  grasp candidates. Finally, by non maximum suppression (NMS), detected objects and grasp candidates belonging to their RoIs are preserved.

### B. Grasp Detection on Regions of Interest

In RoI-based robotic grasp detection, grasps are detected on RoIs instead of the whole image in order to distinguish grasps belonging to different objects.

RoIs are candidates of object bounding boxes [10]. Through RoI pooling, the convolutional features cropped by RoIs are pooled into same size  $W \times H$ . In RoI-based grasp detection, the network is designed to detect grasps belonging to a specific RoI instead of all potential grasps.

Note that we want the detector predict different grasps for different objects, and not be confused by the grasps belonging to the other objects, especially in the overlap between two object bounding boxes. However, if the receptive field of feature maps used to predict grasps is not large enough, the predictions of any two RoIs in the overlap will be similar, which means that it will be difficult for the grasp detector to distinguish which RoI the detected grasps in the overlap belongs to. To prevent that the grasp detector confuses grasps belonging to different objects, feature maps used to predict grasps should have a large receptive field, especially when there are overlaps. Therefore, we add several convolutional layers between grasp detector and RoI pooling layer to build a grasp detection pipeline so that the receptive field of the feature maps used by grasp detection can be enlarged for our task.

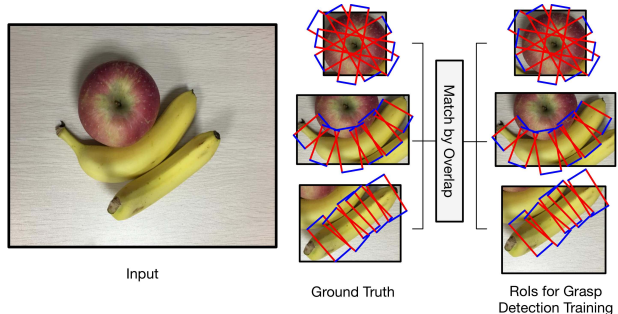


Fig. 3. An example of training data. Grasp rectangles belonging to the ground truth object are used as the ground truth grasps of matched RoIs.

To get training ground truth of a RoI for grasp detection, we first match each RoI with one bounding box of ground truth object by overlap area as follow:

- Keep the ground truth object bounding boxes with Intersection over Union (IoU) larger than 0.5 as matching candidates.
- Choose the one that has the largest IoU as the matching result.

If a RoI do not match any ground truth, it will not be used in grasp detection training. Then ground truth grasp rectangles belonging to the matched ground truth object will be set as the training ground truth of the matched RoI. The other grasps will be ignored by this RoI even if they are located in it. One example of the training data is shown in Fig. 3. This encourages the grasp detector to output only grasps belonging to the specific RoI instead of all potential grasps.

### C. Multi-object Grasp Dataset

To train the network, we relabel the Visual Manipulation Relationship Dataset (VMRD) [11] with grasps. VMRD have 31 categories and 5185 images including more than 17000 object instances and 51000 manipulation relationships. In each image, each object instance has a unique index to be distinguished from other objects.

In our experiments, we label 4783 images in VMRD with grasps. Besides the coordinates of each grasp rectangles, we mark each grasp with “easy” or “hard” and the object instance it belongs to. Therefore, each grasp has 10 dimensions: 8 floats for coordinates of 4 vertexes of grasp




Fig. 4. Examples of dataset. There are different sorts of graspable things in VMRD dataset. In each image, each object has a unique index to be distinguished from the others. Grasps belonging to one object are also distinguished by the index from the grasps belonging to the other objects.

rectangle, 1 boolean for “easy” or “hard” and 1 unsigned integer for index of object instance the grasp belongs to. There are more than  $10^5$  grasps labeled totally, which are much more than Cornell Grasp Dataset. More details can be found at this link<sup>1</sup>. Some examples are shown in Fig. 4. The dataset is split into training set and validation set. In training set and validation set, there are 4233 and 450 images.

#### D. Loss Function

Our loss function includes two parts: object (target) detection loss  $L_T$  and grasp detection loss  $L_G$ .

$L_T$  is same with Faster-RCNN [10] including object RPN loss, object bounding box regression loss and classification loss. For RoI  $R$ ,  $L_G(R)$  is same with our previous work [4] including grasp regression loss and classification loss. Since the network is trained end-to-end in this paper, for one image, the total loss is defined as follow:

$$loss = L_T + \lambda \sum_{R \in RoIs} L_G(R) \quad (2)$$

From Eq. 2, we can see that the total loss  $loss$  is a multi-task loss of object detection and grasp detection.  $\lambda$  is used to balance loss from two separate tasks, which is set to  $1/N_{RoI}$  in this paper, where  $N_{RoI}$  is the number of RoIs used in grasp detection loss.

## IV. EXPERIMENT

### A. Implementation Details

Our network is implemented on PyTorch. GPUs used to train the network are all GTX1080Ti with 11GB memory. The learning rate of our network is 0.001 and momentum is 0.9. Every 10 epochs, the learning rate will multiply

a factor of 1/10. Limited by the memory of the GPU, we set the mini-batch size as 4. During training, we use photometric distortion augmentation including random contrast, color space conversion (only RGB and HSV), random saturation and random hue. Besides photometric distortion augmentation, we also augment our dataset with horizontal flipped and vertically rotated images (rotate image by  $\pm 90^\circ$  or  $180^\circ$ ). Though the input size is not required to be fixed, we normalize the shorter sides of all images to 600 pixels while keeping the aspect ratio of the image unchanged. The other settings of object detection and grasp detection are same with ResNet-based Faster-RCNN [22] and our previous work [4] respectively.

### B. Metrics

Our algorithm focuses on detecting targets and grasps in object overlapping scenes. Therefore, it is not enough to only evaluate the accuracy of detection result like Cornell Grasp Dataset. To evaluate the performance of our algorithm, we use evaluation strategy proposed in [24] based on False Positive per Image (FPPI) and Miss Rate, where the **log-average miss rate (LAMR)** is used to give a overall look of the algorithm performance. Besides, miss rates when FPPI is 0 ( $MR_0$ ) and  $10^{-1}(MR_{-1})$  are also evaluated.

In this paper, we define a detection as True Positive when it satisfies the following conditions:

- Each detection includes object and its Top-1 grasp simultaneously.
- The object is classified correctly and the bounding box of the object has a IoU larger than 0.5 with the ground truth.
- The detected grasp of the object is correct, which means that the detected Top-1 grasp has a Jaccard Index larger than 0.25 and angle difference less than  $30^\circ$  with at least one ground truth grasp rectangle belonging to the object.

In the above evaluation strategy, all the targets are treated equally. However, because of the data imbalance, objects with a larger number in VMRD have a greater impact on the final test results. Therefore, the **Average Precision (AP)**, which comes from object detection, is used as the evaluation criteria within each object category. In order to evaluate the grasp detection at the same time, True Positive has the same criteria as the above.

### C. Validation

**Comparison with Baseline** Validation results on VMRD validation set are shown in Table. I. The baseline is set as cascading object detector (Faster-RCNN [10]) and grasp detector (fully convolutional grasp network from [4], abbreviated as FCGN in this paper). Distance between object center and grasp center is used to assign detected grasps to detected objects. In detail, we choose the closest grasp with confidence score higher than 0.5 to be the grasp of the object, which achieves the highest performance in our testing.

<sup>1</sup><http://gr.xjtu.edu.cn/web/zeuslan/visual-manipulation-relationship-dataset;jsessionid=E6F2B81979FA7849D9D773A7A389B809>



TABLE I  
VALIDATION RESULTS OF DIFFERENT METHODS

Algorithm	MR <sub>0</sub> (%)	MR <sub>-1</sub> (%)	LAMR (%)	mAP with grasp (%)	Speed (FPS)
	Lower is Better			Higher is Better	
Faster-RCNN+FCGN (baseline)	62.6	97.8	92.5	53.2	10.3
RoI-GD, 12 × 12 Anchor, k=4	<b>24.9</b>	91.0	76.9	<b>68.2</b>	9.1
RoI-GD, 12 × 12 Anchor, k=6	25.3	90.5	75.8	67.4	
RoI-GD, 24 × 24 Anchor, k=4	27.0	91.5	78.4	66.3	
RoI-GD, 24 × 24 Anchor, k=6	28.9	93.1	79.9	63.4	
RoI-GD, 12 × 12 Anchor, k=4, Hi-res	25.9	<b>86.7</b>	<b>74.1</b>	67.4	8.3
RoI-GD, 24 × 24 Anchor, k=4, Hi-res	26.9	88.6	76.2	66.4	




Fig. 5. Examples of detection results. The top row is object detection results and the second row is grasp detection results. **(a): True positive examples.** In these images, each detected object is shown with its grasp with highest graspable score. Our proposed algorithm can efficiently detect targets and grasps simultaneously with the affiliation between detected grasps and targets. **(b): Images with incorrect detections.** These examples demonstrate that an excessive overlap between objects can invalidate our proposed algorithm, especially when the overlap is between two objects belonging to the same category. Besides, objects with similar appearance can confuse the object detector as shown in the top-right picture. The notebook seems like a wallet, which makes difficulty for object detection.

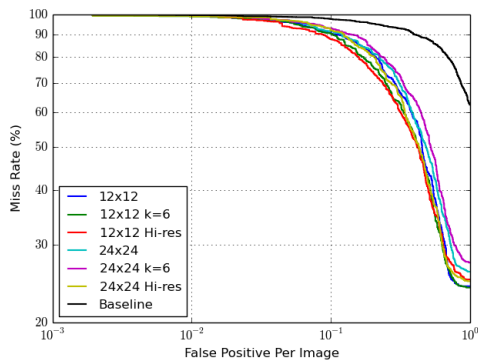


Fig. 6. FPPI-Miss Rate curves of different models.

From Table I, we can see that our proposed RoI-based Grasp Detection (**RoI-GD**) improves the detection performance a lot. High miss rate of the baseline is caused by overlaps between objects, especially when the network comes across the following two situations: (1) grasps are mostly distributed on the edge of the object, such as plates, books, tapes, etc; (2) one object is put near the center of another object, for example, when a pen is put on a book. Our algorithm will not suffer from these problems benefiting from large receptive field. Intuitively, the grasp detector not only detects grasps, but also make decision whether a grasp belongs to the target. The speed of our model is a little slower than the baseline, which includes two cascaded

detection net based on ResNet-101 (9.1FPS *vs.* 10.3FPS) because our model detects grasps on RoIs, which means the grasp detection time consuming is proportional to the number of RoIs. In practice, the number of RoIs used for object detection is set as 300, same with [10].

**Self Comparison** In the experiment, we try different anchor settings to see the influence on performance of our model. Two different anchor sizes are used including  $12 \times 12$  and  $24 \times 24$ . From Table I and Fig. 6, we can conclude that the anchor size is an important hyperparameter for network training. A proper anchor size will provide better priors for regression, which reduce the difficulty for training. Besides, value of  $k$  will also influence final results. Larger  $k$  will reduce the difference between oriented anchors and matched ground truth grasp rectangles. It will reduce the difficulty of regression. However, it will also bring more hard examples for graspable classification. Therefore, A proper  $k$  is preferred to bring a good performance. We also trained our network with higher resolution inputs (Hi-res). The shorter sides of input images are changed from 600 to 800. Results demonstrate that high resolution inputs also help to improve model performance especially the miss rate by with a little loss of speed.

**Visualization of Results** Visualization of detection results is shown in Fig. 5. In each image, every detected object is shown with the grasp with highest graspable score. From Fig. 5(a) we can see that our proposed method in object overlapping scenes can successfully predict the grasp be-




Fig. 7. Robot experiment. The left picture shows the robot experimental environment. The pictures above are detection results and the pictures below are robotic execution.

longing to each target without being confused by grasps belonging to other objects. Incorrect examples are shown in Fig. 5(b). These examples demonstrate that an excessive overlap between objects can invalidate our proposed algorithm, especially when the overlap is between two objects belonging to the same category. Besides, objects with similar appearance can confuse the object detector as shown in the left-down picture in Fig. 5(b). The notebook seems like a wallet, which makes difficulty for object detection. We will try to solve such kinds of problems in our future work.

#### D. Robot Experiment

**Hardware** In our robotic experiment, we use Baxter Robot designed by RethinkRobotics as the executor. Baxter has 2 arms with 7 DoF of each arm. It is fixed on the position of 1 meter higher than the ground. The gripper has two parallel fingers with limited active range (about 4cm). Limited by the active range of the gripper, before each experiment, we set the gripper to a proper position so that the gripper can grasp the target successfully. The table is in front of Baxter with same height of the base of Baxter. The camera used in our robotic experiment is Kinect V2, which can collect RGB-D images. The camera is mounted on Baxter head about 70cm higher than the desktop with a depression angle of 75°. Complete environment is shown in Fig. 7.

**Evaluation Strategy** To evaluate the performance of our proposed algorithm in real world, we test the success rate of grasping several objects. Different from previous works, our robotic experiments focus on grasping specific target in object overlapping scenes. Therefore, the target is placed on the table with several other objects as disturbance. To test the generalization ability of our model, we try more complex scenes than VMRD dataset in robotic experiments with more cluttered objects. In order to make sure that the target can be successfully grasped, it has to be placed on or next to other objects instead of being below them. Targets involved in our robotic experiments include apple, banana, wrist developer, tape, toothpaste, wrench, plier and screwdriver. We try 10 times with each of the above objects and record the number of success.

Though the targets and their grasps are detected using RGB images, depth information is need to estimate grasp points and grasp vectors from grasp rectangles output by the network. The point with minimum depth in a grasp rectangle is chosen as the grasp point and the average surface normal

TABLE II  
VALIDATION RESULTS OF DIFFERENT METHODS

Object	Prediction Accuracy(%)	Grasping Success Rate(%)
Apple	100	90
Banana	100	100
Wrist Developer	70	60
Tape	70	70
Toothpaste	80	80
Wrench	100	80
Pliers	90	90
Screwdriver	100	100
Total	89	84

near the grasp point is estimated as the grasp vector.

**Results** Robotic experimental results are shown in Table II and Fig. 7. Instead of executing the grasp with the highest graspable score, the grasp closest to the target center with graspable score more than 0.5 is chosen as grasp configuration. From Table II, we can see that our algorithm can achieve a overall success rate of 89% and 84% in prediction and execution respectively on all 8 targets. These results demonstrate that our model can generalize to complex scenes with cluttered objects to grasp the specific target.

#### V. CONCLUSIONS

In this paper, we propose a Region of Interest (RoI) based robotic grasp detection algorithm, which can simultaneously detect targets and their grasps in object overlapping scenes. Our proposed algorithm detect grasps on RoI pooled features with the affiliation between detected objects and grasps. To train the network, we contribute a much bigger multi-object grasp dataset than Cornell Grasp Dataset, which is based on Visual Manipulation Relationship Dataset. Our algorithm achieves 24.0% miss rate at 1FPPI and 70.5% mAP with grasp on our dataset and can help Baxter robot grasp specific target in more complex multi-object scenes at 84% success rate.

#### ACKNOWLEDGMENT

This work was supported in part by the key project of Trico-Robot plan of NSFC under grant No. 91748208, National Key Program of China No.2017YFB1302200, key project of Shaanxi province No.2018ZDCXL-GY-06-07, and NSFC No.61573268.

## REFERENCES

- [1] Joseph Redmon and Anelia Angelova. Real-time grasp detection using convolutional neural networks. In *IEEE International Conference on Robotics and Automation (ICRA)*, pages 1316–1322. IEEE, 2015.
- [2] Sulabh Kumra and Christopher Kanan. Robotic grasp detection using deep convolutional neural networks. In *Proc. IEEE/RSJ International Conference on Intelligent Robots and Systems (IROS)*. IEEE, 2017.
- [3] Fu-Jen Chu, Ruinian Xu, and Patricio Vela. Real-world multi-object, multi-grasp detection. *IEEE Robotics and Automation Letters*, 2018.
- [4] Xinwen Zhou, Xuguang Lan, Hanbo Zhang, Zhiqiang Tian, Yang Zhang, and Nanning Zheng. Fully convolutional grasp detection network with oriented anchor box. *IEEE/RSJ International Conference on Intelligent Robots and Systems (IROS)*, 2018.
- [5] Sergey Levine, Peter Pastor, Alex Krizhevsky, Julian Ibarz, and Deirdre Quillen. Learning hand-eye coordination for robotic grasping with deep learning and large-scale data collection. *The International Journal of Robotics Research (IJRR)*, 2016.
- [6] Marcus Gualtieri, Andreas ten Pas, Kate Saenko, and Robert Platt. High precision grasp pose detection in dense clutter. In *IEEE/RSJ International Conference on Intelligent Robots and Systems (IROS)*, pages 598–605. IEEE, 2016.
- [7] Jeffrey Mahler and Ken Goldberg. Learning deep policies for robot bin picking by simulating robust grasping sequences. In Sergey Levine, Vincent Vanhoucke, and Ken Goldberg, editors, *Proceedings of the 1st Annual Conference on Robot Learning*, volume 78 of *Proceedings of Machine Learning Research*, pages 515–524. PMLR, 13–15 Nov 2017.
- [8] Jeffrey Mahler, Matthew Matl, Xinyu Liu, Albert Li, David Gealy, and Ken Goldberg. Dex-net 3.0: Computing robust robot suction grasp targets in point clouds using a new analytic model and deep learning. In *IEEE International Conference on Robotics and Automation*, 2018.
- [9] Di Guo, Tao Kong, Fuchun Sun, and Huaping Liu. Object discovery and grasp detection with a shared convolutional neural network. In *IEEE International Conference on Robotics and Automation*, pages 2038–2043. IEEE, 2016.
- [10] Shaoqing Ren, Kaiming He, Ross Girshick, and Jian Sun. Faster r-cnn: Towards real-time object detection with region proposal networks. In *Advances in Neural Information Processing Systems (NIPS)*, pages 91–99, 2015.
- [11] Hanbo Zhang, Xuguang Lan, Xinwen Zhou, Zhiqiang Tian, and Nanning Zheng. Visual manipulation relationship network. *arXiv preprint arXiv:1802.08857*, 2018.
- [12] Yun Jiang, Stephen Moseson, and Ashutosh Saxena. Efficient grasping from rgbd images: Learning using a new rectangle representation. In *IEEE International Conference on Robotics and Automation (ICRA)*, pages 3304–3311. IEEE, 2011.
- [13] Antonio Bicchi and Vijay Kumar. Robotic grasping and contact: A review. In *ICRA*, volume 348, page 353. Citeseer, 2000.
- [14] Andrew T Miller, Steffen Knoop, Henrik I Christensen, and Peter K Allen. Automatic grasp planning using shape primitives. In *Robotics and Automation, 2003. Proceedings. ICRA'03. IEEE International Conference on*, volume 2, pages 1824–1829. IEEE, 2003.
- [15] Andrew T Miller and Peter K Allen. Graspit! a versatile simulator for robotic grasping. *IEEE Robotics and Automation Magazine (RAM)*, 11(4):110–122, 2004.
- [16] Raphael Pelossof, Andrew Miller, Peter Allen, and Tony Jebara. An svm learning approach to robotic grasping. In *IEEE International Conference on Robotics and Automation (ICRA)*, volume 4, pages 3512–3518. IEEE, 2004.
- [17] Ian Lenz, Honglak Lee, and Ashutosh Saxena. Deep learning for detecting robotic grasps. *The International Journal of Robotics Research (IJRR)*, 34(4-5):705–724, 2015.
- [18] Di Guo, Fuchun Sun, Tao Kong, and Huaping Liu. Deep vision networks for real-time robotic grasp detection. *International Journal of Advanced Robotic Systems*, 14(1):1729881416682706, 2016.
- [19] Di Guo, Fuchun Sun, Huaping Liu, Tao Kong, Bin Fang, and Ning Xi. A hybrid deep architecture for robotic grasp detection. In *IEEE International Conference on Robotics and Automation (ICRA)*, pages 1609–1614. IEEE, 2017.
- [20] Yann LeCun, Yoshua Bengio, and Geoffrey Hinton. Deep learning. *Nature*, 521(7553):436–444, 2015.
- [21] Lerrel Pinto and Abhinav Gupta. Supersizing self-supervision: Learning to grasp from 50k tries and 700 robot hours. In *IEEE International Conference on Robotics and Automation (ICRA)*, pages 3406–3413. IEEE, 2016.
- [22] Kaiming He, Xiangyu Zhang, Shaoqing Ren, and Jian Sun. Deep residual learning for image recognition. In *Proceedings of the IEEE Conference on Computer Vision and Pattern Recognition (CVPR)*, pages 770–778, 2016.
- [23] Simonyan Karen and Zisserman Andrew. Very deep convolutional networks for large-scale image recognition. *arXiv preprint arXiv:1409.1556*, 2014.
- [24] Piotr Dollár, Christian Wojek, Bernt Schiele, and Pietro Perona. Pedestrian detection: An evaluation of the state of the art. *IEEE transactions on pattern analysis and machine intelligence*, 34(4):743–761, 2012.