

# $N$ -ary Relation Extraction using Graph State LSTM

Linfeng Song<sup>1\*</sup>, Yue Zhang<sup>3\*</sup>, Zhiguo Wang<sup>2</sup> and Daniel Gildea<sup>1</sup>

<sup>1</sup>Department of Computer Science, University of Rochester, Rochester, NY 14627

<sup>2</sup>IBM T.J. Watson Research Center, Yorktown Heights, NY 10598

<sup>3</sup>School of Engineering, Westlake University, China

## Abstract

Cross-sentence  $n$ -ary relation extraction detects relations among  $n$  entities across multiple sentences. Typical methods formulate an input as a *document graph*, integrating various intra-sentential and inter-sentential dependencies. The current state-of-the-art method splits the input graph into two DAGs, adopting a DAG-structured LSTM for each. Though being able to model rich linguistic knowledge by leveraging graph edges, important information can be lost in the splitting procedure. We propose a graph-state LSTM model, which uses a parallel state to model each word, recurrently enriching state values via message passing. Compared with DAG LSTMs, our graph LSTM keeps the original graph structure, and speeds up computation by allowing more parallelization. On a standard benchmark, our model shows the best result in the literature.

## 1 Introduction

As a central task in natural language processing, relation extraction has been investigated on news, web text and biomedical domains. It has been shown to be useful for detecting explicit facts, such as cause-effect (Hendrickx et al., 2009), and predicting the effectiveness of a medicine on a cancer caused by mutation of a certain gene in the biomedical domain (Quirk and Poon, 2017; Peng et al., 2017). While most existing work extracts relations within a sentence (Zelenko et al., 2003; Palmer et al., 2005; Zhao and Grishman, 2005; Jiang and Zhai, 2007; Plank and Moschitti, 2013; Li and Ji, 2014; Gormley et al., 2015; Miwa and Bansal, 2016; Zhang et al., 2017), the task of cross-sentence relation extraction has received increasing attention (Gerber and Chai, 2010; Yoshikawa et al., 2011). Recently, Peng

The deletion mutation on exon-19 of <b>EGFR</b> gene was present in 16 patients, while the <b>858E</b> point mutation on exon-21 was noted in 10. All patients were treated with <b>gefitinib</b> and showed a partial response.
--

Table 1: An example showing that tumors with *L858E* mutation in *EGFR* gene respond to *gefitinib* treatment.

et al. (2017) extend cross-sentence relation extraction by further detecting relations among several entity mentions ( $n$ -ary relation). Table 1 shows an example, which conveys the fact that cancers caused by the *858E* mutation on *EGFR* gene can respond to the *gefitinib* medicine. The three entity mentions form a ternary relation yet appear in distinct sentences.

Peng et al. (2017) proposed a graph-structured LSTM for  $n$ -ary relation extraction. As shown in Figure 1 (a), graphs are constructed from input sentences with dependency edges, links between adjacent words, and inter-sentence relations, so that syntactic and discourse information can be used for relation extraction. To calculate a hidden state encoding for each word, Peng et al. (2017) first split the input graph into two directed acyclic graphs (DAGs) by separating left-to-right edges from right-to-left edges (Figure 1 (b)). Then, two separate gated recurrent neural networks, which extend tree LSTM (Tai et al., 2015), were adopted for each single-directional DAG, respectively. Finally, for each word, the hidden states of both directions are concatenated as the final state. The bi-directional DAG LSTM model showed superior performance over several strong baselines, such as tree-structured LSTM (Miwa and Bansal, 2016), on a biomedical-domain benchmark.

However, the bidirectional DAG LSTM model suffers from several limitations. First, important information can be lost when converting a graph

\*Equal contribution

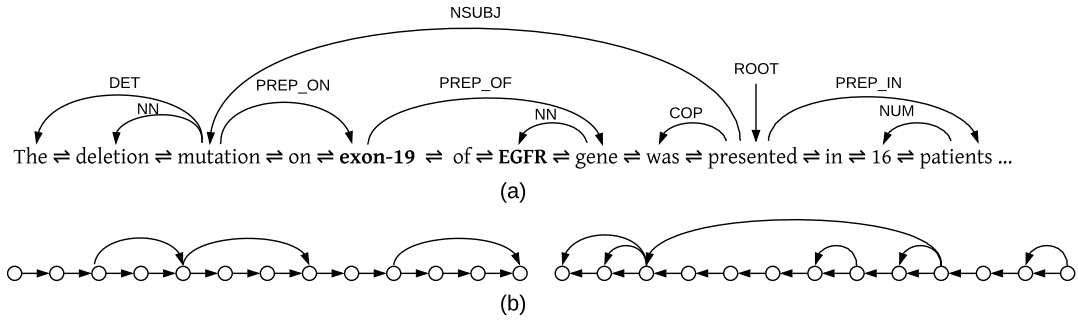


Figure 1: (a) A fraction of the dependency graph of the example in Table 1. For simplicity, we omit edges of discourse relations. (b) Results after splitting the graph into two DAGs.

into two separate DAGs. For the example in Figure 1, the conversion breaks the inner structure of “exon-19 of EGFR gene”, where the relation between “exon-19” and “EGFR” via the dependency path “exon-19  $\xrightarrow{\text{PREP\_OF}}$  gene  $\xrightarrow{\text{NN}}$  EGFR” is lost from the original subgraph. Second, using LSTMs on both DAGs, information of only ancestors and descendants can be incorporated for each word. Sibling information, which may also be important, is not included.

A potential solution to the problems above is to model a graph as a whole, learning its representation without breaking it into two DAGs. Due to the existence of cycles, naive extension of tree LSTMs cannot serve this goal. Recently, graph convolutional networks (GCN) (Kipf and Welling, 2017; Marcheggiani and Titov, 2017; Bastings et al., 2017) and graph recurrent networks (GRN) (Song et al., 2018; Zhang et al., 2018) have been proposed for representing graph structures for NLP tasks. Such methods encode a given graph by hierarchically learning representations of neighboring nodes in the graphs via their connecting edges. While GCNs use CNN for information exchange, GRNs take gated recurrent steps to this end. For fair comparison with DAG LSTMs, we build a graph LSTM by extending Song et al. (2018), which strictly follow the configurations of Peng et al. (2017) such as the source of features and hyper parameter settings. In particular, the full input graph is modeled as a single state, with words in the graph being its sub states. State transitions are performed on the graph recurrently, allowing word-level states to exchange information through dependency and discourse edges. At each recurrent step, each word advances its current state by receiving information from the current states of its adjacent words. Thus with increasing numbers

of recurrent steps each word receives information from a larger context. Figure 2 shows the recurrent transition steps where each node works simultaneously within each transition step.

Compared with bidirectional DAG LSTM, our method has several advantages. First, it keeps the original graph structure, and therefore no information is lost. Second, sibling information can be easily incorporated by passing information up and then down from a parent. Third, information exchange allows more parallelization, and thus can be very efficient in computation.

Results show that our model outperforms a bidirectional DAG LSTM baseline by 5.9% in accuracy, overtaking the state-of-the-art system of Peng et al. (2017) by 1.2%. Our code is available at <https://github.com/freesunshine0316/nary-grn>.

Our contributions are summarized as follows.

- We empirically compared graph LSTM with DAG LSTM for  $n$ -ary relation extraction tasks, showing that the former is better by more effective use of structural information;
- To our knowledge, we are the first to investigate a graph recurrent network for modeling dependency and discourse relations.

## 2 Task Definition

Formally, the input for cross-sentence  $n$ -ary relation extraction can be represented as a pair  $(\mathcal{E}, \mathcal{T})$ , where  $\mathcal{E} = (\epsilon_1, \dots, \epsilon_N)$  is the set of entity mentions, and  $\mathcal{T} = [S_1; \dots; S_M]$  is a text consisting of multiple sentences. Each entity mention  $\epsilon_i$  belongs to one sentence in  $\mathcal{T}$ . There is a predefined relation set  $\mathcal{R} = (r_1, \dots, r_L, \text{None})$ , where *None* represents that no relation holds for the entities.

This task can be formulated as a binary classification problem of determining whether  $\epsilon_1, \dots, \epsilon_N$  together form a relation (Peng et al., 2017), or a multi-class classification problem of detecting which relation holds for the entity mentions. Take Table 1 as an example. The binary classification task is to determine whether *gefitinib* would have an effect on this type of cancer, given a cancer patient with *858E* mutation on gene *EGFR*. The multi-class classification task is to detect the exact drug effect: response, resistance, sensitivity, etc.

### 3 Baseline: Bi-directional DAG LSTM

Peng et al. (2017) formulate the task as a graph-structured problem in order to adopt rich dependency and discourse features. In particular, Stanford parser (Manning et al., 2014) is used to assign syntactic structure to input sentences, and heads of two consecutive sentences are connected to represent discourse information, resulting in a graph structure. For each input graph  $G = (V, E)$ , the nodes  $V$  are words within input sentences, and each edge  $e \in E$  connects two words that either have a relation or are adjacent to each other. Each edge is denoted as a triple  $(i, j, l)$ , where  $i$  and  $j$  are the indices of the source and target words, respectively, and the edge label  $l$  indicates either a dependency or discourse relation (such as “nsubj”) or a relative position (such as “next\_tok” or “prev\_tok”). Throughout this paper, we use  $E_{in}(j)$  and  $E_{out}(j)$  to denote the sets of incoming and outgoing edges for word  $j$ .

For a bi-directional DAG LSTM baseline, we follow Peng et al. (2017), splitting each input graph into two separate DAGs by separating left-to-right edges from right-to-left edges (Figure 1). Each DAG is encoded by using a DAG LSTM (Section 3.2), which takes both source words and edge labels as inputs (Section 3.1). Finally, the hidden states of entity mentions from both LSTMs are taken as inputs to a logistic regression classifier to make a prediction:

$$\hat{y} = \text{softmax}(W_0[h_{\epsilon_1}; \dots; h_{\epsilon_N}] + b_0), \quad (1)$$

where  $h_{\epsilon_j}$  is the hidden state of entity  $\epsilon_j$ .  $W_0$  and  $b_0$  are parameters.

#### 3.1 Input Representation

Both nodes and edge labels are useful for modeling a syntactic graph. As the input to our DAG

LSTM, we first calculate the representation for each edge  $(i, j, l)$  by:

$$x_{i,j}^l = W_1([e_l; e_i]) + b_1, \quad (2)$$

where  $W_1$  and  $b_1$  are model parameters,  $e_i$  is the embedding of the source word indexed by  $i$ , and  $e_l$  is the embedding of the edge label  $l$ .

#### 3.2 State transition

The baseline LSTM model learns DAG representations sequentially, following word orders. Taking the edge representations (such as  $x_{i,j}^l$ ) as input, gated state transition operations are executed on both the forward and backward DAGs. For each word  $j$ , the representations of its incoming edges  $E_{in}(j)$  are summed up as one vector:

$$x_j^{in} = \sum_{(i,j,l) \in E_{in}(j)} x_{i,j}^l \quad (3)$$

Similarly, for each word  $j$ , the states of all incoming nodes are summed to a single vector before being passed to the gated operations:

$$h_j^{in} = \sum_{(i,j,l) \in E_{in}(j)} h_i \quad (4)$$

Finally, the gated state transition operation for the hidden state  $h_j$  of the  $j$ -th word can be defined as:

$$\begin{aligned} i_j &= \sigma(W_i x_j^{in} + U_i h_j^{in} + b_i) \\ o_j &= \sigma(W_o x_j^{in} + U_o h_j^{in} + b_o) \\ f_{i,j} &= \sigma(W_f x_{i,j}^l + U_f h_i + b_f) \\ u_j &= \sigma(W_u x_j^{in} + U_u h_j^{in} + b_u) \\ c_j &= i_j \odot u_j + \sum_{(i,j,l) \in E_{in}(j)} f_{i,j} \odot c_i \\ h_j &= o_j \odot \tanh(c_j), \end{aligned} \quad (5)$$

where  $i_j$ ,  $o_j$  and  $f_{i,j}$  are a set of input, output and forget gates, respectively, and  $W_x$ ,  $U_x$  and  $b_x$  ( $x \in \{i, o, f, u\}$ ) are model parameters.

#### 3.3 Comparison with Peng et al. (2017)

Our baseline is computationally similar to Peng et al. (2017), but different on how to utilize edge labels in the gated network. In particular, Peng et al. (2017) make model parameters specific to edge labels. They consider two model variations, namely *Full Parametrization (FULL)* and *Edge-Type Embedding (EMBED)*. *FULL* assigns distinct

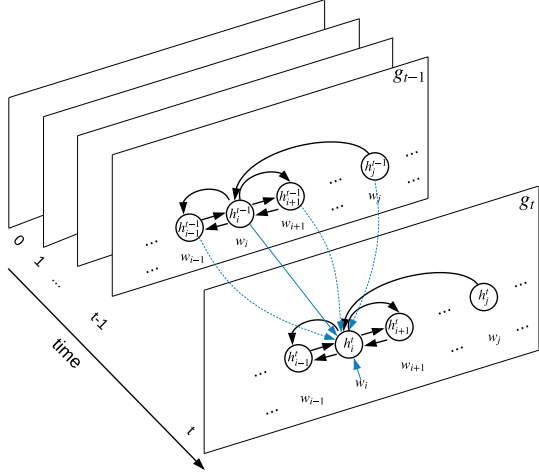


Figure 2: Graph state transitions via message passing, where each  $w_i$  is a word.

$U$ s (in Equation 5) to different edge types, so that each edge label is associated with a 2D weight matrix to be tuned in training. On the other hand, *EMBED* assigns each edge label to an embedding vector, but complicates the gated operations by changing the  $U$ s to be 3D tensors.<sup>1</sup>

In contrast, we take edge labels as part of the input to the gated network. In general, the edge labels are first represented as embeddings, before being concatenated with the node representation vectors (Equation 2). We choose this setting for both the baseline and our graph state LSTM model in Section 4, since it requires fewer parameters compared with *FULL* and *EMBED*, thus being less exposed to overfitting on small-scaled data.

#### 4 Graph State LSTM

Our input graph formulation strictly follows Section 3. In particular, our model adopts the same methods for calculating input representation (as in Section 3.1) and performing classification as the baseline model. However, different from the baseline bidirectional DAG LSTM model, we leverage a graph-structured LSTM to directly model the input graph, without splitting it into two DAGs.

Figure 2 shows an overview of our model. Formally, given an input graph  $G = (V, E)$ , we define a state vector  $h^j$  for each word  $v_j \in V$ . The state of the graph consists of all word states, and thus can be represented as:

$$g = \{h^j\}_{v_j \in V} \quad (6)$$

<sup>1</sup>For more information please refer Section 3.3 of Peng et al. (2017).

In order to capture non-local information, our model performs information exchange between words through a recurrent state transition process, resulting in a sequence of graph states  $g_0, g_1, \dots, g_t$ , where  $g_t = \{h_t^j\}_{v_j \in V}$ . The initial graph state  $g_0$  consists of a set of initial word states  $h_0^j = h_0$ , where  $h_0$  is a zero vector.

#### 4.1 State transition

Following the approaches of Song et al. (2018) and Zhang et al. (2018), a recurrent neural network is utilized to model the state transition process. In particular, the transition from  $g_{t-1}$  to  $g_t$  consists of hidden state transition for each word, as shown in Figure 2. At each step  $t$ , we allow information exchange between a word and all words that are directly connected to the word. To avoid gradient diminishing or bursting, gated LSTM cells are adopted, where a cell  $c_t^j$  is taken to record memory for  $h_t^j$ . We use an input gate  $i_t^j$ , an output gate  $o_t^j$  and a forget gate  $f_t^j$  to control information flow from the inputs and to  $h_t^j$ .

The inputs to a word  $v_j$ , include representations of edges that are connected to  $v_j$ , where  $v_j$  can be either the source or the target of the edge. Similar to Section 3.1, we define each edge as a triple  $(i, j, l)$ , where  $i$  and  $j$  are indices of the source and target words, respectively, and  $l$  is the edge label.  $x_{i,j}^l$  is the representation of edge  $(i, j, l)$ . The inputs for  $v_j$  are distinguished by incoming and outgoing directions, where:

$$\begin{aligned} x_j^i &= \sum_{(i,j,l) \in E_{in}(j)} x_{i,j}^l \\ x_j^o &= \sum_{(j,k,l) \in E_{out}(j)} x_{j,k}^l \end{aligned} \quad (7)$$

Here  $E_{in}(j)$  and  $E_{out}(j)$  denote the sets of incoming and outgoing edges of  $v_j$ , respectively.

In addition to edge inputs, a cell also takes the hidden states of its incoming and outgoing words during a state transition. In particular, the states of all incoming words and outgoing words are summed up, respectively:

$$\begin{aligned} h_j^i &= \sum_{(i,j,l) \in E_{in}(j)} h_{t-1}^i \\ h_j^o &= \sum_{(j,k,l) \in E_{out}(j)} h_{t-1}^k \end{aligned} \quad (8)$$

Based on the above definitions of  $x_j^i$ ,  $x_j^o$ ,  $h_j^i$  and  $h_j^o$ , the recurrent state transition from  $g_{t-1}$  to  $g_t$ ,

as represented by  $h_t^j$ , is defined as:

$$\begin{aligned} i_t^j &= \sigma(W_i x_j^i + \hat{W}_i x_j^o + U_i h_j^i + \hat{U}_i h_j^o + b_i) \\ o_t^j &= \sigma(W_o x_j^i + \hat{W}_o x_j^o + U_o h_j^i + \hat{U}_o h_j^o + b_o) \\ f_t^j &= \sigma(W_f x_j^i + \hat{W}_f x_j^o + U_f h_j^i + \hat{U}_f h_j^o + b_f) \\ u_t^j &= \sigma(W_u x_j^i + \hat{W}_u x_j^o + U_u h_j^i + \hat{U}_u h_j^o + b_u) \\ c_t^j &= f_t^j \odot c_{t-1}^j + i_t^j \odot u_t^j \\ h_t^j &= o_t^j \odot \tanh(c_t^j), \end{aligned}$$

where  $i_t^j$ ,  $o_t^j$  and  $f_t^j$  are the input, output and forget gates, respectively.  $W_x$ ,  $\hat{W}_x$ ,  $U_x$ ,  $\hat{U}_x$ ,  $b_x$  ( $x \in \{i, o, f, u\}$ ) are model parameters.

**Graph State LSTM vs bidirectional DAG LSTM** A contrast between the baseline DAG LSTM and our graph LSTM can be made from the perspective of information flow. For the baseline, information flow follows the natural word order in the input sentence, with the two DAG components propagating information from left to right and from right to left, respectively. In contrast, information flow in our graph state LSTM is relatively more concentrated at individual words, with each word exchanging information with all its graph neighbors simultaneously at each state transition. As a result, wholistic contextual information can be leveraged for extracting features for each word, as compared to separated handling of bi-directional information flow in DAG LSTM. In addition, arbitrary structures, including arbitrary cyclic graphs, can be handled.

From an initial state with isolated words, information of each word propagates to its graph neighbors after each step. Information exchange between non-neighboring words can be achieved through multiple transition steps. We experiment with different transition step numbers to study the effectiveness of global encoding. Unlike the baseline DAG LSTM encoder, our model allows parallelization in node-state updates, and thus can be highly efficient using a GPU.

## 5 Training

We train our models with a cross-entropy loss over a set of gold standard data:

$$l = -\log p(y_i | X_i; \theta), \quad (9)$$

where  $X_i$  is an input graph,  $y_i$  is the gold class label of  $X_i$ , and  $\theta$  is the model parameters. Adam (Kingma and Ba, 2014) with a learning rate of

Data	Avg. Tok.	Avg. Sent.	Cross
TERNARY	73.9	2.0	70.1%
BINARY	61.0	1.8	55.2%

Table 2: Dataset statistics. *Avg. Tok.* and *Avg. Sent.* are the average number of tokens and sentences, respectively. *Cross* is the percentage of instances that contain multiple sentences.

0.001 is used as the optimizer, and the model that yields the best devset performance is selected to evaluate on the test set. Dropout with rate 0.3 is used during training. Both training and evaluation are conducted using a Tesla K20X GPU.

## 6 Experiments

We conduct experiments for the binary relation detection task and the multi-class relation extraction task discussed in Section 2.

### 6.1 Data

We use the dataset of Peng et al. (2017), which is a biomedical-domain dataset focusing on drug-gene-mutation ternary relations,<sup>2</sup> extracted from PubMed. It contains 6987 ternary instances about drug-gene-mutation relations, and 6087 binary instances about drug-mutation sub-relations. Table 2 shows statistics of the dataset. Most instances of ternary data contain multiple sentences, and the average number of sentences is around 2. There are five classification labels: “resistance or non-response”, “sensitivity”, “response”, “resistance” and “None”. We follow Peng et al. (2017) and binarize multi-class labels by grouping all relation classes as “Yes” and treat “None” as “No”.

### 6.2 Settings

Following Peng et al. (2017), five-fold cross-validation is used for evaluating the models,<sup>3</sup> and the final test accuracy is calculated by averaging the test accuracies over all five folds. For each fold, we randomly separate 200 instances from the training set for development. The batch size is set as 8 for all experiments. Word embeddings are initialized with the 100-dimensional GloVe (Pennington et al., 2014) vectors, pretrained on 6 billion words from Wikipedia and web text. The edge label embeddings are 3-dimensional and randomly

<sup>2</sup>The dataset is available at <http://hanover.azurewebsites.net>.

<sup>3</sup>The released data has been separated into 5 portions, and we follow the exact split.



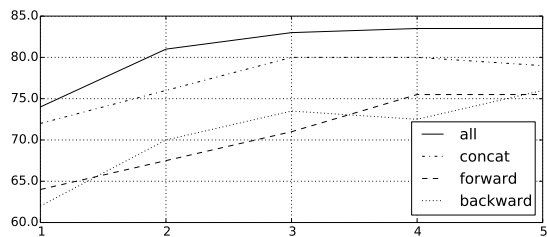


Figure 3: Dev accuracies against transition steps for the graph state LSTM model.

initialized. Pretrained word embeddings are not updated during training. The dimension of hidden vectors in LSTM units is set to 150.

### 6.3 Development Experiments

We first analyze our model on the drug-gene-mutation ternary relation dataset, taking the first among 5-fold cross validation settings for our data setting. Figure 3 shows the devset accuracies of different state transition numbers, where *forward* and *backward* execute our graph state model only on the forward or backward DAG, respectively. *Concat* concatenates the hidden states of *forward* and *backward*. *All* executes our graph state model on original graphs.

The performance of *forward* and *backward* lag behind *concat*, which is consistent with the intuition that both forward and backward relations are useful (Peng et al., 2017). In addition, *all* gives better accuracies compared with *concat*, demonstrating the advantage of simultaneously considering forward and backward relations during representation learning. For all the models, more state transition steps result in better accuracies, where larger contexts can be integrated in the representations of graphs. The performance of *all* starts to converge after 4 and 5 state transitions, so we set the number of state transitions to 5 in the remaining experiments.

### 6.4 Final results

Table 3 compares our model with the bidirectional DAG baseline and the state-of-the-art results on this dataset, where *EMBED* and *FULL* have been briefly introduced in Section 3.3. *+multi-task* applies joint training of both ternary (drug-gene-mutation) relations and their binary (drug-mutation) sub-relations. Quirk and Poon (2017) use a statistical method with a logistic regression classifier and features derived from shortest paths between all entity pairs. *Bidir DAG LSTM*

Model	Single	Cross
Quirk and Poon (2017)	74.7	77.7
Peng et al. (2017) - EMBED	76.5	80.6
Peng et al. (2017) - FULL	77.9	80.7
+ multi-task	–	82.0
Bidir DAG LSTM	75.6	77.3
GS GLSTM	<b>80.3*</b>	<b>83.2*</b>

Table 3: Average test accuracies for TERNARY drug-gene-mutation interactions. *Single* represents experiments only on instances within single sentences, while *Cross* represents experiments on all instances. \*: significant at  $p < 0.01$

is our bidirectional DAG LSTM baseline, and *GS GLSTM* is our graph state LSTM model.

Using all instances (the *Cross* column in Table 3), our graph state LSTM model shows the highest test accuracy among all methods, which is 5.9% higher than our baseline.<sup>4</sup> The accuracy of our baseline is lower than *EMBED* and *FULL* of Peng et al. (2017), which is likely due to the differences mentioned in Section 3.3. Our final results are better than Peng et al. (2017), despite the fact that we do not use multi-task learning.

We also report accuracies only on instances within single sentences (column *Single* in Table 3), which exhibit similar contrasts. Note that all systems show performance drops when evaluated only on single-sentence relations, which are actually more challenging. One reason may be that some single sentences cannot provide sufficient context for disambiguation, making it necessary to study cross-sentence context. Another reason may be overfitting caused by relatively fewer training instances in this setting, as only 30% instances are within a single sentence. One interesting observation is that our baseline shows the least performance drop of 1.7 points, in contrast to up to 4.1 for other neural systems. This can be a supporting evidence for overfitting, as our baseline has fewer parameters at least than *FULL* and *EMBED*.

### 6.5 Analysis

**Efficiency.** Table 4 shows the training and decoding time of both the baseline and our model. Our model is 8 to 10 times faster than the baseline in training and decoding speeds, respectively. By revisiting Table 2, we can see that the average number of tokens for the ternary-relation data is

<sup>4</sup> $p < 0.01$  using t-test. For the remaining of this paper, we use the same measure for statistical significance.

Model	Train	Decode
Bidir DAG LSTM	281s	27.3s
GS GLSTM	36.7s	2.7s

Table 4: The average times for training one epoch and decoding (seconds) over five folds on drug-gene-mutation TERNARY cross sentence setting.

74, which means that the baseline model has to execute 74 recurrent transition steps for calculating a hidden state for each input word. On the other hand, our model only performs 5 state transitions, and calculations between each pair of nodes for one transition are parallelizable. This accounts for the better efficiency of our model.

**Accuracy against sentence length** Figure 5 (a) shows the test accuracies on different sentence lengths. We can see that *GS GLSTM* and *Bidir DAG LSTM* show performance increase along increasing input sentence lengths. This is likely because longer contexts provide richer information for relation disambiguation. *GS GLSTM* is consistently better than *Bidir DAG LSTM*, and the gap is larger on shorter instances. This demonstrates that *GS GLSTM* is more effective in utilizing a smaller context for disambiguation.

**Accuracy against the maximal number of neighbors** Figure 5 (b) shows the test accuracies against the maximum number of neighbors. Intuitively, it is easier to model graphs containing nodes with more neighbors, because these nodes can serve as a “supernode” that allow more efficient information exchange. The performances of both *GS GLSTM* and *Bidir DAG LSTM* increase with increasing maximal number of neighbors, which coincide with this intuition. In addition, *GS GLSTM* shows more advantage than *Bidir DAG LSTM* under the inputs having lower maximal number of neighbors, which further demonstrates the superiority of *GS GLSTM* over *Bidir DAG LSTM* in utilizing context information.

**Case study** Figure 4 visualizes the merits of *GS GLSTM* over *Bidir DAG LSTM* using two examples. *GS GLSTM* makes the correct predictions for both cases, while *Bidir DAG LSTM* fails to.

The first case generally mentions that *Gefitinib* does not have an effect on *T790M* mutation on *EGFR* gene. Note that both “However” and “was not” serve as indicators; thus incorporating them into the contextual vectors of these entity men-

Model	Single	Cross
Quirk and Poon (2017)	73.9	75.2
Miwa and Bansal (2016)	75.9	75.9
Peng et al. (2017) - EMBED	74.3	76.5
Peng et al. (2017) - FULL	75.6	76.7
+ multi-task	–	78.5
Bidir DAG LSTM	76.9	76.4
GS GLSTM	<b>83.5*</b>	<b>83.6*</b>

Table 5: Average test accuracies in five-fold cross-validation for BINARY drug-mutation interactions.

tions is important for making a correct prediction. However, both indicators are leaves of the dependency tree, making it impossible for *Bidir DAG LSTM* to incorporate them into the contextual vectors of entity mentions up the tree through dependency edges.<sup>5</sup> On the other hand, it is easier for *GS GLSTM*. For instance, “was not” can be incorporated into “Gefitinib” through “suppressed  $\xrightarrow{\text{agent}}$  treatment  $\xrightarrow{\text{nn}}$  Gefitinib”.

The second case is to detect the relation among “cetuximab” (drug), “EGFR” (gene) and “S492R” (mutation), which does not exist. However, the context introduces further ambiguity by mentioning another drug “Panitumumab”, which does have a relation with “EGFR” and “S492R”. Being sibling nodes in the dependency tree, “can not” is an indicator for the relation of “cetuximab”. *GS GLSTM* is correct, because “can not” can be easily included into the contextual vector of “cetuximab” in two steps via “bind  $\xrightarrow{\text{nsubj}}$  cetuximab”.

## 6.6 Results on Binary Sub-relations

Following previous work, we also evaluate our model on drug-mutation binary relations. Table 5 shows the results, where *Miwa and Bansal (2016)* is a state-of-the-art model using sequential and tree-structured LSTMs to jointly capture linear and dependency contexts for relation extraction. Other models have been introduced in Section 6.4.

Similar to the ternary relation extraction experiments, *GS GLSTM* outperforms all the other systems with a large margin, which shows that the message passing graph LSTM is better at encoding rich linguistic knowledge within the input graphs. Binary relations being easier, both *GS GLSTM* and *Bidir DAG LSTM* show increased or similar performances compared with the ternary relation ex-

<sup>5</sup>As shown in Figure 1, a directional DAG LSTM propagates information according to the edge directions.

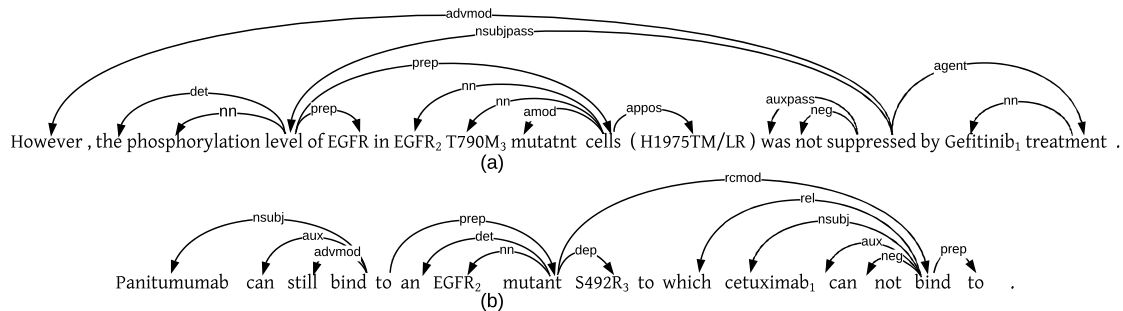


Figure 4: Example cases. Words with subindices 1, 2 and 3 represent drugs, genes and mutations, respectively. References for both cases are “No”. For both cases, *GS GLSTM* makes the correct predictions, while *Bidir DAG LSTM* does incorrectly.

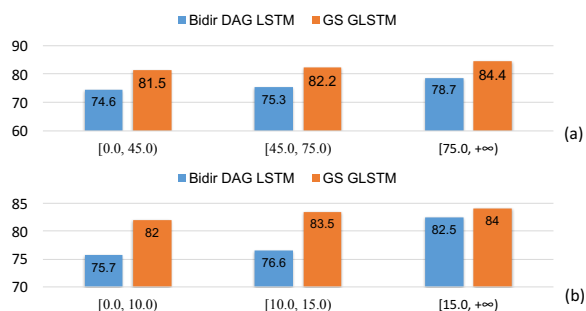


Figure 5: Test set performances on (a) different sentence lengths, and (b) different maximal number of neighbors.

periments. On this set, our bidirectional DAG LSTM model is comparable to *FULL* using all instances (“Cross”) and slightly better than *FULL* using only single-sentence instances (“Single”).

## 6.7 Fine-grained Classification

Our dataset contains five classes as mentioned in Section 6.1. However, previous work only investigates binary relation detection. Here we also study the multi-class classification task, which can be more informative for applications.

Table 6 shows accuracies on multi-class relation extraction, which makes the task more ambiguous compared with binary relation extraction. The results show similar comparisons with the binary relation extraction results. However, the performance gaps between *GS GLSTM* and *Bidir DAG LSTM* dramatically increase, showing the superiority of *GS GLSTM* over *Bidir DAG LSTM* in utilizing context information.

## 7 Related Work

***N*-ary relation extraction** *N*-ary relation extractions can be traced back to MUC-7 (Chinchor,

Model	TERNARY	BINARY
Bidir DAG LSTM	51.7	50.7
GS GLSTM	<b>71.1*</b>	<b>71.7*</b>

Table 6: Average test accuracies for multi-class relation extraction with all instances (“Cross”).

1998), which focuses on entity-attribution relations. It has also been studied in biomedical domain (McDonald et al., 2005), but only the instances within a single sentence are considered. Previous work on cross-sentence relation extraction relies on either explicit co-reference annotation (Gerber and Chai, 2010; Yoshikawa et al., 2011), or the assumption that the whole document refers to a single coherent event (Wick et al., 2006; Swampillai and Stevenson, 2011). Both simplify the problem and reduce the need for learning better contextual representation of entity mentions. A notable exception is Quirk and Poon (2017), who adopt distant supervision and integrated contextual evidence of diverse types without relying on these assumptions. However, they only study binary relations. We follow Peng et al. (2017) by studying ternary cross-sentence relations.

**Graph encoder** Liang et al. (2016) build a graph LSTM model for semantic object parsing, which aims to segment objects within an image into more fine-grained, semantically meaningful parts. The nodes of an input graph come from image superpixels, and the edges are created by connecting spatially neighboring nodes. Their model is similar as Peng et al. (2017) by calculating node states sequentially: for each input graph, a start node and a node sequence are chosen, which determines the order of recurrent state updates. In contrast, our graph LSTM do not need ordering of graph nodes, and is highly parallelizable.



Graph convolutional networks (GCNs) and very recently graph recurrent networks (GRNs) have been used to model graph structures in NLP tasks, such as semantic role labeling (Marcheggiani and Titov, 2017), machine translation (Bastings et al., 2017), text generation (Song et al., 2018), text representation (Zhang et al., 2018) and semantic parsing (Xu et al., 2018b,a). In particular, Zhang et al. (2018) use GRN to represent raw sentences by building a graph structure of neighboring words and a sentence-level node, showing that the encoder outperforms BiLSTMs and Transformer (Vaswani et al., 2017) on classification and sequence labeling tasks; Song et al. (2018) build a GRN for encoding AMR graphs, showing that the representation is superior compared to BiLSTM on serialized AMR. Our work is in line with their work in the investigation of GRN on NLP. To our knowledge, we are the first to use GRN for representing dependency and discourse structures. Under the same recurrent framework, we show that modeling the original graphs with one GRN model is more useful than two DAG LSTMs for our relation extraction task. We choose GRN as our main method because it gives a more fair comparison with DAG LSTM. We leave it to future work to compare GCN and GRN for our task.

## 8 Conclusion

We explored a graph-state LSTM model for cross-sentence  $n$ -ary relation extraction, which uses a recurrent state transition process to incrementally refine a neural graph state representation capturing graph structure contexts. Compared with a bidirectional DAG LSTM baseline, our model has several advantages. First, it does not change the input graph structure, so that no information can be lost. For example, it can easily incorporate sibling information when calculating the contextual vector of a node. Second, it is better parallelizable. Experiments show significant improvements over the previously reported numbers, including that of the bidirectional graph LSTM model.

For future work, we consider adding coreference information as an entity mention can have coreferences, which help on information collection. Another possible direction is including word sense information. Confusing caused by word senses can be a severe problem. Not only content words, but also propositions can introduce word sense problem (Gong et al., 2018).

**Acknowledge** We thank the anonymized reviewers for their insightful comments, and the Center for Integrated Research Computing (CIRC) of University of Rochester for making special reservations for computation resources.

## References

- Joost Bastings, Ivan Titov, Wilker Aziz, Diego Marcheggiani, and Khalil Simaan. 2017. Graph convolutional encoders for syntax-aware neural machine translation. In *Conference on Empirical Methods in Natural Language Processing (EMNLP-17)*.
- Nancy A Chinchor. 1998. Overview of muc-7/met-2. Technical report, SCIENCE APPLICATIONS INTERNATIONAL CORP SAN DIEGO CA.
- Matthew Gerber and Joyce Chai. 2010. Beyond nombank: A study of implicit arguments for nominal predicates. In *Proceedings of the 48th Annual Meeting of the Association for Computational Linguistics (ACL-10)*.
- Hongyu Gong, Suma Bhat, and Pramod Viswanath. 2018. Embedding syntax and semantics of prepositions via tensor decomposition. In *Proceedings of the 2018 Meeting of the North American chapter of the Association for Computational Linguistics (NAACL-18)*.
- Matthew R. Gormley, Mo Yu, and Mark Dredze. 2015. Improved relation extraction with feature-rich compositional embedding models. In *Conference on Empirical Methods in Natural Language Processing (EMNLP-15)*.
- Iris Hendrickx, Su Nam Kim, Zornitsa Kozareva, Preslav Nakov, Diarmuid Ó Séaghdha, Sebastian Padó, Marco Pennacchiotti, Lorenza Romano, and Stan Szpakowicz. 2009. Semeval-2010 task 8: Multi-way classification of semantic relations between pairs of nominals. In *Proceedings of the Workshop on Semantic Evaluations: Recent Achievements and Future Directions*.
- Jing Jiang and ChengXiang Zhai. 2007. A systematic exploration of the feature space for relation extraction. In *Proceedings of the 2015 Meeting of the North American chapter of the Association for Computational Linguistics (NAACL-15)*.
- Diederik Kingma and Jimmy Ba. 2014. Adam: A method for stochastic optimization. *arXiv preprint arXiv:1412.6980*.
- Thomas N. Kipf and Max Welling. 2017. Semi-supervised classification with graph convolutional networks. In *International Conference on Learning Representations (ICLR)*.
- Qi Li and Heng Ji. 2014. Incremental joint extraction of entity mentions and relations. In *Proceedings of the 52nd Annual Meeting of the Association for Computational Linguistics (ACL-14)*.

- Xiaodan Liang, Xiaohui Shen, Jiashi Feng, Liang Lin, and Shuicheng Yan. 2016. Semantic object parsing with graph LSTM. In *European Conference on Computer Vision*.
- Christopher D. Manning, Mihai Surdeanu, John Bauer, Jenny Finkel, Steven J. Bethard, and David McClosky. 2014. The Stanford CoreNLP natural language processing toolkit.
- Diego Marcheggiani and Ivan Titov. 2017. Encoding sentences with graph convolutional networks for semantic role labeling. In *Conference on Empirical Methods in Natural Language Processing (EMNLP-17)*.
- Ryan McDonald, Fernando Pereira, Seth Kulick, Scott Winters, Yang Jin, and Pete White. 2005. Simple algorithms for complex relation extraction with applications to biomedical IE. In *Proceedings of the 43rd Annual Meeting of the Association for Computational Linguistics (ACL'05)*.
- Makoto Miwa and Mohit Bansal. 2016. End-to-end relation extraction using LSTMs on sequences and tree structures. In *Proceedings of the 54th Annual Meeting of the Association for Computational Linguistics (ACL-16)*.
- Martha Palmer, Daniel Gildea, and Paul Kingsbury. 2005. The proposition bank: An annotated corpus of semantic roles. *Computational linguistics* 31(1):71–106.
- Nanyun Peng, Hoifung Poon, Chris Quirk, Kristina Toutanova, and Wen-tau Yih. 2017. Cross-sentence n-ary relation extraction with graph LSTMs. *Transactions of the Association for Computational Linguistics* 5:101–115.
- Jeffrey Pennington, Richard Socher, and Christopher D. Manning. 2014. GloVe: Global vectors for word representation. In *Conference on Empirical Methods in Natural Language Processing (EMNLP-14)*.
- Barbara Plank and Alessandro Moschitti. 2013. Embedding semantic similarity in tree kernels for domain adaptation of relation extraction. In *Proceedings of the 51st Annual Meeting of the Association for Computational Linguistics (ACL-13)*.
- Chris Quirk and Hoifung Poon. 2017. Distant supervision for relation extraction beyond the sentence boundary. In *Proceedings of the 15th Conference of the European Chapter of the ACL (EACL-17)*.
- Linfeng Song, Yue Zhang, Zhiguo Wang, and Daniel Gildea. 2018. A graph-to-sequence model for amr-to-text generation. In *Proceedings of the 56th Annual Meeting of the Association for Computational Linguistics (ACL-18)*.
- Kumutha Swampillai and Mark Stevenson. 2011. Extracting relations within and across sentences. In *Proceedings of the International Conference Recent Advances in Natural Language Processing 2011*.
- Kai Sheng Tai, Richard Socher, and Christopher D. Manning. 2015. Improved semantic representations from tree-structured long short-term memory networks. In *Proceedings of the 53rd Annual Meeting of the Association for Computational Linguistics (ACL-15)*.
- Ashish Vaswani, Noam Shazeer, Niki Parmar, Jakob Uszkoreit, Llion Jones, Aidan N Gomez, Łukasz Kaiser, and Illia Polosukhin. 2017. Attention is all you need. In I. Guyon, U. V. Luxburg, S. Bengio, H. Wallach, R. Fergus, S. Vishwanathan, and R. Garnett, editors, *Advances in Neural Information Processing Systems 30*, pages 5998–6008.
- Michael Wick, Aron Culotta, and Andrew McCallum. 2006. Learning field compatibilities to extract database records from unstructured text. In *Conference on Empirical Methods in Natural Language Processing (EMNLP-06)*.
- Kun Xu, Lingfei Wu, Zhiguo Wang, and Vadim Sheinin. 2018a. Graph2seq: Graph to sequence learning with attention-based neural networks. *arXiv preprint arXiv:1804.00823*.
- Kun Xu, Lingfei Wu, Zhiguo Wang, Mo Yu, Liwei Chen, and Vadim Sheinin. 2018b. Exploiting rich syntactic information for semantic parsing with graph-to-sequence model. In *Conference on Empirical Methods in Natural Language Processing (EMNLP-18)*.
- Katsumasa Yoshikawa, Sebastian Riedel, Tsutomu Hirao, Masayuki Asahara, and Yuji Matsumoto. 2011. Coreference based event-argument relation extraction on biomedical text. *Journal of Biomedical Semantics* 2(5):S6.
- Dmitry Zelenko, Chinatsu Aone, and Anthony Richardella. 2003. Kernel methods for relation extraction. *Journal of machine learning research* 3(Feb):1083–1106.
- Meishan Zhang, Yue Zhang, and Guohong Fu. 2017. End-to-end neural relation extraction with global optimization. In *Conference on Empirical Methods in Natural Language Processing (EMNLP-17)*.
- Yue Zhang, Qi Liu, and Linfeng Song. 2018. Sentence-state lstm for text representation. In *Proceedings of the 56th Annual Meeting of the Association for Computational Linguistics (ACL-18)*.
- Shubin Zhao and Ralph Grishman. 2005. Extracting relations with integrated information using kernel methods. In *Proceedings of the 43rd Annual Meeting of the Association for Computational Linguistics (ACL'05)*.