

Densest vs. jammed packings of 2D bent-core trimers

Austin D. Griffith and Robert S. Hoy*
Department of Physics, University of South Florida
(Dated: August 28, 2018)

We identify the maximally dense lattice packings of tangent-disk trimers with fixed bond angles ($\theta = \theta_0$) and contrast them to both their nonmaximally-dense-but-strictly-jammed lattice packings as well as the disordered jammed states they form for a range of compression protocols. While only $\theta_0 = 0, 60^\circ$, and 120° trimers can form the triangular lattice, maximally-dense maximally-symmetric packings for all θ_0 fall into just two categories distinguished by their bond topologies: half-elongated-triangular for $0 < \theta_0 < 60^\circ$ and elongated-snub-square for $60^\circ < \theta_0 < 120^\circ$. The presence of degenerate, lower-symmetry versions of these densest packings combined with several families of less-dense-but-strictly-jammed lattice packings act in concert to promote jamming.

I. INTRODUCTION

Jamming of anisotropic constituents has attracted great interest [1–5] for two reasons. The first is that understanding how anisotropy affects jamming is critical because most real granular materials are composed of anisotropic grains. The second is that constituent-particle anisotropy affects systems’ jamming phenomenology and their thermal-solidification phenomenology in similar ways, and hence studying the jamming of grains of a given shape can provide insight into the thermal solidification of similarly shaped molecules and/or colloids [6–9]. Such studies are maximally effective when they are complemented by identifying the particles’ densest possible packings since the differences between densest and jammed packings are often analogous to the differences between crystals and glasses formed via thermal solidification [9–11].

Bent-core trimers are a simple model for multiple liquid-crystal-forming [12] and glass-forming [13–16] molecules. As illustrated in Figure 1, their shape can be characterized using three parameters: the bond angle θ_0 , the ratio r of end-monomer radius to center-monomer radius, and the ratio R of intermonomer bond length to center-monomer diameter. For example, para-, meso-, and ortho-terphenyl correspond to the molecule shown in Fig. 1 (with $\theta_0 = 0^\circ, 60^\circ$, and 120° , respectively), and the popular Lewis-Wahnstrom model [17] for OTP implements this molecular geometry with $R = 2^{-1/6}$, $r = 1$, $\theta_0 = 105^\circ$. It is well known that the properties of systems composed of such molecules depend strongly on all three of these parameters; for example, the three terphenyl isomers form very differently structured bulk solids under the same preparation protocol [13], as do xylenes [14], diphenylcycloalkenes [15] and homologous series of cyclic stilbenes [16]. The structural isomers and near-isomers of more complicated small molecules also often exhibit very different solidification behavior, e.g. the trisnaphthylbenzenes which have attracted great interest in recent years because they have been shown to

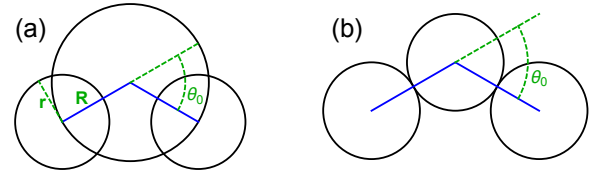


FIG. 1. Rigid bent-core disk-trimers with bond angle θ_0 . Panel (a) shows the general geometry with unspecified (r, R) . Here we study the $r = R = 1$ case shown in panel (b).

form quasi-ordered glasses when vapor-deposited [18–22].

Our understanding of such phenomena and hence our ability to engineer crystallizability/glass-formability at the molecular level remains very limited. One of the reasons why this is so is that only a few theoretical studies have isolated the role played by molecular shape using simple models. Molecules like those studied in Refs. [18–22] tend to form liquid-crystalline phases with columnar order [21]. Studying packing of 2D models for these molecules corresponds to studying the in-plane ordering of such anisotropic phases. Optimal packing of molecules with the geometry shown in Figure 1 has been investigated only minimally; Ref. [23] reported the densest packings of 2D $R = 1/2$ trimers as a function of r and θ_0 . The tangent-disk ($r = R = 1$) case shown in Fig. 1(b) is of considerable interest because it allows straightforward connection to results obtained for monomers – and hence isolation of the role played by the bond and angular constraints – while remaining a reasonable minimal model for terphenyl-shaped molecules. In this paper, we identify and characterize the densest lattice packings of 2D bent-core tangent-disk trimers as a function of their bond angle θ_0 , and contrast them to both their nonmaximally-dense-but-strictly-jammed lattice packings and the disordered jammed packings they form under dynamic compression.

II. DENSEST PACKINGS

The only θ_0 allowing formation of the triangular lattice [which is the densest possible 2D disk packing, with $\phi =$

* rshoy@usf.edu

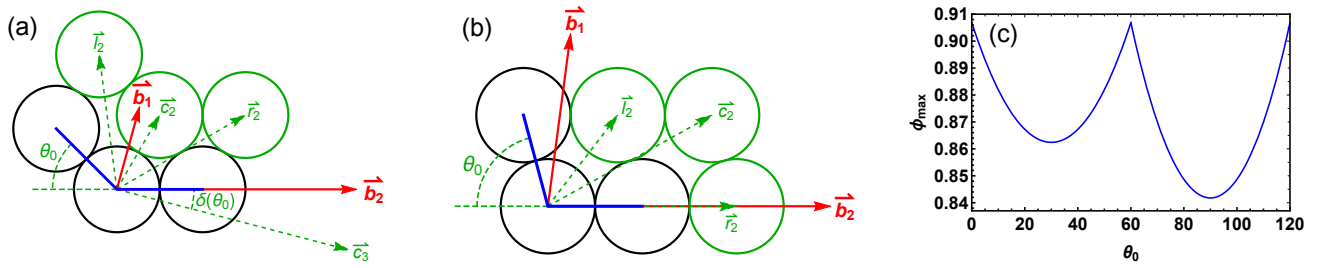


FIG. 2. Structure of the putatively densest trimer packings. Panel (a): lattice configuration for $0 \leq \theta_0 \leq 60^\circ$. Panel (b): lattice configuration for $60^\circ \leq \theta_0 \leq 120^\circ$. Panel (c): Postulated maximal density $\phi_{max}(\theta_0)$ [Eqs. 2, 4, 5].

$\phi_{tri} = \pi/(2\sqrt{3}) \simeq .9069$ are 0° , 60° , and 120° . In this section, we identify the densest packings for all θ_0 .

A potential geometry of the densest packings for $0 \leq \theta_0 \leq 60^\circ$ is shown in Fig. 2(a). Black circles indicate the monomer positions for a reference trimer centered at the origin. For this range of θ_0 , another similarly oriented trimer can be centered at $\vec{c}_2 = [1/2, \sqrt{3}/2]$, with its leftmost and rightmost monomers respectively at $\vec{l}_2 = [1/2 - \cos(\theta_0), \sqrt{3}/2 + \sin(\theta_0)]$ and $\vec{r}_2 = [3/2, \sqrt{3}/2]$. Then the center monomer of a third trimer with this orientation can be placed at $\vec{c}_3 = [2 + \cos(\theta_0), -\sin(\theta_0)]$. A horizontally oriented unit cell with lattice vectors \vec{b}_1, \vec{b}_2 is obtained by rotating \vec{c}_2, \vec{c}_3 through the angle $\delta(\theta_0) = \tan^{-1}(\sin(\theta_0)/[2 + \cos(\theta_0)])$. The area of this unit cell is

$$A_1(\theta_0) = \det \left(\begin{bmatrix} \vec{b}_1 \\ \vec{b}_2 \end{bmatrix} \right) = \det \left(\begin{bmatrix} \vec{c}_2 \\ \vec{c}_3 \end{bmatrix} \right), \quad (1)$$

which yields the packing fraction of lattices with this geometry:

$$\phi_1(\theta_0) = \frac{3\pi}{4A_1(\theta_0)} = \left(\frac{3}{2 + \cos(\theta_0) + \sin(\theta_0)/\sqrt{3}} \right) \phi_{tri}. \quad (2)$$

$\phi_1(\theta_0)$ is maximal [$\phi_1 = \phi_{tri}$] at $\theta_0 = 0$ and 60° , and minimal [$\phi_1 = 3\pi/[4(1 + \sqrt{3})] \simeq .862 \simeq .951\phi_{tri}$] at $\theta_0 = 30^\circ$. The factors of 3 in the numerators in Eq. 2 reflect the fact that there are three monomers per trimer.

For $\theta_0 > 60^\circ$, it is impossible to center a second trimer at $[1/2, \sqrt{3}/2]$. We postulate that the densest packings correspond to the double lattices described by Kuperberg, Torquato and Jiao [24, 25]. Double lattice packings consist of two lattices related by a displacement plus a 180° rotation of all constituents about their centers of inversion symmetry. They are often the densest possible packings for both convex [24] and concave [25] particles. Trimers are inversion-symmetric about the centroids of their center monomers. Fig. 2(b) shows our postulated lattice geometry. The leftmost monomer of a second trimer may be placed at $\vec{l}_2 = [1 - \cos(\theta_0), \sin(\theta_0)]$. Then its center monomer lies at $\vec{c}_2 = [2 - \cos(\theta_0), \sin(\theta_0)]$ and its rightmost monomer at $\vec{r}_2 = [2, 0]$. This trimer is related to the reference trimer by a 180° rotation about its inversion center plus displacement by \vec{c}_2 . The lattice

vectors for this geometry are $\vec{b}_1 = [1/2 - \cos(\theta_0), \sqrt{3}/2 + \sin(\theta_0)]$ and $\vec{b}_2 = [3, 0]$. Its unit-cell area $A_2(\theta_0)$ is

$$A_2(\theta_0) = \det \left(\begin{bmatrix} \vec{b}_1 \\ \vec{b}_2 \end{bmatrix} \right) \quad (3)$$

and its packing fraction is

$$\phi_2(\theta_0) = \frac{6\pi}{4A_2(\theta_0)} = \left(\frac{1}{1/2 + \sin(\theta_0)/\sqrt{3}} \right) \phi_{tri}. \quad (4)$$

$\phi_2(\theta_0)$ is maximal [$\phi_2 = \phi_{tri}$] at $\theta_0 = 60^\circ$ and 120° and minimal [$\phi_2 = \pi/(2 + \sqrt{3}) \simeq .842 \simeq .928\phi_{tri}$] at $\theta_0 = 90^\circ$. The factor of 6 (rather than 3) in Eq. 4 reflects the fact that these packings have 2 trimers per lattice cell.

Our postulated maximal packing density for 2D bent-core trimers is

$$\phi_{max}(\theta_0) = \begin{cases} \phi_1(\theta_0) & , \quad 0 \leq \theta_0 \leq 60^\circ \\ \phi_2(\theta_0) & , \quad 60^\circ \leq \theta_0 \leq 120^\circ \end{cases}. \quad (5)$$

The variation of ϕ_{max} with θ_0 is illustrated in Fig. 2(c). As discussed above, minimal $\phi_{max}(\theta_0)$ occur at the θ_0 that are most distant from those commensurable with the triangular lattice, i.e. 30° and 90° . Kuperberg [24] identified a lower bound $\phi_K = \sqrt{3}/2$ for the maximal packing density of identical convex particles. For $71.4^\circ \lesssim \theta_0 \lesssim 108.6^\circ$, $\phi_{max} \leq \phi_K$, indicating trimers' concavity plays a critical role in decreasing ϕ_{max} (at least) this range of θ_0 . The role of interlocking phenomena specific to concave particles [2, 25] in determining $\phi_{max}(\theta_0)$ and the jamming density $\phi_J(\theta_0)$ will be discussed further below.

Figure 3 shows the lattice packings associated with these motifs for several representative values of θ_0 . For $0 < \theta_0 < 60^\circ$ these consist of triple layers of triangular lattice separated by lines of ‘‘gap’’ defects. The gaps are necessary to accommodate the incommensurability of the 3-body fixed-angle ($\theta = \theta_0$) constraints with the triangular lattice. The size and shape of the gaps varies with θ_0 and determines $\phi_{max}(\theta_0)$, but their overall orientation does not change. For $60^\circ < \theta_0 < 120^\circ$ the impossibility of centering a second trimer at $[1/2, \sqrt{3}/2]$ (Fig. 2) makes forming triple layers of triangular lattice impossible; instead, the maximally dense packings are composed

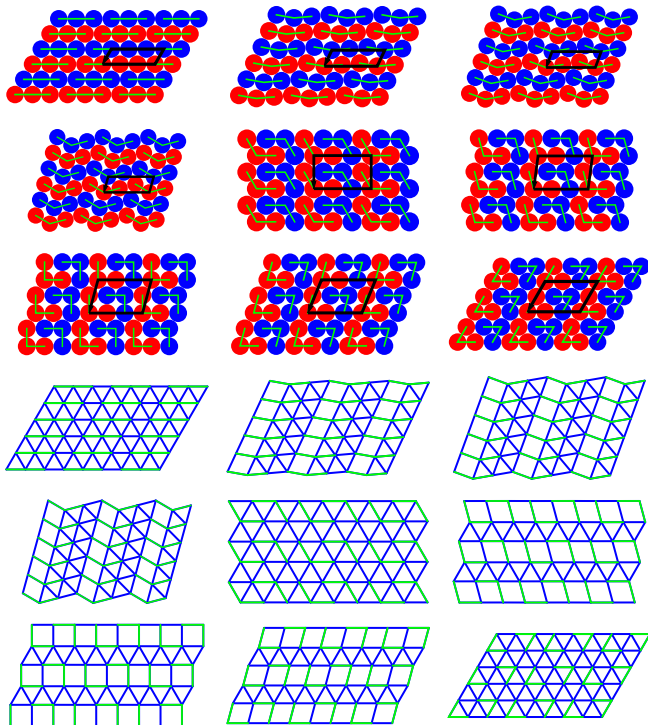


FIG. 3. Putatively densest packings for 2D bent-core trimers. The top panels show the molecular geometries for $\theta_0 = 0, 15^\circ, 30^\circ, 45^\circ, 60^\circ, 75^\circ, 90^\circ, 105^\circ,$ and 120° . The bottom panels show the bond/contact topologies for the same systems, with noncovalent contacts indicated by blue lines. Black parallelograms show the unit cells, which are primitive cells for $\theta_0 < 60^\circ$ and contain 2 trimers for $\theta_0 \geq 60^\circ$. Green lines show covalent bonds.

of *double* layers of triangular lattice separated by lines of gap defects. This larger concentration of gaps is responsible for the lower ϕ_{max} for $\theta_0 > 60^\circ$. For example, $[\phi_{tri} - \phi_{max}(90^\circ)]/[\phi_{tri} - \phi_{max}(30^\circ)] = 2(\sqrt{3} - 1) \simeq 1.46$ is close to the value $(3/2)$ that might be naively expected from the $\theta_0 > 60^\circ$ packings' larger gap concentration, and in fact

$$\frac{\phi_{tri} - \phi_{max}(90^\circ)}{\phi_{tri} - \phi_{max}(30^\circ)} \cdot \frac{\phi_{max}(30^\circ)}{\phi_{max}(90^\circ)} = \frac{3}{2}. \quad (6)$$

Further insight into the structure of these lattice packings can be gained by examining the topology of their bond/contact network. As shown in the bottom panels of Fig. 3, the bond/contact network is composed of triangles corresponding to monomers in close-packed layers and parallelograms corresponding to monomers bordering gaps. For $\theta_0 = 0^\circ, 60^\circ,$ and 120° , the opposite corners corners of the parallelograms form additional contacts as the gaps close. The average monomer coordination numbers are

$$Z_{mon} = \begin{cases} 6 & , \theta_0 = 0, 60^\circ, \text{ or } 120^\circ \\ 16/3 & , 0 < \theta_0 < 60^\circ \\ 5 & , 60^\circ < \theta_0 < 120^\circ \end{cases}, \quad (7)$$

where Z_{mon} includes both covalent bonds and noncovalent contacts. The lower coordination and less efficient packing for $60^\circ < \theta_0 < 120^\circ$ are both consistent with the idea that concavity plays a more important role in these systems [11, 25]; both trends arise from the inability of a reference trimer to form a bond-triangle on its concave side with a monomer belonging to a second trimer when $\theta_0 > 60^\circ$, i.e. they arise from the difference between the arrangements depicted in Fig. 2(a-b).

One might expect that the parallelogramic bond/contact arrangements depicted in Fig. 3 are associated with soft shear modes (as they often are in monomeric systems). In these maximally dense lattice packings, however, the fixed-angle constraints prevent the parallelograms from being sheared without violating hard-disc overlaps [26, 27]. Moreover, since monomers are highly overconstrained in these packings, trimers are necessarily also highly overconstrained. We will show below that the dense lattice packings identified here are in fact all strictly jammed [27].

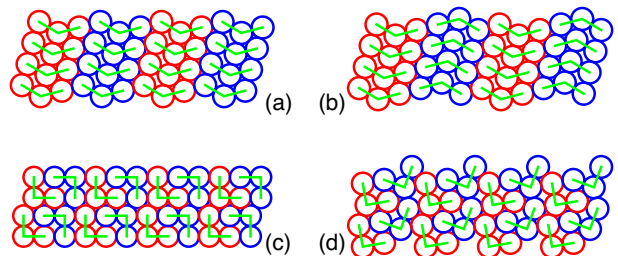


FIG. 4. Degeneracy of the densest lattice packings. The top panels illustrate one of the degeneracies for $\theta_0 = 45^\circ$: (a) shows the arrangement depicted in Fig. 2(a), while (b) shows a degenerate flipped-and-shifted version of this arrangement with the same $\phi = \phi_{max}(\theta_0)$. The bottom panels illustrate one of the degeneracies for $\theta_0 = 90^\circ$: (c) shows the arrangement depicted in Fig. 2(b), while (d) shows a degenerate $\phi = \phi_{max}(\theta_0)$ arrangement with different symmetry and gap topology.

A key factor influencing both jamming and glass-formation in systems of constituents that are able to crystallize is competition of degenerate crystalline structures. For example, monodisperse sphere packings jam far more readily than monodisperse disk packings [28] because there are two incommensurate close-packed lattices in 3D (i.e. FCC and BCC) but only a single close-packed lattice in 2D (i.e. the triangular lattice). Finding the geometries shown in Figs. 2-3 did not address the question of degeneracy. It turns out that these lattices are highly degenerate. Figure 4 illustrates how these degeneracies arise. For $0 < \theta_0 < 60^\circ$, rotating the trimers in alternating layers (here depicted in blue and red) by 180° about their inversion-symmetry centers and then shifting them by $[1 - \cos(\theta_0), \sin(\theta_0)]$ produces a lattice with the same $\phi = \phi_{max}(\theta_0)$. For $60 < \theta_0 < 120^\circ$, rotating the blue trimers so that their concave sides point away from rather than towards the centroids of the red trimers they double-contact achieves the same effect.

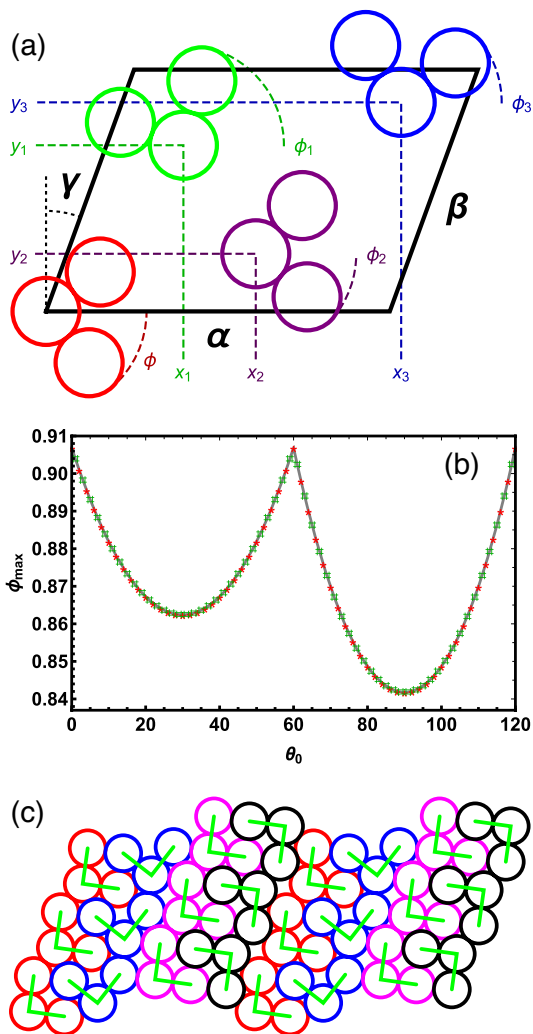


FIG. 5. Panel (a): Schematic depiction of our adaptive shrinking cells for $n_{trimer} = 4$. Periodic images of the n_{trimer} trimers are present in the ASC algorithm but are not shown here. Panel (b): Comparison of analytic $\phi_{max}(\theta_0)$ [Eqs. 2, 4, 5; solid curve] to ASC results for $n_{trimer} = 2$ (red *) and $n_{trimer} = 4$ (green x) with $X_{final} \geq 7$ (cf. Sec. III). $n_{trimer} = 3$ is not considered here because lattices with bases containing an odd number of trimers cannot be double lattices and hence are generally less than maximally dense for $\theta_0 > 60^\circ$. The data for $n_{trimer} = 2$ and 4 overlap; for clarity, results are presented for alternating values of θ_0 . Panel (c): One of the degenerate maximally dense $n_{trimer} = 4$ lattice packings for $\theta_0 = 90^\circ$ contains alternating layers of the degenerate $\phi = \phi_{max}(90^\circ)$ $n_{trimer} = 2$ lattices shown in Fig. 4(c-d).

The degenerate lattices depicted in Fig. 4(a-b) and (c-d) differ in their symmetries and gap topologies. They represent competing ordered structures that are *essentially trimeric* – they are not present for monomers or dimers because their existence requires the fixed-angle ($\theta = \theta_0$) constraints. Other degenerate arrangements with $\phi = \phi_{max}(\theta_0)$ also exist. We expect that there are in fact infinitely many of them, just as there are infinitely many variants of the close-packed lattice in 3D. The argu-

ments of Ref. [28] suggest that all this degeneracy should strongly promote jamming / suppress crystallization in bent-core-trimeric systems relative to their monomeric and dimeric counterparts. Below, we will investigate the degree to which this is true.

Jennings *et. al.* [23] found that for $R = 1/2$ trimers, double-lattice packings are not optimally dense for some θ_0 and r . In these special cases, the densest packings are lattices with bases containing more than two trimers. To see whether this is true for our $r = R = 1$ systems, we identify maximally dense lattice packings for bases of various sizes using a variant of Torquato *et. al.*'s adaptive shrinking cell (ASC) algorithm [10, 11]. Figure 5(a) shows our ASC geometry for periodic cells containing n_{trimer} trimers. The algorithm we use to obtain both optimally-dense and less-dense packings is described in detail below (in Section III). Figure 5(b) compares our analytic prediction for $\phi_{max}(\theta_0)$ to the maximal-density lattice packings found from ASC runs for $n_{trimer} \leq 4$. For both $n_{trimer} = 2$ and $n_{trimer} = 4$, ASC results converge (within our numerical precision) to our putatively densest configurations or their degenerate counterparts. These results indicate a key difference between the densest packings of the $r = R = 1$ trimers considered here and those of the $R = 1/2$ trimers studied in Ref. [23] (wherein larger bases produce denser lattice packings for some r and θ_0 .) The simpler behavior for $r = R = 1$ appears to result from a reduction in the number of ways that small numbers of trimers can fit together when the trimers are composed of monodisperse tangent disks as opposed to bidisperse overlapping disks.

Another important difference associated with the abovementioned degeneracies appears for $n_{trimer} > 2$. As shown in Fig. 5(c), packings with $\phi = \phi_{max}(\theta_0)$ may be formed by alternating layers of the degenerate structures identified above (Fig. 4). Increasingly complicated arrangements of this type become possible as n_{trimer} increases. This effect is analogous to the increasing number of distinguishable ways to stack N_l layers of triangular lattice to form 3D close-packed structures as N_l increases, and should further promote jamming.

III. JAMMED PACKINGS

A. Statics: nonoptimally dense strictly jammed lattice packings

Having identified the maximally dense lattice packings, we now characterize the less-dense strictly-jammed lattice packings of these systems. Our ASC algorithm [illustrated in Fig. 5(a)] is implemented as follows. Since translational invariance implies that trimer 0 can be centered at the origin ($x_0 = y_0 = 0$) without loss of generality, systems have $N_{dof} = 4 + 3(n_{trimer} - 1)$ degrees of freedom: the cell shape parameters α, β, γ and the trimer-arrangement variables [ϕ , and x_i, y_i, ϕ_i for $i = 1, 2, \dots, n_{trimer} - 1$]. Starting values of α and β are cho-

sen to be sufficiently large that all n_{tri} trimers are able to freely rotate within the cell while $\gamma = 0$. Strictly jammed packings are obtained through four types of moves: (1) random incremental changes of (α, β, γ) accompanied by affine displacements of the trimer centers $[(x_i, y_i)$ for $i = 1, 2, \dots, n_{tri} - 1]$; (2) single-particle moves consisting of random incremental changes of ϕ or of (x_i, y_i, ϕ_i) for some $i = 1, 2, \dots, n_{tri} - 1$; (3) collective moves consisting of rigid translations or rotations of $(j < n_{tri})$ -trimer subsets of trimers $1, 2, \dots, n_{tri} - 1$; (4) changes of (α, β, γ) that preserve volume. Type (1) moves are accepted if they reduce the cell volume $A = \alpha\beta \cos(\gamma)$ without producing any particle overlaps, while moves of types (2-4) are accepted if they produce no particle overlaps. The initial maximal increment sizes for these moves are fixed at $\{|\delta\alpha| = .05 \cdot 2^{-X}, |\delta\beta| = .05 \cdot 2^{-X}, |\delta\phi| = 2.5^\circ \cdot 2^{-X}, |\delta x_i| = .25 \cdot 2^{-X}, |\delta y_i| = .25 \cdot 2^{-X}, |\delta\phi_i| = 2.5^\circ \cdot 2^{-X}\}$ with $X = 0$. After the process of compressing the system using moves of types (1-3) has converged [i.e. no more moves of these types are being accepted], the system is collectively jammed [27] for the given value of X . Then moves of type (4) are used to check for strict jamming. Successful type-4 moves indicate the system is not strictly jammed; when they occur, moves of types (1-3) are begun again. This process repeats itself until the system is strictly jammed with respect to moves of types (1-4) for the given value of X . Then X is increased by 1 and the process begins again. This is repeated until satisfactory convergence is achieved; the data in Figure 5(b) indicate the maximally dense packings found by our algorithm that are strictly jammed for $X_{final} \geq 7$.

As discussed in Refs. [10, 11], improved performance of the algorithm can be obtained by adjusting the X -increment and/or adopting more complicated Monte Carlo schemes such as allowing occasional acceptance of moves that increase A . To obtain a wide range of packings including both optimally and nonoptimally dense geometries, it is necessary to employ a wide range of trimer-arrangement initial conditions for each θ_0 . This requirement combined with the fact that the computational complexity of the above-discussed type-3 moves is roughly exponential in N_{dof} prohibited extending our comprehensive ASC studies to $n_{tri} > 4$. However, studies of selected θ_0 for $n_{tri} = 6$ found no packings with $\phi > \phi_{max}(\theta_0)$, and as we will show below, much insight can be combined by combining $n_{tri} \leq 4$ ASC studies with large- n_{tri} molecular dynamics simulations.

As shown in Figure 6(a), at least ten distinct families of strictly jammed lattice packings exist for $n_{tri} = 2$. Each family represents a continuous set of lattice packings sharing a common bond topology (Figure 7). Since the families can be distinguished by their bond topologies, it is convenient to associate them with distinct categories of planar tilings [29]. Moreover, for each family i , these ASC results allowed us to identify exact analytic expressions for the packing fraction $\phi_i(\theta_0)$. Results are summarized in Table I. All families except for 7b and 10b [30] share two common features: (i) their $\phi_i(\theta_0)$ are

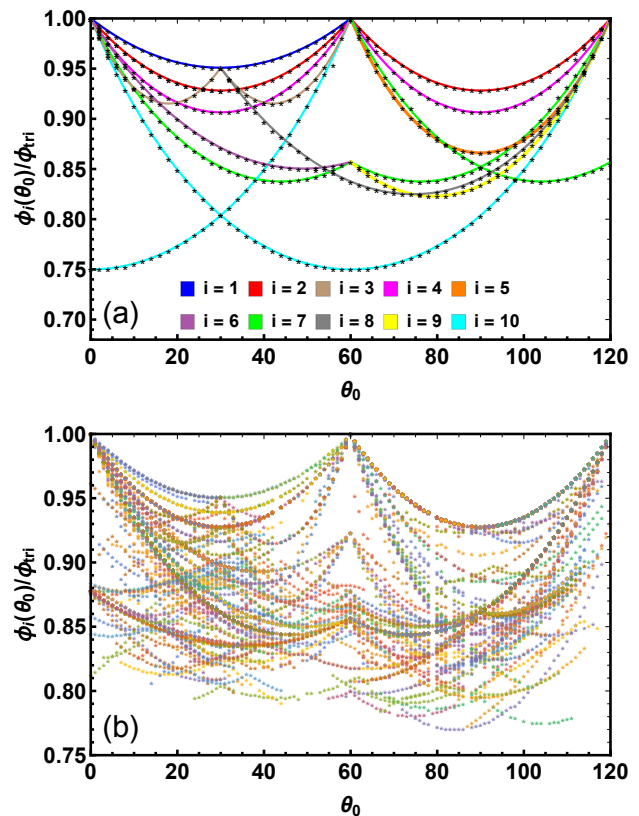


FIG. 6. Analytic and ASC results for strictly jammed lattice packings. Panel (a): Colored curves indicate the analytic $\phi_i(\theta_0)$ (Table I) while black symbols indicate $n_{tri} = 2$ ASC results. Panel (b): ASC results for $n_{tri} = 4$.

maximized at their “endpoint” θ_0 (e.g. $\theta_0 = 0$ and 60° for family 1) and minimized at their respective θ_{min} ; (ii) they reduce to the triangular lattice at at least one of the three θ_0 allowing for it ($0, 60^\circ$, and 120°). Because the various $\phi_i(\theta_0)$ vary continuously, feature (ii) means that the various families’ densities converge to each other as θ_0 approaches these special values. Despite this convergence, the associated lattices remain distinct and incommensurable. We expect that this incommensurability strongly promotes jamming in bulk systems.

Some of the nonmaximally dense families correspond to familiar 2D lattice structures, e.g. family 5 is the square lattice for $\theta_0 = 90^\circ$ and family 10a (10b) is the kagome lattice for $\theta_0 = 60^\circ$ ($\theta_0 = 0$). Others represent less-familiar forms, such as family 8 which possesses a very intriguing bond topology consisting of five-sided polygons as well as the usual triangles and parallelograms. The wide variety of mechanically stable arrangements with different symmetries and bond topologies suggests that these systems’ equilibrium phase diagrams may be especially rich [31], potentially including entropically-driven solid-solid transitions, various liquid-crystalline phases (for example, $\theta_0 = 90^\circ$ and 120° systems might respectively form thermodynamically stable bent-core tetratic and hexatic liquid crystals), and

TABLE I. Families of strictly jammed lattice packings for $n_{tri} = 2$, in order of decreasing minimal density $\phi_i(\theta_{min})$. Families 1 and 2 are respectively the maximally-symmetric maximally-dense lattice packings identified above [Fig. 2(a-b); Eqs. 2, 4] for $0 \leq \theta_0 \leq 60^\circ$ and $60^\circ \leq \theta_0 \leq 120^\circ$. p and q are respectively equal to $|30^\circ - \theta_0|$ and $2 \sin^{-1}[(2\sqrt{2} + 2 \cos[\theta_0])^{-1}]$. The “tiling types” describe the lattices’ bond *topology* for all θ_0 within the range, but in general only precisely describe the lattices’ geometrical structure for specific θ_0 ; for example, type 5’s bond topology is always that of the square lattice but its geometry is only that of the square lattice for $\theta_0 = 90^\circ$. All families except for 10(a-b) remain strictly jammed for $n_{tri} = 4$; their $n_{tri} = 4$ versions are simply two adjacent copies of the $n_{tri} = 2$ lattices.

Family (i)	Tiling type	Range of θ_0	θ_{min}	$\phi_i(\theta_0)/\phi_{tri}$
1	half elongated triangular	$0 - 60^\circ$	30°	$3(2 + 2 \sin[\theta_0 + 60^\circ]/\sqrt{3})^{-1}$
2	elongated snub square	$0 - 120^\circ$	$30^\circ, 90^\circ$	$2(1 + 2 \sin[\text{mod}(\theta_0, 60^\circ) + 60^\circ]/\sqrt{3})^{-1}$
3	rhombic triangular	$0 - 60^\circ$	$17.99^\circ, 42.01^\circ$	$3\sqrt{3}(\sqrt{3} + 2 \sin(120^\circ + 2p) + 2 \sin(90^\circ - p))^{-1}$
4	double elongated triangular	$0 - 120^\circ$	$30^\circ, 90^\circ$	$3(1 + 4 \sin[\text{mod}(\theta_0, 60^\circ) + 60^\circ]/\sqrt{3})^{-1}$
5	square	$60 - 120^\circ$	90°	$(\sqrt{3}/2) \csc(\theta_0)$
6	rhombic snub trihexagonal	$0 - 60^\circ$	49.11°	$3(2 + \sin[150^\circ - \theta_0] + \sin[\theta_0 + 60^\circ]/\sqrt{3})^{-1}$
7a	birhombic snub trihexagonal	$0 - 120^\circ$	$43.90, 76.10^\circ$	$6(3 + 2 \cos[\theta_0 - 60^\circ] + 4 \sin[60^\circ + \theta_0 - 60^\circ]/\sqrt{3})^{-1}$
7b	birhombic snub trihexagonal	$60 - 120^\circ$	103.90°	$6(3 + 2 \cos[\theta_0 - 120^\circ] + 4 \sin[60^\circ + \theta_0 - 120^\circ]/\sqrt{3})^{-1}$
8	rhombic pentagonal	$30 - 120^\circ$	74.39°	$6\sqrt{3}(\sqrt{3} + 4(\sin[\theta_0] + (1 + \cos[\theta_0]) \sin[q] + \sin[\frac{\theta_0 + 60^\circ + q}{2}]))^{-1}$
9	trirhombic snub trihexagonal	$60 - 120^\circ$	79.11°	$6(2 + \cos[\theta_0] + 9 \sin[\theta_0]/\sqrt{3})^{-1}$
10a	trihexagonal	$0 - 120^\circ$	60°	$3(2 - \cos[\theta_0 - 60^\circ + 120^\circ] + \sqrt{3} \sin[\theta_0 - 60^\circ + 120^\circ])^{-1}$
10b	trihexagonal	$0 - 60^\circ$	0	$3(2 - \cos[\theta_0 + 120^\circ] + \sqrt{3} \sin[\theta_0 + 120^\circ])^{-1}$

KTHNY-style continuous melting transitions [32, 33].

Figure 6(b) presents our ASC results for $n_{tri} = 4$. The most obvious difference from the $n_{tri} = 2$ results is the elimination of the lowest- ϕ strictly-jammed packings; this occurs because the larger basis allows for shear modes that destabilize the kagome-like lattices (family 10). A second obvious difference is that there are many additional families. Visual inspection indicates that a large fraction of these are formed by combining two of the families discussed above. There are very many such combinations, making exhaustive cataloguing of them (as we did for $n_{tri} = 2$) prohibitively difficult, and continuing our ASC studies to even larger n_{tri} would of course exacerbate this issue. Instead we will test the extent to which the ideas presented here are useful by looking for local structural motifs within large- n_{tri} jammed configurations that correspond to the nonoptimally-dense families.

B. Dynamics: disordered and partially-ordered jammed packings

None of the above discussion addresses the *dynamics* of the jamming process. Since the dynamics of systems’ jamming transitions naturally relate to the dynamics of their glass transitions [34], we now examine the compression-rate dependence of our model trimers’ athermal solidification behavior using molecular dynamics (MD) simulations. Each of the n_{tri} simulated trimers contains three monomers of mass m . The trimers are rigid; bond lengths and angles are held fixed by holonomic constraints. Monomers on different trimers interact via a harmonic potential $U_H(r) = 10\epsilon(1 - r/\sigma)^2\Theta(\sigma - r)$, where ϵ is the energy scale of the pair interactions, σ is

monomer diameter, and Θ is the Heaviside step function.

Initial states are generated by placing the trimers randomly within a square cell, with periodic boundary conditions applied along both directions. Then Newton’s equations of motion are integrated with a timestep $\delta t = .005\tau$, where the unit of time is $\tau = \sqrt{m\sigma^2/\epsilon}$. Systems are equilibrated at $k_B T/\epsilon = 1$ and $\phi = \exp(-1)\phi_{tri}$ until inter-trimer structure has converged, then cooled to $T = 0$ at a rate $10^{-4}(\epsilon/k_B)/\tau$. After cooling, systems are hydrostatically compressed at a true strain rate $\dot{\epsilon}$, i.e. the cell side length L is varied as $L = L_0 \exp(-\dot{\epsilon}t)$. To maintain near-zero temperature during compression, we employ overdamped dynamics with the equation of motion

$$m\ddot{\vec{r}}_i = \vec{F} - \Gamma\dot{\vec{r}}_i + h(\{\vec{r}, \dot{\vec{r}}\}) \quad (8)$$

where \vec{r}_i is the position of monomer i , \vec{F} is the force arising from the harmonic pair interactions, the damping coefficient $\Gamma = 10^4\dot{\epsilon}$, and the $h(\{\vec{r}, \dot{\vec{r}}\})$ term enforces trimer rigidity [35]. Jamming is defined to occur when the nonkinetic part of the pressure P exceeds $P_{thres} = 10^{-4}\epsilon/\sigma^2$; choosing a lower (higher) value of P_{thres} lowers (raises) $\phi_J(\theta_0)$, but does not qualitatively change any of the results presented herein. We choose to identify jamming with the emergence of a finite bulk modulus rather than with the vanishing of soft modes because proper handling of soft modes associated with trimeric “rattlers” [36] is highly nontrivial. All MD simulations are performed using LAMMPS [37].

Figure 8 shows results for the rate-dependent $\phi_J(\theta_0)$. As shown in panel (a), all systems jam at densities well below the monomeric value $\phi_J^{mon} \simeq .84$ [36]; the reduced ϕ_J relative to monomers are caused by the frozen-in 2-body and 3-body constraints [8]. For all compression

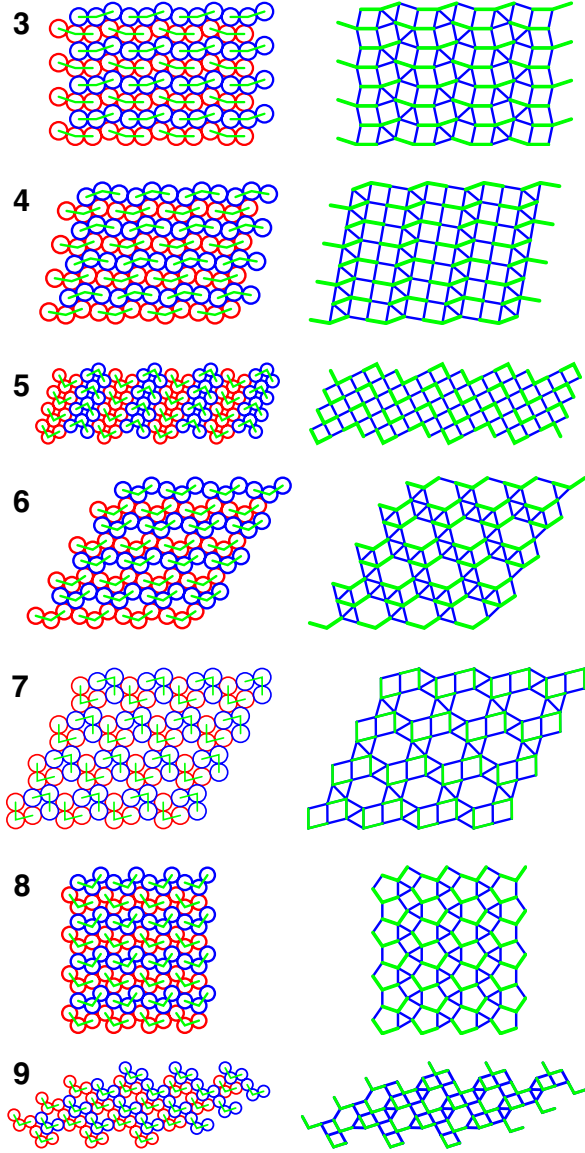


FIG. 7. $\theta_0 = \theta_{min}$ configurations and bond topologies of the seven nonoptimally-dense $n_{tri} = 2$ lattice packings (families 3-9 in Table I, Fig. 6) that remain stable for $n_{tri} = 4$. The maximally-dense lattices (families 1-2) were illustrated in Figs. 2-3. Note that it is the bond *topologies* that define the tiling types listed in Table I.

rates, values of $\phi_J(\theta_0)$ clearly follow trends in $\phi_{max}(\theta_0)$, exhibiting maxima at $\theta_0 = 0, 60^\circ$ and 120° and minima at $\theta_0 \simeq 30^\circ$ and $\simeq 90^\circ$. There are clearly two separate branches of $\phi_J(\theta_0)$: one for $0 \leq \theta_0 \leq 60^\circ$ and one for $60^\circ \leq \theta_0 \leq 120^\circ$. However, values of $\phi_J(\theta_0)$ do not simply track $\phi_{max}(\theta_0)$. Specifically, closed ($\theta_0 = 120^\circ$) trimers have a much higher ϕ_J than their open ($\theta_0 = 0$ or 60°) counterparts even though their ϕ_{max} are identical. More generally, while the first branch of $\phi_J(\theta_0)$ is close to symmetric about $\theta_0 = 30^\circ$, the second branch is clearly asymmetric; $\phi_J(90^\circ + \psi) > \phi_J(90^\circ - \psi)$, increasingly so as ψ increases from zero towards 30° .

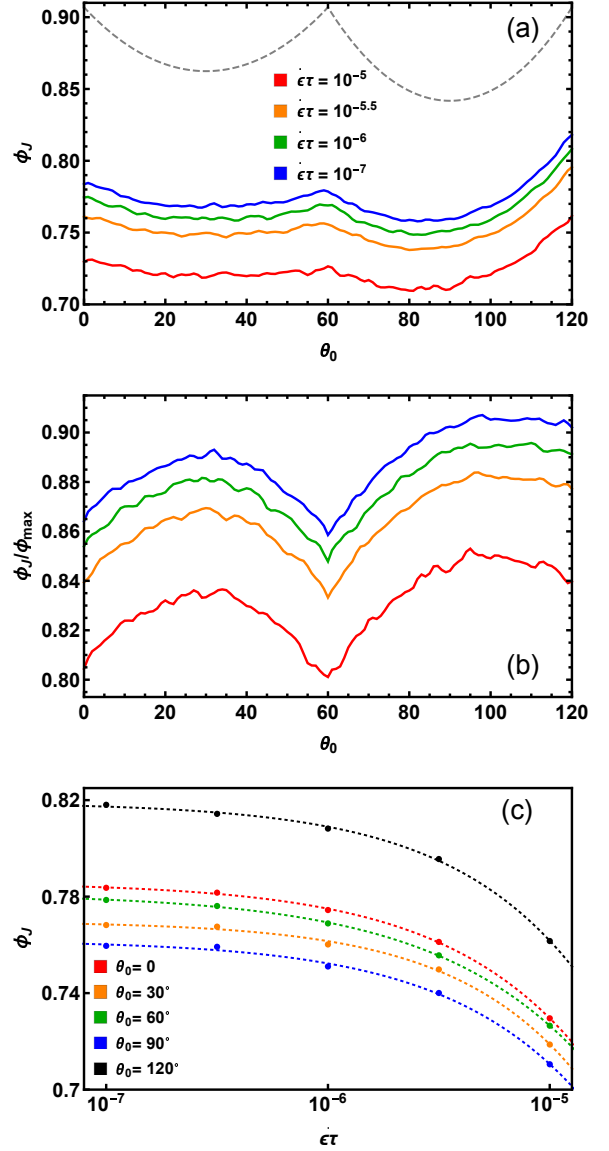


FIG. 8. Dynamical jamming. Panels (a) and (b) show $\phi_J(\theta_0)$ and the ratio $\phi_J(\theta_0)/\phi_{max}(\theta_0)$ for several strain rates, and panel (c) shows $\phi_J(\theta_0; \dot{\epsilon})$ for several characteristic values of θ_0 . The dotted gray line in panel (a) shows $\phi_{max}(\theta_0)$. Dotted lines in panel (c) indicate fits to Eq. 9. All results are averaged over 9 independently prepared $n_{tri} = 400$ systems.

While it is not surprising that $\theta_0 = 120^\circ$ trimers are the best crystal-formers (cf. Fig. 9) – they are compact and threefold-symmetric whereas lower ϕ_J are expected for small- θ_0 systems owing to their larger aspect ratios [1, 8], our results show that this effect propagates downward in θ_0 as far as $\theta_0 \simeq 90^\circ$.

A useful metric characterizing the strength of the physical processes promoting disorder in these systems' solid-state morphologies is $f(\theta_0; \dot{\epsilon}) = \phi_J(\theta_0; \dot{\epsilon})/\phi_{max}(\theta_0)$. This quantity is unity when systems crystallize into their maximal-density lattices during compression, and smaller when systems jam at $\phi < \phi_{max}(\theta_0)$ due to the presence of

disorder. Roughly speaking, characterizing the decrease of $f(\theta_0; \dot{\epsilon})$ with increasing $\dot{\epsilon}$ provides insight into the kinetics of the solidification process, while characterizing its variation with θ_0 in the low- $\dot{\epsilon}$ limit provides insight into how the strength of frustration/degeneracy-related effects varies with molecular shape. Panel (b) presents results for $f(\theta_0; \dot{\epsilon})$ for all systems. For all strain rates considered here, trends in $f(\theta_0; \dot{\epsilon})$ are opposite those in $\phi_J(\theta_0; \dot{\epsilon})$ and $\phi_{max}(\theta_0)$. Minima in the former correspond to maxima in the latter, e.g. maxima in f occur at $\theta_0 = 30^\circ$ and 90° . One potential reason for this is that grains of crystals with incompatible local ordering corresponding to the different families discussed above are more likely to form at densities slightly below $\phi_J(\theta_0)$ and then jam as systems are further compressed for the systems with lower $f(\theta_0; \dot{\epsilon})$. The fact that differences between several of the $\phi_i(\theta_0)$ are maximal for $\theta_0 = 30^\circ$ and 90° and minimal for $\theta_0 = 0, 60^\circ$, and 120° supports this hypothesis; competition between differently ordered grains should be greater when their densities are closer due to the abovementioned convergence of the $\phi_i(\theta_0)$. Another potential reason is that jamming dynamics are controlled by the trimer mobility μ and that $\mu(\phi, \theta_0)$ depends far more strongly on ϕ than on θ_0 for $\phi < \phi_J$. It would be interesting to test this idea in thermalized versions of these systems by constructing isomobility curves in (θ_0, ϕ) -space.

Panel (c) illustrates the compression-rate dependence of jamming in more detail for the θ_0 corresponding to extrema of ϕ_J : $0, 30^\circ, 60^\circ, 90^\circ$, and 120° . For all systems, results are well fit by

$$\phi_J(\theta_0; \dot{\epsilon}) \simeq \phi_J^0(\theta_0) \exp \left[- \left(\frac{\dot{\epsilon}}{\dot{\epsilon}_0} \right)^\gamma \right], \quad (9)$$

where ϕ_J^0 is the quasistatic-limiting value of ϕ_J , $\dot{\epsilon}_0$ is a characteristic rate, and γ describes the strength of the rate dependence. While rigorously determining the exact functional form of $\phi_J(\theta_0; \dot{\epsilon})$ would require more computational resources than we currently possess and is beyond our present scope, the fact that the best-fit values of $\dot{\epsilon}_0$ and γ remain within relatively narrow ranges for all $0 \leq \theta_0 \leq 120^\circ$ – respectively $3 \cdot 10^{-4} \lesssim \dot{\epsilon}_0 \tau \lesssim 7 \cdot 10^{-4}$ and $.65 \lesssim \gamma \lesssim .85$ – suggests that Eq. 9 is a useful approximate form for all θ_0 . Similar compression-rate dependencies of ϕ_J are found for dynamical jamming of a wide variety of systems [38].

Finally we turn to a qualitative characterization of how θ_0 and $\dot{\epsilon}$ affect jammed systems' microstructure. Typical marginally-jammed packings for the five characteristic θ_0 discussed above are shown in Figure 9. For $\theta_0 = 0, 60^\circ$, and 120° , triangular-crystalline grains are clearly visible. This is consistent with the well-known result [28] that 2D systems of monodisperse disks have a strong propensity to crystallize. Contrasting the high- $\dot{\epsilon}$ and low- $\dot{\epsilon}$ snapshots for these θ_0 suggests that systems jam via a two-stage, two-length-scale process. First, randomly-oriented crystalline grains form and grow to a size that depends on both θ_0 and $\dot{\epsilon}$. Since these grains

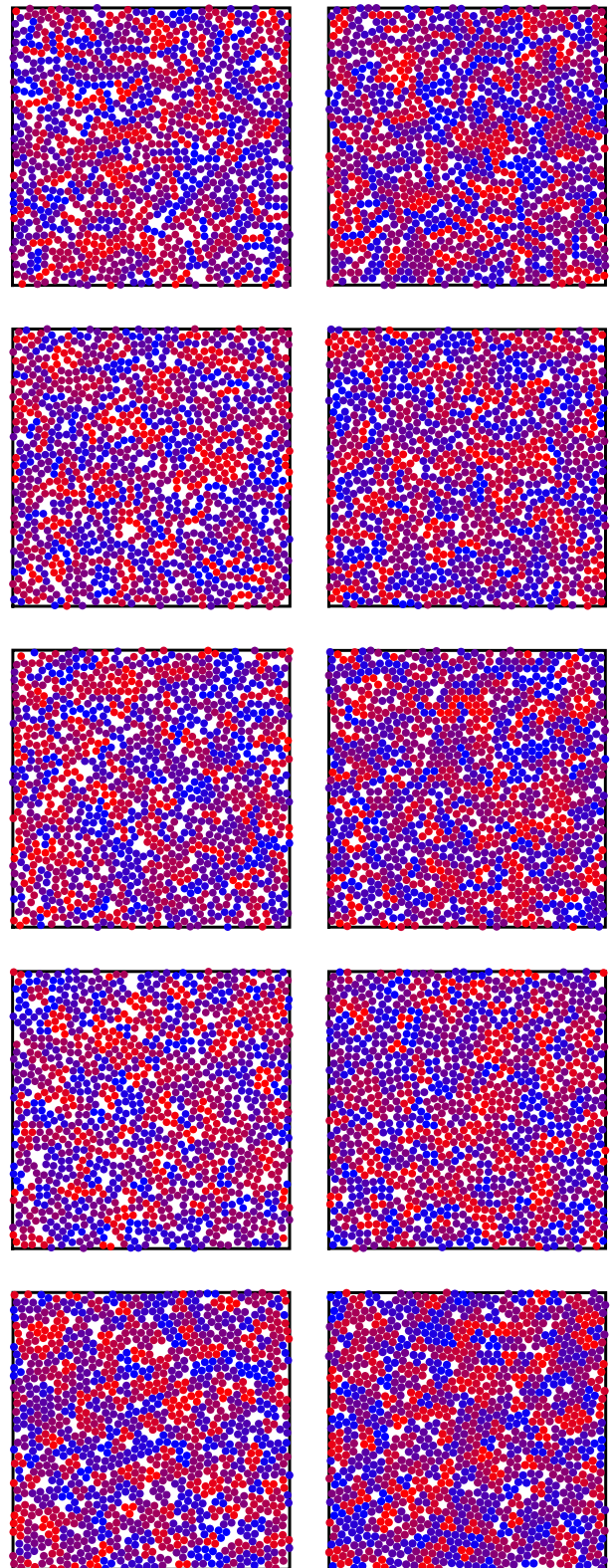


FIG. 9. Jammed packings of $n_{tri} = 400$ bent-core trimers generated by dynamic compression. Rows from top to bottom show typical marginally-jammed states for $\theta_0 = 0, 30^\circ, 60^\circ, 90^\circ$, and 120° . The left and right columns respectively indicate results for $\dot{\epsilon}\tau = 10^{-5.5}$ and 10^{-7} . Colors from red to blue indicate trimers 1, 2, ..., 400.

cannot be compressed further, they effectively behave as single nearly-rigid particles as compression continues. The degree to which grains grow prior to jamming is kinetically limited and is a key factor producing the rate dependence of $\phi_J(\theta_0)$. Higher compression rates lead to smaller grain sizes and greater intergrain misorientation, just as is the case in monomeric systems [28, 38].

The results for $\theta_0 = 30^\circ$ and 90° are less easy to interpret since only basic features such as the decrease in the typical size of interstitials with decreasing $\dot{\epsilon}$ [28] are immediately apparent. The $\theta_0 = 90^\circ$ systems clearly possess some grains with square-lattice ordering, showing that the nonoptimally-dense families identified above (Table I, Figs. 6-7) do indeed play a role in these systems' jamming phenomenology. However, the clear crystallization kinetics observed for $\theta_0 = 0, 60^\circ$, and 120° are absent here, perhaps because these systems' lower absolute ϕ_J and ϕ_{max} values make them appear more disordered overall. The effects of degeneracy may also be larger at these θ_0 . These issues might be resolved by going to much lower $\dot{\epsilon}$, but doing so is not yet computationally feasible.

IV. DISCUSSION AND CONCLUSIONS

In this paper, we examined the athermal solidification behavior of 2D bent-core tangent-disk trimers. We found that trends in $\phi_J(\theta_0)$ closely follow those in $\phi_{max}(\theta_0)$, but with additional effects related to symmetry and degeneracy superposed. We reported two distinct regimes of packing/jamming phenomenology, identifying the source of the difference between them as the ability (inability) of a reference trimer to form a bond-triangle on its concave side with a monomer belonging to a second trimer when $\theta_0 < 60^\circ$ ($\theta_0 > 60^\circ$). Well-packed systems with $\theta_0 > 60^\circ$ are generally less dense and less hyperstatic than their $\theta_0 < 60^\circ$ counterparts. Another key insight was that deviations of θ_0 away from the values allowing formation of the triangular lattice (0° , 60° , and 120°) do not by themselves frustrate crystalline order. Instead, crystals belonging to several families distinguished by their differing bond topologies can form. We believe that it is the presence of these competing families com-

bined with the extensive degeneracy of the densest lattices that frustrates crystallization and promotes jamming in these systems. Our work complements recent studies of the thermal solidification of Lewis-Wahnstrom-like models [39, 40], which illustrated several nontrivial effects of trimeric structure (e.g. that its enhancement of the interfacial energy between crystalline and liquid phases promotes glass-formation) but did not attempt to connect their findings to the models' optimal-packing or jamming-related phenomenology.

One of the principal goals of soft materials science is designing materials that possess tunable solid morphology. Designing custom pair interactions that yield nontriangular 2D-crystalline or non-close-packed 3D-crystalline ground states has attracted significant interest in recent years [41–43]. Our 2D bent-core tangent-disk trimers provide a simple example of how the same goal may be achieved with hard-disk or hard-sphere pair interactions by controlling 2-body and 3-body correlations, i.e. by imposing covalent bonding and controlling the bond angle θ_0 . The potential relevance to real systems is that controlling the bond angle (or analogous shape parameters) of small molecules [13–16, 19–22] is often easier than controlling the pair interactions of their constituent atoms.

Another key tuning parameter for soft materials is their degree of (dis)order. Recent work [15, 16] has shown that the best glass-formers (crystal-formers) in homologous series of small molecules are those with the highest (lowest) ratio T_g/T_m . One might naively guess that an athermal version of this principle applicable to bent-core trimer molecules is that the best glass-formers (crystal-formers) are those with the lowest (highest) ratio $\phi_J(\theta_0)/\phi_{max}(\theta_0)$. However, the dynamic-compression results we presented here suggest that this is not the case. Moreover, the multiplicity of nonoptimally-dense-but-strictly-jammed lattice packings these systems can form suggests that they may possess multiple thermodynamically stable crystalline phases and/or nontrivial liquid-crystalline phases [12]. We conclude that further characterizing these systems' equilibrium phase behavior, e.g. by accurately determining their $\phi_{melt}(\theta_0)$ using techniques like those of Refs. [32, 33], is necessary to flesh out this issue further.

This material is based upon work supported by the National Science Foundation under Grant DMR-1555242.

-
- [1] A. Donev, I. Cisse, D. Sachs, E. A. Variano, F. H. Stillinger, R. Connelly, S. Torquato, and P. M. Chaikin, "Improving the density of jammed disordered packings using ellipsoids," *Science* **303**, 990 (2004).
 - [2] C. F. Schreck, N. Xu, and C. S. O'Hern, "A comparison of jamming behavior in systems composed of dimer- and ellipse-shaped particles," *Soft Matt.* **6**, 2960 (2010).
 - [3] P. F. Damasceno, M. Engel, and S. C. Glotzer, "Predictive self-assembly of polyhedra into complex structures," *Science* **337**, 453 (2012).
 - [4] T. Börsönyi and R. Stannarius, "Granular materials composed of shape-anisotropic grains," *Soft Matt.* **9**, 7401 (2013).
 - [5] K. VanderWerf, W. Jin, M. D. Shattuck, and C. S. O'Hern, "Hypostatic jammed packings of frictionless nonspherical particles," *Phys. Rev. E* **97**, 012909 (2018).
 - [6] A. Lappala, A. Zacccone, and E. M. Terentjev, "Polymer glass transition occurs at the marginal rigidity point with connectivity $z^* = 4$," *Soft Matt.* **12**, 7330 (2016).
 - [7] C. O. Plaza-Rivera, H. T. Nguyen, and R. S. Hoy,

- “Isostaticity and the solidification of semiflexible polymer melts,” *Soft Matt.* **13**, 7948 (2017).
- [8] R. S. Hoy, “Jamming of semiflexible polymers,” *Phys. Rev. Lett.* **118**, 068002 (2017).
- [9] R. K. Cersonsky, G. van Anders, P. M. Dodd, and S. C. Glotzer, “Relevance of packing to colloidal self-assembly,” *Proc. Nat. Acad. Sci.* **115**, 1439 (2018).
- [10] S. Torquato and Y. Jiao, “Robust algorithm to generate a diverse class of dense disordered and ordered sphere packings via linear programming,” *Phys. Rev. E* **82**, 061302 (2010).
- [11] S. Atkinson, Y. Jiao, and S. Torquato, “Maximally dense packings of two-dimensional convex and concave noncircular particles,” *Phys. Rev. E* **86**, 031302 (2012).
- [12] H. Takezoe and Y. Takamishi, “Bent-core liquid crystals: their mysterious and attractive world,” *Jap. J. Applied Phys.* **45**, 597 (2006).
- [13] J. N. Andrews and A. R. Ubbelohde, “Melting and crystal structure: the melting parameters of some polyphenyls,” *Proc. R. Soc. (London)* **A228**, 435 (1955).
- [14] D. J. List C. Alba, L. E. Busse and C. A. Angell, “Thermodynamic aspects of the vitrification of toluene, and xylene isomers, and the fragility of liquid hydrocarbons,” *J. Chem. Phys.* **92**, 617 (1990).
- [15] C. T. Powell, K. Paeng, Z. Chen, R. Richert, L. Yu, and M. D. Ediger, “Fast crystal growth from organic glasses: Comparison of oterphenyl with its structural analogs,” *J. Phys. Chem. B* **118**, 8203 (2014).
- [16] W. Ping, D. Paraska, R. Baker, P. Harrowell, and C. A. Angell, “Molecular engineering of the glass transition: Glass-forming ability across a homologous series of cyclic stilbenes,” *J. Phys. Chem. B* **115**, 4696 (2011).
- [17] L. J. Lewis and G. Wahnstrom, “Molecular-dynamics study of supercooled orthoterphenyl,” *Phys. Rev. E* **50**, 3865 (1994).
- [18] C. M. Whitaker and R. J. McMahon, “Synthesis and characterization of organic materials with conveniently accessible supercooled liquid and glassy phases: Isomeric 1,3,5-tris(naphthyl)benzenes,” *J. Phys. Chem. B* **100**, 1081 (1996).
- [19] T. Liu *et al.*, “The effect of chemical structure on the stability of physical vapor deposited glasses of 1,3,5-triarylbenzene,” *J. Chem. Phys.* **143**, 084506 (2015).
- [20] T. Liu *et al.*, “Birefringent stable glass with predominantly isotropic molecular orientation,” *Phys. Rev. Lett.* **119**, 095502 (2017).
- [21] A. Gujral, J. Goomez, S. G. Ruan, M. F. Toney, H. Bock, L. Yu, and M. D. Ediger, “Vapor-deposited glasses with long-range columnar crystalline order,” *Chem. Mat.* **29**, 9110 (2017).
- [22] R. Teerakapibal, C. Huang, A. Gujral, M. D. Ediger, and L. Yu, “Organic glasses with tunable crystalline order,” *Phys. Rev. Lett.* **120**, 055502 (2018).
- [23] C. Jennings, M. Ramsay, T. Hudson, and P. Harrowell, “Packing concave molecules in crystals and amorphous solids: on the connection between shape and local structure,” *Mol. Phys.* **113**, 2755 (2015).
- [24] G. Kuperberg and W. Kuperberg, “Double-lattice packings of convex bodies in the plane,” *Discrete Comput. Geom.* **5**, 389 (1990).
- [25] S. Torquato and Y. Jiao, “Organizing principles for dense packings of nonspherical hard particles: not all shapes are created equal,” *Phys. Rev. E* **86**, 011102 (2012).
- [26] M. F. Thorpe, “Continuous deformations in random networks,” *J. Non-Cryst. Solids* **57**, 355 (1983).
- [27] S. Torquato and F. H. Stillinger, “Multiplicity of generation, selection, and classification procedures for jammed hard-particle packings,” *J. Phys. Chem. B* **105**, 11849 (2001).
- [28] B. D. Lubachevsky, F. H. Stillinger, and E. N. Pincson, “Disks vs spheres: contrasting properties of random packings,” *J. Stat. Phys.* **64**, 501 (1991).
- [29] <https://en.wikipedia.org/wiki/Tessellation>.
- [30] Note that family 7 is “weak” in the sense that only a narrow range of initial conditions will converge to this ordering under the ASC compression protocol discussed herein.
- [31] Note that while all the ϕ_i for families 1-9 remain above the monomeric $\phi_m \simeq .72$ [33], ϕ_m should be considerably lower for trimers.
- [32] E. P. Bernard and W. Krauth, “Two-step melting in two dimensions: First-order liquid-hexatic transition,” *Phys. Rev. Lett.* **107**, 155704 (2011).
- [33] M. Engel, J. A. Anderson, S. C. Glotzer, M. Isobe, E. P. Bernard, and W. Krauth, “Hard-disk equation of state: First-order liquid-hexatic transition in two dimensions with three simulation methods,” *Phys. Rev. E* **87**, 042134 (2013).
- [34] A. J. Liu and S. R. Nagel, “Nonlinear dynamics - jamming is not just cool any more,” *Nature* **396**, 21 (1998).
- [35] H. Kamberaj, R. J. Low, and M. P. Neal, “Time reversible and symplectic integrators for molecular dynamics simulations of rigid molecules,” *J. Chem. Phys.* **122**, 224114 (2005).
- [36] C. S. O’Hern, L. E. Silbert, A. J. Liu, and S. R. Nagel, “Jamming at zero temperature and zero applied stress: The epitome of disorder,” *Phys. Rev. E* **68**, 011306 (2003).
- [37] S. Plimpton, “Fast parallel algorithms for short-range molecular-dynamics,” *J. Comp. Phys.* **117**, 1 (1995).
- [38] M. P. Ciamarra, M. Nicodemi, and A. Coniglio, “Recent results on the jamming phase diagram,” *Soft Matt.* **6**, 2871 (2010).
- [39] U. R. Pedersen, T. S. Hudson, and P. Harrowell, “Crystallization of the lewis-wahnstrom ortho-terphenyl model,” *J. Chem. Phys.* **134**, 114501 (2011).
- [40] U. R. Pedersen and P. Harrowell, “Factors contributing to the glass-forming ability of a simulated molecular liquid,” *J. Phys. Chem. B* **115**, 14205 (2011).
- [41] S. Torquato, “Inverse optimization techniques for targeted self-assembly,” *Soft Matt.* **5**, 1157 (2009).
- [42] A. Jain, J. R. Errington, and T. M. Truskett, “Dimensionality and design of isotropic interactions that stabilize honeycomb, square, simple cubic, and diamond lattices,” *Phys. Rev. X* **4**, 031049 (2014).
- [43] W. D. Pinerros and T. M. Truskett, “Designing pairwise interactions that stabilize open crystals: Truncated square and truncated hexagonal lattices,” *J. Chem. Phys.* **146**, 144501 (2017).