

# D'Alembert-type solution of the Cauchy problem for a Boussinesq-type equation with the Ostrovsky term

**K.R. Khusnutdinova**<sup>\* 1</sup>, **M.R. Tranter**<sup>\*</sup>

<sup>\*</sup> Department of Mathematical Sciences, Loughborough University,  
Loughborough LE11 3TU, UK.

## Abstract

In this paper we construct a weakly-nonlinear d'Alembert-type solution of the Cauchy problem for a Boussinesq-type equation with the Ostrovsky term. Similarly to our earlier work based on the use of spatial Fourier series, we consider the problem in the class of periodic functions on an interval of finite length (including the limiting case of an “infinite” interval with zero boundary conditions), and work with the equation describing a deviation from the mean value.

Unlike our earlier paper, here we develop a novel multiple-scales procedure involving fast characteristic variables and two slow time-scales, which allows us to construct an explicit and compact d'Alembert-type solution of the nonlinear problem in terms of solutions of two Ostrovsky equations emerging at the leading order and describing the right- and left-propagating waves. Validity of the constructed solution follows from our earlier results, and is illustrated numerically for a number of instructive examples, both for periodic solutions on a finite interval, and the well-studied scenario for localised solutions on a large (“infinite”) interval.

Importantly, in all cases the initial conditions for the leading-order Ostrovsky equations by construction have zero mass. Thus, the so-called “zero-mass contradiction” has been completely by-passed.

**Keywords:** Boussinesq-type equation; Ostrovsky equation; Multiple-scales expansions; Averaging; Zero-mass contradiction.

---

<sup>1</sup>Corresponding author: K.Khusnutdinova@lboro.ac.uk

# 1 Introduction

In recent decades there has been a lot of research associated with the Ostrovsky equation

$$(\eta_t + \nu\eta\eta_x + \mu\eta_{xxx})_x = \lambda\eta, \quad (1.1)$$

which is a modification of the Korteweg - de Vries (KdV) equation. The equation has initially emerged as a model for long weakly-nonlinear internal and surface waves in the rotating ocean [1] and was extensively studied in this context (see [2, 3, 4] and references therein). In the absence of currents we have  $\lambda\mu > 0$ , and there are no solitary wave solutions [5, 6, 7]. Instead, a localised wave packet associated with the extremum of the group velocity emerges as a dominant feature in the long-time asymptotics of a localised initial condition on the infinite line [8, 9]. The emergence of the wavepacket associated with the extremum of the group speed was also reported in a separate study [10], devoted to waves in a Toda chain on an elastic substrate, which can be related to the Ostrovsky equation. In the presence of a parallel depth-dependent shear flow, the modified formula for the rotation coefficient  $\lambda$  has been derived in [11, 12]. In [13] examples were found when  $\lambda\mu < 0$  for oceanic waves propagating over a shear flow, leading to the emergence of steady wave packets associated with the extremum of the phase velocity. Earlier, such solutions were studied in the context of plasma, but there were no examples for ocean waves [14, 15]. Long-time evolution of the solutions was investigated numerically and analytically in [13] and [16], respectively. We also note recent extensions accounting for higher-order nonlinearities and weak dependence on the transverse coordinate [17, 18, 19], as well as studies of the modulational instability [20, 21].

The Ostrovsky equation and coupled Ostrovsky equations have also emerged in the studies of long nonlinear longitudinal bulk strain waves in layered elastic waveguides with soft (imperfect) interfaces [22, 23, 24], described by coupled Boussinesq-type equations [25]. Averaging with respect to the fast time was used in [22] to obtain either uncoupled or coupled Ostrovsky equations, depending on the difference between the linear characteristic speeds in the layers, and the weakly-nonlinear solution of the initial-value problem for localised initial conditions on the infinite line has been constructed in both cases. The behaviour of solutions was shown to be very different in these two cases, resulting in the emergence of radiating solitary waves in the first case, and several wave packets in the second case. Analytical estimates for the amplitude of the tail of the radiating solitary wave were obtained in [23]. Scattering of a radiating solitary wave in bi-layers with delamination has been studied in [24], using both direct and semi-analytical (weakly-nonlinear) approaches. Coupled Ostrovsky equations have been extensively studied in the oceanic context in [13]. In particular, the study has shown that in most cases the dominant features of the long-time asymptotics of solutions with localised initial data on the infinite line can be inferred from the linear dispersion curves of the system (extrema of group and phase speed curves and various resonances).

The validity of long-wave approximations of the KdV type has been studied in many works in the context of water waves, for example see [26, 27, 28, 29] and references therein. The emergence of right- and left-propagating KdV and coupled KdV equations as leading order approximations to Boussinesq-type equations and systems was discussed in [30, 31, 32], and justified, including some higher-order corrections, in [33, 34, 35, 36, 37, 38, 39]. A weakly-nonlinear extension of d'Alembert's formula for the solution of the Cauchy problem for the linear wave equation has been extended to the Cauchy problem for the Boussinesq equation and illustrated by several examples with integrable initial conditions in [40] (see also [41]).

In this paper we reconsider the initial-value problem for a Boussinesq-type equation with the Ostrovsky term previously considered in our paper [41]. This equation arises as a limit in the case of a layered lattice model [25], when the particles in one layer of the chain

are significantly heavier than in the other layer, which is similar to the case of a chain on an elastic substrate [10]. The equation governing displacements in the chain takes the form of the regularised Boussinesq-type equation with the Ostrovsky term ( $\sim u$ ),

$$u_{tt} - c^2 u_{xx} = \epsilon \left[ \frac{\alpha}{2} (u^2)_{xx} + \beta u_{ttxx} - \gamma u \right], \quad (1.2)$$

where  $\gamma > 0$ ,  $c, \alpha$  and  $\beta$  are constants and  $\epsilon$  is a small parameter. We note that up to scaling of variables one can assume that  $c = \alpha = \beta = 1$ . Keeping the constants in the model is preferable from the viewpoint of applications. Equation (1.2) has also arisen in the context of oceanic waves in rotating ocean [42]. While the accuracy of the Boussinesq-type equation does not exceed the accuracy of uni-directional models in the water-wave context, it is a valid two-directional model in the context of waves in various solid waveguides (see [43, 44, 45, 46, 47, 48] and references therein).

The Ostrovsky equation (1.1) implies that for any regular localised solution on the infinite interval (or periodic solution on a finite interval) the mass is zero for any  $t > 0$ :

$$\int_{-\infty}^{\infty} \eta dx = 0 \quad \text{or} \quad \int_{-L}^L \eta dx = 0.$$

However, the original physical equations (e.g., Euler equations in fluids) or the equation (1.2) in the context of solids do not impose similar restrictions on the solutions for the respective physical variables. This contradiction has been resolved on the infinite line in [50] by considering a regularised Ostrovsky equation. The regularisation was similar to the regularisation used for the Kadomtsev-Petviashvili equation in [51], while the physical motivation has been discussed in [52]. It was shown that in the regularised Ostrovsky equation there is a rapid adjustment of the mass within the “temporal boundary layer”. The nonzero mass is transported to a large distance in the opposite direction to the propagation of the main wave which has zero mass.

These arguments are not applicable if we need to model periodic solutions of our physical equations, or solutions on a finite interval. Therefore, in [41] we by-passed the zero-mass contradiction by developing a systematic approach to the construction of the weakly-nonlinear solution of the initial-value problem for the Boussinesq-type equation with the Ostrovsky term (1.2) by considering the deviation from the mean value. Rigorous estimates for the error terms were obtained, similarly to [49], and convergence rates predicted by this derivation were confirmed by numerical experimentation. The results in Ref. [41] were obtained in terms of spatial Fourier series for a periodic domain, where the initial condition for  $u$  had non-zero mean value.

In order to obtain a solution in a more explicit form, in this paper we aim to derive a weakly-nonlinear solution of “d’Alembert’s type”. We develop a novel multiple-scales procedure, constructing the solution for the deviation from the oscillating mean value in the form of an asymptotic multiple-scales expansion in increasing powers of  $\sqrt{\epsilon}$ , using fast characteristic variables and two slow-time variables. The procedure allows one to find explicitly the terms at each order in terms of solutions of the leading-order equations, and still by-pass the “zero-mass contradiction”, similarly to our earlier work [41].

The paper is organised as follows. We construct a weakly-nonlinear d’Alembert-type solution of the Cauchy problem for the regularised Boussinesq-type equation with the Ostrovsky term in Section 2. Rigorous justification of the constructed solution follows from Theorem 2 of Ref. [41], where the error terms were controlled in appropriate function spaces. The constructed weakly-nonlinear solution is compared with direct numerical simulations in Section 3, for a number of periodic solutions on a finite interval. Results are shown for specific values of  $\gamma$  and several choices for the mean value of the initial condition, and we also perform the detailed error analysis, including an increasing number of terms in the weakly-nonlinear expansion. We then consider some examples for localised

initial conditions with non-zero mass on a large interval in Section 4 and show that in this case our solution agrees with the results of previous studies by Grimshaw [50] and Grimshaw and Helfrich [8] (a localised initial condition with zero mass was considered in [41]). We also illustrate that Ostrovsky equation can not be used directly for initial conditions with non-zero mass on a finite periodic interval, while even the “leading-order” constructed solution (i.e. the solution up to and including the  $O(\sqrt{\epsilon})$  terms) agrees well with the exact (numerical) solution. We conclude in Section 5. Numerical methods used in our examples are described in the Appendix A.

## 2 Weakly-nonlinear d'Alembert-type solution

We consider the following Cauchy problem for the Boussinesq-type equation with the Ostrovsky term on the domain  $\Omega = [-L, L] \times [0, T]$ :

$$u_{tt} - c^2 u_{xx} = \epsilon \left[ \frac{\alpha}{2} (u^2)_{xx} + \beta u_{ttxx} - \gamma u \right], \quad (2.1)$$

$$u|_{t=0} = F(x), \quad u_t|_{t=0} = V(x), \quad (2.2)$$

where  $F$  and  $V$  are assumed to be  $(2L)$ -periodic functions.

As in the earlier work [41] (see also [50]), we integrate (2.1) in  $x$  over the period  $2L$  and obtain an evolution equation for the mean value of the form

$$\frac{d^2}{dt^2} \int_{-L}^L u(x, t) dx = -\epsilon\gamma \int_{-L}^L u(x, t) dx. \quad (2.3)$$

Solving this equation we have the formula for the mean value

$$\langle u \rangle(t) := \frac{1}{2L} \int_{-L}^L u(x, t) dx = A \cos(\sqrt{\epsilon\gamma}t) + B \sin(\sqrt{\epsilon\gamma}t). \quad (2.4)$$

Then, taking the mean value of the initial conditions we obtain

$$\langle u \rangle(t) := \frac{1}{2L} \int_{-L}^L u(x, t) dx = F_0 \cos(\sqrt{\epsilon\gamma}t) + V_0 \frac{\sin(\sqrt{\epsilon\gamma}t)}{\sqrt{\epsilon\gamma}}, \quad (2.5)$$

where we have

$$F_0 = \frac{1}{2L} \int_{-L}^L F(x) dx \quad \text{and} \quad V_0 = \frac{1}{2L} \int_{-L}^L V(x) dx. \quad (2.6)$$

To eliminate linear growth in the mean value  $\langle u \rangle$  in  $t$  we require that

$$V_0 = \frac{1}{2L} \int_{-L}^L V(x) dx = 0. \quad (2.7)$$

This condition appears naturally in many physical applications and it is satisfied in all cases considered in this paper.

The mean value is subtracted from the original solution to obtain an equation with zero mean value. We take  $\tilde{u} = u - c_0 \cos(\omega t)$ , where  $\omega = \sqrt{\epsilon\gamma}$  and  $c_0 = F_0$ , so we obtain

$$\tilde{u}_{tt} - c^2 \tilde{u}_{xx} = \epsilon \left[ \alpha c_0 \cos(\omega t) \tilde{u}_{xx} + \frac{\alpha}{2} (\tilde{u}^2)_{xx} + \beta \tilde{u}_{ttxx} - \gamma \tilde{u} \right] \quad (2.8)$$

and

$$\tilde{u}|_{t=0} = F(x) - c_0 = \tilde{F}(x), \quad \tilde{u}_t|_{t=0} = V(x). \quad (2.9)$$

In what follows we will omit the tildes and remember that the modified function  $F(x)$  has zero mean.

We now look for a weakly-nonlinear solution of the form

$$u(x, t) = f^+(\xi_+, \tau, T) + f^-(\xi_-, \tau, T) + \sqrt{\epsilon}P(\xi_-, \xi_+, \tau, T) + \epsilon Q(\xi_-, \xi_+, \tau, T) \\ + \epsilon^{3/2}R(\xi_-, \xi_+, \tau, T) + \epsilon^2S(\xi_-, \xi_+, \tau, T) + O(\epsilon^{5/2}), \quad (2.10)$$

where we introduce the following fast characteristic and slow time variables

$$\xi_{\pm} = x \pm ct, \quad \tau = \sqrt{\epsilon}t, \quad T = \epsilon t.$$

Note that, unlike [41], we introduce two slow time-scales and look for a solution of d'Alembert-type, similar to [22, 40], but on a periodic domain instead of the infinite interval. We now substitute (2.10) into (2.8) and (2.9) and collect the terms at equal powers of  $\sqrt{\epsilon}$  to find expressions for all functions in the expansion. We noted earlier that the function  $u$  is  $2L$ -periodic in  $x$ , therefore we require that  $f^-$  and  $f^+$  are also  $2L$ -periodic in  $\xi_-$  and  $\xi_+$ , respectively. Moreover, it is natural to assume that all terms in the asymptotic expansion for  $u$  are products of the functions  $f^-$ ,  $f^+$ , and their derivatives. This assumption then implies that all terms are periodic in  $\xi_-/\xi_+$ , at fixed  $\xi_+/\xi_-$ . Furthermore, as the functions  $f^-$  and  $f^+$  have zero mean i.e.

$$\frac{1}{2L} \int_{-L}^L f^{\pm} d\xi_{\pm} = 0, \quad (2.11)$$

then all terms in (2.10) will have zero mean in  $\xi_-/\xi_+$ , at fixed  $\xi_+/\xi_-$ .

The equation is satisfied at leading order, therefore we move to  $O(\sqrt{\epsilon})$ . At each stage we will also satisfy the initial condition for the previous order, as the functions at a given order are introduced by comparing terms at the previous order of  $\sqrt{\epsilon}$ .

At  $O(\sqrt{\epsilon})$  the right-hand side of (2.8) does not contribute to the equation, so we have

$$-4c^2 P_{\xi_-\xi_+} - 2cf_{\xi_-\tau}^- + 2cf_{\xi_+\tau}^+ = 0. \quad (2.12)$$

We average (2.12) with respect to the fast spatial variable  $x$  at constant  $\xi_-$  or  $\xi_+$  i.e. in the reference frame moving with the linear speed of right- or left-propagating waves, respectively. Therefore, at constant  $\xi_-$  for example, we have

$$\frac{1}{2L} \int_{-L}^L P_{\xi_-\xi_+} dx = \frac{1}{4L} \int_{-2L-\xi_-}^{2L-\xi_-} P_{\xi_-\xi_+} d\xi_+ = \frac{1}{4L} [P_{\xi_-}]_{-2L-\xi_-}^{2L-\xi_-} = 0. \quad (2.13)$$

A similar result can be obtained for  $\xi_+$  and we see that under the averaging  $P_{\xi_-\xi_+} = 0$ . Averaging (2.12) at constant  $\xi_-$  and  $\xi_+$  therefore gives

$$f_{\xi_-\tau}^- = 0 \quad \text{and} \quad f_{\xi_+\tau}^+ = 0, \quad (2.14)$$

implying that

$$f^- = \tilde{f}^-(\xi_-, T) + B^-(\tau, T) \quad \text{and} \quad f^+ = \tilde{f}^+(\xi_+, T) + B^+(\tau, T). \quad (2.15)$$

Noting that we have zero mean of all functions in the expansion, we require that  $B^{\pm} = 0$ . We will apply this rule at all orders to eliminate any functions of only  $\tau$  and  $T$ . Substituting (2.15) into (2.12) gives

$$P_{\xi_-\xi_+} = 0 \quad \Rightarrow \quad P = g^-(\xi_-, \tau, T) + g^+(\xi_+, \tau, T). \quad (2.16)$$

We rewrite our weakly-nonlinear solution to accommodate these changes, so we have (omitting tildes for  $f^\pm$ )

$$u(x, t) = f^+(\xi_+, T) + f^-(\xi_-, T) + \sqrt{\epsilon} [g^+(\xi_+, \tau, T) + g^-(\xi_-, \tau, T)] + \epsilon Q(\xi_-, \xi_+, \tau, T) + \epsilon^{3/2} R(\xi_-, \xi_+, \tau, T) + \epsilon^2 S(\xi_-, \xi_+, \tau, T) + O(\epsilon^{5/2}). \quad (2.17)$$

Substituting (2.17) into the initial conditions (2.9) and collecting terms at  $O(1)$  we obtain d'Alembert's formulae for the initial conditions for  $f^\pm$ :

$$\begin{cases} f^- + f^+|_{T=0} = F(x), \\ -cf_{\xi_-}^- + cf_{\xi_+}^+|_{T=0} = V(x) \end{cases} \Rightarrow f^\pm|_{T=0} = \frac{1}{2c} \left( cF(x \pm ct) \pm \int_{-L}^{x \pm ct} V(\sigma) d\sigma \right). \quad (2.18)$$

We now consider the equation at  $O(\epsilon)$ , using the results from the previous order:

$$\begin{aligned} -4c^2 Q_{\xi_- \xi_+} &= 2cg_{\xi_- \tau}^- - 2cg_{\xi_+ \tau}^+ + \left( 2cf_T^- + \alpha f^- f_{\xi_-}^- + \beta c^2 f_{\xi_- \xi_- \xi_-}^- \right)_{\xi_-} - \gamma f^- \\ &\quad + c_0 \alpha \cos(\omega t) \left( f_{\xi_- \xi_-}^- + f_{\xi_+ \xi_+}^+ \right) + \alpha \left( f_{\xi_- \xi_-}^- f^+ + 2f_{\xi_-}^- f_{\xi_+}^+ + f^- f_{\xi_+ \xi_+}^+ \right) \\ &\quad + \left( -2cf_T^+ + \alpha f^+ f_{\xi_+}^+ + \beta c^2 f_{\xi_+ \xi_+ \xi_+}^+ \right)_{\xi_+} - \gamma f^+. \end{aligned} \quad (2.19)$$

Averaging (2.19) with respect to  $x$  at constant  $\xi_-$  or constant  $\xi_+$  yields

$$\left( \mp 2cf_T^\pm + \alpha f^\pm f_{\xi_\pm}^\pm + \beta c^2 f_{\xi_\pm \xi_\pm \xi_\pm}^\pm \right)_{\xi_\pm} = \gamma f^\pm \pm 2cg_{\xi_\pm \tau}^\pm - c_0 \alpha \cos(\sqrt{\gamma} \tau) f_{\xi_\pm \xi_\pm}^\pm. \quad (2.20)$$

We can rewrite this in the form

$$\mp 2cg_{\xi_\pm \tau}^\pm = c_0 \alpha \cos(\sqrt{\gamma} \tau) f_{\xi_\pm \xi_\pm}^\pm + A(\xi_\pm, T), \quad (2.21)$$

where

$$A(\xi_\pm, T) = \left( \mp 2cf_T^\pm + \alpha f^\pm f_{\xi_\pm}^\pm + \beta c^2 f_{\xi_\pm \xi_\pm \xi_\pm}^\pm \right)_{\xi_\pm} - \gamma f^\pm, \quad (2.22)$$

and to avoid secular terms we require  $A = 0$ . Therefore we have the following equations for  $f^\pm$  and  $g^\pm$ :

$$\left( \mp 2cf_T^\pm + \alpha f^\pm f_{\xi_\pm}^\pm + \beta c^2 f_{\xi_\pm \xi_\pm \xi_\pm}^\pm \right)_{\xi_\pm} = \gamma f^\pm, \quad (2.23)$$

and

$$g^\pm = \pm \frac{c_0 \alpha}{2c\sqrt{\gamma}} \sin(\sqrt{\gamma} \tau) f_{\xi_\pm}^\pm + G^\pm(\xi_\pm, T) = \pm \theta f_{\xi_\pm}^\pm + G^\pm(\xi_\pm, T), \quad (2.24)$$

where we have introduced the coefficient

$$\theta = \frac{\alpha c_0}{2\sqrt{\gamma}} \sin(\sqrt{\gamma} \tau), \quad (2.25)$$

and the functions  $G^\pm$  are to be found at the next order. Substituting (2.23) and (2.24) into (2.19) and integrating with respect to the characteristic variables we obtain

$$Q(\xi_-, \xi_+, \tau, T) = h^+(\xi_+, \tau, T) + h^-(\xi_-, \tau, T) + h_c(\xi_-, \xi_+, T), \quad (2.26)$$

where

$$h_c = -\frac{\alpha}{4c^2} \left( 2f^- f^+ + f_{\xi_-}^- \int_{-L}^{\xi_+} f^+(\sigma) d\sigma + f_{\xi_+}^+ \int_{-L}^{\xi_-} f^-(\sigma) d\sigma \right). \quad (2.27)$$

We again update the weakly-nonlinear solution to reflect the new results for  $Q$ , derived in (2.26), so we have

$$\begin{aligned} u(x, t) &= f^+(\xi_+, T) + f^-(\xi_-, T) + \sqrt{\epsilon} [g^+(\xi_+, \tau, T) + g^-(\xi_-, \tau, T)] \\ &\quad + \epsilon [h^+(\xi_+, \tau, T) + h^-(\xi_-, \tau, T) + h_c(\xi_-, \xi_+, T)] \\ &\quad + \epsilon^{3/2} R(\xi_-, \xi_+, \tau, T) + \epsilon^2 S(\xi_-, \xi_+, \tau, T) + O(\epsilon^{5/2}). \end{aligned} \quad (2.28)$$

Substituting (2.28) into (2.9) and now collecting terms at  $O(\sqrt{\epsilon})$  we obtain

$$\begin{cases} g^- + g^+|_{T=0} = 0, \\ -cg_{\xi_-}^- + cg_{\xi_+}^+|_{T=0} = 0 \end{cases} \Rightarrow \begin{cases} -\theta f_{\xi_-}^- + G^- + \theta f_{\xi_+}^+ + G^+|_{T=0} = 0, \\ -c\theta f_{\xi_- \xi_-}^- - cG_{\xi_-}^- + c\theta f_{\xi_+ \xi_+}^+ + cG_{\xi_+}^+|_{T=0} = 0. \end{cases}$$

From (2.25) we see that, at  $T = 0$ ,  $\theta = 0$  and therefore we have

$$\begin{cases} G^- + G^+|_{T=0} = 0, \\ -cG_{\xi_-}^- + cG_{\xi_+}^+|_{T=0} = 0 \end{cases} \Rightarrow G^\pm|_{T=0} = 0. \quad (2.29)$$

Next, at  $O(\epsilon^{3/2})$  we obtain

$$\begin{aligned} -4c^2 R_{\xi_- \xi_+} &= 2ch_{\xi_- \tau}^- - 2ch_{\xi_+ \tau}^+ + \left( 2cg_T^- + \alpha (f^- g^-)_{\xi_-} + \beta c^2 g_{\xi_- \xi_- \xi_-}^- \right)_{\xi_-} - \gamma g^- \\ &\quad - g_{\tau\tau}^- - g_{\tau\tau}^+ + \left( -2cg_T^+ + \alpha (f^+ g^+)_{\xi_+} + \beta c^2 g_{\xi_+ \xi_+ \xi_+}^+ \right)_{\xi_+} - \gamma g^+ \\ &\quad + \alpha \left( f_{\xi_- \xi_-}^- g^+ + 2f_{\xi_-}^- g_{\xi_+}^+ + f^- g_{\xi_+ \xi_+}^+ + g_{\xi_- \xi_-}^- f^+ + 2g_{\xi_-}^- f_{\xi_+}^+ + g^- f_{\xi_+ \xi_+}^+ \right) \\ &\quad + c_0 \alpha \cos(\omega t) \left( g_{\xi_- \xi_-}^- + g_{\xi_+ \xi_+}^+ \right). \end{aligned} \quad (2.30)$$

Substituting (2.24) into (2.30) and averaging with respect to  $x$  at constant  $\xi_-$  or constant  $\xi_+$  yields

$$\begin{aligned} \pm 2ch_{\xi_\pm \tau}^\pm &= \theta \left( \mp 2cf_T^\pm + \alpha f^\pm f_{\xi_\pm}^\pm + \beta c^2 f_{\xi_\pm \xi_\pm \xi_\pm}^\pm \right)_{\xi_\pm} - \theta \gamma f_{\xi_\pm}^\pm \\ &\quad \left( \mp 2cG_T^\pm + \alpha (f^\pm G^\pm)_{\xi_\pm} + \beta c^2 G_{\xi_\pm \xi_\pm \xi_\pm}^\pm \right)_{\xi_\pm} - \gamma G^\pm \\ &\quad \pm \theta \gamma f_{\xi_\pm}^\pm \pm \theta c_0 \alpha \cos(\sqrt{\gamma} \tau) f_{\xi_\pm \xi_\pm \xi_\pm}^\pm. \end{aligned} \quad (2.31)$$

Differentiating (2.23) with respect to the appropriate characteristic variable, we can eliminate the first line from (2.31) and therefore we have an expression for  $h_{\xi_\pm \tau}^\pm$  of the form

$$h_{\xi_\pm \tau}^\pm = \frac{\theta \gamma}{2c} f_{\xi_\pm}^\pm + \frac{\theta c_0 \alpha}{2c} \cos(\sqrt{\gamma} \tau) f_{\xi_\pm \xi_\pm \xi_\pm}^\pm + \tilde{G}^\pm(\xi_\pm, T), \quad (2.32)$$

where

$$\tilde{G}^\pm(\xi_\pm, T) = \left( \mp 2cG_T^\pm + \alpha (f^\pm G^\pm)_{\xi_\pm} + \beta c^2 G_{\xi_\pm \xi_\pm \xi_\pm}^\pm \right)_{\xi_\pm} - \gamma G^\pm. \quad (2.33)$$

To avoid secular terms we require that  $\tilde{G}^\pm = 0$ . Therefore we have an equation for  $G^\pm$  of the form

$$\left( \mp 2cG_T^\pm + \alpha (f^\pm G^\pm)_{\xi_\pm} + \beta c^2 G_{\xi_\pm \xi_\pm \xi_\pm}^\pm \right)_{\xi_\pm} = \gamma G^\pm. \quad (2.34)$$

At this stage we note that the initial condition for  $G^\pm$ , as derived in (2.29), is  $G^\pm|_{T=0} = 0$  and therefore we see that  $G^\pm = 0$  for all times. Integrating (2.32) we obtain

$$h^\pm = \frac{\gamma}{2c} \frac{\partial_\tau^{-1} \theta}{f^\pm} - \frac{\gamma (\partial_\tau^{-1} \theta)^2}{2} f_{\xi_\pm \xi_\pm}^\pm + \phi^\pm(\xi_\pm, T). \quad (2.35)$$

Substituting (2.35) into (2.30) and integrating with respect to the characteristic variables we obtain

$$R(\xi_-, \xi_+, \tau, T) = \psi^+(\xi_+, \tau, T) + \psi^-(\xi_-, \tau, T) + \psi_c(\xi_-, \xi_+, \tau, T), \quad (2.36)$$

where

$$\psi_c = -\frac{\alpha}{4c^2} \left( f^- f_{\xi_+}^+ - f_{\xi_-}^- f^+ + f_{\xi_+ \xi_+} \int_{-L}^{\xi_-} f^-(\sigma) d\sigma - f_{\xi_- \xi_-}^- \int_{-L}^{\xi_+} f^+(\sigma) d\sigma \right). \quad (2.37)$$

We once again update our weakly-nonlinear solution:

$$\begin{aligned} u(x, t) &= f^+(\xi_+, T) + f^-(\xi_-, T) + \sqrt{\epsilon} [g^+(\xi_+, \tau, T) + g^-(\xi_-, \tau, T)] \\ &\quad + \epsilon [h^+(\xi_+, \tau, T) + h^-(\xi_-, \tau, T) + h_c(\xi_-, \xi_+, T)] \\ &\quad + \epsilon^{3/2} [\psi^+(\xi_+, \tau, T) + \psi^-(\xi_-, \tau, T) + \psi_c(\xi_-, \xi_+, \tau, T)] \\ &\quad + \epsilon^2 S(\xi_-, \xi_+, \tau, T) + O(\epsilon^{5/2}). \end{aligned} \quad (2.38)$$

Substituting (2.38) into the initial conditions (2.9) and now collecting terms at  $O(\epsilon)$  we obtain

$$\begin{cases} h^- + h^+ + h_c|_{T=0} = 0, \\ f_T^- + f_T^+ + g_\tau^- + g_\tau^+ - ch_{\xi_-}^- + ch_{\xi_+}^+ - ch_{c\xi_-} + ch_{c\xi_+}|_{T=0} = 0 \end{cases} \Rightarrow \phi^\pm|_{T=0} = \frac{1}{2c} \left( cJ(\xi_\pm, \tau, T) \mp \int_{-L}^{x^\pm t} K(\sigma, \tau, T) d\sigma \right) \Big|_{T=0},$$

where we define

$$\begin{aligned} J &= -h_c - \frac{\gamma}{2c} \frac{\partial_\tau^{-1} \theta}{f^-} + \frac{\gamma (\partial_\tau^{-1} \theta)^2}{2} f_{\xi_- \xi_-}^- - \frac{\gamma}{2c} \frac{\partial_\tau^{-1} \theta}{f^+} + \frac{\gamma (\partial_\tau^{-1} \theta)^2}{2} f_{\xi_+ \xi_+}^+, \\ K &= f_T^- + f_T^+ + \frac{\gamma}{2c} \frac{\partial_\tau^{-1} \theta}{f_{\xi_-}^-} - \frac{\gamma}{2c} \frac{\partial_\tau^{-1} \theta}{f_{\xi_+}^+} + \frac{\gamma (\partial_\tau^{-1} \theta)^2}{2} f_{\xi_- \xi_-}^- \\ &\quad - \frac{\gamma (\partial_\tau^{-1} \theta)^2}{2} f_{\xi_+ \xi_+}^+ - h_{c\xi_-} + h_{c\xi_+}. \end{aligned} \quad (2.39)$$

Finally, at  $O(\epsilon^2)$  we obtain

$$\begin{aligned} -4c^2 S_{\xi_- \xi_+} &= -2g_{\tau T}^- - 2g_{\tau T}^+ - f_{TT}^- - f_{TT}^+ - h_{\tau\tau}^- - h_{\tau\tau}^+ + 2ch_{\xi_- \tau}^- - 2ch_{\xi_+ \tau}^+ + 2ch_{c\xi_- T}^- \\ &\quad - 2ch_{c\xi_+ T}^+ + 2c\psi_{\xi_- \tau}^- - 2c\psi_{\xi_+ \tau}^+ + \alpha (f^- h^-)_{\xi_- \xi_-} + \alpha (f^+ h^+)_{\xi_+ \xi_+} \\ &\quad + \frac{\alpha}{2} (g^{-2})_{\xi_- \xi_-} + \frac{\alpha}{2} (g^{+2})_{\xi_+ \xi_+} + \beta c^2 h_{\xi_- \xi_- \xi_- \xi_-}^- + \beta c^2 h_{\xi_+ \xi_+ \xi_+ \xi_+}^+ - \gamma h^- - \gamma h^+ \\ &\quad + c_0 \alpha \cos(\omega t) (h_{\xi_- \xi_-}^- + h_{\xi_+ \xi_+}^+) - 2c\beta g_{\xi_- \xi_- \xi_- \tau}^- + 2c\beta g_{\xi_+ \xi_+ \xi_+ \tau}^+ \\ &\quad - 2c\beta f_{\xi_- \xi_- \xi_- T}^- + 2c\beta f_{\xi_+ \xi_+ \xi_+ T}^+ - 4\mu c, \end{aligned} \quad (2.40)$$

where the last term  $\mu_c$  contains all the coupling terms between  $f^\pm$ ,  $g^\pm$  and  $h^\pm$ . When averaging (2.40) with respect to  $x$  at constant  $\xi_-$  or constant  $\xi_+$ , the coupling terms are averaged out and therefore the averaging yields

$$\pm 2c\psi_{\xi_\pm\tau}^\pm = H_1^\pm(\xi_\pm, \tau, T) + H_2^\pm(\xi_\pm, T), \quad (2.41)$$

where the functions  $H_1^\pm$ ,  $H_2^\pm$  are found from (2.40). Integrating (2.41) with respect to the relevant characteristic variables, we see that to avoid secular terms we require  $H_2^\pm = 0$ , implying

$$\begin{aligned} \left( \mp 2c\phi_T^\pm + \alpha (f^\pm \phi^\pm)_{\xi_\pm} + \beta c^2 \phi_{\xi_\pm \xi_\pm \xi_\pm}^\pm \right)_{\xi_\pm} &= \gamma \phi^\pm + f_{TT}^\pm \mp 2c\beta f_{\xi_\pm \xi_\pm \xi_\pm T}^\pm \\ &+ \frac{\gamma \tilde{\theta}^2}{2} f_{\xi_\pm \xi_\pm}^\pm - \frac{\alpha \tilde{\theta}^2}{2} (f_{\xi_\pm}^{\pm 2})_{\xi_\pm \xi_\pm}, \end{aligned} \quad (2.42)$$

where

$$\tilde{\theta} = \frac{\theta}{\sin(\sqrt{\gamma}\tau)} = \frac{\alpha c_0}{2\sqrt{\gamma}}. \quad (2.43)$$

At this stage we have fully defined all functions present at  $O(\epsilon)$ , but the procedure can be continued to any order.

To summarise, returning to the original variables, the weakly-nonlinear d'Alembert-type solution of the original Cauchy problem (2.1), (2.2) takes the form

$$\begin{aligned} u(x, t) &= c_0 \cos \omega t + f^+(\xi_+, T) + f^-(\xi_-, T) + \sqrt{\epsilon} [g^+(\xi_+, \tau, T) + g^-(\xi_-, \tau, T)] \\ &+ \epsilon [h^+(\xi_+, \tau, T) + h^-(\xi_-, \tau, T) + h_c(\xi_-, \xi_+, T)] + O(\epsilon^{3/2}), \end{aligned} \quad (2.44)$$

where the leading order function  $f^+(\xi_+, T)$  and  $f^-(\xi_-, T)$  satisfy two independent Ostrovsky equations

$$\left( \mp 2cf_T^\pm + \alpha f^\pm f_{\xi_\pm}^\pm + \beta c^2 f_{\xi_\pm \xi_\pm \xi_\pm}^\pm \right)_{\xi_\pm} = \gamma f^\pm, \quad (2.45)$$

which should be solved subject to the following initial conditions

$$f^\pm|_{T=0} = \frac{1}{2c} \left( c[F(\xi_\pm) - c_0] \pm \int_{-L}^{\xi_\pm} V(\sigma) d\sigma \right). \quad (2.46)$$

The accuracy of this leading order solution is easily improved by adding terms of  $O(\sqrt{\epsilon})$ , where

$$g^\pm = \pm \frac{c_0 \alpha}{2c\sqrt{\gamma}} \sin(\sqrt{\gamma}\tau) f_{\xi_\pm}^\pm = \pm \theta f_{\xi_\pm}^\pm, \quad (2.47)$$

and we have introduced the coefficient

$$\theta = \frac{\alpha c_0}{2\sqrt{\gamma}} \sin(\sqrt{\gamma}\tau). \quad (2.48)$$

To improve the accuracy of the solution even further, we need to add the  $O(\epsilon)$  terms, where

$$h^\pm = \frac{\gamma}{2c} \partial_\tau^{-1} \theta f^\pm - \frac{\gamma (\partial_\tau^{-1} \theta)^2}{2} f_{\xi_\pm \xi_\pm}^\pm + \phi^\pm(\xi_\pm, T), \quad (2.49)$$

$$h_c = -\frac{\alpha}{4c^2} \left( 2f^- f^+ + f_{\xi_-}^- \int_{-L}^{\xi_+} f^+(\sigma) d\sigma + f_{\xi_+}^+ \int_{-L}^{\xi_-} f^-(\sigma) d\sigma \right), \quad (2.50)$$

and the functions  $\phi^\pm(\xi_\pm, T)$  are found by solving the linearised Ostrovsky equations

$$\begin{aligned} \left( \mp 2c\phi_T^\pm + \alpha (f^\pm \phi^\pm)_{\xi_\pm} + \beta c^2 \phi_{\xi_\pm \xi_\pm \xi_\pm}^\pm \right)_{\xi_\pm} &= \gamma \phi^\pm + f_{TT}^\pm \mp 2c\beta f_{\xi_\pm \xi_\pm \xi_\pm T}^\pm \\ &+ \frac{\gamma \tilde{\theta}^2}{2} f_{\xi_\pm \xi_\pm}^\pm - \frac{\alpha \tilde{\theta}^2}{2} (f_{\xi_\pm}^{\pm 2})_{\xi_\pm \xi_\pm}, \end{aligned} \quad (2.51)$$

subject to the initial conditions

$$\phi^\pm|_{T=0} = \frac{1}{2c} \left( cJ(\xi_\pm, \tau, T) \mp \int_{-L}^{\xi_\pm} K(x, \tau, T) dx \right) \Big|_{T=0}, \quad (2.52)$$

where the functions  $J(\xi_\pm, \tau, T)$  and  $K(x, \tau, T)$  are given by the formulae (2.39).

Validity of the asymptotic expansion (2.44) follows from Theorem 2 of Ref. [41], where rigorous estimates for the error terms have been obtained in appropriate function spaces. We would like to emphasise that the Ostrovsky equations (2.45) derived for the deviation from the mean have the same form as the usual Ostrovsky equations with constant coefficients, which can be derived from the original problem formulation. However, they are now solved for initial conditions which by construction have zero mass. Thus, the “zero-mass contradiction” has been by-passed.

### 3 Periodic solutions on a finite interval

In this section we compare the weakly-nonlinear solution (2.44) to the “exact” solution of the Cauchy problem (2.1), (2.2), obtained by direct numerical simulations. We compare several approximations with an increasing number of terms and perform the error analysis. Let us denote the direct numerical solution to (2.1), (2.2) as  $u_{\text{num}}$ , weakly-nonlinear solution (2.44) with only the leading order terms included as  $u_1$ , with terms up to and including  $O(\sqrt{\epsilon})$  terms as  $u_2$  and with terms up to and including  $O(\epsilon)$  as  $u_3$ . We consider the maximum absolute error over  $x$ , defined as

$$e_i = \max_{-L \leq x \leq L} |u_{\text{num}}(x, t) - u_i(x, t)|, \quad i = 1, 2, 3, \quad (3.1)$$

and use a least-squares power fit to determine how the maximum absolute error varies with the small parameter  $\epsilon$ . Therefore we write the errors in the form

$$\exp[e_i] = C_i \epsilon^{\alpha_i}, \quad (3.2)$$

and take the logarithm of both sides to form the error plot (the exponential factor is included so that we have  $e_i$  as the plotting variable). The values of  $C_i$  and  $\alpha_i$  are found using the MATLAB function *polyfit*.

#### 3.1 Example 1: $c = \alpha = \beta = 1$ , $\gamma = 0.1$ and $\gamma = 0.5$

In this section we solve (2.1) with  $c = \alpha = \beta = 1$ . To determine the initial condition, we note that the leading order weakly-nonlinear solution is governed by the Ostrovsky equation (2.45) which, if we take  $\gamma = 0$ , will reduce to a KdV equation. We take the solitary wave solution of this equation constructed in the usual way. We add a constant to increase the mean value of the initial condition (and therefore the value of  $c_0$ ), and to initiate non-trivially evolving solution. Explicitly we take

$$u(x, 0) = A \operatorname{sech}^2\left(\frac{x}{\Lambda}\right) + d, \quad (3.3)$$

$$u_t(x, 0) = \frac{2cA}{\Lambda} \operatorname{sech}^2\left(\frac{x}{\Lambda}\right) \tanh\left(\frac{x}{\Lambda}\right), \quad (3.4)$$

Value of $\gamma$	$d = 1$		$d = 4$		$d = 7$	
	$\alpha_1$	$C_1$	$\alpha_1$	$C_1$	$\alpha_1$	$C_1$
$\gamma = 0.1$	0.478	-0.471	0.468	0.742	0.466	1.274
$\gamma = 0.3$	0.559	-0.260	0.504	0.552	0.500	1.070
$\gamma = 0.5$	0.704	0.904	0.519	0.457	0.500	0.838

Table 1: Maximum absolute error scaling parameters for the leading order weakly-nonlinear solution for the initial condition in (3.4). The domain lengths and parameters are  $\alpha = \beta = c = 1$ ,  $L = 40$  and  $k = 1/\sqrt{3}$ .

where  $d$  is a constant and we have

$$A = \frac{6ck^2}{\alpha}, \quad \Lambda = \frac{\sqrt{2c\beta}}{k}, \quad k = \sqrt{\frac{\alpha}{3c}}. \quad (3.5)$$

The mean value term  $c_0$  is given by

$$c_0 = d + \frac{A\Lambda}{2L} (\tanh(L) - \tanh(-L)) \approx d + \frac{A\Lambda}{L} \quad \text{for sufficiently large } L. \quad (3.6)$$

The initial condition for  $f^-$  is chosen using (2.18) and is the same as  $u(x, 0)$ , while we have  $f^+ = 0$ . The initial conditions for the functions  $\phi^\pm$  are chosen using the formulae (2.39).

We compute the results for various values of  $\gamma$  and  $d$  (corresponding to different values of  $c_0$ ). In Figure 1 we show that, for  $\gamma = 0.1$ , an increase in  $d$  from  $d = 1$  to  $d = 7$  increases the error in the solution (the weakly-nonlinear solution is less accurate). The same behaviour occurs in Figure 2, and by comparison to Figure 1 we see that an increase in  $\gamma$  from  $\gamma = 0.1$  to  $\gamma = 0.5$  also increases the error.

To further understand the behaviour of the errors, we plot the corresponding error curves for the cases shown in Figures 1 and 2. These results are presented in Figure 3 and Figure 4 for  $\gamma = 0.1$  and  $\gamma = 0.5$ , respectively. We see that the error curves in Figure 3 have slope 0.5, 1 and 1.5, corresponding to errors at  $O(\sqrt{\epsilon})$ ,  $O(\epsilon)$  and  $O(\epsilon^{3/2})$  respectively. This can be understood from (2.44), as the inclusion of terms at a given order of the expansion will result in errors at the next order. An interesting observation is that, as  $\gamma$  increases for a fixed value of  $d$ , the value of  $e_1$  tends to  $e_2$  and similarly  $e_3$  tends to the value expected with the inclusion of the next order of terms, i.e. from 1.5 to 2. Analysing the form of equation (2.24) shows that, as  $\gamma$  increases, the magnitude of these terms decreases. However, from the initial condition for  $\phi$  as given in (2.39), the magnitude of  $\phi$  will increase as  $\gamma$  increases. Therefore the gradient of the error curves will tend to integer powers of epsilon, so the fractional powers will tend to the next largest integer power.

A further observation is that the increase of  $d$  will result in an increase in the errors, as we saw in Figure 1 and Figure 2. This can be seen by comparing the two images in Figure 3 and again in Figure 4. Furthermore, the gradient of the error curves tends towards the expected theoretical values as the value of  $c_0$  increases. This is expected as the magnitude of the terms in (2.24) increase as  $d$  increases.

To identify this behaviour more clearly, we tabulate the values of  $e_i$ ,  $i = \overline{1, 3}$  for a range of values of  $d$  and  $\gamma$ . These results are shown in Tables 1, 2 and 3. From these Tables we clearly see that the error values are close to the theoretical values for  $\gamma = 0.1$ , while for a larger value of  $\gamma = 0.5$  they tend towards the theoretical values with the increase of  $d$ . We also confirm that, as  $\gamma$  increases, the values of  $e_1$  and  $e_3$  tend to the next largest integer value.

A further interesting point arises from Figures 3 and 4. There will be a value of  $\epsilon$  where the error curves intercept, suggesting that, for applications of the weakly-nonlinear

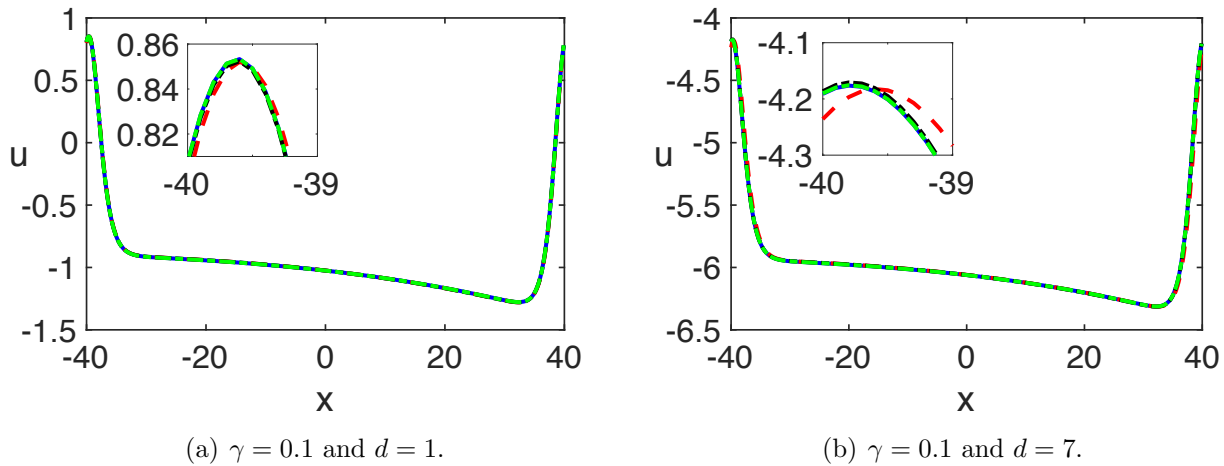


Figure 1: A comparison of the numerical solution (solid, blue) at  $t = 1/\epsilon$  and the weakly-nonlinear solution including leading order (dashed, red),  $O(\sqrt{\epsilon})$  (dash-dot, black) and  $O(\epsilon)$  (dotted, green) corrections, for (a)  $d = 1$  and (b)  $d = 7$ . Parameters are  $L = 40$ ,  $N = 800$ ,  $k = 1/\sqrt{3}$ ,  $\alpha = \beta = c = 1$ ,  $\gamma = 0.1$ ,  $\epsilon = 0.001$ ,  $\Delta t = 0.01$  and  $\Delta T = \epsilon \Delta t$ . The solution agrees reasonably well to leading order, and this agreement is improved with the addition of higher order corrections.

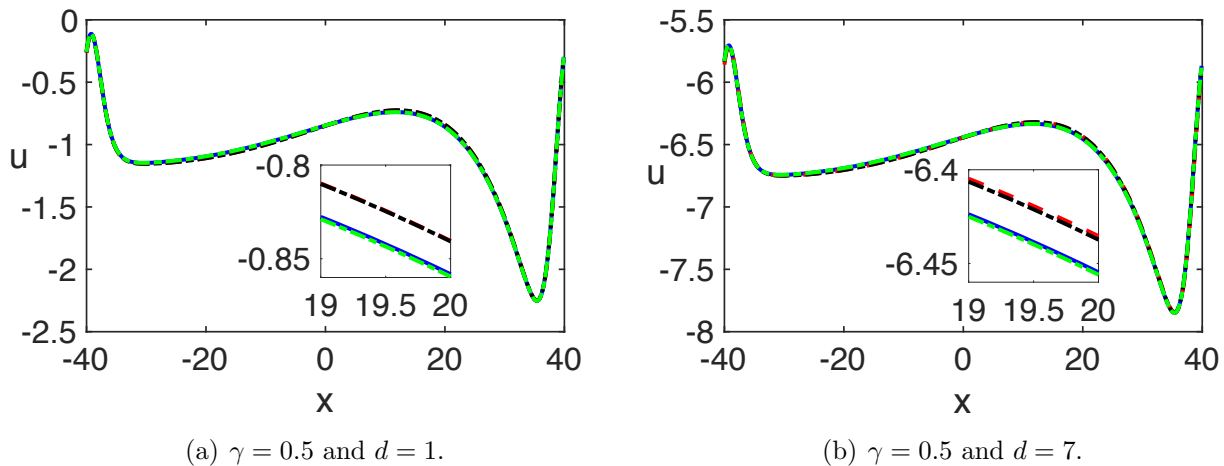


Figure 2: A comparison of the numerical solution (solid, blue) at  $t = 1/\epsilon$  and the weakly-nonlinear solution including leading order (dashed, red),  $O(\sqrt{\epsilon})$  (dash-dot, black) and  $O(\epsilon)$  (dotted, green) corrections, for (a)  $d = 1$  and (b)  $d = 7$ . Parameters are  $L = 40$ ,  $N = 800$ ,  $k = 1/\sqrt{3}$ ,  $\alpha = \beta = c = 1$ ,  $\gamma = 0.5$ ,  $\epsilon = 0.001$ ,  $\Delta t = 0.01$  and  $\Delta T = \epsilon \Delta t$ . The solution agrees well to leading order, and this agreement is improved with the addition of higher order corrections.

solution, the inclusion of higher order terms only improves the solution when  $\epsilon$  is below the values of the intercepts. We introduce the following notations:

$$\epsilon_1 = \text{Intercept of } e_1 \text{ and } e_2 \text{ curves,} \quad \epsilon_2 = \text{Intercept of } e_2 \text{ and } e_3 \text{ curves.} \quad (3.7)$$

More precisely,  $\epsilon_1$  is the intercept of the leading order and  $O(\sqrt{\epsilon})$  error curves, and  $\epsilon_2$  is the intercept of the  $O(\sqrt{\epsilon})$  and  $O(\epsilon)$  error curves. We can calculate this using the values from Tables 1 - 3 and the results are shown in Table 4. We can see that, in general, an increase in  $\gamma$  results in a smaller value of  $\epsilon_1$  or  $\epsilon_2$  i.e. as  $\gamma$  increases we require a smaller value of  $\epsilon$  to improve the accuracy of the solution with the inclusion of higher order terms.

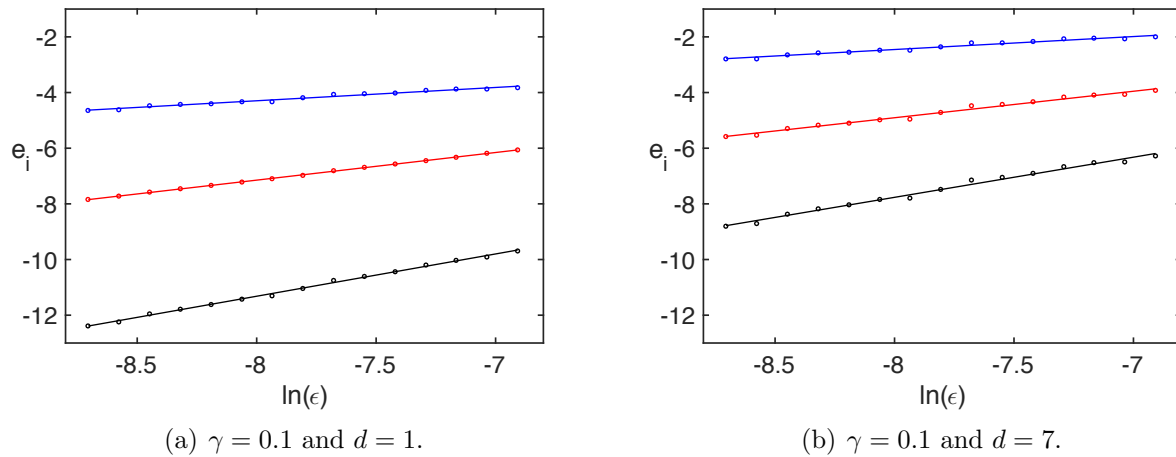


Figure 3: A comparison of error curves for varying values of  $\epsilon$ , at  $t = 1/\epsilon$ , for the weakly-nonlinear solution including leading order (upper, blue),  $O(\sqrt{\epsilon})$  (middle, red) and  $O(\epsilon)$  (lower, black) corrections, for (a)  $d = 1$  and (b)  $d = 7$ . Parameters are  $L = 40$ ,  $N = 800$ ,  $k = 1/\sqrt{3}$ ,  $\alpha = \beta = c = 1$ ,  $\gamma = 0.1$ ,  $\Delta t = 0.01$  and  $\Delta T = \epsilon \Delta t$ . The inclusion of more terms in the expansion increases the accuracy, and the errors increase for larger values of  $d$ .

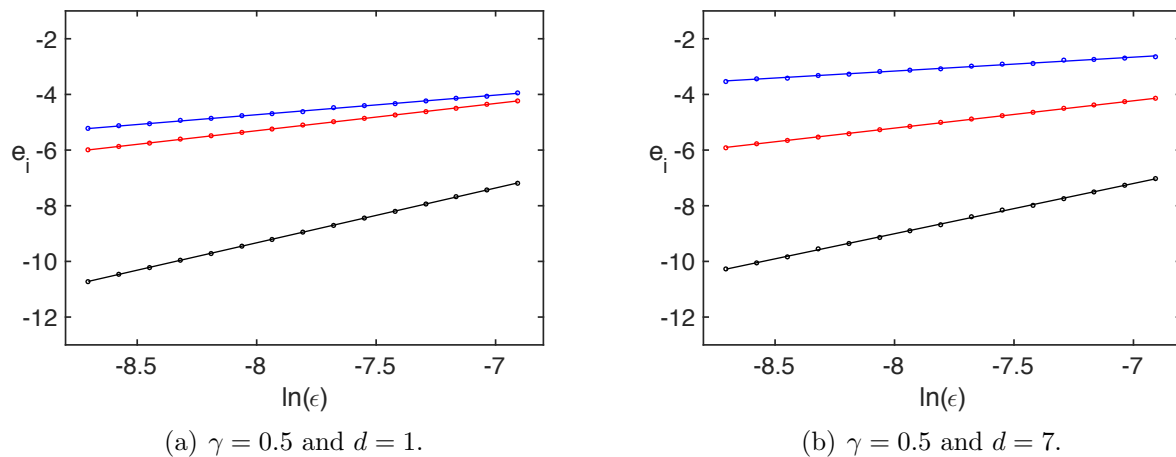


Figure 4: A comparison of error curves for varying values of  $\epsilon$ , at  $t = 1/\epsilon$ , for the weakly-nonlinear solution including leading order (upper, blue),  $O(\sqrt{\epsilon})$  (middle, red) and  $O(\epsilon)$  (lower, black) corrections, for (a)  $d = 1$  and (b)  $d = 7$ . Parameters are  $L = 40$ ,  $N = 800$ ,  $k = 1/\sqrt{3}$ ,  $\alpha = \beta = c = 1$ ,  $\gamma = 0.5$ ,  $\Delta t = 0.01$  and  $\Delta T = \epsilon \Delta t$ . The inclusion of more terms in the expansion increases the accuracy, and the errors increase for larger values of  $d$ . The upper and lower curves are steeper for smaller values of  $d$ , and tend to their theoretical values as  $d$  increases.

Value of $\gamma$	$d = 1$		$d = 4$		$d = 7$	
	$\alpha_2$	$C_2$	$\alpha_2$	$C_2$	$\alpha_2$	$C_2$
$\gamma = 0.1$	0.993	0.795	0.962	1.848	0.952	2.707
$\gamma = 0.3$	0.988	1.819	0.989	1.947	0.991	2.268
$\gamma = 0.5$	0.979	2.529	0.980	2.565	0.982	2.645

Table 2: Maximum absolute error scaling parameters for the weakly-nonlinear solution including  $O(\sqrt{\epsilon})$  terms for the initial condition in (3.4). The domain lengths and parameters are  $\alpha = \beta = c = 1$ ,  $L = 40$  and  $k = 1/\sqrt{3}$ .

Value of $\gamma$	$d = 1$		$d = 4$		$d = 7$	
	$\alpha_3$	$C_3$	$\alpha_3$	$C_3$	$\alpha_3$	$C_3$
$\gamma = 0.1$	1.519	0.835	1.455	2.505	1.443	3.776
$\gamma = 0.3$	1.920	4.755	1.643	3.290	1.528	3.310
$\gamma = 0.5$	1.969	6.418	1.913	6.071	1.805	5.434

Table 3: Maximum absolute error scaling parameters for the weakly-nonlinear solution including  $O(\epsilon)$  terms for the initial condition in (3.4). The domain lengths and parameters are  $\alpha = \beta = c = 1$ ,  $L = 40$  and  $k = 1/\sqrt{3}$ .

Value of $\gamma$	Intercept value $\epsilon_1$			Intercept value $\epsilon_2$		
	$d = 1$	$d = 4$	$d = 7$	$d = 1$	$d = 4$	$d = 7$
$\gamma = 0.1$	0.0856	0.1066	0.0524	0.9268	0.2638	0.1134
$\gamma = 0.3$	0.0079	0.0563	0.0872	0.0428	0.1283	0.1436
$\gamma = 0.5$	0.0027	0.0103	0.0235	0.0197	0.0233	0.0337

Table 4: Intercept point of error curves in Figures 3 and 4, in terms of  $\epsilon$ , representing the maximum value of  $\epsilon$  at which the inclusion of  $O(\sqrt{\epsilon})$  or  $O(\epsilon)$  terms will decrease the error.

Another observation is that, for  $\gamma > 0.1$ , as  $d$  increases we see a corresponding increase in  $\epsilon_1$  or  $\epsilon_2$ . This suggests that for large  $\gamma$ , when a small value of  $\epsilon_1$  and  $\epsilon_2$  is required to validate the inclusion of higher order terms from the weakly-nonlinear expansion, the threshold is increased with an increase in  $d$ . More importantly, in all cases here we have  $\epsilon_1 < \epsilon_2$  and therefore, if the inclusion of  $O(\sqrt{\epsilon})$  terms improves the accuracy of the solution for the choice of  $\epsilon$ , then the inclusion of  $O(\epsilon)$  terms will also improve the accuracy of the solution, without further restriction on  $\epsilon$ .

### 3.2 Example 2: $c = \alpha = \beta = 2$ , $\gamma = 0.1$ and $\gamma = 0.5$

We now consider the system with a higher characteristic speed, namely that  $c = 2$  and we also vary the values of  $\alpha$  and  $\beta$ , so we take  $\alpha = \beta = 2$ . As was done in Section 3.1, we compare the solution to the initial-value problem (2.1), (2.2) to the weakly-nonlinear solution with an increasing number of terms included in the expansion. The initial conditions take the same form as Section 3.1 with the new coefficients, so for  $u(x, 0)$  we have (3.4), the initial condition for  $f^\pm$  is found from (2.18) and the initial conditions for  $\phi^\pm$  are given by (2.39).

We plot the results for  $\gamma = 0.1$  and  $\gamma = 0.5$ , with  $d = 1$  and  $d = 7$ , for direct comparison with the results for  $c = 1$ , in Figures 5 and 6. We can see that there is a larger phase shift in these cases; comparing directly between the cases for  $\gamma = 0.5$  when  $c = 1$  and  $c = 2$ , we see that the phase shift of the leading order solution (red line) is distinctly larger in the latter case than the former. Furthermore, the difference between the cases including terms up to  $O(\sqrt{\epsilon})$  and terms up to  $O(\epsilon)$  are more clearly highlighted in this case than the previous results for  $c = 1$ , as can again be seen clearly from Figure 5 and 6 for the enhanced inserts in each image.

As before we plot the corresponding error curves for the cases in Figures 5 and 6. These results are presented in Figure 7 and Figure 8 for  $\gamma = 0.1$  and  $\gamma = 0.5$ , respectively. We again see that the error curves in Figure 7 have slope 0.5, 1 and 1.5, as expected. It is worth noting that the errors are similar to their previous cases for  $c = 1$ . However, as  $\gamma$  increases, while the curves for the leading order and the inclusion of  $O(\sqrt{\epsilon})$  terms do tend towards each other as in the case for  $c = 1$ , the rate at which this occurs is slower.

To inspect this behaviour further, we again tabulate the errors in Tables 5, 6 and 7 for

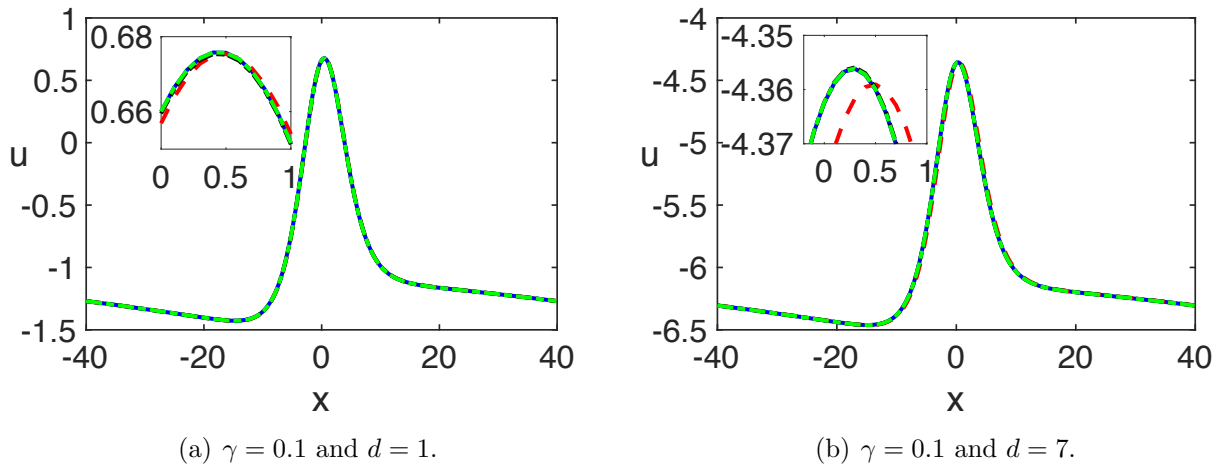


Figure 5: A comparison of the numerical solution (solid, blue) at  $t = 1/\epsilon$  and the weakly-nonlinear solution including leading order (dashed, red),  $O(\sqrt{\epsilon})$  (dash-dot, black) and  $O(\epsilon)$  (dotted, green) corrections, for (a)  $d = 1$  and (b)  $d = 7$ . Parameters are  $L = 40$ ,  $N = 800$ ,  $k = 1/\sqrt{3}$ ,  $\alpha = \beta = c = 2$ ,  $\gamma = 0.1$ ,  $\epsilon = 0.001$ ,  $\Delta t = 0.01$  and  $\Delta T = \epsilon \Delta t$ . The solution agrees reasonably well to leading order, and this agreement is improved with the addition of higher order corrections.

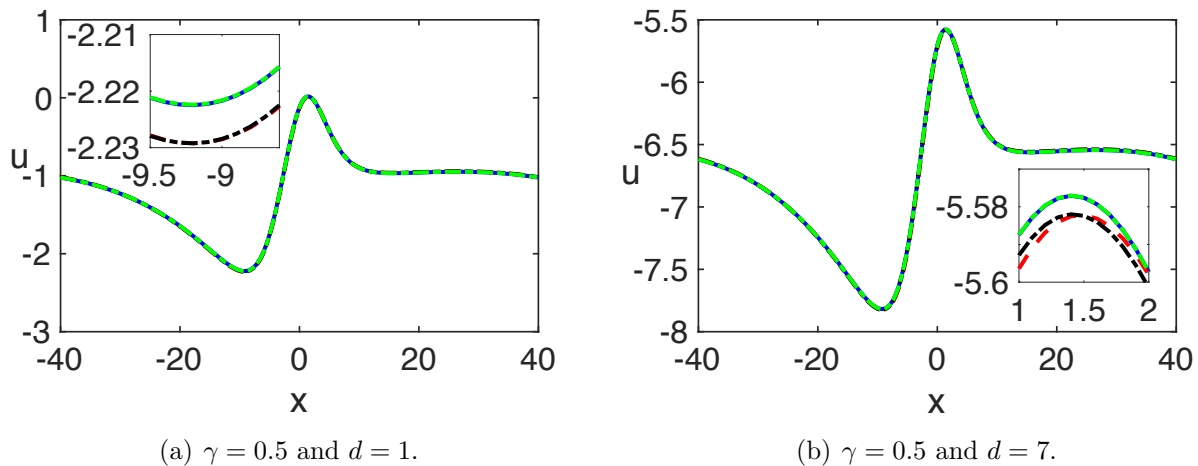


Figure 6: A comparison of the numerical solution (solid, blue) at  $t = 1/\epsilon$  and the weakly-nonlinear solution including leading order (dashed, red),  $O(\sqrt{\epsilon})$  (dash-dot, black) and  $O(\epsilon)$  (dotted, green) corrections, for (a)  $d = 1$  and (b)  $d = 7$ . Parameters are  $L = 40$ ,  $N = 800$ ,  $k = 1/\sqrt{3}$ ,  $\alpha = \beta = c = 2$ ,  $\gamma = 0.5$ ,  $\epsilon = 0.001$ ,  $\Delta t = 0.01$  and  $\Delta T = \epsilon \Delta t$ . The solution agrees reasonably well to leading order and this agreement is improved with the addition of higher order corrections.

the inclusion of leading order terms,  $O(\sqrt{\epsilon})$  and  $O(\epsilon)$  i.e.  $e_1$ ,  $e_2$  and  $e_3$ . The errors are close to the theoretical values as before, however the theoretical slope values are obtained for a wider range of  $\gamma$  and  $d$  values in contrast to the previous case for  $c = 1$ . If we analyse the form of the expressions in (2.44) we can see that, for  $O(\sqrt{\epsilon})$ , the term is identical to the previous case if  $c = \alpha$ , as we have here. However, for  $O(\epsilon)$  (as can be seen from (2.35)) the first term in this expression is smaller due to the divisor of  $2c$ . This is further reflected in the initial condition for  $\phi$ , as the terms from (2.35) are present here as well. Therefore, the values present at  $O(\epsilon)$  are likely to be smaller and therefore more distinct from the previous value at  $O(\sqrt{\epsilon})$ , resulting in the estimates being obtained more distinctly for the same set of  $\epsilon$  values as before. This behaviour is replicated for several

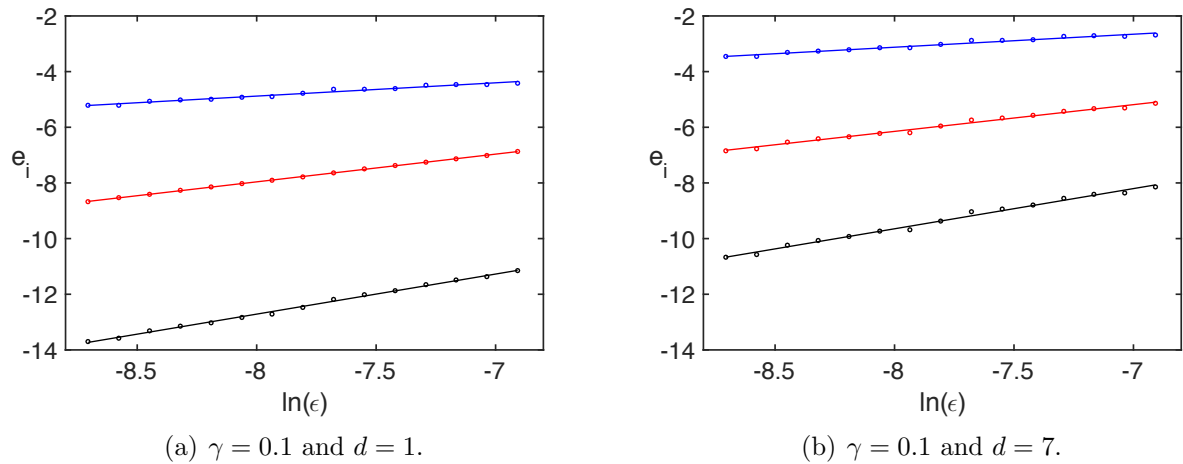


Figure 7: A comparison of error curves for varying values of  $\epsilon$ , at  $t = 1/\epsilon$ , for the weakly-nonlinear solution including leading order (upper, blue),  $O(\sqrt{\epsilon})$  (middle, red) and  $O(\epsilon)$  (lower, black) corrections, for (a)  $d = 1$  and (b)  $d = 7$ . Parameters are  $L = 40$ ,  $N = 800$ ,  $k = 1/\sqrt{3}$ ,  $\alpha = \beta = c = 2$ ,  $\gamma = 0.1$ ,  $\Delta t = 0.01$  and  $\Delta T = \epsilon \Delta t$ . The inclusion of more terms in the expansion increases the accuracy, and the errors increase for larger values of  $d$ .

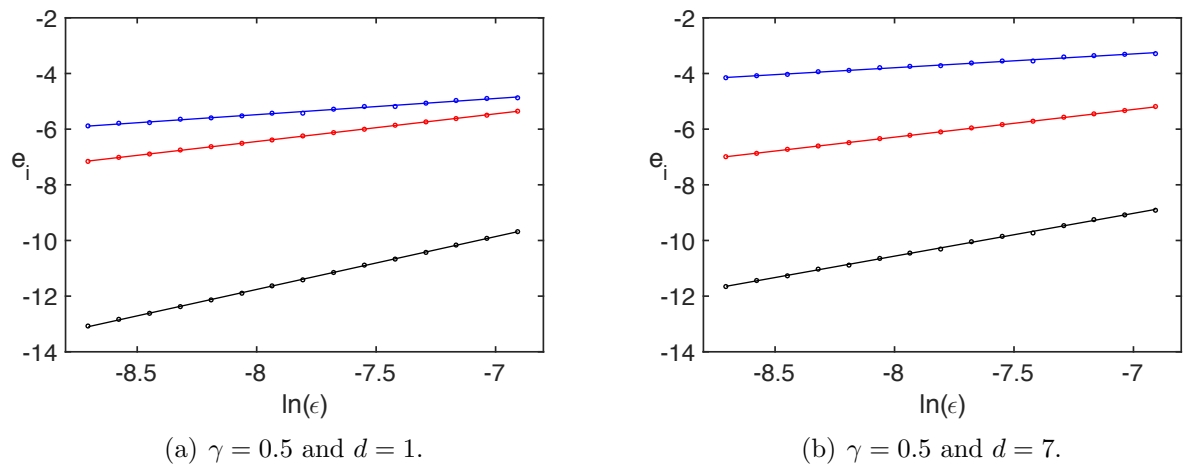


Figure 8: A comparison of error curves for varying values of  $\epsilon$ , at  $t = 1/\epsilon$ , for the weakly-nonlinear solution including leading order (upper, blue),  $O(\sqrt{\epsilon})$  (middle, red) and  $O(\epsilon)$  (lower, black) corrections, for (a)  $d = 1$  and (b)  $d = 7$ . Parameters are  $L = 40$ ,  $N = 800$ ,  $k = 1/\sqrt{3}$ ,  $\alpha = \beta = c = 2$ ,  $\gamma = 0.5$ ,  $\Delta t = 0.01$  and  $\Delta T = \epsilon \Delta t$ . The inclusion of more terms in the expansion increases the accuracy, and the errors increase for larger values of  $d$ . The upper and lower curves are steeper for smaller values of  $d$ , and tend to their theoretical values as  $d$  increases.

values of  $\gamma$  and  $d$ , and indeed while for large  $\gamma$  we see the slope values differing from their theoretical estimates, the magnitude of the divergence is less than the previous case.

As was seen in the case for  $c = 1$ , from Figures 3 and 4 we notice that there will be a value of  $\epsilon$  where the error curves intercept, suggesting that the inclusion of higher order terms only improves the solution when  $\epsilon$  is below the values of the intercepts. We again calculate this limit using the values from Tables 5 - 7 for each of the cases considered in Figures 3 and 4. The results are shown in Table 8.

Let us analyse the conclusions we drew for the previous case, referring to the notation in (3.7). As  $\gamma$  increases, we see that  $\epsilon_1$  decreases for all values of  $d$  whereas for  $\epsilon_2$ , in

Value of $\gamma$	$d = 1$		$d = 4$		$d = 7$	
	$\alpha_1$	$C_1$	$\alpha_1$	$C_1$	$\alpha_1$	$C_1$
$\gamma = 0.1$	0.477	-1.061	0.469	0.091	0.467	0.615
$\gamma = 0.3$	0.522	-1.154	0.498	-0.136	0.497	0.389
$\gamma = 0.5$	0.581	-0.828	0.501	-0.314	0.496	0.178

Table 5: Maximum absolute error scaling parameters for the leading order weakly-nonlinear solution for the initial condition in (3.4). The domain lengths and parameters are  $\alpha = \beta = c = 2$ ,  $L = 40$  and  $k = 1/\sqrt{3}$ .

Value of $\gamma$	$d = 1$		$d = 4$		$d = 7$	
	$\alpha_2$	$C_2$	$\alpha_2$	$C_2$	$\alpha_2$	$C_2$
$\gamma = 0.1$	0.996	0.007	0.974	0.825	0.961	1.540
$\gamma = 0.3$	0.996	0.893	0.996	1.063	0.996	1.348
$\gamma = 0.5$	0.995	1.514	0.995	1.576	0.996	1.679

Table 6: Maximum absolute error scaling parameters for the weakly-nonlinear solution including  $O(\sqrt{\epsilon})$  terms for the initial condition in (3.4). The domain lengths and parameters are  $\alpha = \beta = c = 2$ ,  $L = 40$  and  $k = 1/\sqrt{3}$ .

contrast to the previous case, as  $d$  increases this behaviour is reversed i.e. for  $d = 1$  we have that  $\epsilon_2$  decreases as  $\gamma$  increases, but for  $d = 7$  we have that  $\epsilon_2$  increases as  $\gamma$  increases. Thus, the detailed behaviour is dependent upon the coefficients in the equation.

The behaviour observed for increasing  $d$  is also different to the first example. For  $\gamma > 0.1$  we see that  $\epsilon_1$  increases as  $d$  increases, but for  $\epsilon_2$  there is no clear relation. This behaviour would need to be investigated further. As with the previous scenario, in almost all cases we see that  $\epsilon_1 < \epsilon_2$  and therefore, if the inclusion of  $O(\sqrt{\epsilon})$  terms improves the accuracy of the solution for the choice of  $\epsilon$ , then the inclusion of  $O(\epsilon)$  terms will also improve the accuracy of the solution, without further restriction on  $\epsilon$ .

There is one further conclusion that can be drawn by comparing the values obtained for the first example. In almost every case (the only exception being  $\gamma = 0.1$  and  $d = 7$ ) we have that  $\epsilon_i$  is smaller for the first example  $c = \alpha = \beta = 1$  than for the second case when  $c = \alpha = \beta = 2$ . This suggests that the threshold value of  $\epsilon$  increases when the coefficients increase and therefore an accurate weakly-nonlinear solution will be applicable for larger values of  $\epsilon$ .

Value of $\gamma$	$d = 1$		$d = 4$		$d = 7$	
	$\alpha_3$	$C_3$	$\alpha_3$	$C_3$	$\alpha_3$	$C_3$
$\gamma = 0.1$	1.440	-1.197	1.449	0.978	1.444	3.433
$\gamma = 0.3$	1.684	0.723	1.515	0.808	1.498	2.003
$\gamma = 0.5$	1.899	1.907	1.646	1.507	1.538	1.738

Table 7: Maximum absolute error scaling parameters for the weakly-nonlinear solution including  $O(\epsilon)$  terms for the initial condition in (3.4). The domain lengths and parameters are  $\alpha = \beta = c = 2$ ,  $L = 40$  and  $k = 1/\sqrt{3}$ .

Value of $\gamma$	Intercept value $\epsilon_1$			Intercept value $\epsilon_2$		
	$d = 1$	$d = 4$	$d = 7$	$d = 1$	$d = 4$	$d = 7$
$\gamma = 0.1$	0.1277	0.2338	0.1537	15.0550	0.7246	0.0199
$\gamma = 0.3$	0.0133	0.0900	0.1463	1.2803	1.6345	0.2712
$\gamma = 0.5$	0.0035	0.0218	0.0497	0.6474	1.1118	0.8969

Table 8: Intercept point of error curves in Figures 7 and 8, in terms of  $\epsilon$ , representing the maximum value of  $\epsilon$  at which the inclusion of  $O(\sqrt{\epsilon})$  or  $O(\epsilon)$  terms will decrease the error.

## 4 Localised solutions on a large interval

In this section we aim to reproduce the well-known scenario for a localised initial condition with non-zero mass on a large (“infinite”) interval, using our constructed solution. Previously, a similar comparison has been made within the scope of an initial-value problem for the regularised Boussinesq equation ( $\gamma = 0$ ) in [22, 41], and for zero-mass initial condition in the Boussinesq-type equation (1.2) in [41].

As discussed in [50] within the scope of a regularised Ostrovsky equation, a localised initial condition of a soliton type (with non-zero mass) evolves into a right-propagating wave packet with zero mass, while a fast moving left-propagating wave carries the “mass” away from this wave packet. This result was highlighted in numerical studies in [8], describing the evolution of the Ostrovsky equation with the KdV solitary wave initial condition, for various amplitudes of the soliton.

Firstly, we look at the differences in the exact (numerical) solutions of the Boussinesq-type equation (1.2) when the initial condition is taken either as an exact soliton solution of the respective Boussinesq equation ( $\gamma = 0$ ), or its approximation by the soliton solution of the Korteweg - de Vries (KdV) equation. Indeed, this is an approximation of the type used, for example, in the studies of the effect of rotation on an internal solitary wave in the ocean. The latter is approximated by the solution of the KdV equation.

Thus, the initial conditions take the form of either a right-propagating KdV soliton,

$$u(x, 0) = A \operatorname{sech}^2\left(\frac{x}{\Lambda}\right), \quad u_t(x, 0) = \frac{2cA}{\Lambda} \operatorname{sech}^2\left(\frac{x}{\Lambda}\right) \tanh\left(\frac{x}{\Lambda}\right), \quad (4.1)$$

where  $\Lambda = \sqrt{\frac{12}{A}}$ , or a right-propagating Boussinesq soliton,

$$u(x, 0) = A \operatorname{sech}^2\left(\frac{x}{\tilde{\Lambda}}\right), \quad u_t(x, 0) = \frac{2cA}{\tilde{\Lambda}} \operatorname{sech}^2\left(\frac{x}{\tilde{\Lambda}}\right) \tanh\left(\frac{x}{\tilde{\Lambda}}\right), \quad (4.2)$$

where  $\tilde{\Lambda} = \frac{2v\sqrt{2c\beta\epsilon}}{\sqrt{v^2 - c^2}}$  and  $v = \sqrt{c^2 + \frac{2c\alpha\epsilon A}{3}}$ , parametrised by the amplitude  $A$ . Both initial conditions have non-zero mass. The respective numerical solutions of the equation (1.2) are shown in Figure 9 in the characteristic reference frame, i.e.  $\tilde{x} = x - t$  and we omit the tilde in the figures. We can see that, on the full scale, there is no visible difference between the solutions. In the enhanced image to the right we see that there is a small phase shift between the main wavepackets moving to the right. The solution for the KdV soliton initial condition (blue, solid line) is moving slightly slower than the solution for the Boussinesq soliton (red, dashed line). In both cases, in the full scale image, we can also see the emergence of a fast moving left-propagating wave packet. This wave packet is generated from the initial soliton and carries the mass to the left, leaving a wave packet with zero mass, agreeing with the scenario described in [50]. In the remainder of this section we are using the KdV soliton initial condition (4.1).

Secondly, we compare our constructed solution (which by-passes the zero-mass contradiction) both with the exact (numerical) solution of the Boussinesq-type equation (1.2)

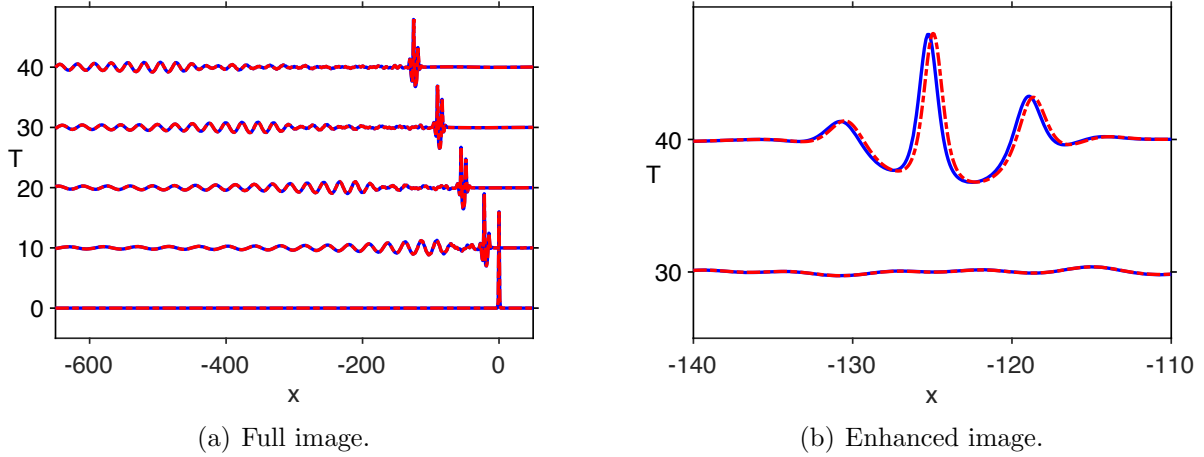


Figure 9: The solution of the Boussinesq-type equation presented at various times, for initial condition of a KdV soliton (blue, solid line) or a Boussinesq soliton (red, dashed line) in the moving reference frame, as presented for (a) the full domain, and (b) an enhanced domain. Parameters are  $L = 5,000$ ,  $N = 100,000$ ,  $A = 32$ ,  $c = 1$ ,  $\alpha = \beta = \gamma = 2$ ,  $\epsilon = 0.001$  and  $\Delta t = 0.01$ .

and with the corresponding direct solution of the Ostrovsky equation for non-zero mass initial conditions as modelled in [8]. Therefore, our comparisons in this section are restricted to the “leading-order solution” up to and including  $O(\sqrt{\epsilon})$  terms:

$$u(x, t) = c_0 \cos \omega t + f^- - \sqrt{\epsilon} \frac{\alpha c_0}{2\sqrt{\gamma}} \sin(\sqrt{\gamma\tau}) f_{\xi_-}^- + O(\epsilon), \quad (4.3)$$

where the function  $f^-$  solves the Ostrovsky equation

$$\left( 2cf_T^- + \alpha f^- f_{\xi_-}^- + \beta c^2 f_{\xi_- \xi_-}^- \right)_{\xi_-} = \gamma f^- \quad (4.4)$$

for the initial condition which has zero mass:

$$f^-|_{T=0} = A \operatorname{sech}^2\left(\frac{x}{\Lambda}\right) - c_0, \quad (4.5)$$

where  $c_0 = 2 \tanh L$ . (Validity of the constructed weakly-nonlinear solution up to  $O(\epsilon)$  has been illustrated in the previous section.)

We compare (4.3) - (4.5) with the direct solution of the Ostrovsky equation (4.4) for the initial condition with non-zero mass:

$$f^-|_{T=0} = A \operatorname{sech}^2\left(\frac{x}{\Lambda}\right), \quad (4.6)$$

and we compare both with the direct numerical solution of the Boussinesq-type equation (1.2) with the initial conditions (4.1).

We also make one comparison for a modified initial condition (3.4) on a finite periodic interval in order to better illustrate the difference between the behaviour of periodic solutions on a finite interval and localised solutions on a large interval. Indeed, solving the Ostrovsky equation directly for a localised initial condition with non-zero mass defined on a large interval gives a good approximation to the exact solution of the Cauchy problem for the Boussinesq-type equation (1.2), but using the same approach for periodic solutions with non-zero mass on a finite interval would lead to wrong results.

### 4.1 Example 1: $c = \alpha = \beta = 1, \gamma = 0.1$

In this example we consider a modification of the initial condition used in Section 5.2 of Ref. [41], i.e. choose the amplitude parameter  $A$  in (4.1) to be  $A = 1$ . The initial data is defined on a large domain, so we take  $L = 80$  and  $N = 1600$ . We compare the exact numerical solution with our leading-order solution (4.3), and the direct solution of the Ostrovsky equation (4.4) for the KdV soliton initial condition (4.6) (with non-zero mass) at the time  $t = 1/\epsilon$ , where  $\epsilon = 0.025$ . Thus, this is essentially the same example as in Ref. [41] but the initial condition has non-zero mass.

The results are plotted in Figure 10a, where the exact numerical solution (blue, solid line) is plotted against the leading order weakly-nonlinear solution (red, dashed line) and the direct solution of the Ostrovsky equation (black, dashed line). The errors are shown in Figure 10b, where the error for the weakly-nonlinear solution is a blue, solid line, and the error in the direct solution of the Ostrovsky equation is a red, dashed line. We can see that the solutions are similar but with a vertical shift between the weakly-nonlinear solution and the direct solution of the Ostrovsky equation. We note that the constructed leading-order weakly-nonlinear solution (4.3) more accurately resolves the amplitude of the main wave structure, but overall both solutions show good agreement with the direct numerical solution of the equation (1.2). The accuracy of the constructed weakly-nonlinear solution can be further improved by including higher-order terms (see the example in Section 5.2 in Ref. [41]).

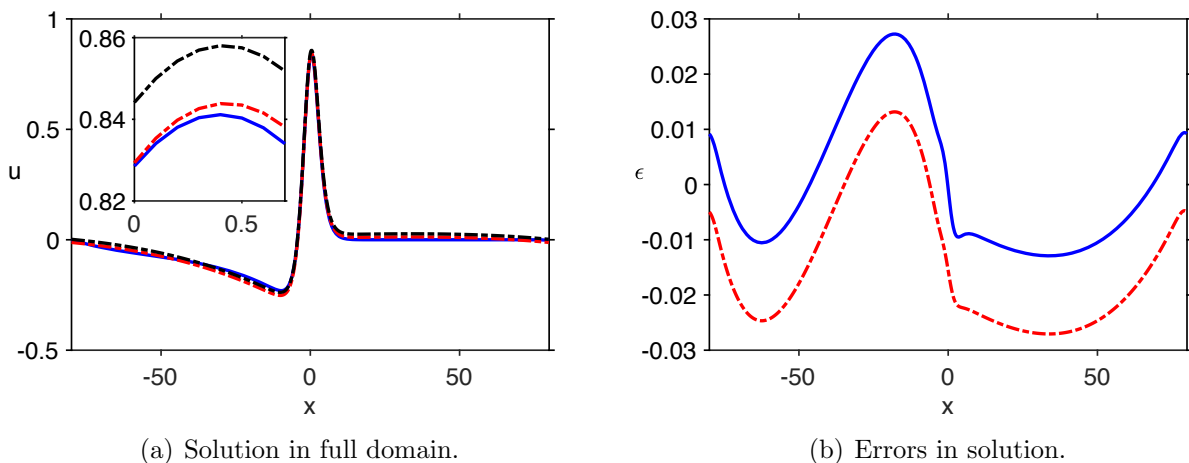


Figure 10: The solution of the Boussinesq-type equation (blue, solid line), leading order constructed weakly-nonlinear solution of the Boussinesq-type equation (red, dashed line), and the solution of the Ostrovsky equation (black, dashed line), presented in (a) at  $t = 1/\epsilon$  and the errors are plotted in (b) for the weakly-nonlinear solution (blue, solid line) and Ostrovsky equation (red, dashed line). Parameters are  $L = 80$ ,  $N = 1600$ ,  $A = 1$ ,  $c = 1$ ,  $\alpha = \beta = 1$ ,  $\gamma = 0.1$ ,  $\epsilon = 0.025$ ,  $\Delta t = 0.01$  and  $\Delta T = 0.000125$ .

In contrast to that behaviour, we also show the comparison between the constructed leading-order solution (4.3) and direct solution of the Ostrovsky equation for the initial condition with non-zero mass on a finite periodic interval, mirroring the case considered in the first example of Section (3.1). In this case the initial condition has a larger mass. We take the same parameters as used in Figure 1a, namely  $c = \alpha = \beta = 1$ ,  $\gamma = 0.1$  and  $\epsilon = 0.001$ , with domain parameters  $L = 40$  and  $N = 800$ . The initial condition is given by

$$u(x, 0) = A \operatorname{sech}^2\left(\frac{x}{\Lambda}\right) + d, \quad (4.7)$$

$$u_t(x, 0) = \frac{2cA}{\Lambda} \operatorname{sech}^2\left(\frac{x}{\Lambda}\right) \tanh\left(\frac{x}{\Lambda}\right), \quad (4.8)$$

where  $A = 2$ . This corresponds to the previous choice of  $k = 1/\sqrt{3}$  in section 3.1, and we have  $d = 1$ .

The results are presented at  $T = 0.5$  and  $T = 1$  in Figure 11. We can see that the direct solution of the Ostrovsky equation for the initial condition (4.7) (black, dash-dotted line) has a large shift with respect to the exact numerical solution (blue, solid line), while our constructed leading-order solution (red, dashed line) is very close to the exact solution. Comparing to the result at  $T = 0.5$  we also notice that the direct solution of the Ostrovsky equation is oscillating, as a whole, at a different frequency to the exact solution. Thus, one can not use the Ostrovsky equation directly for initial conditions with non-zero mass on a finite periodic interval, and a valid approximation is instead provided by our constructed weakly-nonlinear solution.

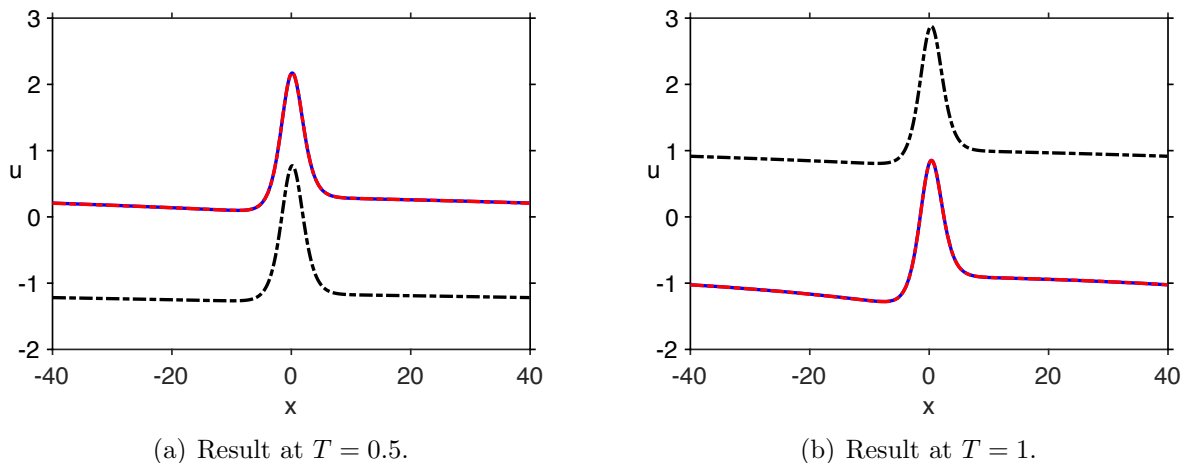


Figure 11: The solution of the Boussinesq-type equation (blue, solid line), leading order constructed weakly-nonlinear solution of the Boussinesq-type equation (red, dashed line), and the solution of the Ostrovsky equation (black, dashed line), presented at (a)  $T = 0.5$ , and (b)  $T = 1$ . Parameters are  $L = 40$ ,  $N = 800$ ,  $A = 2$ ,  $c = 1$ ,  $\alpha = \beta = 1$ ,  $\gamma = 0.1$ ,  $\epsilon = 0.001$ ,  $\Delta t = 0.01$  and  $\Delta T = \epsilon \Delta t$ .

## 4.2 Example 2: $c = 1$ , $\alpha = \beta = 2$ , $\gamma = 2$

Let us now consider the same example as in [8], specifically we want the leading order problem to be related to the Ostrovsky equation

$$(\eta_t + \eta\eta_x + \eta_{xxx})_x = \eta. \quad (4.9)$$

Therefore, we consider the equation (2.1) with the coefficients  $c = 1$ ,  $\alpha = 2$ ,  $\beta = 2$ ,  $\gamma = 2$ , which yields the same coefficients in the leading order Ostrovsky equation as in equation (4.9). The initial condition is again given by (4.1) with  $A = 32$  (to match the results in [8]), and the data is defined on a very large domain.

In this case the value of  $c_0$  is close to zero and therefore the constructed weakly-nonlinear solution and the solution of the Ostrovsky equation are again in very good agreement. The comparison of these two solutions at  $T = 40$  and the errors at this time are shown in Figure 12. We can see that the error is small and is caused by a slight phase shift. Therefore, as the agreement is very good between these two solutions, we will only use the constructed weakly-nonlinear solution to compare to the exact numerical solution.

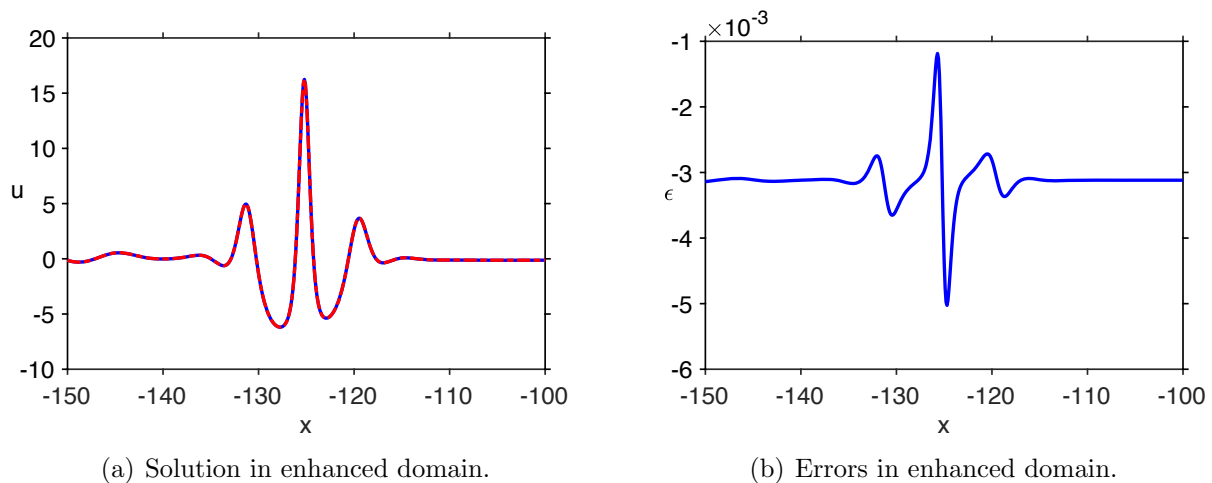


Figure 12: The constructed weakly-nonlinear solution of the Boussinesq-type equation (blue, solid line) and direct solution of the corresponding Ostrovsky equation (red, dashed line), in an enhanced domain, plotted in (a) at  $T = 40$ , and the error between the solution is plotted in (b). Parameters are  $L = 5,000$ ,  $N = 100,00$ ,  $A = 32$ ,  $c = 1$ ,  $\alpha = \beta = \gamma = 2$ ,  $\epsilon = 0.001$ ,  $\Delta t = 0.01$  and  $\Delta T = \epsilon \Delta t$ .

To correspond with the results in [8], the results are presented up to  $T = 40$  and for  $\epsilon = 0.001$  (i.e. for  $t$  up to  $t = 40,000$ ). We consider a large domain as was done in [8] and therefore we take  $L = 5,000$  corresponding to  $N = 100,000$ . The step sizes are the same as in previous calculations.

We compare our constructed weakly-nonlinear solution to the exact numerical solution in Figure 13. We note that the exact solution (blue, solid line) is in good qualitative agreement with the constructed solution (red, dashed line) even at such a large time ( $T = 40$ ).

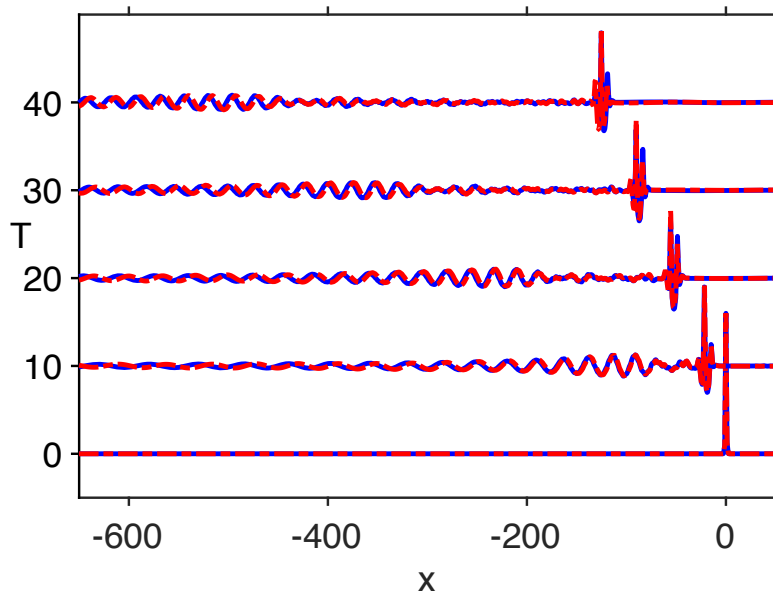


Figure 13: The solution of the Boussinesq-type equation (blue, solid line) and the constructed leading order solution (red, dashed line) in the moving reference frame, for the KdV soliton initial condition. Parameters are  $L = 5,000$ ,  $N = 100,000$ ,  $A = 32$ ,  $c = 1$ ,  $\alpha = \beta = \gamma = 2$ ,  $\epsilon = 0.001$ ,  $\Delta t = 0.01$  and  $\Delta T = \epsilon \Delta t$ .

## 5 Conclusions

Our study has been dedicated to the initial-value problem for the Boussinesq-type equation with the Ostrovsky term (2.1) in the class of periodic functions on a finite interval, where the first initial condition in (2.2) has non-zero mean. Such problem formulation is relevant to the studies of the evolution of periodic waves in the oceanic context, as well as being motivated by the scattering problems in the context of delaminated solid structures discussed in the Introduction.

We constructed the d'Alembert-type weakly nonlinear solution of the initial-value problem in terms of solutions of two leading-order Ostrovsky equations. Importantly, we completely by-passed the “zero-mass contradiction” for the Ostrovsky equation by considering the deviation from the oscillating mean value, and suggested a novel asymptotic procedure in powers of  $\sqrt{\epsilon}$  which is based on the use of fast characteristic variables and two slow time variables.

We then compared the constructed weakly-nonlinear solution to the “exact” numerically calculated solution of our initial-value problem, for the initial condition in the form of a localised wave on a constant background, for a number of cases. We carefully investigated the error behaviour for the leading order solution, the solution including  $O(\sqrt{\epsilon})$  terms, and the solution including  $O(\epsilon)$  terms. The accuracy improved as more terms from the weakly-nonlinear expansion were included, with the  $O(\sqrt{\epsilon})$  correction compensating for a phase shift while the  $O(\epsilon)$  correction adjusted the amplitude of the solution and captured higher-order left-propagating waves not captured by the leading-order solution.

The errors were plotted against  $\epsilon$  and we showed that the absolute error generally scales with the order of the next term in the weakly-nonlinear expansion. We also observed that, as  $\gamma$  increases, the terms at non-integer powers of  $\epsilon$  become small and therefore the absolute error scales with the next integer power. Increasing the mean value of the initial condition reduced this effect as the terms at non-integer powers of  $\epsilon$  increase with the mean value, and this behaviour was seen in the tabulated values for the error curves.

We also considered the case of a localised initial condition with non-zero mass on a large (“infinite”) domain by using our constructed solution, and reproduced the scenario described in [50] and modelled in [8].

Overall, in all examples in Sections 3 and 4 the numerical results showed very good agreement between our constructed weakly-nonlinear solution, direct numerical simulations, and previously available results. The developed methodology can be used in many applied contexts, allowing one to by-pass similar contradictions in the studies related, for example, to Kadomtsev-Petviashvili (KP) [53] and short-pulse [54] equations, as well as many similar equations and generalisations (see, for example, [55, 56] and references therein).

## Acknowledgments

We thank D. E. Pelinovsky and Y. A. Stepanyants for useful references and discussions. KRK is grateful to the organisers of the programme “Mathematical Aspects of Physical Oceanography” in the Erwin Schrödinger Institute (ESI) in Vienna, Austria in March 2018 for the invitation, and to the ESI for the financial support of her participation in the programme, where some parts of this paper have been discussed and developed. MRT acknowledges the support of the UK Engineering and Physical Sciences Research Council (EPSRC) during his PhD studentship.

# Appendices

## Appendix A Numerical Methods

To solve the Boussinesq-type equation with the Ostrovsky term we use a pseudospectral method with a 4<sup>th</sup> order Runge-Kutta method for time stepping, as was used in [47, 11, 13]. Let us introduce

$$w = u - \epsilon\beta u_{xx}, \quad (\text{A.1})$$

so that we have

$$w_{tt} = c^2 u_{xx} + \epsilon \left[ \frac{\alpha}{2} (u^2)_{xx} - \gamma u \right]. \quad (\text{A.2})$$

Taking the Fourier transform of (A.1) we obtain

$$\hat{w} = (1 + \epsilon\beta k^2) \hat{u} \quad \Rightarrow \quad \hat{u} = \frac{\hat{w}}{1 + \epsilon\beta k^2}. \quad (\text{A.3})$$

We take the Fourier transform of (A.2) and substitute (A.3) into this expression to obtain an ODE in  $\hat{w}$

$$\hat{w}_{tt} = -\frac{\epsilon\gamma + c^2 k^2}{1 + \epsilon\beta k^2} \hat{w} - \frac{\epsilon\alpha k^2}{2} \mathcal{F} \left\{ \mathcal{F}^{-1} \left[ \frac{\hat{w}}{1 + \epsilon\beta k^2} \right]^2 \right\}. \quad (\text{A.4})$$

We solve this ODE using a Runge-Kutta 4<sup>th</sup> order method for time stepping (see, for example, [11, 24]).

For the Ostrovsky equations we again use a pseudospectral method similar to [11, 24]. We will present the method for the non-homogeneous linearised Ostrovsky equation on non-zero background, specifically (2.42). We take the equation for  $\phi^-$  (as the equation for  $\phi^+$  takes the same form) so we have

$$\left( 2c\phi_T^- + \alpha (f^- \phi^-)_{\xi^-} + \beta \phi_{\xi^- \xi^- \xi^-}^- \right)_{\xi^-} = \gamma \phi^- + H(f^-, \xi^-, T), \quad (\text{A.5})$$

where  $H$  has the form

$$H = f_{TT}^- + 2c\beta f_{\xi^- \xi^- \xi^- T}^- + \frac{\gamma \tilde{\theta}^2}{2} f_{\xi^- \xi^-}^- - \frac{\alpha \tilde{\theta}^2}{2} (f_{\xi^-}^-)_{\xi^- \xi^-}. \quad (\text{A.6})$$

Taking the Fourier transform of (A.5) yields

$$\phi_T^- = -\frac{i}{2c} \left( \beta k^3 - \frac{\gamma}{k} \right) \phi^- - \frac{i\alpha k}{2c} \widehat{f^- \phi^-} - \frac{i}{2ck} \hat{H}. \quad (\text{A.7})$$

We use the approach presented in [57] to remove the stiff term from this equation, so we multiply through by the multiplicative factor  $M$  and introduce a new function  $\Phi$ , where  $M$  and  $\Phi$  take the form

$$M = e^{-\frac{i}{2c}(\beta k^3 - \frac{\gamma}{k})T}, \quad \hat{\Phi}^- = e^{-\frac{i}{2c}(\beta k^3 - \frac{\gamma}{k})T} \hat{\phi}^-, \quad (\text{A.8})$$

which gives an ODE for  $\Phi$  of the form

$$\hat{\Phi}_T^- = -\frac{i\alpha k}{2c} M \mathcal{F} \left\{ f^- \mathcal{F}^{-1} \left[ \frac{\hat{\Phi}^-}{M} \right] \right\} - \frac{i}{2ck} M \hat{S}. \quad (\text{A.9})$$

This yields an optimised 4<sup>th</sup> order Runge-Kutta algorithm. Discretising the time domain as  $T_i = i\Delta T$  and discretising the functions  $\hat{\Phi}_i^- = \hat{\Phi}^-(k, T_i)$ ,  $\hat{\phi}_i^- = \hat{\phi}^-(k, T_i)$  and  $\hat{f}_i^- = \hat{f}^-(k, T_i)$ , we introduce the function

$$E = e^{\frac{i}{4c}(\beta k^3 - \frac{\gamma}{k})\Delta T} \quad (\text{A.10})$$

and therefore we can use the optimised Runge-Kutta algorithm (written in the original variable  $\phi^-$ )

$$\begin{aligned}\hat{\phi}_{i+1} &= E^2 \hat{\phi}_i + \frac{1}{6} [E^2 k_1 + 2E(k_2 + k_3) + k_4], \\ \text{where } k_1 &= -i\alpha s \Delta t \mathcal{F} \left\{ \hat{f}_i \mathcal{F}^{-1} [\hat{\phi}_i] \right\} - \frac{i\Delta t}{sk} \hat{H}, \\ k_2 &= -i\alpha k \Delta t \mathcal{F} \left\{ \hat{f}_i \mathcal{F}^{-1} \left[ E \left( \hat{\phi}_i + \frac{k_1}{2} \right) \right] \right\} - \frac{i\Delta t}{sk} \hat{H}, \\ k_3 &= -i\alpha k \Delta t \mathcal{F} \left\{ \hat{f}_i \mathcal{F}^{-1} \left[ E \hat{\phi}_i + \frac{k_2}{2} \right] \right\} - \frac{i\Delta t}{sk} \hat{H}, \\ k_4 &= -i\alpha k \Delta t \mathcal{F} \left\{ \hat{f}_i \mathcal{F}^{-1} [E^2 \hat{\phi}_i + E k_3] \right\} - \frac{i\Delta t}{sk} \hat{H}.\end{aligned}\tag{A.11}$$

We can apply this algorithm to the case of a homogeneous Ostrovsky equation by setting  $\hat{S} = 0$  and replacing the term  $f^- \phi^-$  with  $f^{-2}/2$ . Similarly we can apply it to the case of  $\phi^+$  and  $f^+$  by changing the appropriate signs as shown in (2.23) and (2.42).

## References

- [1] L. A. Ostrovsky, Nonlinear internal waves in a rotating ocean, *Oceanology* 18:119-125 (1978).
- [2] R. H. J. Grimshaw, L. A. Ostrovsky, V. I. Shrira and Y. A. Stepanyants, Long nonlinear surface and internal gravity waves in a rotating ocean, *Surv. Geophys.* 19:289-338 (1998).
- [3] K. R. Helfrich, Decay and return of internal solitary waves with rotation, *Phys. Fluids* 19:026601 (2007).
- [4] R. Grimshaw and K. Helfrich, The effect of rotation on internal solitary waves, *IMA J. Appl. Math.* 77:326-339 (2012).
- [5] A. I. Leonov, The effect of the Earth's rotation on the propagation of weak nonlinear surface and internal long oceanic waves, *Ann. NY Acad. Sci.* 373:150-159 (1981).
- [6] V. N. Galkin and Yu. A. Stepanyants, On the existence of stationary solitary waves in a rotating fluid, *J. Appl. Maths. Mech.* 55:939-943 (1991).
- [7] R. H. J. Grimshaw, J.-M. He and L. A. Ostrovsky, Terminal damping of a solitary wave due to radiation in rotational systems, *Stud. Appl. Math.* 101:197-210 (1998).
- [8] R. Grimshaw and K. Helfrich, Long-time solutions of the Ostrovsky equation, *Stud. Appl. Math.* 121:71-88 (2008).
- [9] R. H. J. Grimshaw, K. R. Helfrich and E. R. Johnson, Experimental study of the effect of rotation on large amplitude internal waves, *Phys. Fluids* 25:056602 (2013).
- [10] D. Yagi and T. Kawahara, Strongly nonlinear envelope soliton in a lattice model for periodic structure, *Wave Motion* 34:97-107 (2001).
- [11] A. Alias, R. H. J. Grimshaw and K. R. Khusnutdinova, On strongly interacting internal waves in a rotating ocean and coupled Ostrovsky equations, *Chaos* 23:023121 (2013).
- [12] R. H. J. Grimshaw, Models of nonlinear long internal waves in a rotating fluid, *Fundam. Appl. Hydrophys.* 6:4-13 (2013).

- [13] A. Alias, R. H. J. Grimshaw and K. R. Khusnutdinova, Coupled Ostrovsky equations for internal waves in a shear flow, *Phys. Fluids* 26:126603 (2014).
- [14] M. A. Obregon and Yu. A. Stepanyants, Oblique magneto-acoustic solitons in rotating plasma, *Phys. Lett. A* 249:315-323 (1998).
- [15] M. Obregon and Y. Stepanyants, On stationary solutions of the reduced Gardner-Ostrovsky equation, *Discontin. Nonlinearity Complex.* 3:445-456 (2014).
- [16] R. Grimshaw, Y. Stepanyants and A. Alias, Formation of wave packets in the Ostrovsky equation for both normal and anomalous dispersion, *Proc. R. Soc. A* 472:20150416 (2016).
- [17] R. Grimshaw, E. N. Pelinovsky, T. G. Talipova and O. E. Kurkina, Internal solitary waves: Propagation, deformation and disintegration, *Nonlin. Processes Geophys.* 17:633-649 (2010).
- [18] R. Grimshaw, J. C. B. da Silva and J. M. Magalhaes, Modelling and observations of oceanic nonlinear internal wave packets affected by the Earth's rotation, *Ocean Modelling* 116:146-158 (2017).
- [19] M. Obregon, N. Raj and Y. Stepanyants, Adiabatic decay of internal solitons due to Earth's rotation within the framework of the Gardner-Ostrovsky equation, *Chaos* 28:033106 (2018).
- [20] A. J. Whitfield and E. R. Johnson, Rotation-induced nonlinear wavepackets in internal waves, *Phys. Fluids* 26:056606 (2014).
- [21] A. J. Whitfield and E. R. Johnson, Wave-packet formation at the zero-dispersion point in the Gardner-Ostrovsky equation, *Phys. Rev. E* 91:051201(R) (2015).
- [22] K. R. Khusnutdinova and K. R. Moore, Initial-value problem for coupled Boussinesq equations and a hierarchy of Ostrovsky equations, *Wave Motion* 48:738-752 (2011).
- [23] R. H. J. Grimshaw, K. R. Khusnutdinova and K. R. Moore, Radiating solitary waves in coupled Boussinesq equations, *IMA J. Appl. Math.* 82:802-820 (2017).
- [24] K. R. Khusnutdinova and M. R. Tranter, On radiating solitary waves in bi-layers with delamination and coupled Ostrovsky equations, *Chaos* 27:013112 (2017).
- [25] K. R. Khusnutdinova, A. M. Samsonov and A. S. Zakharov, Nonlinear layered lattice model and generalized solitary waves in imperfectly bonded structures, *Phys. Rev. E* 79:056606 (2009).
- [26] T. B. Benjamin, J. L. Bona and J. J. Mahony, Model equations for long waves in nonlinear dispersive systems, *Philos. Trans. R. Soc. Lond. A* 272:47-48 (1972).
- [27] J. L. Bona, M. Chen and J. C. Saut, Boussinesq equations and other systems for small-amplitude long waves in nonlinear dispersive media. I: derivation and linear theory, *J. Nonlinear Sci.* 12:283-318 (2002).
- [28] J. L. Bona, M. Chen and J. C. Saut, Boussinesq equations and other systems for small-amplitude long waves in nonlinear dispersive media. I: the nonlinear theory, *Nonlinearity* 17:925-952 (2004).
- [29] J. L. Bona, T. Colin and D. Lannes, Long wave approximations for water waves, *Arch. Ration. Mech.* 178:373-410 (2005).
- [30] G. B. Whitham, *Linear and Nonlinear Waves*, John Wiley & Sons (1974).
- [31] R. S. Johnson, *A Modern Introduction to the Mathematical Theory of Water Waves*, Cambridge University Press (1997).
- [32] J. Gear and R. Grimshaw, Weak and strong interactions between internal solitary waves, *Stud. Appl. Math.* 70:235-258 (1984).

- [33] W. Craig, An existence theory for water waves and the Boussinesq and Korteweg-de Vries scaling limits., *Comm. Partial Differential Equations* 10:787-1003 (1985).
- [34] T. Kano and T. Nishida, A mathematical justification for Korteweg-de Vries equation and Boussinesq equation of water surface waves, *Osaka J. Math.* 23:389-413 (1986).
- [35] L. A. Kalyakin, Long wave asymptotics. Integrable equations as the asymptotic limit of non-linear systems., *Russ. Math. Surv.* 44:5-34 (1989).
- [36] G. Schneider, The long wave limit for a Boussinesq equation, *SIAM J. Appl. Math.* 58:1237-1245 (1998).
- [37] W. Ben Youssef and T. Colin, Rigorous derivation of Korteweg-de Vries-type systems from a general class of nonlinear hyperbolic systems, *ESAIM:M2AN* 34:873-911 (2000).
- [38] G. Schneider and C. E. Wayne, The long-wave limit for the water wave problem. I. The case of zero surface tension, *Comm. Pure Appl. Math.* 53:1475-1535 (2000).
- [39] C. E. Wayne and J. D. Wright, Higher order modulation equations for a Boussinesq equation, *SIAM J. Appl. Dyn. Syst.* 1:271-302 (2002).
- [40] K. R. Khusnutdinova and K. R. Moore, Weakly non-linear extension of d'Alembert's formula, *IMA J. Appl. Math.* 77:361-381 (2012).
- [41] K. R. Khusnutdinova, K. R. Moore and D. E. Pelinovsky, Validity of the weakly nonlinear solution of the Cauchy problem for the Boussinesq-type equation, *Stud. Appl. Math.*, 133:52-83 (2014).
- [42] T. Gerkema, A unified model for the generation and fission of internal tides in a rotating ocean, *J. Marine Res.* 54:421-450 (1996).
- [43] G. A. Maugin, *Nonlinear Waves in Elastic Crystals*, Oxford university Press, Oxford, 1999.
- [44] A. M. Samsonov, *Strain Solitons in Solids and How to Construct Them*, Chapman & Hall/CRC, Boca Raton, 2001.
- [45] A. V. Porubov, *Amplification of Nonlinear Strain Waves in Solids*, World Scientific, Singapore, 2003.
- [46] K. R. Khusnutdinova, A.M. Samsonov, Fission of a longitudinal strain solitary wave in a delaminated bar, *Phys. Rev. E* 77:066603 (2008).
- [47] J. Engelbrecht, A. Salupere and K. Tamm, Waves in microstructured solids and the Boussinesq paradigm, *Wave Motion* 48:717-726 (2011).
- [48] T. Peets, K. Tamm, J. Engelbrecht, On the role of nonlinearities in the Boussinesq-type wave equations, *Wave Motion* 71:113-119 (2017).
- [49] D. E. Pelinovsky, G. Simpson, and M.I. Weinstein, Polychromatic solitons in a periodic and nonlinear Maxwell system, *SIAM J. Appl. Dynam. Syst.* 11:478-506 (2012).
- [50] R. H. J. Grimshaw, Adjustment processes and radiating solitary waves in a regularised Ostrovsky equation, *Eur. J. Mech. B/Fluids* 18:535-543 (1999).
- [51] M. J. Ablowitz and X.-P. Wang, Initial time layers and Kadomtsev-Petviashvili equation, *Stud. Appl. Math.* 98:121-137 (1997).
- [52] R. Grimshaw and W. K. Melville, On the derivation of the modified Kadomtsev-Petviashvili equation, *Stud. Appl. Math.* 80:183-202 (1989).
- [53] B. P. Kadomtsev and V. I. Petviashvili, On the stability of solitary waves in weakly dispersive media, *Sov. Phys. Dokl.* 15:539-541 (1970).

- [54] T. Schäfer, C.E. Wayne, propagation of ultra-short optical pulses in cubic nonlinear media *Physica D* 196: 90-105 (2004).
- [55] K. R. Khusnutdinova, C. Klein, V. B. Matveev, and A. O. Smirnov, On the integrable elliptic cylindrical Kadomtsev-Petviashvili equation, *Chaos* 23, 013126 (2013).
- [56] A. N. W. Hone, V. Novikov, and J. P. Wang, Generalizations of the short pulse equation, *Lett. Math. Phys.* 108:9270947 (2018).
- [57] L. N. Trefethen, *Spectral Methods in MATLAB*, SIAM, Philadelphia, PA 19104-2688 (2000).