

Dynamic Intention-Aware Recommendation with Self-Attention

Shuai Zhang
UNSW and Data61, CSIRO
Sydney, NSW 2052, Australia
shuai.zhang@student.unsw.edu.au

Lina Yao
University of New South Wales
Sydney, NSW 2052, Australia
lina.yao@unsw.edu.au

Yi Tay
Nanyang Technological University
Singapore
ytay017@e.ntu.edu.sg

Aixin Sun
Nanyang Technological University
Singapore
axsun@ntu.edu.sg

ABSTRACT

Predicting the missing values given the observed interaction matrix is a predominant task in the recommendation research field, which is well-suited to the case when long-term user preference is considered. However, ignoring timestamp information makes it impossible to detect interest drifts of individual users over time, while in many practical applications, both long and short term intents are critical to the success of recommendation algorithms. In this paper, we aim to tackle the sequential recommendation problem by modelling these two types of intents in an integrated manner. Our model is structured into two components, one for short-term intents learning and the other one for long-term preference modeling. We propose capturing user's short term interest with a self-attention mechanism which attends over the past behaviours in a supervised learning approach. The model is finally learned in a metric learning framework, which could overcome the weakness of dot product. Experiments on a wide range of datasets on different domains demonstrate that our approach outperforms the state-of-the-art by a wide margin.

KEYWORDS

Recommender Systems; Sequential Recommendation; Self-Attention

ACM Reference format:

Shuai Zhang, Yi Tay, Lina Yao, and Aixin Sun. 2018. Dynamic Intention-Aware Recommendation with Self-Attention. In *Proceedings of Conference Submission*, Month 2018/9, 10 pages.
DOI:

1 INTRODUCTION

Anticipating a user's next interaction lives at the heart of making personalized recommendations. The importance of such systems cannot be overstated, especially given the ever growing amount of data and choices that consumers are faced with each day [26]. Across a diverse plethora of domains, a wealth of historical interaction data exists, e.g., click logs, purchase histories, views etc., which

have, across the years, enabled many highly effective recommender systems.

Exploiting historical data to make future predictions have been the cornerstone of many machine learning based recommender systems. After all, it is both imperative and intuitive that a user's past interactions are generally predictive of their next. To this end, many works have leveraged upon this structural co-occurrence, along with the rich sequential patterns, to make informed decisions. Our work is concerned with building highly effective sequential recommender systems by leveraging these auto-regressive tendencies.

In the recent years, neural models such as recurrent neural network (RNN)/convolutional neural network (CNN) are popular choices for the problem at hand [9, 23]. In recurrent models, the interactions between consecutive items are captured by a recurrent matrix and long-term dependencies are persisted in the recurrent memory while reading. On the other hand, convolution implicitly captures interactions by sliding parameterized transformations across the input sequence [7]. However, when applied to recommendation, both models suffer from a shortcoming. That is, they fail to **explicitly** capture item-item interactions¹ across the entire user history. The motivation for modeling item-item relationships within a user's context history is intuitive, as it is more often than not, crucial to understand fine-grained relationships between individual item pairs instead of simply glossing over them. All in all, we hypothesize that providing an inductive bias for our models would lead to improve representation quality, eventually resulting in a significant performance improvement within the context of sequential recommender systems.

To this end, this paper proposes a new neural sequential recommender system where sequential representations are learned via modeling not only consecutive items but across **all user interactions** in the current window. As such our model can be considered as a 'local-global' approach. Overall, our intuition manifests in the form of an attention-based neural model that explicitly invokes item-item interactions across the entire user's historical transaction sequence. This not only enables us to learn global/long-range representations, but also short-term information between k -consecutive items. Based on this self-matching matrix, we learn to attend over the interaction sequence to select the most relevant items to form

Permission to make digital or hard copies of part or all of this work for personal or classroom use is granted without fee provided that copies are not made or distributed for profit or commercial advantage and that copies bear this notice and the full citation on the first page. Copyrights for third-party components of this work must be honored. For all other uses, contact the owner/author(s).

Conference Submission.

© 2018 Copyright held by the owner/author(s). ...\$15.00
DOI:

¹In RNNs, this is captured via memory persistence. While in CNNs, this is only weakly captured by the sliding-window concatenated transformations. In both cases, there is no explicit interaction.

the final user representation. Our experiments show that the proposed model outperforms the state-of-the-art sequential recommendation models by a wide margin, demonstrating the effectiveness of not only modeling local dependencies but also going global.

Our model takes the form of a metric learning framework in which the distance between the self-attended representation of a user and the prospective (golden) item is drawn closer during training. To the best of our knowledge, this is the first proposed attention-based metric learning approach in the context of sequential recommendation. To recapitulate, the prime contributions of this work are as follows:

- We propose a novel framework for sequential recommendation task. Our model combines self-attention network with metric embedding to model user temporary as well as long-lasting intents.
- Our proposed framework demonstrates the utility of explicit item-item relationships during sequence modeling by achieving state-of-the-art performance across **twelve** well-established benchmark datasets. Our proposed model outperforms the current state-of-the-art models (*e.g.*, Caser and TransRec) on all datasets by margins ranging from 2.82% to 45.03% (and 13.96% on average) in terms of standard retrieval metrics.
- We conduct extensive hyper-parameter and ablation studies. We study the impacts of various key hyper-parameters and model architectures on model performance. We also provide a qualitative visualisation of the learned attention matrices.

2 RELATED WORK

In this section, we briefly review the related works from three perspectives: sequence-aware recommender systems, deep neural network models for recommendations, and neural attention models.

2.1 Sequence-aware Recommender Systems

In many real-world applications, user-item interactions are recorded over time with associated timestamps. The accumulated data enables modelling temporal dynamics and provides evidence for user preference refinement [3, 12, 22, 26, 28]. Koren *et al.* [22] propose treating user and item biases as a function that changes over time, to model both item transient popularity and user temporal inclinations. Xiong *et al.* [40] introduce additional factors for time and build a Bayesian probabilistic tensor factorization approach to model time drifting. Wu *et al.* [39] use recurrent neural network to model the temporal evolution of ratings. Nonetheless, these methods are specifically designed for the rating prediction task.

To generate personalized ranking lists, Rendle *et al.* [28] propose combining matrix factorization with Markov chains for next-basket recommendation. Matrix factorization can capture user's general preference while Markov chain is used to model the sequential behavior. He *et al.* [12] describe a sequential recommendation approach which fuses similarity based methods with Markov chain. Apart from Markov Chain, metric embedding has also shown to perform well on sequence-aware recommendation. Feng *et al.* [6] introduce a Point-of-Interest recommender with metric embedding to model personalized check-in sequences. Then, He *et al.* improve

this model by introducing the idea of translating embedding [1, 11]. This approach views user as the relational vector acting as the junction between items. The major advantage of using metric embedding instead of matrix factorization is that it satisfies the transitive property of inequality states [20, 30, 44].

2.2 Deep Neural Network for Recommendation

Deep learning has been revolutionizing the recommender systems. In both industry and academia, the achievements of deep learning based recommender systems are inspiring and enlightening [42]. Former studies show that a various of deep learning techniques can be applied on many recommendation tasks. For instance, multi-layer perception can be used to introduce nonlinearity in modelling user item relationship [17, 38, 43, 47]. Convolutional neural network can be used to extract features from textual, visual and audio information sources of items and users [4, 13–15, 33, 37]. Autoencoder learns salient feature representations from side information to enhance recommendation quality [35, 45, 46]. Recurrent neural network is capable of modelling the temporal dynamics [18, 21, 39].

Among the different recommendation tasks, session-based recommendation looks similar to our task but with a fundamental difference. In session based recommender, user identification is usually unknown, thus the model structure and learning procedure are divergent. The flexibility of deep neural network makes it possible to combine different neural networks together to form more powerful hybrid recommenders. The successful applications mainly attribute to the nonlinearity, powerful representation learning, and sequence modelling capability of deep neural networks.

Specific to sequential recommendation, many deep neural network models have been proposed. Wang *et al.* [36] introduce a two-layer network named hierarchical representation model, to capture both user general preference and sequential behavior. However, this model does not incorporate any non-linear transformation. More recently, Tang *et al.* [29] propose a convolutional sequence modelling method to learn user's transient trajectory with horizontal and vertical convolutional layer. This model achieves better performance than RNN based approaches [19, 41]. On the other hand, this model falls short of dealing with recommendation on sparse dataset. In general, CNN and RNN need to learn from a large amount of data to come up with meaningful results, and data sparsity makes the model learning rather difficult.

The main difference between our work and existing approaches is the use of self-attention mechanism. Proposed in Transformer [34], self-attention mechanism brings the benefits of automatically learning the importance of past behaviors. Furthermore, we design a structure to combine metric learning with self-attention to consider user inclinations, both short-term and long-term.

2.3 Neural Attention Models

The neural attention mechanism shares similar intuition with that of the visual attention found in humans. It learns to pay attention to only the most important parts of the target, and has been widely employed across a number of applications *e.g.*, natural language processing and computer vision. Standard vanilla attention mechanism can be integrated into CNN and RNN to overcome their shortcomings. Specifically, attention mechanism makes it easy to

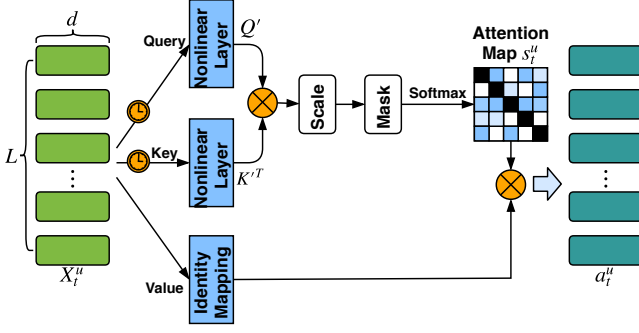


Figure 1: Illustration of the self-attention module. The input is the embedding matrix of the latest interacted L items, and the output is the self-attentive representations.

memorize very long-range dependencies in RNN, and helps CNN to concentrate on important parts of inputs. Several recent studies also investigated its capability in recommendation tasks such as hashtag recommendation [8], one-class recommendation [2, 16, 31, 32], and session based recommendation [24].

Our work is concerned with a new concept known as ‘self-attention’, or ‘intra-attention’. Different from the standard vanilla attention, self-attention focuses on co-learning and self-matching of two sequences whereby the attention weights of one sequence is conditioned on the other sequence, and vice versa. It has only started to gain exposure due to its recent successful application on machine translation [34]. It can replace RNN and CNN in sequence learning, achieving better accuracy with lower computation complexity. In this work, we utilize self-attention to model dependencies and importance of user short term behavior patterns. Note that, the usage of self-attention in the context of recommender systems is far from straightforward, substantially contributing to the overall novelty of our work.

3 THE PROPOSED MODEL: ATTREC

We now present the proposed self-attentive sequential recommendation model, named **AttRec**. Our model consists of a *self-attention module* to model user short-term intent, and a *collaborative metric learning* component to model user long-term preference. Next, we formally define the task of sequential recommendation.

3.1 Sequential Recommendation

Sequential recommendation is very different from traditional one-class collaborative filtering recommendation. Let \mathcal{U} be a set of users and \mathcal{I} be a set of items, where $|\mathcal{U}| = M$ and $|\mathcal{I}| = N$. We use $\mathcal{H}^u = (\mathcal{H}_1^u, \dots, \mathcal{H}_{|\mathcal{H}^u|}^u)$ to denote a sequence of items in chronological order that user u has interacted with before, where $\mathcal{H}^u \subseteq \mathcal{I}$. The objective of sequential recommendation is to predict the next items that the user will interact with, given her former consumption trajectory.

3.2 Short-Term Intents Modelling with Self-Attention

User recent interactions reflect user’s demands or intents in a near term. Modelling user short-term interaction therefore is an important task for better understanding of user’s temporal preferences. To this end, we propose leveraging the recent success of self-attention mechanism in capturing sequential patterns, and use it to model user’s recent interaction trail. Figure 1 illustrates the proposed self-attention module in our method.

Self-Attention Module. Self-attention is a special case of the attention mechanism and has been successfully applied to a variety of tasks. It refines the representation by matching a single sequence against itself. Unlike basic attention that learns representations with limited knowledge of the whole context, self-attention can keep the contextual sequential information and capture the relationships between elements in the sequence, regardless of their distance. Here, we apply self-attention to attend user’s past behaviours.

The building block of self-attention is scaled dot-product attention. The input of the attention module consists of *query*, *key*, and *value*. The output of attention is a weighted sum of the *value*, where the weight matrix, or affinity matrix, is determined by *query* and its corresponding *key*. In our context, all of these three components (i.e., *query*, *key*, and *value*) are the same and composed from user recent interaction histories (see Figure 1).

Suppose user’s short-term intents can be derived from her recent L (e.g., 5, 10) interactions. Assuming each item can be represented with a d -dimension embedding vector. Let $X \in \mathcal{R}^{N \times d}$ denote the embedding representations for the whole item set. The latest L items (i.e., from item $t - L + 1$ to item t) are stacked together in sequence to get the following matrix.

$$X_t^u = \begin{bmatrix} X_{(t-L+1)1} & X_{(t-L+1)2} & \dots & X_{(t-L+1)d} \\ \vdots & \vdots & \vdots & \vdots \\ X_{(t-1)1} & X_{(t-1)2} & \dots & X_{(t-1)d} \\ X_{t1} & X_{t2} & \dots & X_{td} \end{bmatrix} \quad (1)$$

Here, the latest L items is a subset of \mathcal{H}^u . *Query*, *key*, and *value* for user u at time step t in the self-attention model equal to X_t^u .

First, we project *query* and *key* to the same space through non-linear transformation with shared parameters.

$$Q' = \text{ReLU}(X_t^u W_Q) \quad (2)$$

$$K' = \text{ReLU}(X_t^u W_K) \quad (3)$$

where $W_Q \in \mathcal{R}^{d \times d} = W_K \in \mathcal{R}^{d \times d}$ are weight matrices for *query* and *key* respectively. *ReLU* is used as the activation function, to introduce some non-linearity to the learned attention. Then, the affinity matrix is calculated as follows:

$$s_t^u = \text{softmax}\left(\frac{Q'K'^T}{\sqrt{d}}\right) \quad (4)$$

The output is a $L \times L$ affinity matrix (or attention map) which indicates the similarity among L items. Note that the \sqrt{d} is used to scale the dot product attention. As in our case, d is usually set to a large value (e.g., 100), so the scaling factor could reduce the extremely small gradients effect. A masking operation (which masks the diagonal of the affinity matrix) is applied before the

softmax, to avoid high matching scores between identical vectors of *query* and *key*.

Second, we keep the *value* equals to X_t^u unchanged. Unlike in other cases [34] where *value* is usually mapped with linear transformations, we found that it is beneficial to use identity mapping in our model. In other application domains, the *value* is usually pretrained feature embeddings such as word embedding or image features. In our model, the *value* is made up of parameters that need to be learned. Adding linear (or nonlinear) transformation will increase the difficulty in seeing the actual parameters. Note that *query* and *key* are used as auxiliary factors so that they are not as sensitive as *value* to transformations.

Finally, the affinity matrix and the *value* are multiplied to form the final weighted output of the self-attention module.

$$a_t^u = s_t^u X_t^u \quad (5)$$

Here, the attentive output $a_t^u \in \mathcal{R}^{L \times d}$ can be viewed as user's short-term intent representations. In order to learn a single attentive representation, we take the mean embedding of the L self-attention representations as user temporal intent. Note that other aggregation operation (e.g., sum, max, and min) can also be used and we will evaluate their effectiveness in our experiments.

$$m_t^u = \frac{1}{L} \sum_{l=1}^L a_{tl}^u \quad (6)$$

Input Embedding with Time Signals. The above attention model does not include time signals. Without time sequential signals, the input degrades to bag of embeddings and fails to retain the sequential patterns. Following the Transformer, we propose to furnish the *query* and *key* with time information by positional embeddings. Here, we use a geometric sequence of timescales to add sinusoids of different frequencies to the input. The time embedding (TE) consists of two sinusoidal signals defined as follows.

$$TE(t, 2i) = \sin(t/10000^{2i/d}) \quad (7)$$

$$TE(t, 2i + 1) = \cos(t/10000^{2i/d}) \quad (8)$$

Here, t is the time step and i is the dimension. The TE is simply added to *query* and *key* before the nonlinear transformation.

3.3 User Long-Term Preference Modelling

After modelling the short-term effects, it is beneficial to incorporate general tastes or long-term preference of users. Same as latent factor approach, we assign each user and each item a latent factor. Let $U \in \mathcal{R}^{M \times d}$ and $V \in \mathcal{R}^{N \times d}$ denote the latent factors of users and items. We could use dot product to model the user item interaction as in latent factor model. However, recent studies [20, 30] suggest that dot product violate the important inequality property of metric function and will lead to sub-optimal solutions. To avoid this problem, we adopt the Euclidean distance to measure the closeness between item i and user u .

$$\|U_u - V_i\|_2^2 \quad (9)$$

The distance is expected to be small if user u liked the item i , and large otherwise.

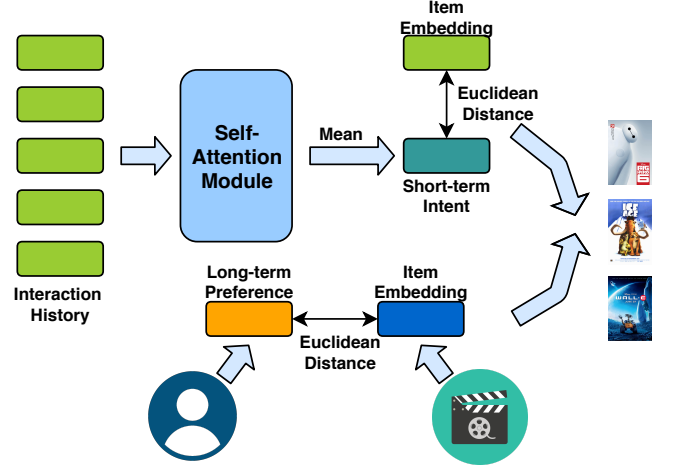


Figure 2: The architecture of the self-attentive metric learning approach for sequential recommendation. This model combine self-attention network with metric learning and considers both user's short-term and long-term preference.

3.4 Model Learning

Objective Function. Given the short-term attentive intents at time step t and long-term preference, our task is to predict the item (denoted by \mathcal{H}_{t+1}^u) which the user will interact with at time step $t + 1$. To keep consistency, we adopt Euclidean distance to model both short-term and long-term effects, and use their sum as the final recommendation score.

$$y_{t+1}^u = \omega \|U_u - V_{\mathcal{H}_{t+1}^u}\|_2^2 + (1 - \omega) \|m_t^u - X_{t+1}^u\|_2^2 \quad (10)$$

In the above equation, the first term denotes the long-term recommendation score between user u and the next item \mathcal{H}_{t+1}^u , while the second term indicates the short-term recommendation score between user u and its next item. Note that both $V_{\mathcal{H}_{t+1}^u}$ and X_{t+1}^u are the embedding vectors for the next item, but V and X are two different parameters. The final score is a weighted sum of them with the controlling factor ω .

In some cases, we may want to predict the next several items instead of just one item. It enables our model to capture the skip behaviours in the sequence [29]. Let \mathcal{T}^+ denote the next T items that user liked in groundtruth. In this paper, we adopt a pairwise ranking method to learn the model parameters. Thus we need to sample T negative items that the user does not interact with (or dislike) and denote this set by \mathcal{T}^- . Apparently \mathcal{T}^- is sampled from the set $I \setminus \mathcal{T}^+$. To encourage discrimination between positive user item pair and negative user item pair, we use the following margin-based hinge loss.

$$\mathcal{L}(\Theta) = \sum_{(u,i) \in \mathcal{T}^+} \sum_{(u,j) \in \mathcal{T}^-} [y_i^u + \gamma - y_j^u]_+ + \lambda \|\Theta\|_2^2 \quad (11)$$

In the above equation, $\Theta = \{X, V, U, W_Q, W_K\}$ represents model parameters. γ is the margin that separates the positive and negative pairs. We use ℓ_2 loss to control the model complexity. Dropout can also be applied for nonlinear layer of the self-attention module. Because we use Euclidean distance in our method, for sparse datasets,

Table 1: Statistics of the datasets used in experiments.

Dataset	#Users	#Items	#Interactions	Density	avg. #actions per user	Time Interval
ML-100K	943	1,682	100,000	6.30%	106.04	Sept/1997 - Apr/1998
ML-HetRec	2,113	10,109	855,598	4.01%	404.92	Sept/1997 - Jan/2009
ML-1M	6,040	3,706	1,000,209	4.46%	1655.66	Apr/2000 - Mar/2003
Android App	21,309	19,256	358,877	0.087%	16.84	Mar/2010 - Jul/2014
Health / Care	11,588	31,709	211,284	0.058%	18.23	Dec/2000 - Jul/2014
Video Game	7,220	16,334	140,307	0.119%	19.43	Nov/1999 - Jul/2014
Tools / Home	5,855	23,620	96,467	0.070%	16.48	Nov/1999 - Jul/2014
Digital Music	2,893	13,183	64,320	0.169%	22.23	May/1998 - Jul/2014
Garden	1,036	4,900	15,576	0.307%	15.03	Apr/2000 - Jul/2014
Instant Video	1,000	3,296	15,849	0.481%	15.85	Aug/2000 - Jul/2014
LastFM	951	12,113	83,382	0.724%	87.68	Aug/2005 - May/2011
MovieTweatings	9,608	14,220	461,970	0.338%	48.08	Mar/2013 - Dec/2016

we could also alternatively apply the norm clipping strategy to constrain X, V, U in a unit Euclidean ball.

$$\|X_*\|_2 \leq 1, \|V_*\|_2 \leq 1, \|U_*\|_2 \leq 1 \quad (12)$$

This regularization approach is useful for sparse dataset to alleviate the curse of dimensionality problem and prevent the data points from spreading too broadly.

Optimization and Recommendation. We optimize the proposed approach with adaptive gradient algorithm [5] which could adapt the step size automatically; hence it reduces the efforts in learning rate tuning. In the recommendation stage, candidature items are ranked in ascending order based on the recommendation score computed by Equation (10) and the top ranked items are recommended to users.

Since we optimize the model in a pairwise manner, the training time complexity for each epoch is $O(Kd)$ where K is the number of observed interactions. Note that $K \ll MN$ so that it can be trained efficiently. In the recommendation stage, we compute the recommendation scores for all user item pairs at once and generate the ranking lists with efficient sort algorithms. As such, the whole process can run very fast.

Figure 2 illustrates the architecture of our model. It includes not only user transient intents but also long-lasting preference. Both are added up to generate the final recommendation lists. The former is inferred by self-attention network from recent actions and the whole system is constructed under the metric learning framework.

4 EXPERIMENTS

We evaluate the proposed model on a wide spectrum of real world datasets. We then conduct detailed ablation studies. In short, our experiments are designed to answer the following research questions:

RQ1: Does the proposed self-attentive sequential recommendation model achieve state-of-the-art performance? Can it deal with sparse datasets?

RQ2: What is the effect of the key hyper-parameters? For example, the aggregation method and the length of sequence for mining short-term intents.

4.1 Datasets Descriptions

We conduct experiments on the following datasets. All of them include time-stamps of interactions.

MovieLens. This is a popular benchmark dataset for evaluating the performance of recommendation models. We adopt three well-established versions in our experiments: MovieLens 100K, MovieLens HetRec and MovieLens 1M².

Amazon. This is a user purchase and rating dataset collected from Amazon, a well-known e-commerce platform, by McAuley *et al.* [13, 25]. In this work, we adopt 7 sub-categories: Android Apps, Health/Care, Video Game, Tools/Home, Digital Music, Garden and Instant Video, due to limited space.

LastFM. This dataset contains user tag assignments collected from last.fm online music system³.

MovieTweatings. It is obtained by scraping Twitter for well-structured tweets for movie ratings. This dataset is comparatively new and being updated⁴. The subset we used was downloaded in December 2016.

For datasets with explicit ratings, we convert it to implicit feedback following early studies [17, 30]. For Amazon, lastFM and MovieTweatings, we perform a modest filtering similar to [6, 11, 28, 29, 36] to discard users with fewer than 10 associated actions and remove cold-start items. This is a common pre-process to reduce the noise of cold start issue as it is usually addressed separately [29]. Detail statistics of the datasets are presented in Table 1. It shows MovieLens datasets are more dense than other datasets.

4.2 Evaluation Metrics

For each user, we use the most recent item for test and the second most recent item for hyper-parameter tuning. We evaluate the performance of all the models with hit ratio and mean reciprocal rank (MRR). Hit ratio measures the accuracy of the recommendation.

²<https://grouplens.org/datasets/movielens/>

³ <http://www.lastfm.com>

⁴<https://github.com/sidooms/MovieTweatings>

We report the hit ratio with cut off value 50, defined as follows:

$$HR@50 = \frac{1}{M} \sum_{u \in \mathcal{U}} \mathbf{1}(R_{u, g_u} \leq 50) \quad (13)$$

Here, g_u is the item that user u interacted with at the most recent time step. R_{u, g_u} is the rank generated by the model for this groundtruth item. If a model ranks g_u among the top 50, the indicator function will return 1, otherwise 0.

Mean Reciprocal Rank indicates how well the model rank the item. Intuitively, ranking the groundtruth item higher is more preferable in practice. The definition of MRR is as follows:

$$MRR = \frac{1}{M} \sum_{u \in \mathcal{U}} \frac{1}{R_{u, g_u}} \quad (14)$$

R_{u, g_u} is the rank for groundtruth item. MRR cares about the position of the groundtruth item and calculates the reciprocal of the rank at which the groundtruth item was put.

4.3 Compared Models

Our model is dubbed as **AttRec** which can be considered as the abbreviation of “attentive recommendation”. We compare AttRec with classic methods as well as recent state-of-the-art models. Specifically, the following baseline models are evaluated.

- (1) **POP**. This approach ranks the items based on their popularity in the system and the most popular items are recommended to users.
- (2) **BPRMF** [27]. It optimizes the matrix factorization in a pairwise manner with Bayesian Personalized Ranking loss, which aims to maximize the difference between positive and negative items. It does not model the sequential signals.
- (3) **FMC**. This is a simplified version of factorized personalized Markov Chain (FPMC) [28] which does not include user personalized behaviours.
- (4) **FPMC** [28]. This approach combines matrix factorization machine with Markov Chain for next item recommendations. The proposed approach captures both user-item preferences and user sequential behaviours.
- (5) **HRM** [36]. It is a Hierarchical Representation Model which captures both sequential and general user tastes by introducing both linear and nonlinear pooling operation for historical transaction aggregation. Here, the average aggregation is adopted.
- (6) **PRME** [6]. This model was originally proposed for POI recommendation. It utilizes metric embedding to learn user and item embeddings as well as the user check-in sequences.
- (7) **TransRec** [10, 11]. This model applies the idea of translating embeddings [1] to sequential recommendation. It views users as relation vectors and assumes that the next item is determined by user’s recent interacted item plus the user relation vectors.
- (8) **Caser** [29]. It models user past historical interactions with both hierarchical and vertical convolutional neural networks. It also considers the skip behaviors and the whole network is optimized by minimizing the cross entropy.

Among all of these baselines, Caser and HRM are neural network based approach. PRME and TransRec are metric embedding based algorithms. We omit comparisons with models such as Fossil [12] and GRU [19] (*RNN based sequential recommender*) since they have been outperformed by recently proposed Caser [29] or TransRec [29] model. Note that, in our experiments, we do not use pre-train for all models.

4.4 Implementation Details

The former seven baselines were implemented in C++ based on [11]. We implemented Caser and our model with Tensorflow⁵. All experiments were conducted on a NVIDIA TITAN X Pascal GPU. For all baselines, Hyper-parameters are tuned with grid search with validation set.

Since we adopt adaptive gradient optimizer for AttRec, the learning rate of AttRec for all datasets is set to 0.05 without further tuning. The number of latent dimensions d of all latent vectors (U, V, X) of AttRec and all other baselines (if exists.) is set to 100 for fair comparison. Note that the impact of d is also discussed in the following section. Due to the high sparsity of Amazon, LastFm and Movietweetings datasets, we use norm clipping to replace the ℓ_2 regularization for X, V, U . Weight matrices of nonlinear layer in self-attention module are regularized with ℓ_2 norm. Regularization rate λ is tuned amongst $\{0.1, 0.01, 0.001, 0.0001\}$. Dropout rate is tuned amongst $\{0, 0.3, 0.5, 0.7\}$. The weight factor ω is tuned amongst $\{0, 0.2, 0.4, 0.6, 0.8, 1.0\}$. The length of sequence L is set to 5 for MovieLens, 3 for MovieTweetings, and 2 for all other datasets. The target length T is set to 3 for MovieLens and 1 for all other datasets. The margin γ of hinge loss is fixed to 0.5 for all datasets.

4.5 Performance Comparison

Table 2 reports the experimental results of the 8 baselines and our model on 12 benchmark datasets. Observe that **AttRec** always achieve the best performance on all datasets. This ascertains the effectiveness of the proposed approach. Notably, the performance gains over the strongest baselines is reasonably large in terms of both prediction accuracy and ranking quality. Our model performs well not only on dense datasets like MovieLens but also on sparse datasets such as Amazon or MovieTweetings. The sequential intensity of sparse datasets is usually much lower than that of dense datasets.

Additionally, we make several observations on the comparison baselines. Markov Chain based models (FPMC and MC) achieve consistent performance on both dense and sparse data. TransRec and PRME, on the other hand, seems to be underperforming on some datasets. One important assumption of PRME and TransRec is that user’s next item is only influenced by her latest action. This assumption might hold on sparse data as the interactions are extremely discrete along time but may not hold when user interacts with the system frequently. TransRec overcomes this shortcoming to some extent by introducing user specific relation vectors as intermediary. This claim can be demonstrated by HRM as it usually outperforms PRME, and there is no clear winner between HRM and TransRec. Caser achieves satisfactory performance on MovieLens and MovieTweetings, but performs poorly on sparse datasets. As a

⁵<https://www.tensorflow.org/>

Table 2: Performance comparison in terms of hit ratio and MRR on all datasets. Best performance is in boldface.

Dataset	Metric	POP	BPRMF	MC	FPMC	HRM	PRME	TransRec	Caser	AttRec	Improv.
ML-100K	HR@50	0.2142	0.3754	0.4115	0.4783	0.4821	0.4411	0.4634	0.4667	0.5273	9.38%
	MRR	0.0388	0.0616	0.0662	0.0925	0.0889	0.0837	0.0827	0.0799	0.0981	10.35%
ML-HetRec	HR@50	0.1065	0.1462	0.1903	0.2321	0.2380	0.2357	0.1912	0.2144	0.2964	24.54%
	MRR	0.0177	0.0215	0.0359	0.0489	0.0486	0.0500	0.0337	0.0387	0.0592	18.40%
ML-1M	HR@50	0.1440	0.2378	0.3419	0.4209	0.4311	0.4449	0.3358	0.4811	0.5223	8.56%
	MRR	0.0231	0.0368	0.0654	0.1022	0.0873	0.1044	0.0561	0.0925	0.1172	12.26%
Android App	HR@50	0.1194	0.1738	0.1802	0.1990	0.2001	0.1686	0.2016	0.1426	0.2187	8.48%
	MRR	0.0228	0.0287	0.0355	0.0355	0.0295	0.0237	0.0306	0.0231	0.0415	16.90%
Health / Care	HR@50	0.0337	0.0900	0.0786	0.1128	0.0965	0.0843	0.0962	0.0768	0.1272	12.77%
	MRR	0.0171	0.0188	0.0245	0.0258	0.0183	0.0119	0.0232	0.0146	0.0277	7.36%
Video Game	HR@50	0.0609	0.1630	0.1708	0.2226	0.2150	0.1855	0.2035	0.1438	0.2414	8.45%
	MRR	0.0126	0.0277	0.0381	0.0451	0.0337	0.0263	0.0349	0.0248	0.0496	9.98%
Tools / Home	HR@50	0.0319	0.0559	0.0384	0.0535	0.0488	0.0465	0.0658	0.0424	0.0775	17.78%
	MRR	0.0061	0.0099	0.0093	0.0129	0.0086	0.0076	0.0112	0.0071	0.0148	14.73%
Digital Music	HR@50	0.0436	0.1621	0.1307	0.1580	0.1998	0.1559	0.1894	0.1327	0.2205	10.36%
	MRR	0.0073	0.0277	0.0320	0.0322	0.0310	0.0243	0.0300	0.0228	0.0467	45.03%
Garden	HR@50	0.0319	0.0965	0.0946	0.1525	0.1593	0.1573	0.1486	0.1632	0.2177	33.39%
	MRR	0.0049	0.0105	0.0333	0.0408	0.0255	0.0266	0.0257	0.0277	0.0459	12.50%
Instant Video	HR@50	0.1240	0.2350	0.1650	0.2120	0.2430	0.1910	0.2570	0.1620	0.2790	8.56%
	MRR	0.0173	0.0376	0.0426	0.0541	0.0414	0.0367	0.0441	0.0275	0.0634	17.19%
LastFM	HR@50	0.1314	0.3659	0.1682	0.2808	0.3733	0.2503	0.3785	0.1756	0.3901	3.06%
	MRR	0.0224	0.1062	0.0645	0.0869	0.1209	0.1276	0.1147	0.0343	0.1312	2.82%
MovieTweetings	HR@50	0.1687	0.1749	0.3314	0.3417	0.3105	0.3286	0.2755	0.3332	0.3602	5.41%
	MRR	0.0204	0.0231	0.0700	0.0674	0.0534	0.0476	0.0421	0.0585	0.0811	15.86%

Table 3: HR@50 of AttRec with and without Self-Attention.

Dataset	ML-100K	ML-1M	Garden	Digit Music
w/ Self-Att	0.5273	0.5223	0.2177	0.2205
w/o Self-Att	0.5015	0.5045	0.2026	0.2022

final recapitulation, AttRec consistently outperforms all baselines by a wide margin, which clearly answers **RQ1**.

5 MODEL ANALYSIS AND DISCUSSION

In this section, we dive into an in-depth model analysis, aiming to further understand behaviour of our model to answer the **RQ2**.

Impact of Self-Attention. Although we can infer the efficacy of self-attention implicitly from Table 2, we would like to verify the effectiveness of the self-attention mechanism explicitly. We remove the self-attention module from AttRec and replace m_t^u with the mean of X_t^u , that is: $m_t^u = \frac{1}{L} \sum_{l=1}^L X_{tl}^u$.

Table 3 shows the comparison between with and without self-attention. We observe that with self-attention indeed improves the performance. From both Tables 2 and Table 3, we find that even without self-attention, our model can still beat all baselines

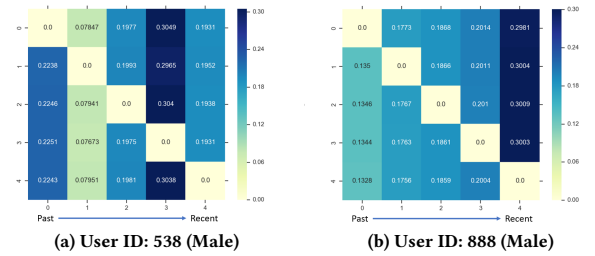


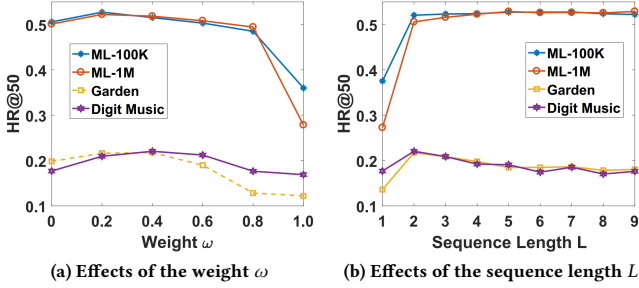
Figure 3: Attention weights of two randomly selected users for prediction. The color scale represents the strength of the attention weights. Item information is not listed due to limited space. (Best viewed in color.)

on these four datasets. This also justifies the method we use for preference modelling. Furthermore, in order to study the effect of self-attention, we visualize the self-attention matrix on MovieLens 100K in Figure 3.

We make two observations from the results. First, the attention matrix is column distinguishable even they are unintentionally

Table 4: HR@50 of AttRec with different aggregation methods.

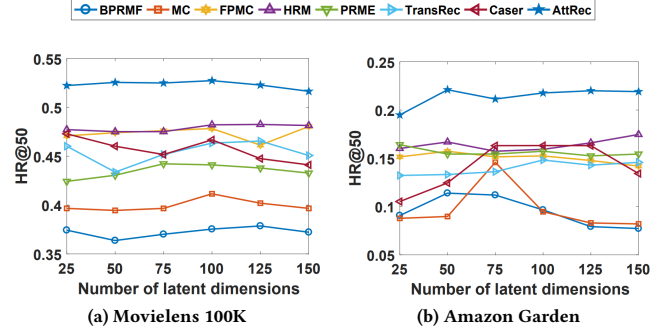
Dataset	ML-100K	ML-1M	Garden	Digit Music
Mean	0.5273	0.5223	0.2177	0.2205
Sum	0.4883	0.5201	0.2046	0.1908
Max	0.5254	0.5229	0.1892	0.1925
Min	0.5244	0.5267	0.1525	0.1548

**Figure 4: Effects of the weight ω and effects of the sequence length L on four datasets.**

trained to achieve this. Each column represents the importance and weight for the corresponding action. Intuitively, the self-attention matrix allows us to inspect how much an action contributes to the overall short-term intent representation. Second, AttRec will not simply put more emphasis on recent actions, but learns to attend over previous actions with different weights automatically. For example, the most recent items are given higher weights for user “888”, while higher weights are assigned to the first and fourth items for user “538”. Evidently, analyzing the attention weights could lead to benefits in interpretability.

Impact of Aggregation Method. As aforementioned, we can use different aggregation strategies to get the representation of user short-term intents. Here, we explored four types of strategies to check their suitability. Table 4 shows the results of using different aggregation methods. We observe that “mean” achieves desirable performance on both sparse and dense datasets. The other three aggregation methods seem to be underperforming especially on sparse datasets. This is reasonable as m_t^u shall influence the embedding of the next item (X_{t+1}^u). Using mean aggregation could retain more information.

Impact of weight ω . The parameter ω controls the contribution of short-term and long-term effects. Observe from Figure 4a, considering only short term intents ($\omega = 0$) usually get better performance than considering only long-term preference ($\omega = 1.0$). Setting ω to a value between 0.2 and 0.4 is more preferable, which also indicates that short-term intent play a more important role in sequential recommendation. Additionally, the impact of ω also reflects the strength of sequential signal in the datasets. Datasets with higher sequential signal (dense datasets such as Movielens, detail sequential intensity evaluation can be found in [29]) hit their best performance with a lower ω value.

**Figure 5: HR@50 (y-axis) vs. the number of latent dimensions (x-axis) on Movielens 100K and Amazon Garden.****Table 5: Runtime comparison (second/epoch) between AttRec and Caser on four datasets.**

Dataset	ML-100K	ML-1M	Garden	Digit Music
AttRec	1.315	15.429	0.169	1.525
Caser	1.309	15.328	0.120	0.956

Impact of sequence length L . Figure 4b shows the impact of the sequence length L . We observe that the proper L is highly dependent on the density of datasets. On MovieLens datasets where average number of actions per user is greater than a hundred, setting L to a larger value is beneficial to the performance. However, L should be set to a small value on sparse datasets, which is reasonable as increasing L will results in training sample decrease. Note that self-attention is capable of drawing dependencies between distant positions [34], which theoretically allows learning on very lengthy sequence.

Impact of Number of Latent Dimensions. Figure 5 shows the HR@50 for various d while keeping other optimal hyper-parameters unchanged. We make three observations from this figure. First, our model consistently outperforms all other baselines on all latent dimensions. Secondly, a larger latent dimension does not necessarily leads to better model performance. Overfitting could be a possible reason. Third, some models such as MC and Caser perform unstably, which might limit their usefulness.

Model Efficiency. Table 5 shows the runtime comparison with Caser. Other baselines are not listed here as the implementation cannot leverage the computation power of GPU. Experiments were run with batch size of 1000 on a NVIDIA TITAN X Pascal GPU. We observe that AttRec only incurs a small computational cost over Caser. This cost might be caused by the use of dual embedding and Euclidean distance calculation. Since both Caser and AttRec are trained in a pairwise manner, the difference in convergence speed is subtle. For example, it takes fewer than 30 epochs for AttRec to achieve its best performance on Movielens 100K.

6 CONCLUSION

In this paper, we proposed AttRec, a novel self-attention based metric learning approach for sequential recommendation. Our model

incorporates both user short-term intent and long-term preference to predict her next actions. It utilizes the self-attention to learn user's short-term intents from her recent actions. Analysis shows that AttRec could accurately capture the importance of user recent actions. In addition, we generalize self attention mechanism into metric learning methodology for sequence prediction task, which possess good effectiveness on sequential recommendation.

In the future, we will investigate incorporating user and item side information to overcome the sparsity problem. Additionally, we believe that our model is adaptable to other related sequence prediction tasks, such as session-based recommendation or click-through prediction.

Acknowledgment. To be completed in final version.

REFERENCES

- [1] Antoine Bordes, Nicolas Usunier, Alberto Garcia-Duran, Jason Weston, and Oksana Yakhnenko. 2013. Translating embeddings for modeling multi-relational data. In *Advances in neural information processing systems*. 2787–2795.
- [2] Jingyuan Chen, Hanwang Zhang, Xiangnan He, Liqiang Nie, Wei Liu, and Tat-Seng Chua. 2017. Attentive collaborative filtering: Multimedia recommendation with item-and component-level attention. In *Proceedings of the 40th International ACM SIGIR conference on Research and Development in Information Retrieval*. ACM, 335–344.
- [3] Xu Chen, Hongteng Xu, Yongfeng Zhang, Jiaxi Tang, Yixin Cao, Zheng Qin, and Hongyuan Zha. 2018. Sequential recommendation with user memory networks. In *Proceedings of the Eleventh ACM International Conference on Web Search and Data Mining*. ACM, 108–116.
- [4] Xu Chen, Yongfeng Zhang, Qingyao Ai, Hongteng Xu, Junchi Yan, and Zheng Qin. 2017. Personalized Key Frame Recommendation. In *Proceedings of the 40th International ACM SIGIR Conference on Research and Development in Information Retrieval (SIGIR '17)*. ACM, New York, NY, USA, 315–324. DOI: <http://dx.doi.org/10.1145/3077136.3080776>
- [5] John Duchi, Elad Hazan, and Yoram Singer. 2011. Adaptive subgradient methods for online learning and stochastic optimization. *Journal of Machine Learning Research* 12, Jul (2011), 2121–2159.
- [6] Shanshan Feng, Xutao Li, Yifeng Zeng, Gao Cong, Yeow Meng Chee, and Quan Yuan. 2015. Personalized Ranking Metric Embedding for Next New POI Recommendation. In *Proceedings of the 24th International Conference on Artificial Intelligence (IJCAI'15)*. AAAI Press, 2069–2075.
- [7] Jonas Gehring, Michael Auli, David Grangier, Denis Yarats, and Yann N Dauphin. 2017. Convolutional sequence to sequence learning. *arXiv preprint arXiv:1705.03122* (2017).
- [8] Yuyun Gong and Qi Zhang. 2016. Hashtag Recommendation Using Attention-based Convolutional Neural Network. In *Proceedings of the Twenty-Fifth International Joint Conference on Artificial Intelligence (IJCAI'16)*. AAAI Press, 2782–2788.
- [9] Ian Goodfellow, Yoshua Bengio, Aaron Courville, and Yoshua Bengio. 2016. *Deep learning*. Vol. 1. MIT press Cambridge.
- [10] Ruining He, Wang-Cheng Kang, and Julian McAuley. 2018. Translation-based Recommendation: A Scalable Method for Modeling Sequential Behavior. In *Proceedings of the Twenty-Seventh International Joint Conference on Artificial Intelligence, IJCAI 2018, July 13-19, 2018, Stockholm, Sweden*. 5264–5268. DOI: <http://dx.doi.org/10.24963/ijcai.2018/734>
- [11] Ruining He, Wang-Cheng Kang, and Julian McAuley. 2017. Translation-based recommendation. In *Proceedings of the Eleventh ACM Conference on Recommender Systems*. ACM, 161–169.
- [12] Ruining He and Julian McAuley. 2016. Fusing similarity models with markov chains for sparse sequential recommendation. In *Data Mining (ICDM), 2016 IEEE 16th International Conference on*. IEEE, 191–200.
- [13] Ruining He and Julian McAuley. 2016. Ups and downs: Modeling the visual evolution of fashion trends with one-class collaborative filtering. In *proceedings of the 25th international conference on world wide web*. International World Wide Web Conferences Steering Committee, 507–517.
- [14] Ruining He and Julian McAuley. 2016. VBPR: Visual Bayesian Personalized Ranking from Implicit Feedback. In *AAAI*. 144–150.
- [15] Xiangnan He, Xiaoyu Du, Xiang Wang, Feng Tian, Jinhui Tang, and Tat-Seng Chua. 2018. Outer Product-based Neural Collaborative Filtering. In *Proceedings of the Twenty-Seventh International Joint Conference on Artificial Intelligence, IJCAI 2018, July 13-19, 2018, Stockholm, Sweden*. 2227–2233. DOI: <http://dx.doi.org/10.24963/ijcai.2018/308>
- [16] X. He, Z. He, J. Song, Z. Liu, Y. G. Jiang, and T. S. Chua. 2018. NAIS: Neural Attentive Item Similarity Model for Recommendation. *IEEE Transactions on Knowledge and Data Engineering* (2018), 1–1. DOI: <http://dx.doi.org/10.1109/TKDE.2018.2831682>
- [17] Xiangnan He, Lizi Liao, Hanwang Zhang, Liqiang Nie, Xia Hu, and Tat-Seng Chua. 2017. Neural collaborative filtering. In *Proceedings of the 26th International Conference on World Wide Web*. International World Wide Web Conferences Steering Committee, 173–182.
- [18] Balázs Hidasi, Alexandros Karatzoglou, Linas Baltrunas, and Domonkos Tikk. 2015. Session-based recommendations with recurrent neural networks. *arXiv preprint arXiv:1511.06939* (2015).
- [19] Balázs Hidasi, Alexandros Karatzoglou, Linas Baltrunas, and Domonkos Tikk. 2015. Session-based Recommendations with Recurrent Neural Networks. *CoRR abs/1511.06939* (2015). arXiv:1511.06939
- [20] Cheng-Kang Hsieh, Longqi Yang, Yin Cui, Tsung-Yi Lin, Serge Belongie, and Deborah Estrin. 2017. Collaborative metric learning. In *Proceedings of the 26th International Conference on World Wide Web*. International World Wide Web Conferences Steering Committee, 193–201.
- [21] Dietmar Jannach and Malte Ludewig. 2017. When Recurrent Neural Networks Meet the Neighborhood for Session-Based Recommendation. In *Proceedings of the Eleventh ACM Conference on Recommender Systems (RecSys '17)*. ACM, New York, NY, USA, 306–310. DOI: <http://dx.doi.org/10.1145/3109859.3109872>
- [22] Yehuda Koren. 2009. Collaborative filtering with temporal dynamics. In *Proceedings of the 15th ACM SIGKDD international conference on Knowledge discovery and data mining*. ACM, 447–456.
- [23] Yann LeCun, Yoshua Bengio, and Geoffrey Hinton. 2015. Deep learning. *nature* 521, 7553 (2015), 436.
- [24] Jing Li, Pengjie Ren, Zhumin Chen, Zhaochun Ren, Tao Lian, and Jun Ma. 2017. Neural attentive session-based recommendation. In *Proceedings of the 2017 ACM on Conference on Information and Knowledge Management*. ACM, 1419–1428.
- [25] Julian McAuley, Christopher Targett, Qinfeng Shi, and Anton Van Den Hengel. 2015. Image-based recommendations on styles and substitutes. In *Proceedings of the 38th International ACM SIGIR Conference on Research and Development in Information Retrieval*. ACM, 43–52.
- [26] Massimo Quadrana, Paolo Cremonesi, and Dietmar Jannach. 2018. Sequence-aware recommender systems. *arXiv preprint arXiv:1802.08452* (2018).
- [27] Steffen Rendle, Christoph Freudenthaler, Zeno Gantner, and Lars Schmidt-Thieme. 2009. BPR: Bayesian personalized ranking from implicit feedback. In *Proceedings of the twenty-fifth conference on uncertainty in artificial intelligence*. AUAI Press, 452–461.
- [28] Steffen Rendle, Christoph Freudenthaler, and Lars Schmidt-Thieme. 2010. Factorizing Personalized Markov Chains for Next-basket Recommendation. In *Proceedings of the 19th International Conference on World Wide Web (WWW '10)*. ACM, New York, NY, USA, 811–820. DOI: <http://dx.doi.org/10.1145/1772690.1772773>
- [29] Jiaxi Tang and Ke Wang. 2018. Personalized Top-N Sequential Recommendation via Convolutional Sequence Embedding. In *Proceedings of the Eleventh ACM International Conference on Web Search and Data Mining (WSDM '18)*. ACM, New York, NY, USA, 565–573. DOI: <http://dx.doi.org/10.1145/3159652.3159656>
- [30] Yi Tay, Luu Anh Tuan, and Siu Cheung Hui. 2018. Latent relational metric learning via memory-based attention for collaborative ranking. In *Proceedings of the 2018 World Wide Web Conference on World Wide Web*. International World Wide Web Conferences Steering Committee, 729–739.
- [31] Yi Tay, Anh Tuan Luu, and Siu Cheung Hui. 2018. CoupleNet: Paying Attention to Couples with Coupled Attention for Relationship Recommendation. *arXiv preprint arXiv:1805.11535* (2018).
- [32] Yi Tay, Luu Anh Tuan, and Siu Cheung Hui. 2018. Multi-Pointer Co-Attention Networks for Recommendation. *arXiv preprint arXiv:1801.09251* (2018).
- [33] Aaron Van den Oord, Sander Dieleman, and Benjamin Schrauwen. 2013. Deep content-based music recommendation. In *Advances in neural information processing systems*. 2643–2651.
- [34] Ashish Vaswani, Noam Shazeer, Niki Parmar, Jakob Uszkoreit, Llion Jones, Aidan N Gomez, Lukasz Kaiser, and Illia Polosukhin. 2017. Attention is all you need. In *Advances in Neural Information Processing Systems*. 5998–6008.
- [35] Hao Wang, Naiyan Wang, and Dit-Yan Yeung. 2015. Collaborative deep learning for recommender systems. In *Proceedings of the 21th ACM SIGKDD International Conference on Knowledge Discovery and Data Mining*. ACM, 1235–1244.
- [36] Pengfei Wang, Jiafeng Guo, Yanyan Lan, Jun Xu, Shengxian Wan, and Xueqi Cheng. 2015. Learning Hierarchical Representation Model for Next Basket Recommendation. In *Proceedings of the 38th International ACM SIGIR Conference on Research and Development in Information Retrieval*. ACM, New York, NY, USA, 403–412. DOI: <http://dx.doi.org/10.1145/2766462.2767694>
- [37] Suhang Wang, Yilin Wang, Jiliang Tang, Kai Shu, Suhas Ranganath, and Huan Liu. 2017. What Your Images Reveal: Exploiting Visual Contents for Point-of-Interest Recommendation. In *Proceedings of the 26th International Conference on World Wide Web*. International World Wide Web Conferences Steering Committee, Republic and Canton of Geneva, Switzerland, 391–400. DOI: <http://dx.doi.org/10.1145/3038912.3052638>
- [38] Xiang Wang, Xiangnan He, Liqiang Nie, and Tat-Seng Chua. 2017. Item silk road: Recommending items from information domains to social users. In *Proceedings of the 40th International ACM SIGIR conference on Research and Development in*

- Information Retrieval*. ACM, 185–194.
- [39] Chao-Yuan Wu, Amr Ahmed, Alex Beutel, Alexander J. Smola, and How Jing. 2017. Recurrent Recommender Networks. In *Proceedings of the Tenth ACM International Conference on Web Search and Data Mining (WSDM '17)*. ACM, New York, NY, USA, 495–503. DOI: <http://dx.doi.org/10.1145/3018661.3018689>
 - [40] Liang Xiong, Xi Chen, Tzu-Kuo Huang, Jeff Schneider, and Jaime G Carbonell. 2010. Temporal collaborative filtering with bayesian probabilistic tensor factorization. In *Proceedings of the 2010 SIAM International Conference on Data Mining*. SIAM, 211–222.
 - [41] Feng Yu, Qiang Liu, Shu Wu, Liang Wang, and Tieniu Tan. 2016. A dynamic recurrent model for next basket recommendation. In *Proceedings of the 39th International ACM SIGIR conference on Research and Development in Information Retrieval*. ACM, 729–732.
 - [42] Shuai Zhang, Lina Yao, and Aixin Sun. 2017. Deep learning based recommender system: A survey and new perspectives. *arXiv preprint arXiv:1707.07435* (2017).
 - [43] Shuai Zhang, Lina Yao, Aixin Sun, Sen Wang, Guodong Long, and Manqing Dong. 2018. NeuRec: On Nonlinear Transformation for Personalized Ranking. *arXiv preprint arXiv:1805.03002* (2018).
 - [44] Shuai Zhang, Lina Yao, Yi Tay, Xiwei Xu, Xiang Zhang, and Liming Zhu. 2018. Metric Factorization: Recommendation beyond Matrix Factorization. *arXiv preprint arXiv:1802.04606* (2018).
 - [45] Shuai Zhang, Lina Yao, and Xiwei Xu. 2017. AutoSVD++: An Efficient Hybrid Collaborative Filtering Model via Contractive Auto-encoders. In *Proceedings of the 40th International ACM SIGIR Conference on Research and Development in Information Retrieval (SIGIR '17)*. ACM, New York, NY, USA, 957–960. DOI: <http://dx.doi.org/10.1145/3077136.3080689>
 - [46] Shuai Zhang, Lina Yao, Xiwei Xu, Sen Wang, and Liming Zhu. 2017. Hybrid collaborative recommendation via semi-autoencoder. In *International Conference on Neural Information Processing*. Springer, 185–193.
 - [47] Yongfeng Zhang, Qingyao Ai, Xu Chen, and W. Bruce Croft. 2017. Joint Representation Learning for Top-N Recommendation with Heterogeneous Information Sources. In *Proceedings of the 2017 ACM on Conference on Information and Knowledge Management*. ACM, New York, NY, USA, 1449–1458. DOI: <http://dx.doi.org/10.1145/3132847.3132892>