

A Dark Vector Resonance at CLIC

Constanza Callender¹, Alfonso R. Zerwekh²

*Departamento de Física and Centro Científico-Tecnológico de Valparaíso, Universidad
Técnica Federico Santa María, Valparaíso, Chile*

Abstract

One of the main problems in Particle Physics is to understand the origin and nature of Dark Matter. An exciting possibility is to consider that the Dark Matter belongs to a new complex but hidden sector. In this paper, we assume the existence of a strongly interacting dark sector consisting on a new scalar doublet and new vector resonances, in concordance with a model recently proposed by our group [10]. Since in a previous work it was found that it is very challenging to find the new vector resonances, here we study the possibility of finding them at the a future Compact Linear Collider (CLIC) running at $\sqrt{s} = 3$ TeV. We found two distinct scenarios: when the non-standard scalars are heavy, the dark resonance is intense enough to make its discovery possible at CLIC when the resonance mass is in the range $[2000, 3000]$ GeV. In the second scenario, when the non-standard scalars are light, the new vector boson is too broad to be recognized as a resonance and is not detectable except when the mass of the scalars is close to (but smaller than) a half of the resonance mass and the scale of the dark sector is high. In all the possitive cases, less that a tenth of the maximum integrated luminosity is needed to reach the discovery level.

Keywords: Vector Resonances, Dark Sector, CLIC, Dark Matter

1. Introduction

The accumulated astrophysical evidence in favor of the Cold Dark Matter hypothesis is, currently, one of the main reasons to study extensions of the Standard Model (SM). A very popular construction in this area is to consider a second scalar field transforming as a doublet of $SU(2)_L$, supplemented by an unbroken Z_2 symmetry. This is the so called “Inert Two Higgs Doubelt Model” (i2HDM) [1, 2, 3]. Recently, motivated by the hypothesis that the dark sector may be a complex one with its own set of non-Abelian interactions, our group studied a modified version of the i2HDM where the standard sector and the inert scalar doublet transform under different local $SU(2)$ groups. As we will see in

¹cony.callender@gmail.com

²alfonso.zerwekh@usm.cl

the next section, at low energy, the resulting model is just the i2HDM with extra massive vector resonances which couple weakly to the standard sector but strongly to the new scalars. Our study shows that the new resonances introduce important modification on observables like the predicted relic density of the Dark Matter candidate. Moreover, we also learned that the eventual detection of the vector resonances at the LHC is a very challenging task even in the high luminosity regime. For this reason, it seems wise to study the detectability of these resonances in future accelerators, specially in the clean environment of the planned lepton colliders. However, from the future electron-positron colliders, only CLIC is planned to run at an energy high enough ($\sqrt{s} = 3$ TeV) to explore the mass range we expect for the vector resonance (overviews of CLIC and its possibility to search for New Physics can be found in [4, 5, 6, 7, 8, 9]). Additionally, the projected luminosity (2 attobarns) promises an adequate scenario for discovering subtle effects like the existence of a dark resonance.

In this work, we study the possibility of discovering the non-Abelian vector resonances at CLIC. The paper is organized in the following way. In section 2, we briefly describe our model emphasizing the new vector sector. Then, in section 3, we describe our analysis and our results. Finally, in section 4, we state our conclusions.

2. Model Reminder

Our model is an extension of the Inert Two Higgs Doublet Model and is based on the gauge group $SU(2)_1 \times SU(2)_2 \times U(1)_Y$. Our construction has been completely described in [10] and here we only remind its most important aspects.

The standard sector (including a scalar doublet) is assumed to transform under $SU(2)_1$ while a second scalar doublet transforms under $SU(2)_2$. The breaking down of the $SU(2)_1 \times SU(2)_2$ to the standard $SU(2)_L$ is non-linearly described by a link field Σ which transforms as a bi-doublet under $SU(2)_1 \times SU(2)_2$. After this original symmetry breaking process, which we assume to happen at a scale u larger than the electroweak scale, the Lagrangian can be written down as:

$$\begin{aligned}
\mathcal{L} = & -\frac{1}{2}Tr[F_{1\mu\nu}F_1^{\mu\nu}] - \frac{1}{2}Tr[F_{2\mu\nu}F_2^{\mu\nu}] - \frac{1}{4}[B_{\mu\nu}B^{\mu\nu}] \\
& + \frac{u^2}{2}Tr[(g_1A_{1\mu} - g_2A_{2\mu})(g_1A_1^\mu - g_2A_2^\mu)] \\
& + (D_\mu\phi_1)^\dagger(D^\mu\phi_1) + (D_\mu\phi_2)^\dagger(D^\mu\phi_2) + m_1^2(\phi_1^\dagger\phi_1) + m_2^2(\phi_2^\dagger\phi_2) \\
& - \lambda_1(\phi_1^\dagger\phi_1)^2 - \lambda_2(\phi_2^\dagger\phi_2)^2 - \lambda_3(\phi_1^\dagger\phi_1)(\phi_2^\dagger\phi_2) \\
& - \lambda_4(\phi_1^\dagger\phi)(\phi_2^\dagger\phi_1) - \frac{\lambda_5}{2}\left[(\phi_1^\dagger\phi_2)^2 + (\phi_2^\dagger\phi_1)^2\right]
\end{aligned} \tag{1}$$

where $A_{1\mu}$ and $A_{2\mu}$ are the gauge bosons of $SU(2)_1$ and $SU(2)_2$ respectively and $B_{\mu\nu} = \partial_\mu B_\nu - \partial_\nu B_\mu$ is the field strength tensor of $U(1)_Y$. The scalar doublets are denoted by ϕ_1 and ϕ_2 and their covariant derivatives are:

$$D_\mu \phi_j = \partial_\mu \phi_j - i g_j A_{j\mu} \phi_j - i \frac{g_Y}{2} B_\mu \phi_j. \quad (2)$$

As usual, the electroweak symmetry is spontaneously broken when ϕ_1 acquires a vacuum expectation value (vev) $\langle \phi_1 \rangle = (0, v/\sqrt{2})^T$. We assume that ϕ_2 does not get a vev and consequently the Lagrangian remains invariant under the Z_2 transformation $\phi_2 \rightarrow -\phi_2$.

In the limit where the coupling constant associated to $SU(2)_2$ (g_2) is much larger than the one associated to $SU(2)_1$ (g_1), the physical vector fields can be written in terms of the gauge eigenstates as follows:

$$A_\mu = \frac{g_Y}{\sqrt{g_1^2 + g_Y^2}} A_{1\mu}^3 + \frac{g_1 g_Y}{g_2 \sqrt{g_1^2 + g_Y^2}} A_{2\mu}^3 + \frac{g_1}{\sqrt{g_1^2 + g_Y^2}} B_\mu \quad (3)$$

$$Z_\mu = -\frac{g_1}{\sqrt{g_1^2 + g_Y^2}} A_{1\mu}^3 - \frac{g_1^2}{g_2 \sqrt{g_1^2 + g_Y^2}} A_{2\mu}^3 + \frac{g_Y}{\sqrt{g_1^2 + g_Y^2}} B_\mu \quad (4)$$

$$\rho_\mu^0 = -\frac{g_1}{g_2} A_{1\mu}^3 + A_{2\mu}^3. \quad (5)$$

and

$$W_\mu^\pm = A_{1\mu}^\pm + \frac{g_1}{g_2} A_{2\mu}^\pm \quad (6)$$

$$\rho_\mu^\pm = -\frac{g_1}{g_2} A_{1\mu}^\pm + A_{2\mu}^\pm \quad (7)$$

where $\rho_\mu^{0,\pm}$ designates the new vector resonances and as usual, $A_{n\mu}^\pm = \frac{1}{\sqrt{2}} (A_{n\mu}^1 \mp A_{n\mu}^2)$.

In the scalar sector, the spectrum is straightforward since no mass mixing term arise due to the Z_2 symmetry. Consequently, near the minimum of the potential, the scalar doublets can be parameterized as:

$$\phi_1 = \frac{1}{\sqrt{2}} \begin{pmatrix} 0 \\ v + H \end{pmatrix} \quad \phi_2 = \frac{1}{\sqrt{2}} \begin{pmatrix} \sqrt{2} h^+ \\ h_1 + i h_2 \end{pmatrix} \quad (8)$$

Notice that the Z_2 symmetry makes the lightest new scalar (typically h_1) stable and a dark matter candidate [10]. For this reason, we call the new sector (formed by $\rho_\mu^{0,\pm}$, h_1 , h_2 and h^\pm) the ‘‘dark sector’’.

The model discribed above has several new parameter such as the masses of the new vector and scalar states, the scale u , the parameters of the scalar potential. However, in this work, the only relevant free parameters of the model are: the masses of the vector resonances (M_ρ), the masses of the new scalars (m_{h1} , m_{h2} and $m_{h\pm}$) and $a \equiv u/v$.

3. Results

The aim of this work is to study the possibility of discovering the new vector resonance ρ_μ at the future lepton collider CLIC. The basic idea is to take profit from its high energy mode ($\sqrt{s} = 3$ TeV), its expected high integrated luminosity ($\mathcal{L} \approx 2 \text{ ab}^{-1}$) and to use the effects of initial state radiation and radiative return to the resonance in order to scan the relevant range of possible ρ mass values: $M_\rho \in [2, 3]$ TeV. We focus on the process $e^+e^- \rightarrow \mu^+\mu^-$ which, at leading order, is described only by the interchange of photon, a Z -boson and a ρ^0 in the s-channel.

Our model was implemented in CalcHEP [11] using the LanHEP [12, 13] package. We used CalcHEP to generate events taking into account the initial state radiation with the accelerator parameters informed by the Particle Data Group [14] and listed in the Table 1.

Parameter	Value
Maximum Beam Energy	1.5 TeV
Bunch length	$4.4 \times 10^{-3} \text{ cm}$
Beam Radius	H: $4.5 \times 10^{-2} \mu\text{m}$
	V: $9 \times 10^{-4} \mu\text{m}$
Particles per bunch	0.37×10^{10}
Luminosity	$6 \times 10^{34} \text{ cm}^{-2}\text{s}^{-1}$

Table 1: CLIC parameters

In this simulation, we considered the contributions of the standard sector as well as the production of the dark resonance. The events generated with CalcHEP were smeared in order to take into account a finite momentum resolution of the detector. For this purpose, we use $\Delta p/p = 0.05$. Then, we computed the invariant mass of the $\mu^+\mu^-$ pair in an interval around the (expected) mass of the resonance. Finally we fit the spectrum with a gaussian resonance and a quadratic background in order to obtain the number of resonant events and the number of background events. All our simulations were at leading order and we considered only the irreducible background.

As was already pointed out in [10], the possibility of discovering the new vector bosons in a resonant process depends on whether they can decay or not into the new scalars. The reason behind this feature is we are assuming that the coupling constant g_2 is large (in order to guarantee small interactions with the standard sector), making the “dark sector” strongly coupled. Consequently two kinematic regimes open up depending of whether the masses new scalars are larger or smaller than $M_\rho/2$. We call them the Heavy Scalars and Light Scalars scenarios, respectively. In fact, the partial decay width of ρ^0 (which are relevant for the process we are studying) are given by:

$$\Gamma(\rho^0 \rightarrow \bar{f}f) = N_c \frac{a^2 M_W^4}{24\pi v^2 M_\rho^2} (M_\rho^2 - m_f^2) \sqrt{M_\rho^2 - 4m_f^2} \quad (9)$$

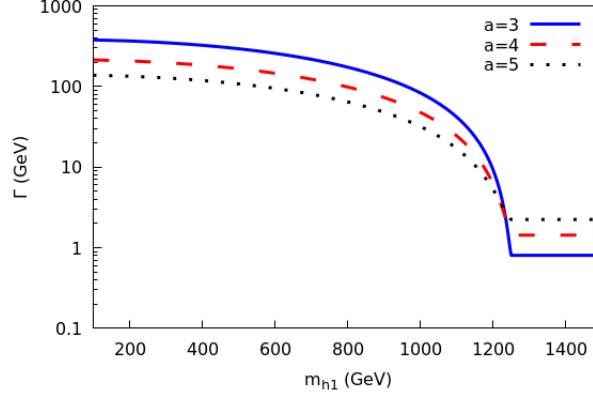


Figure 1: Width of the vector resonance (ρ_μ) as a function of the mass of the non-standard scalar in the case they are degenerated. Here we take $M_\rho = 2.5$ TeV

$$\Gamma(\rho^0 \rightarrow h_1 h_2) = \frac{1}{48\pi a^2 v^2 M_\rho^3} \left[M_\rho^2 - (m_{h1} + m_{h2})^2 \right]^{3/2} \left[M_\rho^2 - (m_{h1} - m_{h2})^2 \right]^{3/2} \quad (10)$$

$$\Gamma(\rho^0 \rightarrow h^+ h^-) = \frac{1}{48\pi a^2 v^2} \left[M_\rho^2 - 4m_{h\pm}^2 \right]^{3/2} \quad (11)$$

$$\Gamma(\rho^0 \rightarrow ZH) \approx \frac{a^2 M_W^4}{48\pi v^2 M_\rho} \quad (12)$$

where f represent a standard fermion, N_c is the number of colors and the last equation is given for $M_W \ll M_\rho$.

As an example, in Figure 1 we plot the total decay width of ρ^0 (with $M_\rho = 2500$ GeV) for three different values of a and as a function of m_{h1} when all the non-standard scalars are degenerated. We clearly see how quickly the total width grows for $m_{h1} < M_\rho/2$, originating the two kinematic regimes.

3.1. Case 1: Heavy Scalars Scenario

In the case of heavy scalars, the ρ^0 appears as a narrow resonance (with a width of just a few GeV) in the di-muon spectrum (see Figure 2a). After the smearing procedure, a broader peak is obtained (Figure 2b). We fit this peak in the interval $[M_\rho - M_\rho/10, M_\rho + M_\rho/10]$ and we extract a number of events for the signal and a number of events for the background. The corresponding cross sections are shown in Figure 3. We see that the signal (Fig. 3a) and the background (Fig. 3b) cross sections are of the same order of magnitude and the expected excess of events (for the projected luminosity) should be clearly observable. Indeed, using the usual definition for the statistical significance

$$s = \frac{\mathcal{L}\sigma_{\text{signal}}}{\sqrt{\mathcal{L}\sigma_{\text{signal}} + \mathcal{L}\sigma_{\text{background}}}}, \quad (13)$$

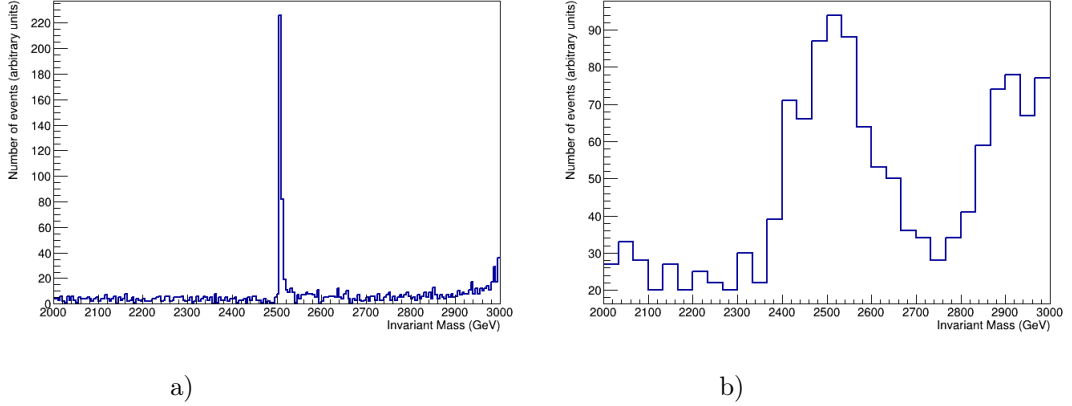


Figure 2: Example of resonance in the di-muon invariant mass spectrum with (right) and without (left) smearing

, we estimate the luminosity needed to get the discovery criteria $s = 5$. The result is shown in Figure 4.

3.2. Case 2: Light Scalars Scenario

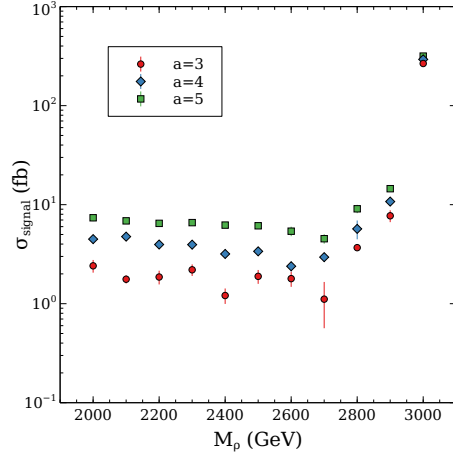
As we explained above, when the non-standard scalars are light the ρ^0 becomes broad and, in general it is difficult to identify it as a proper resonance. We explored the case where all the scalars are degenerated with a mass given by $m_{h1} = m_{h2} = m_{h\pm} = M_\rho/2 - 100$ GeV. After the smearing process we could fit resonances only in the case of $a = 5$. An example of such a resonance is shown in Figure 5.

Similarly to the previous case, we fit the spectrum and we identify the resonant and background events. The only difference is that, this time, we fit the resonance (and the background) in the interval $[M_\rho - M_\rho/5, M_\rho + M_\rho/5]$. Then, we compute the corresponding cross sections which are shown in Figure 6.

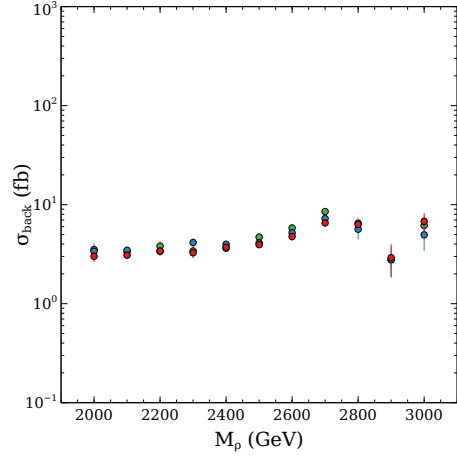
This time, the signal is systematically smaller than the background, but still comparable. At the maximum integrated luminosity a few thousands of signal events are expected. As in the previous case, we compute the integrated luminosity needed for reaching the discovery level. The results are shown in Figure 7.

4. Conclusions

In this paper, we studied the possibility of using CLIC to discover a new vector resonance associated to a hypothetical strongly coupled dark sector. We focused on the di-muon production and we have strongly relied on the radiative return to the resonance. In the case where the non-standard scalars are heavy enough to forbid the decay of the vector resonances into particles of the dark sector, we predict an important excess of event for the resonance masses



a)



b)

Figure 3: Signal (left) and background (right)

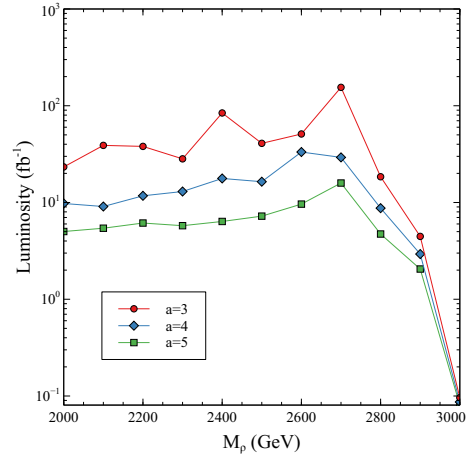


Figure 4: Luminosity needed to obtain a significance=5

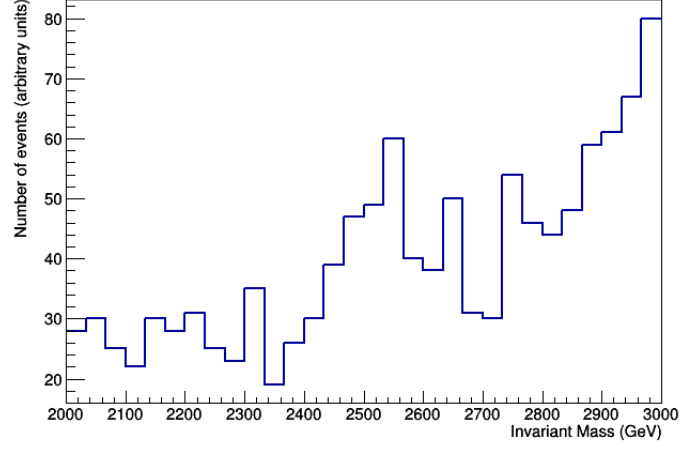


Figure 5: Example of resonance obtained in the case of light scalars. Here we take $M_\rho = 2500$ GeV, $m_{h1} = m_{h2} = m_{h\pm} = 1150$ GeV and $a = 5$

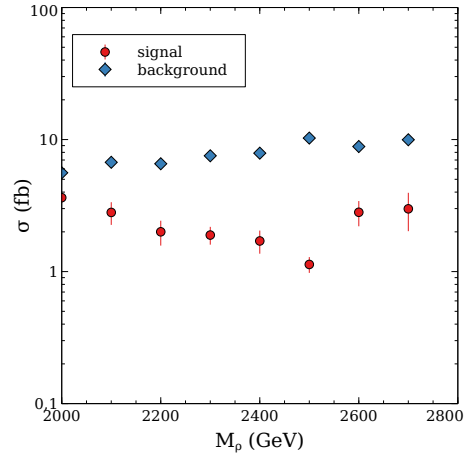


Figure 6: Signal and background cross sections for $a = 5$ and $m_{h1} = m_{h2} = m_{h\pm} = M_\rho/2 - 100$ GeV

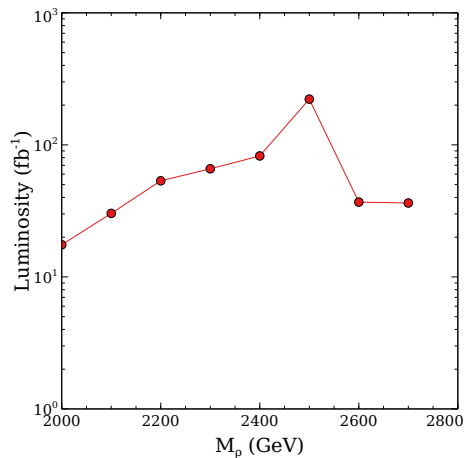


Figure 7: Luminosity needed to obtain a significance=5 in the case of light scalars and $a = 5$

we considered, even when a moderate smearing of the momentum is taken into account. When the scalars are light, the new vector becomes broad and it is difficult to define a resonance. A remarkable exception is found when the mass of the scalars is close to (but smaller than) a half of the resonance mass and the scale of the dark sector is high. In all these positive cases, the high energy and high luminosity projected for CLIC are enough for leading to the discovery of the new dark resonance or severely constrain the model. This fact suggests that CLIC would be an excellent environment for testing models with a complex dark sector and illustrates the importance of building such a machine for testing models beyond the Standard Model.

Acknowledgements

This work was supported in part by Conicyt (Chile) grants PIA/ACT-1406 and PIA/Basal FB0821, and by Fondecyt (Chile) grant 1160423. AZ is very thankful to the developers of MAXIMA [15] and the package Dirac2 [16]. These softwares were used in parts of this work.

References

- [1] Nilendra G. Deshpande and Ernest Ma, "Pattern of Symmetry Breaking with Two Higgs Doublets", Phys.Rev. D18 (1978), pp. 2574.
- [2] L. Lopez Honorez, E. Nezri, J. F. Oliver and M. H. G. Tytgat, "The Inert Doublet Model: An Archetype for Dark Matter," JCAP **0702**, 028 (2007) doi:10.1088/1475-7516/2007/02/028 [hep-ph/0612275].

- [3] R. Barbieri, L. J. Hall and V. S. Rychkov, “Improved naturalness with a heavy Higgs: An Alternative road to LHC physics,” *Phys. Rev. D* **74**, 015007 (2006) doi:10.1103/PhysRevD.74.015007 [hep-ph/0603188].
- [4] R. Ström [CLICdp Collaboration], “Overview of the CLIC detector and its physics potential,” *EPJ Web Conf.* **164**, 01020 (2017). doi:10.1051/epjconf/201716401020
- [5] H. Abramowicz *et al.*, “Higgs physics at the CLIC electron–positron linear collider,” *Eur. Phys. J. C* **77**, no. 7, 475 (2017) doi:10.1140/epjc/s10052-017-4968-5 [arXiv:1608.07538 [hep-ex]].
- [6] H. Abramowicz *et al.*, [CLICdp Collaboration], “Top-Quark Physics at the CLIC Electron-Positron Linear Collider,” arXiv:1807.02441 [hep-ex].
- [7] G. Milutinovic-Dumbelovic [CLICdp Collaboration], “Higgs and BSM physics at CLIC,” *PoS EPS -HEP2017*, 319 (2018). doi:10.22323/1.314.0319
- [8] N. van der Kolk [CLICdp Collaboration], “CLIC Detector and Physics Status,” arXiv:1703.08876 [physics.ins-det].
- [9] R. Simoniello [CLICdp Collaboration], “BSM physics at CLIC,” *PoS ICHEP 2016*, 153 (2016). doi:10.22323/1.282.0153
- [10] F. Rojas-Abatte, M. L. Mora, J. Urbina and A. R. Zerwekh, “Inert two-Higgs-doublet model strongly coupled to a non-Abelian vector resonance” *Phys. Rev. D* **96**, no. 9, 095025 (2017) doi:10.1103/PhysRevD.96.095025 [arXiv:1707.04543 [hep-ph]].
- [11] A. Belyaev, N. D. Christensen and A. Pukhov, “CalcHEP 3.4 for collider physics within and beyond the Standard Model,” *Comput. Phys. Commun.* **184**, 1729 (2013) doi:10.1016/j.cpc.2013.01.014 [arXiv:1207.6082 [hep-ph]].
- [12] A. Semenov, “LanHEP: A Package for the automatic generation of Feynman rules in field theory. Version 3.0,” *Comput. Phys. Commun.* **180**, 431 (2009) doi:10.1016/j.cpc.2008.10.012 [arXiv:0805.0555 [hep-ph]].
- [13] A. Semenov, “LanHEP — A package for automatic generation of Feynman rules from the Lagrangian. Version 3.2,” *Comput. Phys. Commun.* **201**, 167 (2016) doi:10.1016/j.cpc.2016.01.003 [arXiv:1412.5016 [physics.comp-ph]].
- [14] C. Patrignani et al. (Particle Data Group), *Chin. Phys. C*, **40**, 100001 (2016) and 2017 update.
- [15] Maxima, “Maxima, a computer algebra system. version 5.40.0”, 2017. <http://maxima.sourceforge.net/>.
- [16] E. L. Woollett, “Dirac2: A high energy physics package for maxima”, 2012. <http://web.csulb.edu/~woollett/>.