

## DOUBLY F-BOUNDED GENERICS

MOEZ A. ABDELGAWAD  
 INFORMATICS RESEARCH INSTITUTE, SRTA-CITY, ALEXANDRIA, EGYPT  
 MOEZ@CS.RICE.EDU

ABSTRACT. In this paper we suggest how f-bounded generics in nominally-typed OOP can be extended to the more general notion we call ‘doubly f-bounded generics’ and how doubly f-bounded generics can be reasoned about.

### 1. INTRODUCTION

F-bounded generics, as found in mainstream OO languages such as Java, C#, Scala and Kotlin, allows a type variable to be used in defining the upper bound of the type variable (*i.e.*, in defining its own upper bound). Doubly f-bounded generics allows a type variable to be used in defining both an upper bound *and* a lower bound of the type variable.

### 2. ILLUSTRATING EXAMPLE

Let’s recall that ‘f-bounded generics’ means ‘function-bounded generics’ (or, more precisely, using category-theoretic language, it means ‘functor-bounded generics’). This means that a bound of a type variable of some generic class is *not* a constant type but that it varies with the value of the type variable that gets passed to the class (*i.e.*, with the instantiating type argument) according to the function specified as the bounding function.

To illustrate more vividly how we think about f-bounded generics, and more generally about *doubly* f-bounded generics, let’s consider functions from analysis, *i.e.*, functions of type  $\mathbb{R} \rightarrow \mathbb{R}$  from real numbers to real numbers (extended with  $-\infty$  and  $\infty$ ).

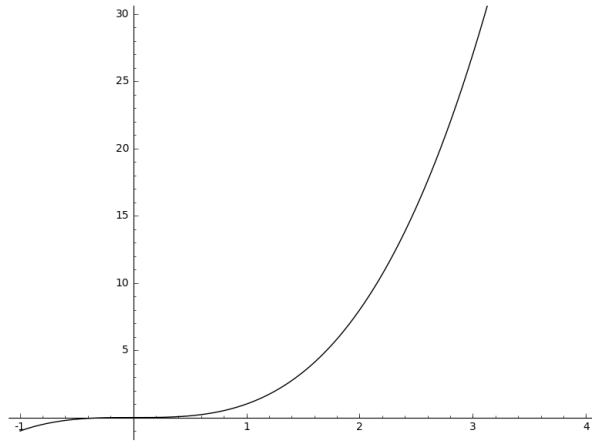
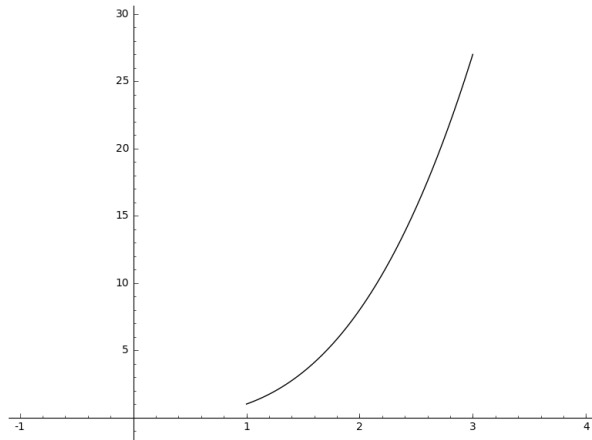
**Example 1.** Consider the function  $f(x) = x^3$  plotted in Figure 2.1. Function  $f$  is defined over all real numbers  $-\infty < x < \infty$ . For our purposes, it is more convenient to define  $f(-\infty) = -\infty$  and  $f(\infty) = \infty$ . Thus the domain of  $f$  is the closed interval  $[-\infty, \infty]$  (*i.e.*,  $f(x)$  is defined for  $-\infty \leq x \leq \infty$ ).<sup>1</sup>

To get a step closer to our model of doubly f-bounded generics, we first consider restricting the domain of a function using constants (also sometimes called ‘constant functions’, *i.e.*, ones whose value is independent of their input argument).

**Example 2.** Consider restricting the domain of the function  $f$  (of Example 1) to be the closed interval  $[1, 3]$ . This domain-restricted function can be expressed as  $f(1 \leq x \leq 3) = x^3$ . Figure 2.2 is a plot of this domain-restricted function.

---

<sup>1</sup>Later we will see that  $-\infty$  and  $\infty$  play a role similar to that of types `Null` and `Object`, respectively.

FIGURE 2.1. Function  $f(x) = x^3$ .FIGURE 2.2. Function  $f(x) = x^3$  for  $x \in [1, 3]$ .

More interestingly, we can consider restricting or bounding the domain of  $f$  using two (non-constant) *functions* over  $x$ .

**Example 3.** Consider the function  $f(x/2 \leq x \leq 3x) = x^3$ , whose parameter  $x$  is *f-bounded* (*i.e.*, function-bounded) by the two functions  $l(x) = x/2$  (for lower bound) and  $u(x) = 3x$  (for upper bound), plotted in Figure 2.3.

Notice that for plotting  $f$  we had to first decide which values for  $x$  are *valid* arguments to  $f$ , *i.e.*, which values simultaneously satisfy the two inequalities  $x/2 \leq x$  and  $x \leq 3x$ .

Using simple reasoning, it is easy to see that *both* inequalities are satisfied only for values of  $x \geq 0$  (check Figure 2.4 where valid values of  $x$  are those for which the corresponding green dotted line lies above the red line and below the blue line). Hence the plot of  $f$  in Figure 2.3. (Note also that the plot of  $f$  is completely

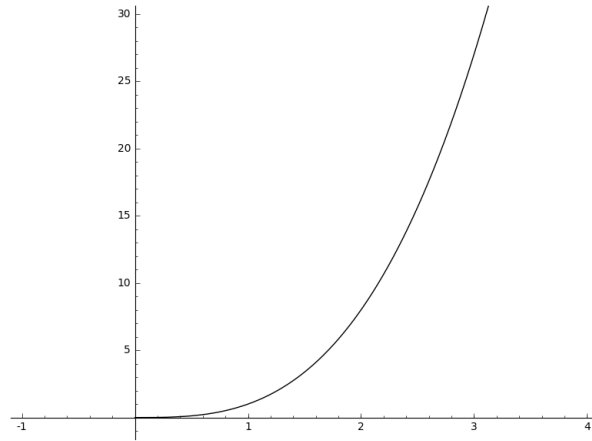


FIGURE 2.3. Function  $f(x) = x^3$  for  $x \in [\frac{x}{2}, 3x]$ .

independent from the plot of  $l$  and  $u$  that is used to decide the valid ranges for arguments of  $f$ .)

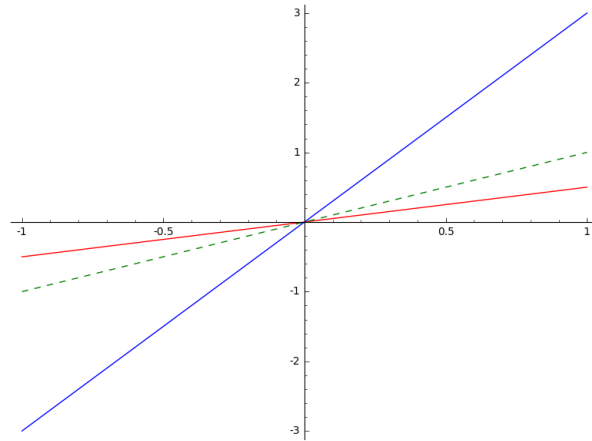


FIGURE 2.4. Functions  $l(x) = \frac{x}{2}$  and  $u(x) = 3x$ , together with  $id(x) = x$ .

To make things even more interesting and more “realistic”, we can use slightly more complex bounding functions.

**Example 4.** Consider the f-bounded function

$$f\left(\left((x-2)^2 + 1 \leq x \leq -(x-2)^2 + 3\right)\right) = x^3$$

plotted in Figure 2.5. The approximate domain of  $f$  can be decided using Figure 2.6. Approximately, the valid values of  $x$  are  $x \in [1.4, 2.6]$  (using the quadratic formula, valid values of  $x$  precisely are  $x \in \left[\frac{5-\sqrt{5}}{2}, \frac{3+\sqrt{5}}{2}\right]$ ).

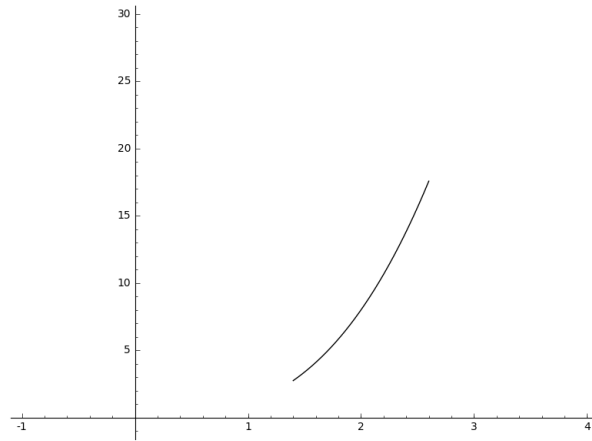


FIGURE 2.5. Function  $f(x) = x^3$  for  $x \in [(x-2)^2 + 1, -(x-2)^2 + 3]$ .

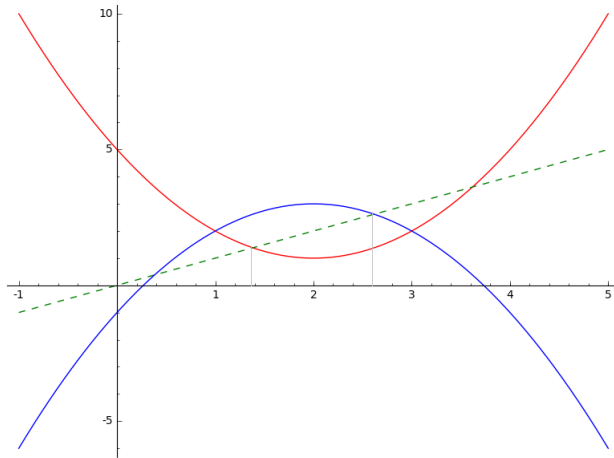


FIGURE 2.6. Functions  $l(x) = (x-2)^2 + 1$  and  $u(x) = -(x-2)^2 + 3$ , together with  $id(x) = x$ .

Finally, we make things even more interesting.

**Example 5.** Consider the f-bounded function

$$f(l(x) \leq x \leq u(x)) = x^3,$$

where

$$l(x) = (x-5)^3 - 10x + 65$$

and

$$u(x) = -(x-5)^3 + 10x - 37,$$

plotted in Figure 2.7. The approximate domain of  $f$  can be decided using Figure 2.8. Approximately, valid values of  $x$  are  $x \in [-\infty, 1.3] \cup [6, 7.7]$ . (The precise valid values of  $x$  can be found using Cardano's formula).

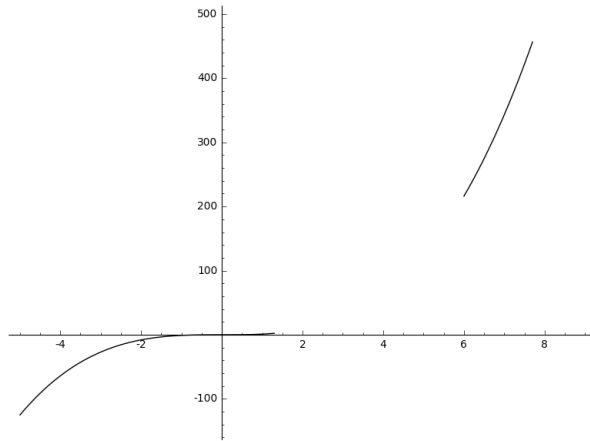


FIGURE 2.7. Function  $f(x) = x^3$  for  $x \in \left[ (x-5)^3 - 10x + 65, -(x-5)^3 + 10x - 37 \right]$ .

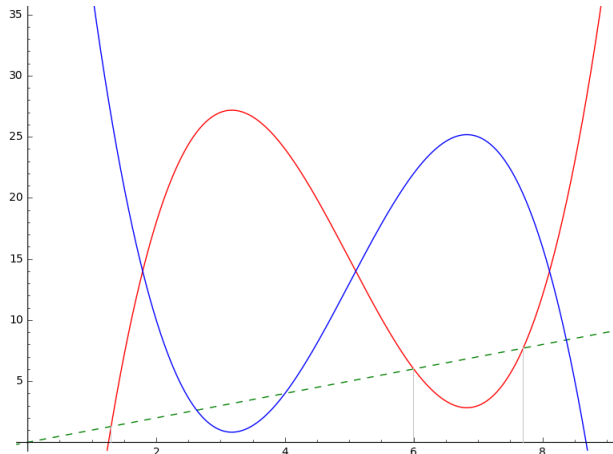


FIGURE 2.8. Functions  $l(x) = (x-5)^3 - 10x + 65$  and  $u(x) = -(x-5)^3 + 10x - 37$ , together with  $id(x) = x$ .

From the curves in Figure 2.8 and their crossings, we deduce that no other intervals are included in the domain of  $f$  (as noted earlier, valid values of  $x$  must have the corresponding red curve *below* the dotted green line and the corresponding blue curve *above* the dotted green line, but one or both of these two conditions are not true in all intervals lying outside  $[-\infty, 1.3]$  and  $[6, 7.7]$ ).

It should be noted that in all functions considered above we had a fixed “template”

$$f(l(x) \leq x \leq u(x)) = x^3$$

that got filled/instantiated with different pairs of functions  $l(x)$  and  $u(x)$  that define the lower and upper bound for *each value* of  $x$ , respectively.

Understanding this simple example (of f-bounded real-valued functions over the real numbers), particularly how the domain of  $f$  is decided in each of the cases above, is key to understanding how we view doubly f-bounded generics.

As the reader may have intuitively guessed by now, the most significant difference between this example and our model of doubly f-bounded generics is, simply, switching from the *totally* ordered set  $\mathbb{R}$  of real numbers (ordered by less-than-or-equals,  $\leq$ ) to the *partially* ordered set  $\mathbb{T}$  of generic types (ordered by subtyping,  $<:$ ). Understanding functions defined over f-bounded domains that happen to be partially ordered sets may not be visually intuitive as their totally ordered counterparts, yet the abstract (non-visual) understanding of how these functions are defined is almost as simple as understanding the definitions of the example functions (defined over a totally ordered set) that we presented above.

The construction of the graph of  $\mathbb{T}$ , *i.e.*, of the subtyping relation between generic types, is presented in [1]. Similar to how the different domains of function  $f$  were decided in the examples above, a type  $T$  is valid as a type argument to some generic class if the bounding types  $l(T)$  and  $u(T)$  define an *interval type* [2] in  $\mathbb{T}$ , or, more precisely, if there exists a path in the graph of  $\mathbb{T}$  that goes from the lower bound type  $l(T)$  to the upper bound type  $u(T)$  passing through  $T$  (which precisely corresponds to the condition, in the different plots of  $l(x)$  and  $u(x)$  presented above, that the red curve is below the dotted green line which in turn is below the blue curve).

### 3. MORE...

The usefulness and value of the example of functions from analysis lies not only in providing a means to present doubly f-bounded functions in a simpler setting but also in possibly offering *inspiration* when answering questions that may seem hard in the context of doubly f-bounded generics but are simpler to answer in the context of functions in analysis, as illustrated by the following example.

**Example 6.** Consider the generic class declaration `class Enum<T extends Enum<T>>`. This class declaration is considered to be among the most confusing class declarations to many OO software developers, not only because of the use of `T` in its own bound (which is the defining feature of f-bounded generics) but also because the very class getting declared, namely class `Enum`, is also used in the bound of `T`.

Fortified with the examples presented above, however, it should now be clear that this declaration is similar to the domain-restricted function  $f(x \leq x^3) = x^3$ . Pondering a little over the definition of  $f$ , we can easily see that the definition states that  $f$  is defined only for values of  $x$  that are less than the *unbounded* function  $x^3$ , which (as if accidentally) happens to have the same expression as  $f$  itself (but not the same domain). Given the plot of  $x^3$  in Figure 2.1 (with an additional imaginary dotted green line for the identity function), we can see that  $f$  is defined for values of  $x \in [-1, 0] \cup [1, \infty]$  (*i.e.*, values of  $x$  for which the imaginary green dotted line we added to Figure 2.1 is *below* the curve of  $x^3$ ), and thus that  $f$  has the graph plotted in Figure 3.1.

### REFERENCES

- [1] Moez A. AbdelGawad. Java subtyping as an infinite self-similar partial graph product. *Available as arXiv preprint at <http://arxiv.org/abs/1805.06893>*, 2018.
- [2] Moez A. AbdelGawad. Towards taming Java wildcards and extending Java with interval types. *Available as arXiv preprint at <http://arxiv.org/abs/1805.10931>*, 2018.

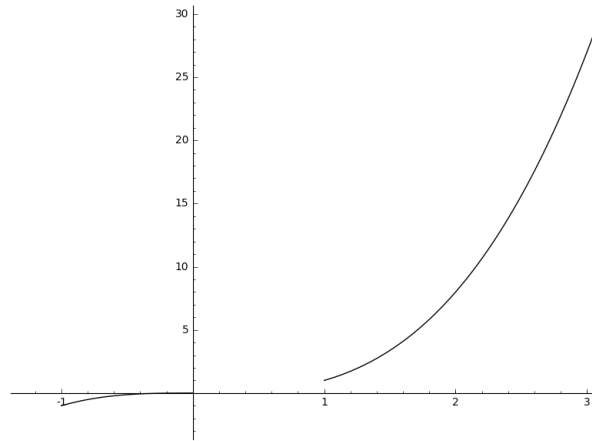


FIGURE 3.1. Function  $f(x) = x^3$  for  $x \in [-\infty, x^3]$ .