

Sememe Prediction: Learning Semantic Knowledge from Unstructured Textual Wiki Descriptions

Wei Li, Xuancheng Ren, Damai Dai, Yunfang Wu, Houfeng Wang, Xu Sun

MOE Key Laboratory of Computational Linguistics,
School of Electronics Engineering and Computer Science,
Peking University

liweitj47, renxc, daidamai, wuyf, wanghf, xusun@pku.edu.cn

Abstract

Huge numbers of new words emerge every day, leading to a great need for representing them with semantic meaning that is understandable to NLP systems. Sememes are defined as the minimum semantic units of human languages, the combination of which can represent the meaning of a word. Manual construction of sememe based knowledge bases is time-consuming and labor-intensive. Fortunately, communities are devoted to composing the descriptions of words in the wiki websites. In this paper, we explore to automatically predict lexical sememes based on the descriptions of the words in the wiki websites. We view this problem as a weakly ordered multi-label task and propose a Label Distributed seq2seq model (LD-seq2seq) with a novel soft loss function to solve the problem. In the experiments, we take a real-world sememe knowledge base HowNet and the corresponding descriptions of the words in Baidu Wiki¹ for training and evaluation. The results show that our LD-seq2seq model not only beats all the baselines significantly on the test set, but also outperforms amateur human annotators in a random subset of the test set.

1 Introduction

With the development of the Internet, new words are emerging at an unprecedented speed. It is difficult for Natural language processing (NLP) systems to understand these new words or phrases without auxiliary information with limited contexts. Fortunately, many volunteers in the community are devoted to constructing the wiki pages for many of the new words and phrases, which makes wiki websites like Wikipedia² and Baidu Wiki¹ very valuable resources. However, the descriptions in the wiki pages are depicted in natural

language which are unstructured, noisy and hard for the NLP systems to understand. Therefore, there is a great need to represent these words with semantic meanings in a structured fashion that can be easily understood by the NLP systems.

Word	缕析 (analysis in detail)
Description in Baidu Wiki	逐条认真的分析缕析行情 (A careful analysis. Analyze the market in detail)
Sememes	分析 (analyze) 详 (detailed)

Table 1: Example of Sememe Prediction via Wiki Description

Words can be represented with semantic sub-units from a finite set of limited size. For example, the word “lovers” can be approximately represented as “{Human | Friend | Love | Desired}”, the word “缕析” (analysis in detail) can be represented as “analyze” and “detailed” (see Table 1). Linguists define **sememes** as this kind of semantic sub-units of human languages (Bloomfield, 1926) that express semantic meanings of concepts. This idea is similar to the idea of language universals (Goddard and Wierzbicka, 1994). To represent the semantic meaning of words with the sememes, researchers build sememe based knowledge bases (KBs) by annotating words with a pre-defined set of sememes. One of the usable and most well-known sememe KBs is HowNet (Dong and Dong, 2006). In the ontology of HowNet, there are over 2,000 sememes. They manually annotated more than 100,000 words and phrases in Chinese in a hierarchical structure. Because of its explicit way to represent knowledge (the number of sememes is limited, which embody knowledge), HowNet is easy to be adopted in NLP systems while remains understandable to human beings.

The manual construction of such KBs is very time-consuming and labor-intensive, for instance, HowNet was built for more than 10 years by a number of linguistic experts. However, many of

¹<https://baike.baidu.com/>

²<https://en.wikipedia.org/>

the annotated words in the KBs are already out of date, in the meanwhile, the progress of manual construction can not catch up with the emerging speed of the new words.

In the real world, there are many different wiki websites, such as Wikipedia,³ Baidu Wiki,⁴ Hudong Wiki,⁵ and so on. These websites contain millions of high-quality articles describing the world knowledge embodied in the words and phrases. For instance, Baidu Wiki contains 15,243,192 articles, mostly in Chinese. When people are not familiar with some words, nowadays they prefer to look up the descriptions in these wiki websites. However, for the commonly used “classical” words, dictionaries are still a valuable source, in which people look up the meanings of the words. Therefore, we think it is reasonable to use resources from both kinds of web pages.

In this paper, we intend to explore a way to predict lexical sememes of a word based on its corresponding descriptions in the wiki (dictionary) pages. We view this task as a weakly ordered multi-labeling problem (the order is already given by HowNet).

Vinyals et al. (2015) claimed that the order between labels matters, and they proposed to use seq2seq learning for the multi-label problem. Nam et al. (2017) proposed several ways to organize the order of labels so that seq2seq would work better on the MLC task. We observe that the classical sequence-to-sequence (seq2seq) model makes a strong assumption on the order of the labels, which is not suitable for the multi-label problem. Assuming the order between tokens with heuristic rules is also problematic. Therefore, we propose a novel **label distributed seq2seq model** (LD-seq2seq) with a soft loss function to solve the problem. Since single wiki description may involve noise, and is not comprehensive, we design a multi-resource encoder that can take various description resources (e.g., descriptions from different wiki websites) into consideration.

Our contributions lie in the following aspects:

- We propose to predict the sememes of a word based on its textual descriptions in wiki pages, which transforms the unstructured textual knowledge from wiki pages into distributed semantic knowledge.

- We view this task as a weakly ordered multi-labeling problem and propose a Label Distributed Seq2seq model with a soft loss function to solve the problem.
- We do extensive experiments on sememe prediction and observe that our model beats all the baselines. Our model even outperforms amateur human annotators on a random subset of the test set. Furthermore, we give a detailed analysis of the error reasons with concrete examples and possible solutions.

2 Related Work

HowNet has been widely used in various NLP tasks such as word similarity computation (Liu and Li, 2002), word sense disambiguation (Duan et al., 2007) (similar to word Clustering (Jin et al., 2007)), sentiment analysis (Huang et al., 2014) and name entity recognition (Li et al., 2016). Niu et al. (2017) claimed that using word sememe information in HowNet can improve word representation. Zeng et al. (2018) proposed to expand the Linguistic Inquiry and Word Count (Pennebaker et al., 2001) lexicons based on word sememes.

Xie et al. (2017) proposed to predict sememes of a word by measuring the similarity between the jointly learned word embeddings and sememe embeddings. Their solution is simple and straightforward. However, in many of the cases in real-world applications, we do not have access to the accurately learned word embeddings, especially for the new words. First, it is hard to collect enough context data for learning the embedding of new words. Second, in most of the deep learning applications, the word embeddings are fixed after training, which makes it difficult to learn the embedding of the new words and fix them into the system.

There are three main types of traditional machine learning algorithms for the Multi-Label Classification (MLC) task, problem transformation methods (Boutell et al., 2004; Tsoumakas and Vlahavas, 2007; Read et al., 2011), algorithm adaptation methods (Clare and King, 2001; Zhang and Zhou, 2007; Fürnkranz et al., 2008) and ensemble methods (Tsoumakas et al., 2011; Szymański et al., 2016). Simple neural networks models have also been applied to deal with MLC tasks (Zhang and Zhou, 2006; Nam et al., 2014;

³<http://www.wikipedia.org>

⁴<http://baike.baidu.com>

⁵<http://www.baik.com>

Benites and Sapozhnikova, 2015; Kurata et al., 2016). Li et al. (2015) proposed to consider the previously generated labels as features for predicting new ones. Yang et al. (2018) further developed this idea to use recurrent neural networks to model the correlation between labels.

3 Our Approach

In this section, we show our solution to the sememe prediction task. An overview of our model is shown in Figure 1.

3.1 Task Definition

Given one (single resource) or a few (multiple resources) textual descriptions $D = (d^{(1)}, d^{(2)}, \dots, d^{(m)})$ of a word from the wiki pages, our goal is to predict the corresponding sememes $\mathbf{s} = (s_1, s_2, \dots, s_n)$ of the word, where \mathbf{s} is a subset of the sememe label space S .

Our task can be modeled as finding an optimal label sequence \mathbf{s}^* that maximizes the conditional probability $p(\mathbf{s}|D)$, which is calculated as follows,

$$p(\mathbf{s}|D) = \prod_{i=1}^n p(s_i | s_1, s_2, \dots, s_{i-1}, D) \quad (1)$$

3.2 Basic Seq2seq Model for Multi-Label

Vinyals et al. (2015) proposed to use seq2seq paradigm to deal with the problem of predicting labels that form a set. They claimed that the order of the labels matters even for labels that form a set.

Encoder: For one textual description d_i with l words in D , it is first encoded to l hidden states (h_1, h_2, \dots, h_l) by the bidirectional gated recurrent neural networks (BiGRNN), the last of which is treated as the vector v_d for the textual description,

$$h_t = GRU(h_{t-1}, x_t) \quad (2)$$

Decoder: The decoder generates the sememes one by one based on the vector v_d . At the t -th time of decoding, the probability of the sememe p_t is calculated as follows,

$$s_t = GRU([s_{t-1}; \mathbf{c}_t; \mathbf{e}_{t-1}]) \quad (3)$$

$$p_t = \text{softmax}(\mathbf{W} s_t + b) \quad (4)$$

$$\mathbf{c}_t = \sum_{i=1}^l \alpha_{t,i} h_i \quad (5)$$

$$\text{score}_{t,i} = \mathbf{v}_a^T \tanh(\mathbf{W}_a s_t + \mathbf{U}_a h_i) \quad (6)$$

$$\alpha_{t,i} = \frac{\exp(\text{score}_{t,i})}{\sum_{j=1}^l \exp(\text{score}_{t,j})} \quad (7)$$

where s_t is the hidden state at the t -th time, \mathbf{c}_t is the context vector calculated with the attention mechanism over the hidden states of the descriptions (h_1, h_2, \dots, h_l) , \mathbf{e}_{t-1} is the embedding of the sememe with the highest probability predicted at the $(t-1)$ -th time.

3.3 Proposed Label Distributed Seq2seq Model

We think that even though the order of the labels matters, we should not strictly restrict the order of the labels. However, the traditional cross entropy loss function applied to the classical seq2seq model actually puts a strict assumption on the order of the labels. For example, if the third token in the target sequence is predicted at the first place, it will be punished with no difference to predicting an utterly wrong token. To deal with the task of predicting weakly ordered labels (or even unordered labels), we propose a soft loss function instead of the original hard cross entropy loss function,

$$\text{loss} = - \sum_i y'_i \log(p_i) \quad (8)$$

Instead of using the original hard one-hot target probability y_i , we use a soft target probability distribution, which is calculated according to y_i and the sememe sequence \mathbf{s} of this sample. Let \mathbf{q}_s denote the bag of words representation of \mathbf{s} , where only the slots of the sememes in \mathbf{s} are filled with 1s. We use a function ξ to project the original target label probability y into a new probability distribution y' ,

$$y'_t = \xi(y_t, \mathbf{q}_s) \quad (9)$$

This function is designed so as to decrease the harsh punishment when the model predicts the labels in the wrong order. In this paper, we apply a simple yet effective projection function as Equation (10). It should be noted that this is an example implementation, one can also design more sophisticated projection functions if needed,

$$\xi(y_t, \mathbf{s}) = ((\mathbf{q}_s/M) + y_t)/2 \quad (10)$$

where M is the length of \mathbf{s} . This function means that at the t -th time of decoding, for each target token s_i , we first split a probability density of 1.0 equally across all the M tokens into $1/M$. Then, we take the average of this probability distribution and the original probability y_t to be the final probability distribution at time t .

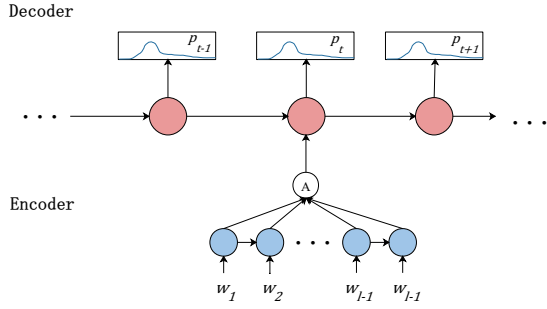


Figure 1: An overview of proposed label distributed seq2seq model. We compute the loss based on a soft probability distribution rather than the one-hot distribution.

3.4 Multi-Resource Model

Description resource from a single source can be unreliable and is not able to express the meaning of the word comprehensively. In this paper, we propose to use a multi-resource encoder to make use of descriptions from multiple resources. An overview of this model is shown in Figure 2. To demonstrate the effectiveness of multiple resources, we implement our encoder using two resources for simplicity, but it can be extended to more resources without much effort.

Assume for a word, we have two textual descriptions $d^{(1)}$ and $d^{(2)}$, containing $l^{(1)}$ and $l^{(2)}$ words $(w_1^{(1)}, w_2^{(1)}, \dots, w_{l^{(1)}}^{(1)})$ and $(w_1^{(2)}, w_2^{(2)}, \dots, w_{l^{(2)}}^{(2)})$ respectively. We use Bi-GRNN to encode the two descriptions separately into two sequences of hidden states $(h_1^{(1)}, h_2^{(1)}, \dots, h_{l^{(1)}}^{(1)})$ and $(h_1^{(2)}, h_2^{(2)}, \dots, h_{l^{(2)}}^{(2)})$. We use the hidden states at the last time step $h_{l^{(1)}}^{(1)}$ and $h_{l^{(2)}}^{(2)}$ as the representation for the corresponding descriptions $d^{(1)}$ and $d^{(2)}$, which we denote as $v_d^{(1)}$ and $v_d^{(2)}$.

To combine the two vectors $v_d^{(1)}$ and $v_d^{(2)}$ into one uniform v_d , we apply the gate mechanism, which is calculated as follows,

$$g_1 = \sigma(W_1[v_d^{(1)}; v_d^{(2)}] + b_1) \quad (11)$$

$$g_2 = \sigma(W_2[v_d^{(1)}; v_d^{(2)}] + b_2) \quad (12)$$

$$v_d = g_1 \odot v_d^{(1)} + g_2 \odot v_d^{(2)} \quad (13)$$

where σ indicates the *sigmoid* function, W_1, W_2, b_1 and b_2 are learnable parameters, \odot means the element-wise multiplication.

The decoder part follows the same structure as the model in Section 3.3, except that we first

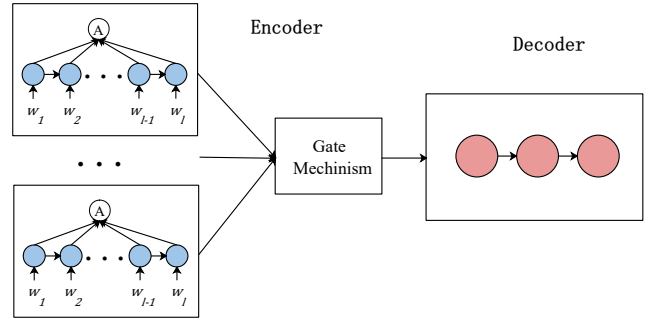


Figure 2: An illustration of the multi-resource model, the different descriptions' vectors and context vectors are combined with gate mechanism. In the figure we show two descriptions, while our model can be extended to multiple descriptions.

separately calculate the context vectors $c_t^{(1)}$ and $c_t^{(2)}$ with attention mechanism. Then we use gate mechanism to combine the two vectors $c_t^{(1)}$ and $c_t^{(2)}$ into one context vector c_t . The gate mechanism here follows the same process for the combination of $v_d^{(1)}$ and $v_d^{(2)}$ with different parameters.

4 Experiment

4.1 Dataset

HowNet: HowNet is a knowledge base that uses sememes to represent the semantic meaning of a word or a phrase. There are over 100,000 annotated words in HowNet. Words can have multiple senses. Each sense is further represented by a combination of no more than 8 sememes. The sememes form a hierarchical structure. However, following the settings of most of the previous work, we do not consider the specific relations between sememes, but only consider the order between them, which we call weakly ordered sememes. For simplicity, we do not consider multiple senses, and just assume that the first sense of the word is its basic sense.

Wiki Pages: Because the words annotated in the HowNet consist of both common words and newly emerged words (by that time), we choose two description sources for the words, Baidu Wiki⁶ (百度百科) and Baidu Dictionary⁷ (百度词典). Baidu Wiki contains 15,244,702 articles that are edited by the volunteers with a lot of new emerged words, while Baidu Dictionary is similar to language dictionaries (still from crowd-source) with

⁶<http://baike.baidu.com>

⁷<http://dict.baidu.com>

better quality definitions and descriptions for common words.

We get the textual descriptions of the words annotated in the HowNet from Baidu Wiki and Baidu Dictionary, and get 62,810 words that have attached descriptions (if at least one of the descriptions from two sources exist, it is counted as one case). We randomly split the data into three parts, Train (80%), Dev (10%) and Test (10%).

4.2 Baseline Models

- ML-KNN (Multi-label KNN): This is the k-Nearest Neighborhood classification method adapted to multi-label classification.
- LP (Label Powerset): LP (Tsoumakas and Vlahavas, 2007) is a problem transformation approach to multi-label classification that transforms a multi-label problem to a multi-class problem with one multi-class classifier trained on all unique label combinations found in the training data.
- CC (Classifier Chain): For the label space with L labels, CC (Read et al., 2011) trains L classifiers ordered in a chain according to the Bayesian chain rule.
- BR (Binary Relevance): BR (Boutell et al., 2004) transforms a multi-label classification problem with L labels in the label space into L single-label separate binary classification problems using the same base classifier.
- RNN-MLLR (RNN multi-label logistic regression): This model uses the same multi-resource encoder of our proposed model, while uses the one-versus-all logistic regression multi-label classifier to predict the sememes based on the encoded vector of the descriptions.

4.3 Experiment Details

For the textual descriptions, we use characters as the input, the vocabulary size of characters is 11,097. We randomly initialize the character embeddings. There are 2,185 sememes in the HowNet. We use word2vec (Mikolov et al., 2013) toolkit to pre-train the embeddings of the sememes with default parameters of the code to capture the co-occurrence relationship of the sememes. The embeddings of the sememes are fine-tuned during training. The dimension of both the character embeddings and sememe embeddings are 200. All the dimensions of hidden states are set to

Model	P	R	F1
ML-KNN	29.34	9.26	14.08
LP	26.06	23.92	24.94
BR	32.30	21.59	25.88
CC	33.33	21.37	26.04
RNN-MLLR	44.26	33.54	38.16
Basic Seq2seq	43.86	40.92	42.34
LD-Seq2seq (Proposal)	47.96	41.99	44.78

Table 2: Comparison with different baseline models. All the models use two wiki resources in this table. “P” means Precision, “R” means recall rate.

300. The batch size is 20. $\langle EOS \rangle$ token is added to the end of a sememe sequence to indicate when to stop prediction. We use Adam optimizer (Kingma and Ba, 2014) to minimize the loss. We train our model for 10 epochs, and choose the model parameters from the epoch that gets the highest F1 score on the Dev set.

4.4 Results and Analysis

We use micro Precision (P), Recall rate (R) and F1 score as the evaluation metrics.

Comparison with Baselines: In Table 2, we show our experiment results compared with the baseline methods. From the results we can see that clustering based method ML-KNN performs the worst for sememe prediction. We assume that this is because the textual descriptions are very diverse, which makes KNN hard to determine the borders among space of different labels. Methods that aim to transform classifiers to multi-label task perform closely to each other, with F1 scores around 25%.

Compared with traditional machine learning methods (ML-KNN, LP, CC, BR), neural network based methods (RNN-MLLR, Basic seq2seq) performs much better, which beats other baselines by a big margin. Although RNN-MLLR achieves good results, it is still not as good as seq2seq based model. We assume that this is because MLLR based models are not very good at modeling the connections between labels. In our sememe prediction task, the sememes are in weak order. Moreover, some sememes are strongly related to some others and some sememes often co-occur. For instance, when the sememe “Emotion” occurs, it is likely to be followed by “FeelingByBad”, “generic” and “desired”. Our proposed Label Distributed seq2seq model gets the best performance, we assume that this is because even though order between labels matters (Vinyals et al., 2015), for

Method	Precision	Recall	F1
Human	21.89	57.36	31.69
Human+Wiki	23.62	62.79	34.32
Proposal	53.92	42.64	47.62

Table 3: Comparison with Human performance on a random subset of test samples. *Human* means that the annotator does not have access to the wiki descriptions. *Human+Wiki* means the annotator has access to the wiki descriptions.

the weakly ordered multi-label problem, a strong assumption on ordering hurts the performance, and our soft loss function can effectively relieve the problem.

Comparison with Human Performance: In Table 3, we show the results of amateur human and our model’s result on a subset of the test set. We randomly select 100 samples from the test set, and ask human annotators to select 1 \sim 5 sememes out of 20 that they think can describe the meaning of the word. Because the annotators do not have background knowledge on HowNet, the annotation task is actually simpler than annotating from scratch. The annotators are highly educated (with proper knowledge) amateur native speakers without special training on linguistics or the annotation system of HowNet. We guarantee that all the correct sememes are within the selected 20 sememes. The annotators are asked to first predict the sememes based on their common sense (Human), then they are provided with the descriptions from Baidu Wiki and asked to do the work again (Human - Wiki).

From the results we can see that even for human beings, it is hard to predict the sememes completely right without special training on the annotation system of HowNet. Human annotators are able to understand the semantic meaning of the word and can understand the description very well. However, they tend to predict more sememes than there actually are, which is reflected by the high recall rate. The imbalance between precision and recall indicates that the sememe architecture of HowNet may have the problem of being too fine-grained, many sememes other than the actual ones are also related to the word, meaning wise. Still, by referring to wiki descriptions, human annotators are able to predict more precisely, this is because there are some rare words or entities in the dataset that people seldom use in the real life. Al-

though the recall rate of our proposed model is not as high as human annotators, its precision beats human annotators by a big margin, which makes the F1 score higher than human. We assume that this is because by learning from the big bulk of training data, our model is more likely to be consistent with the logic of the annotation system.

Effect of Proposed Soft Loss Function: From Table 2 we can see that seq2seq model with our novel soft loss (LD-Seq2seq) performs much better than the basic seq2seq model. We think that this is because our novel loss function eases the restriction on the order between labels. For example, assume the target sememes are (s_1, s_2, s_3) in order. At the first time step of decoding, the one-hot loss function would strongly punish the decoder from giving s_2 or s_3 probabilities, which may confuse the decoder, because at the moment the difference between time step 1 and time step 2 may not be significant when the order of the labels are not obvious. However, our soft loss function would still lead the decoder to firstly choose s_1 , while the two labels s_2 and s_3 are also encouraged with some probability less than s_1 . The experiment results show that this modification is very effective to make seq2seq work well on the multi-label problem.

Effect of Applying Multi-Resource: From Table 4 we observe that using multiple resources instead of a single one can greatly improve the performance. This corresponds with our expectation as more descriptions can provide more comprehensive information of the word from various aspects. Moreover, since the alignment between sememes and descriptions are noisy, the gate mechanism can automatically decide how much one description contributes to the prediction based on its relatedness. Between the two resources we used (Baidu Wiki and Baidu Dictionary), dictionary-style resource provides much higher precision (47.15 \sim 42.91), we assume this is because the descriptions in this kind of resource have better quality in general. However, many new words and rare words are not included in the dictionary and some of the entries in the Baidu Dictionary have noisy descriptions as well (e.g., English descriptions instead of Chinese), so dictionary alone does not predict as well as the multi-resource one.

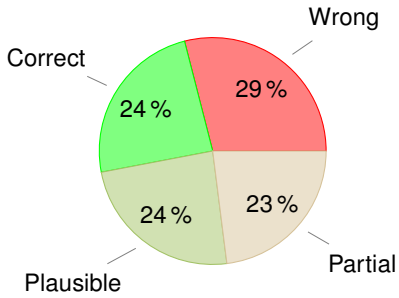


Figure 3: The distribution of prediction result types.

Model	Precision	Recall	F1
SingleRes-Wiki	42.91	27.75	33.70,
SingleRes-Dict	47.15	29.83	36.54
MultiRes	47.96	41.99	44.78

Table 4: Results of using different resources. The seq2seq model applies the basic architecture without adaptation to the multi-label problem. *SingleRes* indicates that the encoder only considers a single textual resource. *MultiRes* indicates that the encoder considers multiple textual resources (Wiki and Dictionary).

4.5 Error Analysis and Case Study

In Figure 3, we show the distribution of the results from a randomly chosen subset of test samples (100 samples) and give some concrete examples of the sememe prediction in Table 5. We use accuracy (the case is viewed as right only if all of its sememes are matched) as the evaluation metric in the error analysis. “correct” means the prediction is completely right.

In Figure 3, “Wrong” means that our model makes wrong predictions. For instance, for the word 国有化 (nationalize), the standard answer is “-ize” and “central”, while our prediction is “place”, “own”, “country” and “politics”, none of the predicted sememes are in the answer set, but these sememes actually make sense, because “nationalize” is indeed to make something “own” by the “country”, which is usually an action of “politics”, our prediction fails to capture the dynamic procedure of “-ize”, but still this sequence of sememes can describe some aspects of the word, thus being able to help in downstream tasks.

“Partial” means that part of the result is correct or the result is a subset of the real answer, for instance, for the word 宦门 (official family), our prediction is “family” and “official”, while the correct answer is “family”, “human” and “official”,

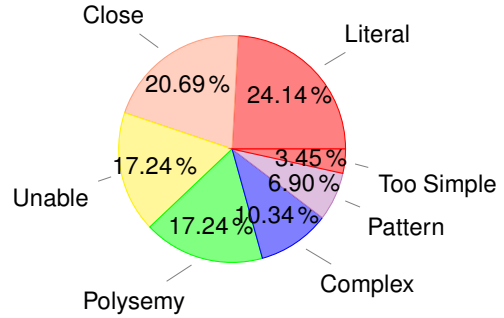


Figure 4: The distribution of error types in “Wrong”.

our prediction captures most part of the meaning, and the missing sememe “human” can actually be deduced by the sememe “family”.

“Plausible” means that we think the predicted sememes can also reflect the meaning of the word or better, even different from the original ones, for example, for the word 混纺 (blend fabric), our prediction is “material”, “clothing” and “tool” while the answer is “artifact”, “clothing” and “tool”. The difference between two sequence of sememes lie between “material” and “artifact”, blend fabric is clearly an artificial material, both the answer and our prediction captures one aspect of the word, our sequence of sememes are even better for presenting the semantic meaning of the word. The existence of plausible predictions (not entirely equal to the reference) may be related to the annotation system of HowNet. Some of the sememes we observe in the reference are very sparse, for instance, “weatherFine” is a sememe in HowNet, which we think can be split into other sememes like “weather” and “beGood”.

Except for the wrong predictions (29%), we observe that the rest of the prediction result types are all similar to or can be substitution to the standard sememes of the word. We think for these parts of the predictions, the predicted sememes are able to represent most part of the meaning of the word, which is helpful for downstream tasks. Actually, even part of the wrong predictions can be of help, which we will explain in detail.

In Figure 4, we further split the reason of the “Wrong” predictions in Figure 3 into seven categories.

Literal: Among the reasons, a large part (“Literal” 24.14%) is because the model is distracted by the literal meaning of some part of the descriptions that is not the key information about the word. For example, for the word 磕 (knock),

Word	Reference	Prediction	Category
历史唯物主义 (historical materialism)	知识 (knowledge), 思想 (thinking), 物质 (physical), 主 (primary), 最 (most)	知识 (knowledge), 思想 (thinking), 物质 (physical), 主 (primary), 最 (most)	Correct
宦门 (official family)	家庭 (family), 人 (human), 官 (official)	家庭 (family), 官 (official)	Partial
混纺 (blend fabric)	人工物 (artifact), 衣物 (clothing), 用具 (tool)	材料 (material), 衣物 (clothing), 用具 (tool)	Plausible
国有化 (nationalize)	变性态 (ize), 归属中央 (central)	地方 (place), 有 (own), 国家 (country), 政 (politics)	Wrong

Table 5: Examples of word and sememes. *Reference* indicates the standard sememes in HowNet, *Prediction* indicates our predicted results. The categories of the examples are corresponding to Figure 3.

our model predicts the sememes “*position*” and “*wholly*”, because there are expressions about position like “碰在硬东西上” (knocked *on* a hard thing), “人与人之间” (*between* people) and “使附着物掉下来” (make the attachment *off*), these expressions are all concerned about the *position* of something, which mislead the model.

Close: 20.69% of the wrong predictions are actually close to the answers. “国有化” (nationalize) we mentioned above is an example of this type.

Polysemy: 17.24% of the wrong predictions are because of polysemy, that is, some words have multiple meanings, the standard sememes refers to a different meaning from the description. For example, “一如” can mean “title of a rank in karate” or “the same”, the sememes refer to the meaning of “the same”, while the description in the wiki is about karate. The mismatch between the description and the answer causes such problems.

Complex: 10.34% of the wrong predictions are because the descriptions are too complex or long, which usually include many other meanings of the word. Because we only use a heuristic way to align the senses with the description, and the senses in the descriptions of the wiki are not clearly aligned, sometimes the sememes in the reference is only a part of the description, which is not in the dominant position. For example, the word “践履” can mean “step on” and “fulfill”, “step on” is the original meaning of the word, however, the most common usage of this word now points to the meaning of “fulfill”. In the description, a large part is describing the meaning “step on” and giving instances of this meaning. This makes our model focus on the wrong part of the description, thus making wrong predictions.

Pattern: 6.9% of the wrong predictions are because the pattern of the annotated answer, most of which are involved with the explanation of some rarely used Chinese characters. For example, the word “轲” means “wooden vehicle”, but this orig-

inal meaning is rarely used now, and the word is more acknowledged as part of the name of a saint in China “孟轲” (Mencius), so the sememes in the reference are “character” and “China”.

Too Simple: 3.45% of the wrong predictions are because the descriptions from the wiki are too simple. For example, the description of the word “猛子” is “扎猛子”, which is just another way of expression without much explanation.

Unable: We can not tell why our model fails to predict the right answer for the rest of the wrong predictions (17.24%). Under this circumstance, the descriptions are clear, but the predicted sememes are not concerned about the description.

To solve the mistakes we mention above, several possible methods can be applied. First, a more powerful word sense alignment step can be applied, this can make the description and the sememes correspond to each other. Second, the annotation system can be modified, so that the sparsity of the sememes can be reduced and less overlapped. Third, context of the words can be introduced to help distinguish between different senses.

5 Conclusion and Future Work

In this paper, we focus on the task of learning knowledge from unstructured textual descriptions from wiki pages. We choose to represent words and phrases with weakly ordered sememes. To predict the sememes of a word based on the descriptions, we propose to apply a seq2seq based model. We observe that directly applying seq2seq framework is problematic because of its strong assumption on the order between labels. To make seq2seq model more suitable for multi-label tasks, we propose a novel soft loss function that turns the one-hot target label into a probability distribution. To make prediction more accurate, we also propose a multi-resource encoder that makes use of multiple wiki resources. Experiment results show our label distributed seq2seq model works well on

the sememe prediction task. The performance is even better than amateur human on a randomly selected subset of the test set. We make a detailed error analysis and propose possible solutions.

In the future, we would like to explore how to better align the word senses with the articles in the wiki pages. It would also be interesting to take the more sophisticated structures of sememes into consideration.

References

- Fernando Benites and Elena Sapozhnikova. 2015. Haram: a hierarchical aram neural network for large-scale text classification. In *Data Mining Workshop (ICDMW), 2015 IEEE International Conference on*, pages 847–854. IEEE.
- Leonard Bloomfield. 1926. A set of postulates for the science of language. *Language*, 2(3):153–164.
- Matthew R Boutell, Jiebo Luo, Xipeng Shen, and Christopher M Brown. 2004. Learning multi-label scene classification. *Pattern recognition*, 37(9):1757–1771.
- Amanda Clare and Ross D King. 2001. Knowledge discovery in multi-label phenotype data. In *European Conference on Principles of Data Mining and Knowledge Discovery*, pages 42–53. Springer.
- Zhendong Dong and Qiang Dong. 2006. *Hownet And The Computation Of Meaning (With Cd-rom)*. World Scientific.
- Xiangyu Duan, Jun Zhao, and Bo Xu. 2007. Word sense disambiguation through sememe labeling. In *IJCAI*, pages 1594–1599.
- Johannes Fürnkranz, Eyke Hüllermeier, Eneldo Loza Mencía, and Klaus Brinker. 2008. Multilabel classification via calibrated label ranking. *Machine learning*, 73(2):133–153.
- Cliff Goddard and Anna Wierzbicka. 1994. *Semantic and lexical universals: Theory and empirical findings*, volume 25. John Benjamins Publishing.
- Minlie Huang, Borui Ye, Yichen Wang, Haiqiang Chen, Junjun Cheng, and Xiaoyan Zhu. 2014. New word detection for sentiment analysis. In *Proceedings of the 52nd Annual Meeting of the Association for Computational Linguistics (Volume 1: Long Papers)*, volume 1, pages 531–541.
- Peng Jin, Xu Sun, Yunfang Wu, and Shiwen Yu. 2007. Word clustering for collocation-based word sense disambiguation. In *International Conference on Intelligent Text Processing and Computational Linguistics*, pages 267–274. Springer.
- Diederik P. Kingma and Jimmy Ba. 2014. Adam: A method for stochastic optimization. *CoRR*, abs/1412.6980.
- Gakuto Kurata, Bing Xiang, and Bowen Zhou. 2016. Improved neural network-based multi-label classification with better initialization leveraging label co-occurrence. In *Proceedings of the 2016 Conference of the North American Chapter of the Association for Computational Linguistics: Human Language Technologies*, pages 521–526.
- Li Li, Houfeng Wang, Xu Sun, Baobao Chang, Shi Zhao, and Lei Sha. 2015. Multi-label text categorization with joint learning predictions-as-features method. In *Proceedings of the 2015 Conference on Empirical Methods in Natural Language Processing*, pages 835–839.
- Wei Li, Yunfang Wu, and Xueqiang Lv. 2016. Improving word vector with prior knowledge in semantic dictionary. In *Natural Language Understanding and Intelligent Applications*, pages 461–469. Cham. Springer International Publishing.
- Qun Liu and Sujian Li. 2002. Word similarity computing based on hownet. *Computational linguistics and Chinese language processing*, 7(2):59–76.
- Tomas Mikolov, Ilya Sutskever, Kai Chen, Greg S Corrado, and Jeff Dean. 2013. Distributed representations of words and phrases and their compositionality. In *Advances in neural information processing systems*, pages 3111–3119.
- Jinseok Nam, Jungi Kim, Eneldo Loza Mencía, Iryna Gurevych, and Johannes Fürnkranz. 2014. Large-scale multi-label text classification—revisiting neural networks. In *Joint european conference on machine learning and knowledge discovery in databases*, pages 437–452. Springer.
- Jinseok Nam, Eneldo Loza Mencía, Hyunwoo J Kim, and Johannes Fürnkranz. 2017. Maximizing subset accuracy with recurrent neural networks in multi-label classification. In *Advances in Neural Information Processing Systems*, pages 5419–5429.
- Yilin Niu, Ruobing Xie, Zhiyuan Liu, and Maosong Sun. 2017. Improved word representation learning with sememes. In *Proceedings of the 55th Annual Meeting of the Association for Computational Linguistics (Volume 1: Long Papers)*, volume 1, pages 2049–2058.
- James W Pennebaker, Martha E Francis, and Roger J Booth. 2001. Linguistic inquiry and word count: Liwc 2001. *Mahway: Lawrence Erlbaum Associates*, 71(2001):2001.
- Jesse Read, Bernhard Pfahringer, Geoff Holmes, and Eibe Frank. 2011. Classifier chains for multi-label classification. *Machine learning*, 85(3):333.
- Piotr Szymański, Tomasz Kajdanowicz, and Kristian Kersting. 2016. How is a data-driven approach better than random choice in label space division for multi-label classification? *Entropy*, 18(8):282.

- Grigorios Tsoumakas, Ioannis Katakis, and Ioannis Vlahavas. 2011. Random k-labelsets for multilabel classification. *IEEE Transactions on Knowledge and Data Engineering*, 23(7):1079–1089.
- Grigorios Tsoumakas and Ioannis Vlahavas. 2007. Random k-labelsets: An ensemble method for multi-label classification. In *European Conference on Machine Learning*, pages 406–417.
- Oriol Vinyals, Samy Bengio, and Manjunath Kudlur. 2015. Order matters: Sequence to sequence for sets. *arXiv preprint arXiv:1511.06391*.
- Ruobing Xie, Xingchi Yuan, Zhiyuan Liu, and Maosong Sun. 2017. Lexical sememe prediction via word embeddings and matrix factorization. In *Proceedings of the 26th International Joint Conference on Artificial Intelligence*, pages 4200–4206. AAAI Press.
- Pengcheng Yang, Xu Sun, Wei Li, Shuming Ma, Wei Wu, and Houfeng Wang. 2018. Sgm: Sequence generation model for multi-label classification. *arXiv preprint arXiv:1806.04822*.
- Xiangkai Zeng, Cheng Yang, Cunchao Tu, Zhiyuan Liu, and Maosong Sun. 2018. Chinese liwc lexicon expansion via hierarchical classification of word embeddings with sememe attention.
- Min-Ling Zhang and Zhi-Hua Zhou. 2006. Multilabel neural networks with applications to functional genomics and text categorization. *IEEE transactions on Knowledge and Data Engineering*, 18(10):1338–1351.
- Min-Ling Zhang and Zhi-Hua Zhou. 2007. MI-knn: A lazy learning approach to multi-label learning. *Pattern recognition*, 40(7):2038–2048.