

DNA-based chemical compiler

Shalin Shah^{*†} and Manish Gupta[†]

^{*}Department of Electrical & Computer Engineering, Duke University, Durham, US - 27701

[†]Dhirubhai Ambani Institute of Information & Communication Technology, Gandhinagar, India - 382007

Email: mankg@computer.org

Abstract—Marcello, in 1997, formally proved that chemical kinetics can make a universal computer i.e they can replicate any digital circuit [1]. Recently, Soloveichik *et al.* showed that chemical kinetics can perform fast and reliable Turing Universal computations [2]. To simulate the behavior of chemical reactions, Sean *et al.* developed a software called CAIN which represents chemical reactions in XML format [3]. In this work, we have made an attempt to create trans-compiler which can take python like code as input and gives CAIN supported chemical reactions file as output. This can be compared to generating assembly code from a high level programming language. Additionally, Soloveichik *et al.* also showed DNA as a universal primer for implementing CRN's [4] and Andrews Phillips *et al.* developed Visual DSD programming language for simulating all the possible DSD reactions [5]. CRN2DSD, a software developed by Manish Gupta's team, can, already, convert a CAIN file to Microsoft's Visual DSD code i.e assembly level to machine level. Hence, our attempt to convert high level code to assembly code takes us one step closer to completing the dream of making a chemical compiler.

Keywords—DNA, Visual DSD, Compiler, CAIN, CRN2DSD, DNA Strand Displacement, Turing Universal

I. INTRODUCTION

DNA has found variety of applications such as archival storage [6], drawing on molecular canvas [7], large scale logic circuits [8], complex computing problems [9] and making structures at nano-scale with help of DNA origami [10]. This is largely because of its programmable behavior and easy synthesis [8]. In 2011, Qian *et al.* showed that efficient DNA strand displacement - a proposed technique for computation using DNA - phenomenon is Turing Universal [11]. Later, a motley of circuits such as join/ fork, transducer, square-root, AND, OR, NOT etc. have been implemented using the DNA strand displacement (DSD) phenomenon [8], [12], [13]. Andrew Phillips *et al.* also developed a programming language called Visual DSD to simulate the behavior of DSD [5].

Soloveichik *et al.* showed that chemical kinetics can perform fast and reliable Turing Universal computations [2] and, additionally, he also showed that DNA can form a universal substrate for chemical kinetics. To simulate chemical reactions, Sean *et al.* developed a software called CAIN which represents chemical reactions in XML format [3]. Therefore, Manish Gupta and his group developed CRN2DSD which can convert chemical reactions file (CAIN XML file) to its corresponding DNA based Visual DSD file. This is equivalent to converting assembly code (chemical reactions) to machine code (reversible DSD reactions). However, the problem is to create chemical reaction for any given computation. Therefore, we have made an attempt to write a trans-compiler which can take python like file as input and generate its CAIN XML file

containing chemical reactions. This is similar to converting high level language to assembly language. By successfully implementing this step, and combining it with CRN2DSD, one can realize the dream of chemical compiler.

Attempts have already been made in this direction by creating stochastic rate-independent chemical reactions for increment/decrement, copying, clearing, doubling etc. [14]. This was the first attempt in the direction of *synthesis*: given a task, how can one write chemical reactions for the same? Earlier attempts such as [11] were made in the direction of *analysis*: Can we classify the reactions according to its behavior? Other attempts include Verilog based compiler named Verilog Elements for Register-Based Biochemistry (VERB) which can convert a Verilog file to corresponding set of stochastic chemical reactions on the basis of clocking mechanism. Fig 1 shows the abstract form of our idea.

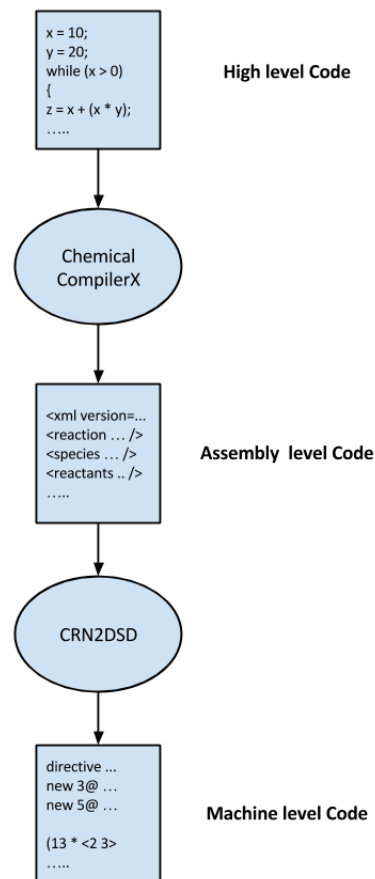


Fig. 1. The abstract level representation of a chemical compiler.

In this report, we give brief idea about our compiler and its working. In Section 2, we give a brief idea as to what stochastic model for CRN is. In Section 3, we show the workflow of the compiler along with intermediate outputs. In Section 4, we mention the basic rate independent chemical reactions required. In Section 5, there are important points about compiler which one should know. In Section 6, intermediate output graph i.e AST is shown. Section 7 shows how final output will look while section 8 shows how compiler can do error handling. In Section 9, we mention the problems which we are not able to figure out yet.

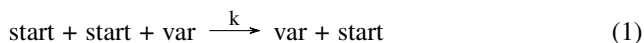
II. BACKGROUND

According to [15], chemical kinetics can be classified into following models:

- 1) Deterministic Model
- 2) Stochastic Model

We are interested in discrete, stochastic model, mainly, because it represents a limited number of reactants and products unlike deterministic model. The deterministic models works well in cases where there are a large number of molecules of reactants and products, like in macroscopic reactions, which vary continuously over time [4]. Ordinary differential equations are used to represent their concentration dynamically. Stochastic model, on the other hand, keeps track of exact number of molecules like in cell reactions [4]. Note that when molecular counts are large stochastic model changes to deterministic model [2]. To substantiate the small count of molecules in cellular reaction, one can consider E.coli bacteria whose 80% genes have less than a hundred copies per cell [16].

Consider a solution containing n reactions and m species. Every reaction has non-negative integer molecules of reactants, represented by a vector $\mathbf{r} = (r_1, r_2, \dots, r_x)$, and products, represented by a vector $\mathbf{p} = (p_1, p_2, \dots, p_y)$, where $\mathbf{r} \in \mathbb{N}^x$, $\mathbf{p} \in \mathbb{N}^y$ and $\mathbb{N} = \{0, 1, 2, 3, \dots\}$. The rate of reaction is proportional to concentration of reactants and rate constant. For example, consider the reaction:



In this reaction, we consume 2 molecules of start and one molecule of var to produce one molecule of var and start at rate k . Note that var is used as a catalyst in this reaction i.e it is consumed and produced back so its quantity remains same. In this work, we follow [14] for rate of reactions so there are only two rates *fast* and *slow*, where *slow* is relatively slower than *fast*. Say for example, we have four reactions, two of them have rate constants *fast* and other two having rate constants *slow*. It doesn't matter how *fast* are the fast rates. Additionally, both of them need not necessarily be the same all we need is that they should be faster than *slow* rate. Since all reactions are implicitly reversible, an important assumption here is that reverse rates for all the reactions are much slower than forward rate.

III. WORKFLOW OF COMPILER

This compiler, like traditional compiler, follows steps shown in Fig. 2 to convert input code from high level language to assembly language.

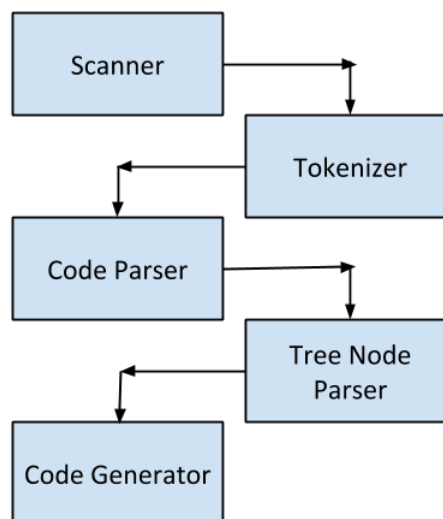


Fig. 2. The work-flow of chemical compiler.

- 1) Take the python like source code as input and divide the source code in to tokens. Tokenization is handled by Flex.
- 2) After the code is tokenized, each line parsed according to the context free grammar (CFG) of the language. The grammar rules were defined in Bison.
- 3) The output of parser is a tree which is called Abstract Syntax Tree (AST). This tree is parsed node by node.
- 4) Generate chemical reactions in XML format for every node traversed.

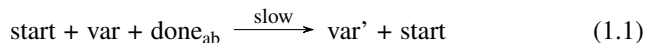
In traditional compilers, there is an additional step of optimization which we haven't covered in mine since it is not required as of now.

IV. CHEMICAL REACTIONS

In this compiler, we have tried to implement very basic operations such as addition, subtraction and multiplication. These operations are implemented using some fundamental reactions. For example the simplest operation in any compiler is assignment of variable which is implemented using copy reactions. Therefore, in this section, we mention the fundamental reactions required to implement operations such as addition and multiplication. We have used the stochastic Chemical Reaction Network (sCRN) model since we need specific non-negative integer amounts of molecules. Additionally, this kind of behavior is also exhibited by cell reactions. To know more about sCRN, refer [17].

A. Clear Reactions

This is most basic reaction used in compiler to set value of the variable zero i.e $x = 0$.



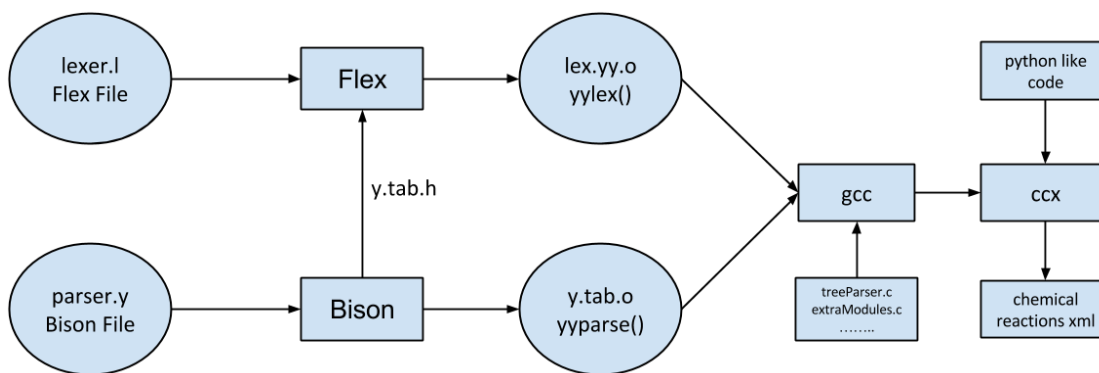


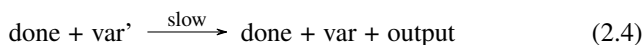
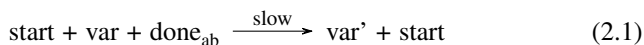
Fig. 3. The work-flow of building process of compiler. Output of bison is a header file and an object file which combines with Lexer to give another object file. Both these object files and other files used in compiler are then combined to make an executable file ccx.



These reactions work as follows: In reaction 1, we assume that clear process is not complete so $done_{ab}$ is present. This along with start signal and variable to be cleared from var' species. Once all the variable species are converted, we produce done signal in Reaction 2 by combining start and var_{ab} . Reaction 3 keeps a check on quantity of done. Finally, in Reaction 4, we combine done are var' to destroy var' . Reaction 5 converts all the start signal species to done. For detailed explanation on reactions, refer [14].

B. Copy Reactions

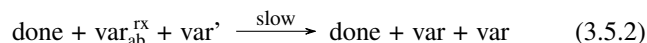
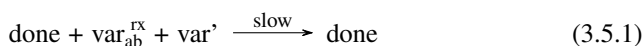
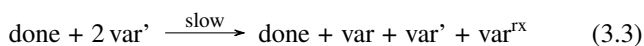
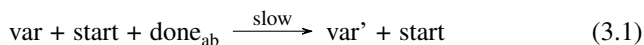
Assignment operator, undoubtedly, is most commonly used operator in programming languages. The operation $y = x$ can be done using these reactions.



These reactions work as follows: Reactions 1 - 3 and 5 work exactly in the same fashion as clear reactions. The only difference here is Reaction 4 which, instead of destroying original variable, makes output molecules equal to that of var molecules. This is equivalent to operation $x \Rightarrow x + y$. For detailed explanation on reactions, refer [14].

C. Increment/Decrement Reactions

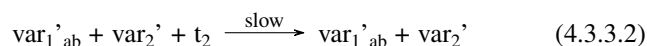
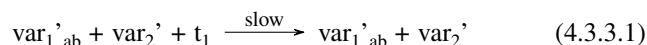
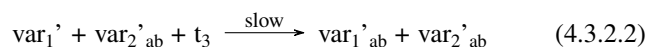
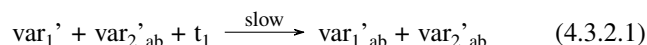
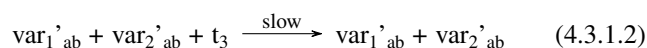
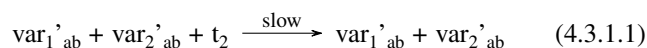
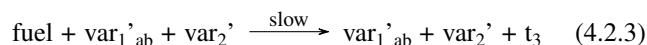
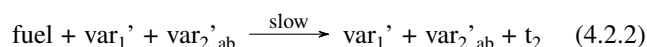
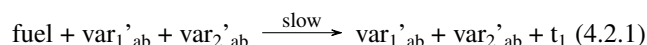
These operations is used widely in loops. It is, however, a special case of $x = y + z$ when $z = 1$.



Reaction 3.5.1 is used for decrement while 3.5.2 is used for increment rest of the reactions remain same in both the cases. Except for 3.3, 3.4 and 3.5 reactions, others are similar to copy and clear. In Reaction 3.3, we generate var^{rx} since the absence of this molecule is used to indicate the on-going transfer from var' to var. Once this transfer is completed, the remaining var^{rx} molecules are destroyed with help of Reaction 3.4. For detailed explanation on reactions, refer [14].

D. Comparison Reactions

This operation is used in every branching and looping statement in programming language. Therefore, this operation holds a great importance. To start comparison operation, we create copy of our variables since this is a destructive reaction. Thus, consider that using above mentioned copy reactions, we created copy of var_1 and var_2 as var_1' and var_2' .



The reactions work as follows: Reaction 4.1 leaves either copy of var1 or var2 or none depending on the relationship between them ($>$, $<$, or $=$). Say for example, if $var_1 > var_2$, then Reaction 4.2.2 will be fired for creation of t_2 and Reaction 4.3.1.1, 4.3.1.2, 4.3.2.2 and 4.3.3.2 will be fired for destruction

of unwanted species of t_1 and t_3 . These are generalized reaction and to see how to use these reaction for different comparisons, please refer Table 1 in [14]. Also, for detailed explanation on reactions, refer [14].

E. Subtraction Reaction

In order to subtract a number, we need copy reaction. This operation is implemented by copying the value to be subtracted to a temporary variable and then performing the Reaction 5.1.



Say for example, if we wish to subtract 15 from var, then we should copy 15 to temp variable and then performing Reaction 5.1.

F. Sample Compound Reaction - Multiplication

My compiler directly supports * operator for multiplication. However, to implement multiplication, we followed this routine for multiplication of two numbers x and y.

```
while (x > 0) :
  result = result + y;
  x = x - 1;
```

To implement this, we need three sets of reactions: Comparison, Copy, and Decrement. The comparison reactions should provide a start signal to copy reactions and decrement reactions, if its condition is met. The flow is shown in Fig. 4.

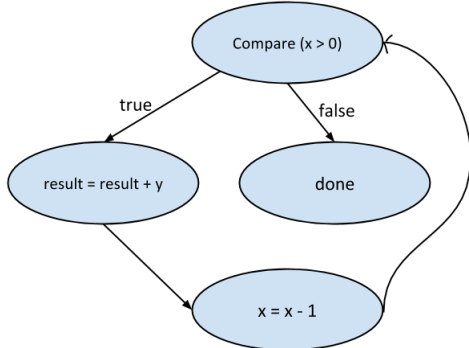


Fig. 4. The work-flow of multiply operator inside compiler.

Please refer supplementary files to see complete set of reactions for multiply module.

V. COMPILER DISCUSSION - PARSING AND OPERATION HANDLING

In this compiler, we have adopted python like syntax along with parenthesis instead of indentation. As of now, the compiler supports following operations:

- Declaration and assignment of a variable whose name is of the form $[a - z][a - z0 - 9]^+$.
- Addition operation.
- Subtraction operation.
- Multiplication operation.

TABLE I.

Precedence	Operator	Associativity
1	*, /	Left
2	+, -	Left
3	<, >, <=, >=, =, !=	Left

The compiler also supports following operations, however, it is not yet able to generate the xml code for these operations. This means that compiler recognizes the syntax for these operations, generates an Abstract Syntax Tree (AST) for them, and is also able to traverse it for these operations.

- Division operator.
- All the types of comparison operations: <, >, <=, >=, ==, and !=.
- The "if" branching statement
- The "while" looping statement.

Some of the important points to be noted about compiler are as under:

- Since we are following stochastic model for CRN, the coefficients for any reactant or product will always be non-negative integer. So, our compiler only has integer variables as of now. One needs to come up with some kind of encoding to represent negative numbers and decimal numbers using CRN.
- My compiler replicates Intel's IA32 architecture in terms of register. It consists of 3 register like variables $_localx$, $_localy$, and $_localz$ just like IA32 consists of register eax , ebx , ecx and edx .
- At any given point of time, we store temporary value of result, which can be used later, in $_localz$. The other registers are used to store temporary value inside a given operation i.e intra-operation. Say for example, while performing multiplication $2 * 3$, we store 2 and 3 in $_localx$ and $_localy$ respectively while their result is stored in $_localz$.
- To assign a value to variable, we need to quantify the value of a constant. Say for example, to perform $x = 10$, we define a specie called one_zero whose amount is 10 and then perform copy reaction on x .
- We have used a hash map data structure for symbol table in our compiler. As of now, there is nothing like scope of variable i.e every variable is global but this can easily be implement by using a nested hash map inside a hash map.
- The compiler works in two different modes: Interactive mode as well as File mode. In interactive mode, the compiler give line wise output as if it is an interpreter while in file mode, the compiler takes a file as input and gives single output.
- The way in which Flex and Bison interact with GCC to create executable for the compiler is shown in Fig. 3.
- The associativity and precedence of the operators available in compiler is shown in Table.1.

VI. INTERMEDIATE OUTPUT

After the syntax checking stage, the compiler generates an AST for the code and it returns the head pointer of this AST. Then, by traversing each and every node of this AST, we can generate the chemical reactions for the same. For example, consider the following code:

```
x = 10;
while (x > 0)
{
  x = x + 1;
}
```

The output AST will be as shown in Fig. 5.

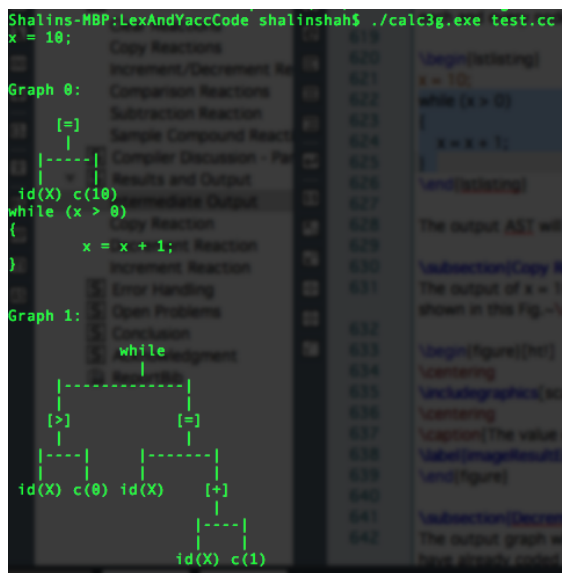


Fig. 5. AST for $x=10$ and while loop.

VII. FINAL OUTPUT

The XML output is too large to be shown here. However, the simulated graph output is shown.

A. Copy Reaction

The output of $x = 10$ will generate 10 reactions and 18 species after compilation. This file when simulated in CAIN will generate output graph as shown in this Fig. 6.

B. Decrement Reaction

The output graph for decrement reaction on $x = 20$ when simulated in CAIN will generate output graph as shown in Fig. 7. Note that compiler doesn't support unary subtract or add symbol yet.

C. Increment Reaction

The output graph of increment reaction will be similar to decrement with the only difference being sign of slope. This graph will have positive slope unlike decrement graph.

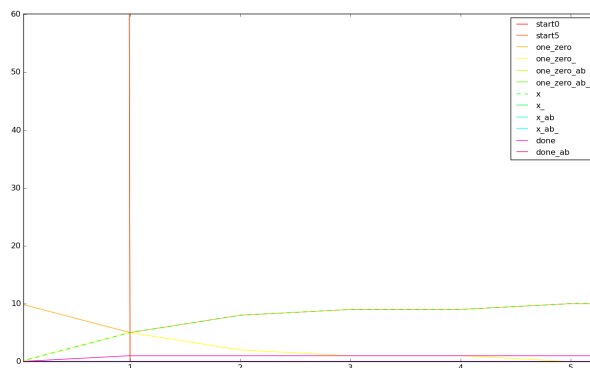


Fig. 6. The value of variable x increases with time and after it reaches 10, it becomes constant over time.

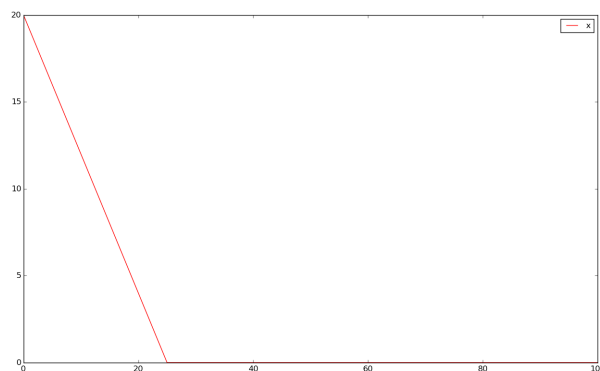


Fig. 7. The value of variable x decreases with time and after it reaches 0, it becomes constant over time.

VIII. ERROR HANDLING

Like any compiler, our compiler also issues very basic errors. As of now, the compiler is able to catch, mainly, syntax errors. Say for example, $x = 20.22$ will generate a syntax error since the compiler is only supporting integer variables or forgetting a ';' at the end of a statement will generate a syntax error. Also, the compiler return line number for the which error was reported. For example, consider this erroneous code:

```
x = 10;
y = 20
z = x + y;
```

When we execute this code, compiler reports - *syntax error at/near line 2*. Other than syntax errors, compiler also reports undeclared variable error and insufficient memory error in case it is out of memory.

IX. OPEN PROBLEMS

While trying to develop compiler, we were able to identify following open problems (currently, we are working on them):

- An encoding method to represent negative numbers. we came up with an idea of using 9's complement method but the problem with this method is highest decimal has to be discarded once it overflows. How to do that using CRN is still a question who's answer we are seeking.

- If one is able to come up with encoding for negative numbers, next step should be to find encoding for real numbers.
- Inter-compatibility of reactions. Suppose, we do following operations:

```
x = 10;
y = x;
```

In this case, value of x will be copied to y after copy reactions for x . This creates weird behavior since we need to address the problem of synchronizing *rate independent* reactions. The eerie behavior is due to start and done signal of reactions and their quantities. A method to do this has been proposed in [18] but it doesn't address the issue completely. Deciding the optimal initial quantity of absence indicator, start and done signals still remains open.

SUPPLEMENTARY FILE

The supplementary software for this work can be found on this Github link:

<https://github.com/shalinshah1993/CCompilerX>

It contains sample codes for addition, multiplication and subtraction generated by the compiler.

CONCLUSION

With things such as very low probability of error, efficient Turing Universal behavior, and energy efficiency reactions, CRN is surely a great alternative to silicon processors. Therefore, a need of compiler is imperative. However, there are still several challenges, a few of which are mentioned in a section above, which one needs to address before this dream of compiler can be realized. That being said, this compiler is at such a stage that a strong base is developed on which one can further this work simply by adding modules.

ACKNOWLEDGMENT

We would like to thank Krishna Gopal for healthy discussions and suggestions. We would also like to thank Frank Thomas Braun for his tree generation library.

REFERENCES

- [1] M. O. Magnasco, "Chemical kinetics is turing universal," *Physical Review Letters*, vol. 78, no. 6, p. 1190, 1997.
- [2] D. Soloveichik, M. Cook, E. Winfree, and J. Bruck, "Computation with finite stochastic chemical reaction networks," *natural computing*, vol. 7, no. 4, pp. 615–633, 2008.
- [3] S. Mauch. (2010) Cain: Stochastic Simulation for Chemical Kinetics. [Online]. Available: <http://www.cacr.caltech.edu/~sean/cain/>
- [4] D. Soloveichik, G. Seelig, and E. Winfree, "DNA as a universal substrate for chemical kinetics," *Proceedings of the National Academy of Sciences*, vol. 107, no. 12, pp. 5393–5398, 2010.
- [5] A. Phillips and L. Cardelli, "A programming language for composable DNA circuits," *Journal of the Royal Society Interface*, vol. 6, no. Suppl 4, pp. S419–S436, 2009.
- [6] S. Shah, D. Limbachiya, and M. K. Gupta, "DNACloud: A Potential Tool for storing Big Data on DNA," *arXiv preprint arXiv:1310.6992*, 2013.
- [7] B. Wei, M. Dai, and P. Yin, "Complex shapes self-assembled from single-stranded DNA tiles," *Nature*, vol. 485, no. 7400, pp. 623–626, 2012.
- [8] L. Qian and E. Winfree, "Scaling up digital circuit computation with DNA strand displacement cascades," *Science*, vol. 332, no. 6034, pp. 1196–1201, 2011.
- [9] S. Shah, P. Dave, and M. K. Gupta, "Computing real numbers using DNA self-assembly," *CoRR*, vol. abs/1502.05552, 2015. [Online]. Available: <http://arxiv.org/abs/1502.05552>
- [10] P. W. Rothemund, "Design of DNA origami," in *Proceedings of the 2005 IEEE/ACM International conference on Computer-aided design*. IEEE Computer Society, 2005, pp. 471–478.
- [11] L. Qian, D. Soloveichik, and E. Winfree, "Efficient Turing-universal computation with DNA polymers," in *DNA computing and molecular programming*. Springer, 2011, pp. 123–140.
- [12] L. Cardelli, "Two-domain DNA strand displacement," *Mathematical Structures in Computer Science*, vol. 23, no. 02, pp. 247–271, 2013.
- [13] H. Jiang, M. D. Riedel, and K. K. Parhi, "Digital logic with molecular reactions," in *Computer-Aided Design (ICCAD), 2013 IEEE/ACM International Conference on*. IEEE, 2013, pp. 721–727.
- [14] P. Senum and M. Riedel, "Rate-independent constructs for chemical computation," *PloS one*, vol. 6, no. 6, p. e21414, 2011.
- [15] D. T. Gillespie, "Exact stochastic simulation of coupled chemical reactions," *The journal of physical chemistry*, vol. 81, no. 25, pp. 2340–2361, 1977.
- [16] P. Guptasarma, "Does replication-induced transcription regulate synthesis of the myriad low copy number proteins of escherichia coli?" *Bioessays*, vol. 17, no. 11, pp. 987–997, 1995.
- [17] M. Cook, D. Soloveichik, E. Winfree, and J. Bruck, "Programmability of chemical reaction networks," in *Algorithmic Bioprocesses*. Springer, 2009, pp. 543–584.
- [18] P. Senum, "Chemical compiler," University of Minnesota, Tech. Rep., 2011.