

Apparent cosmic acceleration due to local bulk flow

J. Colin¹, R. Mohayaee¹, M. Rameez², and S. Sarkar^{2,3}

¹*Sorbonne Universités, UPMC Univ Paris 06, CNRS,
Institut d'Astrophysique de Paris, 98bis Bld Arago, Paris 75014, France*

²*Niels Bohr Institute, University of Copenhagen,
Blegdamsvej 17, 2100 Copenhagen, Denmark and*

³*Rudolf Peierls Centre for Theoretical Physics, University of Oxford,
Parks Road, Oxford OX1 3PQ, United Kingdom*

(Dated: December 14, 2024)

Recent observations reveal a bulk flow in the local Universe which is faster and extends to larger scales than is expected around a typical observer in the standard Λ CDM cosmology. The deceleration parameter q_0 derived from local observations is then expected to show a scale-dependent dipolar modulation. From a maximum likelihood analysis of the Joint Lightcurve Analysis (JLA) catalogue of Type Ia supernovae we do find such a dipole in q_0 extending out to $z \sim 0.2$, with a magnitude comparable to its monopole. Although not statistically significant in current data, such a dipole must be allowed for, especially in analysing surveys with incomplete sky coverage such as JLA and its successor Pantheon; out of 740 (1048) SNe Ia in the JLA (Pantheon) catalogue, 632 (890) are in the hemisphere opposite to the direction of bulk flow for which their redshifts have been corrected. However when we do so, the monopole component of q_0 , which has been widely ascribed to a cosmological constant (dark energy), drops in statistical significance and becomes consistent with zero at 2σ (95% c.l.). This suggests that the apparent acceleration of the expansion rate deduced from supernovae may be an artefact of our bulk flow.

I. INTRODUCTION

The foundations of the current ‘standard model’ of cosmology date back to the 1930s when there was essentially no data available. In particular the Universe was assumed to be exactly isotropic and homogeneous, with space-time described by the maximally symmetric Robertson-Walker metric, and occupied by ideal fluids with purely diagonal energy-momentum tensors²⁶. Subsequently it has been recognised that the distribution of galaxies, which is a biased tracer of the underlying distribution of the dominant dark matter, is in fact rather inhomogeneous. Counts-in-spheres of galaxy catalogues suggest that there is a transition to (statistical) homogeneity on scales exceeding ~ 100 Mpc^{13,33} although sufficiently large volumes have not yet been surveyed to establish this definitively. This is however the standard model expectation if the observed large-scale structure has grown under gravity in the sea of dark matter, starting with an initially gaussian random field of small density perturbations with an approximately scale-invariant spectrum. Detailed observations of the temperature fluctuations in the cosmic microwave background (CMB) have broadly confirmed this picture¹ although several anomalies remain (e.g. the ‘hemispherical asymmetry’, the quadrupole-octupole alignment, a quadrupolar modulation) suggesting that further revision of the underlying picture may prove necessary.

In our real universe there are ‘peculiar motions’ due to the local inhomogeneity and anisotropy of surrounding structure, i.e. we are *not* idealised comoving observers but have a ‘tilt’ velocity relative to the idealised Hubble flow³⁶. These are non-negligible, e.g. our Local Group of galaxies moves with respect to the universal expansion at

$620 \pm 15 \text{ km s}^{-1}$ towards $\ell = 271.9 \pm 2^\circ$, $b = 29.6 \pm 1.4^\circ$, as is inferred from the observed dipolar modulation of the CMB temperature^{1,19}. Moreover diverse observations^{5,9,10,14,20–22,41} reaching out as far as ~ 300 Mpc have *not* seen the $\sim 1/r$ fall-off of the peculiar velocity expected in the standard Λ CDM cosmology. The odds of this happening by chance in that framework can be estimated by querying Hubble volume simulations of large-scale structure formation e.g. Dark Sky³⁵. We found²⁸ that $< 1\%$ of Milky Way-like observers should observe the bulk flow ($> 250 \text{ km s}^{-1}$ extending to $z > 0.03$) that we do. The implications of our being such a special observer have been discussed for e.g. measurements of H_0 ¹² but not for the inference of cosmic acceleration.

Since cosmological observables are generally formulated in the ‘CMB frame’ in which the universe is supposedly perfectly isotropic, it is in any case always necessary to correct what we measure from our relative moving frame. For example the observed redshifts of the Type Ia supernovae (SNe Ia) in catalogues like JLA³ have been corrected in order to convert from the heliocentric frame to the CMB frame. The methodology used follows earlier work⁷ which used bulk flow observations made back in 2004¹⁴ and moreover assumed that there is convergence to the CMB frame beyond 150 Mpc. Since this is not in accordance with subsequent deeper observations, we reverse these corrections in order to examine whether the deceleration parameter measured in our (bulk flow) rest frame can indeed differ from that of comoving observers in the model universe as was suggested by Tsagas³⁶. Such theoretical considerations predict^{37,38} that there should be a dipole asymmetry in the derived cosmic deceleration parameter q_0 towards the bulk flow direction. We do find indications of such a dipole and, even more importantly, that the significance of the monopole in q_0 decreases *si-*

multaneously. Hence not only is the indication for acceleration statistically marginal²⁵, it may arise due to our being located in a bulk flow, rather than being the effect of a cosmological constant or dark energy.

II. THE SDSS-II/SNLS3 JOINT LIGHTCURVE ANALYSIS CATALOGUE

We use the most up to date *publicly* available sample of supernova lightcurve properties and directions: the SDSS-II/SNLS3 Joint Lightcurve Analysis (JLA) catalogue³. This consists of 740 spectroscopically confirmed SNe Ia, including several low redshift ($z < 0.1$) samples, three seasons of SDSS-II ($0.05 < z < 0.4$) and three years of SNLS ($0.2 < z < 1$) data, all calibrated consistently in the ‘Spectral Adaptive Lightcurve Template 2’ (SALT2) scheme. This assigns to each supernova 3 parameters: the apparent magnitude m_B^* at maximum in the rest frame ‘B-band’, and the light curve shape and colour corrections, x_1 and c . The distance modulus is then given by:

$$\mu_{\text{SN}} = m_B^* - M + \alpha x_1 - \beta c, \quad (1)$$

where α and β are assumed to be constants, as is M the absolute SNe Ia magnitude, as befits a ‘standard candle’. In the standard Λ CDM cosmological model this is related to the luminosity distance d_L as:

$$\begin{aligned} \mu &\equiv 25 + 5 \log_{10}(d_L/\text{Mpc}), \quad \text{where:} \\ d_L &= (1+z) \frac{d_H}{\sqrt{\Omega_k}} \sin \left(\sqrt{\Omega_k} \int_0^z \frac{H_0 dz'}{H(z')} \right), \text{ for } \Omega_k > 0 \\ &= (1+z) d_H \int_0^z \frac{H_0 dz'}{H(z')}, \text{ for } \Omega_k = 0 \\ &= (1+z) \frac{d_H}{\sqrt{\Omega_k}} \sinh \left(\sqrt{\Omega_k} \int_0^z \frac{H_0 dz'}{H(z')} \right), \text{ for } \Omega_k < 0 \\ d_H &= c/H_0, \quad H_0 \equiv 100h \text{ km s}^{-1} \text{Mpc}^{-1}, \\ H &= H_0 \sqrt{\Omega_m(1+z)^3 + \Omega_k(1+z)^2 + \Omega_\Lambda}. \end{aligned} \quad (2)$$

Here d_H is the Hubble distance and H the Hubble parameter (H_0 being its present value), and $\Omega_m, \Omega_\Lambda, \Omega_k$ are the matter, cosmological constant and curvature densities in units of the critical density. In the standard Λ CDM model these are related by the ‘cosmic sum rule’: $1 = \Omega_m + \Omega_\Lambda + \Omega_k$. However we make no such model assumptions and will simply expand the luminosity distance d_L in a Taylor series in order to examine its second derivative i.e. the acceleration (see §III). This is because acceleration is a *kinematic* quantity and can be measured without making any assumptions about the dynamics underlying the universal expansion. (There may be concern that such a Taylor expansion fails at high redshift, however we have verified that d_L in the best-fit Λ CDM model differs by only 7% even at $z = 1.3$ (the highest redshift in the JLA sample) which is much less than the measurement uncertainty. Indeed as seen in the Tables, the Taylor expansion fits the data just as well as Λ CDM.)

Figure 1 is a Mollweide projection of the directions of the 740 SNe Ia in Galactic coordinates. Due to the diverse survey strategies of the sub-samples that make up the JLA catalogue, its coverage of the sky is patchy and anisotropic. While the low redshift objects are spread out unevenly across the sky, the intermediate redshift ones from SDSS are mainly confined to a narrow disk at low declination, while the high redshift ones from SNLS are clustered along four specific directions.

The JLA analysis³ individually corrects the observed redshifts z_{hel} in the heliocentric frame in order to account for perturbations to the cosmological redshifts z_{CMB} due to peculiar motions in the local Universe. These corrections are carried over unchanged from an earlier analysis⁷, which in turn cites an earlier method²⁴ and the peculiar velocity model of Hudson *et al.*¹⁴. It is stated that the inclusion of these corrections allow SNe Ia with redshifts down to 0.01 to be included in the cosmological analysis, in contrast to earlier analyses³⁰ which employed only SNe Ia down to $z = 0.023$.

In Figure 2 we examine these corrections by exhibiting the quantity t , defined as

$$\mathcal{C} = [(1 + z_{\text{hel}}) - (1 + z_{\text{CMB}})(1 + z_d)] \times c \quad (3)$$

where z_{hel} and z_{CMB} are the heliocentric and CMB rest frame redshifts tabulated by JLA, while z_d is given by

$$z_d = \sqrt{\frac{1 - \vec{v}_{\text{CMB}-\odot} \cdot \hat{n}/c}{1 + \vec{v}_{\text{CMB}-\odot} \cdot \hat{n}/c}}, \quad (4)$$

where $\vec{v}_{\text{CMB}-\odot}$ is 369 km s⁻¹ in the direction of the CMB dipole,¹⁹ and \hat{n} is the unit vector in the direction of the supernova. It can be seen in Fig. 2 that SNe Ia beyond $z \sim 0.06$ have been *assumed* to be stationary w.r.t. the CMB rest frame, and corrections applied only to those at lower redshifts. It is not clear how these corrections have in fact been derived beyond $z \sim 0.04$, which is the extent to which the Streaming Motions of Abell Clusters (SMAC) sample¹⁴ extends. This has a bulk velocity of 687 ± 203 km s⁻¹ towards $\ell = 260 \pm 13^\circ, b = 0 \pm 11^\circ$ out to $z = 0.04$ at 90% C.L., and a bulk velocity of 372 ± 127 km s⁻¹ towards $\ell = 273^\circ, b = 6^\circ$ generated by sources beyond 200 h^{-1} Mpc ($\Rightarrow z \simeq 0.064$) at 98% C.L. If the peculiar velocity field is not discontinuous, the SNe Ia immediately outside this volume should have comparable velocities. Fig. 2 indicates however that the JLA peculiar velocity ‘corrections’ have assumed that the bulk flow abruptly disappears at this point! The JLA analysis³ allows SNe Ia beyond this distance to only have an uncorrelated velocity dispersion of 150 km s⁻¹. In the absence of any evidence of convergence to the CMB rest frame, this assumption is unjustified since it is quite possible that the observed bulk flow stretches out to much larger scales. In fact there have been persistent claims of a ‘dark flow’ extending out to several hundreds of Mpc^{16–18}, although this is still under debate.

At this point it is worth noting the anisotropy of the JLA catalogue. Out of the 740 SNe Ia, 551 are in the

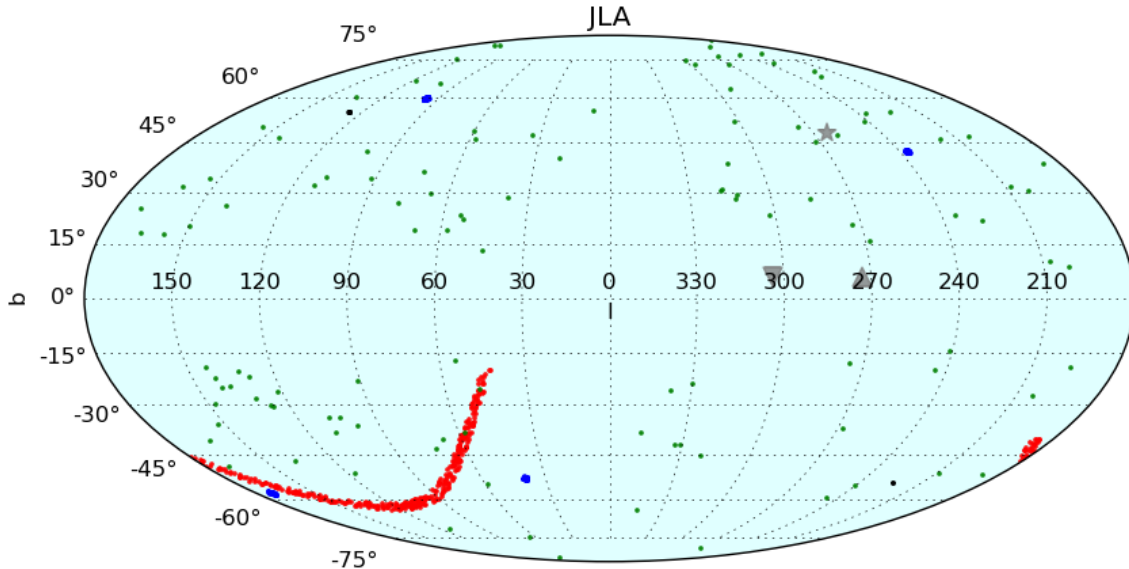


FIG. 1. The sky distribution of the 4 sub-samples of the JLA catalogue in Galactic coordinates: SDSS (red dots), SNLS (blue dots), low z (green dots) and HST (black dots). Note that the 4 big blue dots are clusters of many individual SNe Ia. The directions of the CMB dipole (star), the SMAC bulk flow (triangle), and the 2M++ bulk flow (inverted triangle) are also shown.

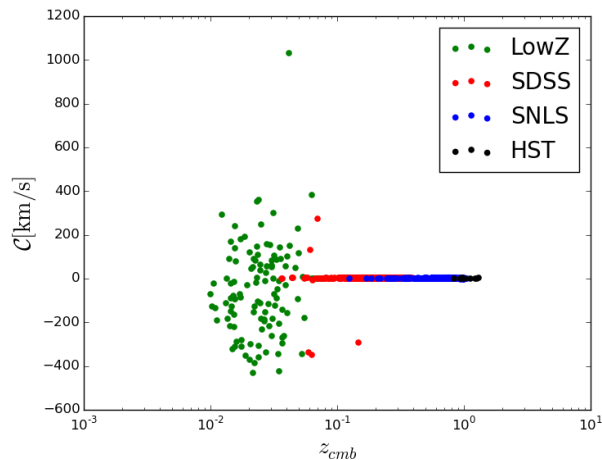


FIG. 2. The peculiar velocity ‘corrections’ which have been applied to the JLA catalogue. The parameter t defined in eq.(3) is shown versus the corrected redshift z_{CMB} . The red outlier is SDSS 2308 — a curious object which apparently has $z_{\text{CMB}} = z_{\text{hel}} = 0.14$ despite being at rather large redshift.

hemisphere pointing *away* from the CMB dipole. With respect to the $372 \pm 127 \text{ km s}^{-1}$ bulk flow of the model¹⁴ using which the redshifts of the local SNe Ia have been corrected, only 108 are in the upper hemisphere while 632 are in the lower hemisphere. With respect to the direction of the abnormally high flow reported by 6dFGSv, the largest and most homogeneous peculiar velocity sam-

ple of nearly 9000 galaxies²², 103 SNe Ia are in the upper hemisphere while 637 are in the lower hemisphere.

The subsequent Pantheon catalogue³², which incorporates additional SNe Ia in addition to JLA, continues to suffer from these problems. While the flow model⁴ using which the redshifts of the Pantheon sample have been corrected go out to $z \sim 0.067$, this model has a residual bulk flow of $159 \pm 23 \text{ km s}^{-1}$, attributed to sources beyond $z = 0.067$, and 890 of the 1048 Pantheon SNe are in the hemisphere *opposite* to the direction of this flow.

Both JLA and Pantheon include SNe to which anomalously large peculiar velocity corrections have been applied at redshifts far higher than the limit to which the corresponding flow models extend. SDSS2308 (see Fig. 2) in JLA at $z = 0.14$ in JLA and SN2246 in Pantheon at $z = 0.194$ are two of the many examples.

We use the heliocentric redshifts tabulated by JLA³ and subtract out the bias corrections applied to m_B^* . For the Pantheon catalogue³² the z_{hel} values and individual contributions to the covariance are not yet public.

III. COSMOLOGICAL ANALYSIS

We compare the distance modulus (1) obtained from the JLA sample with the apparent magnitude (2) using the Maximum Likelihood Estimator²⁵. We use the kinematic Taylor series expansion for the luminosity distance up to the third term, given by⁴⁰:

$$d_L(z) = \frac{cz}{H_0} \left\{ 1 + \frac{1}{2}[1-q_0]z - \frac{1}{6}[1-q_0-3q_0^2+j_0+\frac{kc^2}{H_0^2 a_0^2}]z^2 \right\} \quad (5)$$

where $q \equiv -\ddot{a}a/\dot{a}^2$ is the cosmic deceleration parameter in the Hubble flow frame, defined in terms of the scale factor of the universe a and its derivatives w.r.t. proper time, j_0 is the cosmic ‘jerk’ $j = \ddot{a}/aH^3$, and $-kc^2/(H_0^2 a_0^2)$ is in fact Ω_k . Note that since the last two appear together in the coefficient of the z^3 term, they cannot be determined separately. In the Λ CDM model: $q_0 = \Omega_m/2 - \Omega_\Lambda$, however we wish to analyse the data without making assumptions about the matter content or the dynamics.

To look for a possible dipole in the deceleration parameter, we allow it to have a direction dependence:

$$\tilde{q} = q_m + \vec{q}_d \cdot \hat{n} \mathcal{F}(z, S) \quad (6)$$

where q_d and q_m are, respectively, the magnitudes of the dipole and monopole (the latter corresponding to what is usually called q_0), while \hat{n} is the direction of the dipole and $\mathcal{F}(z, S)$ describes its scale dependence. We consider four representative functional forms:

- (a) No scale dependence: $\mathcal{F}(z, S) = 1$ independent of z ,
- (b) ‘Top hat’: $\mathcal{F}(z, S) = 1$ for $z < S$, and 0 otherwise,
- (c) Exponential: $\mathcal{F}(z, S) = \exp(-z/S)$, and
- (d) Linear: $\mathcal{F}(z, S) = 1 - z/S$.

Due to the very anisotropic sky coverage of the dataset, we do not attempt to find \hat{n} , instead we choose it to be along the CMB dipole direction. This is reasonable as the directions of the reported bulk flows^{5,9,10,14,20,22,41} are all within $\sim 40^\circ$ of each other and of the CMB dipole.

Subsequently, we maximise a likelihood as constructed earlier^{23,25}, simultaneously w.r.t. the 4 cosmological parameters $q_m, j_0 - \Omega_k, q_d$ and S , as well as the 8 parameters that go into the standardisation of the SNe Ia candles: $\alpha, \beta, M_0, \sigma_{M_0}, x_{1,0}, \sigma_{x_{1,0}}, c_0$ and σ_{c_0} . Ours is a frequentist analysis, however it is equivalent to the ‘Bayesian Hierarchical Model’ of March *et al.*²³ which in fact yielded the same result³⁴ as the frequentist analysis of Nielsen *et al.*²⁵ when applied to the JLA catalogue.

IV. RESULTS

The results of the fits described in § III are given in Table I. The first row presents the results of a 10-parameter fit *without* a dipole, using the SN-by-SN corrections to the redshift as included in JLA. We find the best fit value of q_0 to be -0.314, and that *no* acceleration is disfavoured at slightly less than 3σ , completely consistent with previous principled statistical analyses^{25,34}. Similar results were also found by Rubin & Hayden³¹ (see the left panels of their Fig.2 and 3rd row, Fig.3).

However the quality of fit *improves* further ($-2 \log \mathcal{L}_{\max}$ decreases) when q_0 is allowed to have a dipole. In the best fit where this has an exponentially decaying form $\propto e^{-z/S}$, the dipole $q_d = -0.3328$ is *larger* than

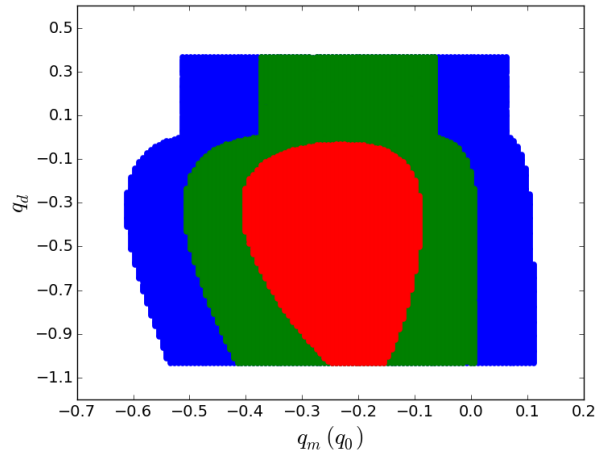


FIG. 3. 1, 2 and 3 σ contours for the monopole and dipole components of the cosmological deceleration parameter inferred from JLA SNe Ia, profiling over all other parameters.

the monopole $q_m = -0.2461$ and its scale parameter is $S = 0.229$ suggesting that the bulk flow extends out to far larger redshift than is expected in a Λ CDM universe. In the presence of this dipole, $q_m = 0$ is disfavoured at only about 2σ . In other words, in an universe where we have theoretical reasons to expect a dipolar modulation in the deceleration parameter in the direction of our motion through the CMB, there is *no* significant evidence for a non-zero value of its monopole component. Fig.3 shows the 1, 2 and 3 σ contours in the likelihood around the maximum as a function of q_d and q_m , profiling over all other parameters.

V. DISCUSSION

In this work we have used the statistical approach as well as the treatment of lightcurve parameters espoused by Nielsen *et al.*²⁵. These authors were criticised by Rubin & Hayden³¹ for using redshift-*independent* distributions for x_1 and c . In this respect we note the following:

1. The fit for determination of cosmological parameters³ is to determine the relationship between the luminosity distance d_L and the redshift. To inspect *a posteriori* the distribution of two (x_1 and c) out of the three ingredients that go into standardising SNe Ia, and add *empirical* terms to describe their sample dependence and redshift evolution in the fit, is fundamentally against the principles of blind hypothesis testing, especially since no such dependence had been suggested by the JLA analysis³.
2. We nevertheless carry out the same 16- and 22-parameter fits³¹ and present the results in Table II. While the log maximum likelihood ratio improves to 12.5 and 16 respectively for these fits, both these

TABLE I. Fits to the JLA catalogue. The 1st row corresponds to the usual fit with 10 parameters, 8 of which describe the SNe Ia (last 8 columns) and 2 describe the cosmology. The remaining 4 rows present the fits with 2 additional parameters describing a dipolar modulation of q_0 , with different scale-dependences. In each row the effect of setting $q_m = 0$ is also shown.

	$-2 \log \mathcal{L}_{\max}$	q_m	q_d	S	$j_0 - \Omega_k$	α	$x_{1,0}$	$\sigma_{x_{1,0}}$	β	c_0	σ_{c_0}	M_0	σ_{M_0}
No Dipole: JLA z_{CMB}	-213.84	-0.3140	—	—	0.03729	0.1343	0.03805	0.9318	3.058	-0.01606	0.07103	-19.05	0.1083
As above with no acceleration ($q_m = 0$)	-204.30	0	—	—	-0.8240	0.1323	0.03259	0.9316	3.044	-0.01309	0.07098	-19.01	0.1095
Dipole with no scale dep.: $\mathcal{F}(z, S) = 1$	-218.02	-0.2275	-0.03087	—	-0.3232	0.1335	0.03885	0.9318	3.023	-0.01639	0.07111	-19.04	0.1086
As above with no acceleration ($q_m = 0$)	-212.95	0	-0.03403	—	-0.8857	0.1322	0.03482	0.9317	3.01	-0.01422	0.07104	-19.01	0.1095
Top hat dipole $\mathcal{F}(z, S) = 1$ for $z < S$	-219.83	-0.1673	-0.8317	0.06282	-0.4651	0.1340	0.03926	0.9317	3.028	-0.01595	0.07107	-19.03	0.1083
As above with no acceleration ($q_m = 0$)	-217.28	0	-0.9914	0.0656	-0.8468	0.1330	0.03663	0.9318	3.023	-0.0144	0.07100	-19.00	0.1088
Exponential dipole: $\mathcal{F}(z, S) = e^{-z/S}$	-220.49	-0.2461	-0.3328	0.2290	-0.2047	0.1332	0.03728	0.9322	3.012	-0.01625	0.07108	-19.03	0.1084
As above with no acceleration ($q_m = 0$)	-214.84	0	-0.4521	0.1698	-0.8232	0.1320	0.03372	0.9320	3.004	-0.01394	0.07102	-19.00	0.1093
Linear dipole: $\mathcal{F}(z, S) = 1 - z/S$	-217.72	-0.1861	-0.4574	0.3892	-0.4169	0.1338	0.03949	0.9318	3.029	-0.01610	0.0711	-19.03	0.1085
As above with no acceleration ($q_m = 0$)	-216.35	0	-1.448	0.0904	-0.8537	0.1332	0.03621	0.9315	3.016	-0.01436	0.07103	-19.003	0.1090

parameterisations also allow for a large dipole in q_0 out to $z \sim 0.27$ and $z \sim 0.18$ respectively, which *reduces* the likelihood in favour of acceleration.

- When progressively adding more parameters to improve the quality of a fit and obtain a desired outcome, the parameters have to be justified by both physical and information theoretic arguments. The additional parameters of Rubin & Hayden³¹ can be justified by the Akaike information criterion (AIC) but not by the Bayesian information criterion (BIC). The same applies to the two additional parameters we introduce (q_d and S) however there is a *physical* motivation to expect a scale-dependent dipole in an inhomogeneous universe^{37,38}.
- If the light curve parameters x_1 and c are allowed to be sample/redshift dependent one can ask why the absolute magnitude of SNe Ia should also not be sample/redshift-dependent. Allowing this of course undermines their use as ‘standard candles’ and the data is then unsurprisingly consistent with *no* acceleration, as can be seen in Table II (see also Tutusaus *et al.*³⁹). Note that the additional 3 parameters describing the sample dependence of M_0 are justified by the AIC.

It has been observed, e.g. by Bernal *et al.*² that the deceleration parameter inferred from previous SNe Ia datasets has a redshift, and indeed directional, dependence. This was interpreted as indicative of local anisotropy in the matter distribution, i.e. our being located in an asymmetric void. The refinement in the present work is that we consider the most recent comprehensive database of SNe Ia and take into account all systematic effects as encoded in the covariance matrices provided³. Moreover we focus on the local *velocity* rather than the density field as this fully reflects the gravitational dynamics due to inhomogeneities. We can then explore the expected consequences of our being ‘tilted’ i.e. *non*-Copernican observers. Our analysis is guided by the suggestion that we may then infer acceleration even when the overall expansion rate is decelerating — a

signature of which would be a dipolar modulation of the inferred q_0 along the direction of the bulk flow^{36–38}.

The effect of peculiar velocities on SNe Ia cosmology has been previously studied^{8,15}, however these studies relied on covariances that apply to Copernican observers. As we show in an accompanying paper⁶, although the bulk flow we are embedded in is rare at only about the $\lesssim 1\%$ level²⁸ according to the DarkSky simulation³⁵, the conditional covariances can be a factor of 10 larger and introduce a preferred direction locally. This can make a much bigger impact on cosmological inferences than was found in these previous studies. In particular the JLA analysis³ of the *same* dataset concluded that the effect of peculiar velocities is only a tiny ($< 0.1\%$) shift in the best-fit cosmological parameters.

In summary, the model-independent evidence for acceleration of the Hubble expansion rate from the largest public catalogue of Type Ia supernovae is only 2σ . This is in stark contrast to the claim³² that acceleration is established by SNe Ia at $> 6\sigma$ in the framework of the Λ CDM model. Moreover there is an indication for a dipole in q_0 towards the CMB dipole — as is expected if the apparent acceleration is an artefact of our being located in a local bulk flow which extends out far enough to include most of the supernovae studied^{36–38}. Given the observational evidence that there is *no* convergence to the CMB frame as far out as redshift $z \sim 0.1$ which includes half the known SNe Ia, this possibility must be taken seriously.

It is often stated that regardless of the marginal evidence for cosmic acceleration from the SNe Ia Hubble diagram there are other reasons to believe that the expansion rate is accelerating. It has been shown³⁹ however that *all* low redshift probes e.g. measurements of Baryon Acoustic Oscillations, of $H(z)$ from stellar chronometry, and of the growth of matter perturbations $\sigma(z)$, are also consistent with no acceleration. The precision data on CMB anisotropies¹ do not directly probe cosmic acceleration. Whether the Universe is indeed dominated by dark energy thus remains an open question.

TABLE II. Fits to the JLA catalogue allowing for sample- and redshift-dependence of SNe Ia parameters. The 1st row corresponds to Rubin & Hayden's³¹ 22-parameter fit, while the 2nd row shows the changes when a scale-dependent exponentially falling dipole modulation is allowed for q_0 . The 3rd row corresponds to their 16-parameter fit while the 4th and 5th rows show, respectively, the changes allowing for a scale-dependent exponentially falling dipole modulation in q_0 , and allowing for the absolute magnitude of the SNe Ia to be sample dependent (respectively low z , SDSS, SNS & HST). In each row the effect of setting the monopole of q_0 to zero is also shown to illustrate that the SNe Ia parameters (last 4 columns) hardly change, while the dipole in q_0 changes substantially.

	$-2 \log \mathcal{L}_{\max}$	q_m	q_d	S	$j_0 - \Omega_k$	α	β	M_0	σ_{M_0}
Rubin & Hayden (22 param.) with no dipole	-331.6	-0.4574	—	—	0.1458	0.1345	3.067	-19.07	0.1074
As above with no acceleration ($q_m = 0$)	-315.6	0	—	—	-1.351	0.1323	3.048	-19.01	0.1088
Rubin & Hayden (22 param.) with dipole $\propto e^{-z/S}$	-335.9	-0.3867	-0.2325	0.1825	-0.1779	0.1337	3.028	-19.06	0.1076
As above with no acceleration ($q_m = 0$)	-326.9	0	-2.186	0.05034	-1.333	0.1325	3.02	-19.01	0.1087
Rubin & Hayden (16 param.) with no dipole	-242.4	-0.3873	—	—	0.2937	0.1345	3.063	-19.05	0.1080
As above with no acceleration ($q_m = 0$)	-229.9	0	—	—	-0.8444	0.1325	3.051	-19.00	0.1094
Rubin & Hayden (16 param.) with dipole $\propto e^{-z/S}$	-250.2	-0.3329	-0.2091	0.2726	0.04258	0.1336	3.021	-19.04	0.1081
As above with no acceleration ($q_m = 0$)	-241.2	0	-0.3585	0.1794	-0.8645	0.132	3.009	-19.00	0.1093
Rubin & Hayden (16 + 3 param.) with no dipole	-253.4	-0.09894	—	—	-0.102	0.1346	3.023	-19.07, -19.00, -18.94, -18.78	0.1082
As above with no acceleration ($q_m = 0$)	-253	0	—	—	-0.2661	0.1344	3.016	-19.06, -18.99, -18.92, -18.77	0.1084

ACKNOWLEDGEMENTS

We thank the JLA collaboration for making all their data public and Dan Scolnic for assistance with the Pantheon catalogue. We are grateful to Mike Hudson and Christos Tsagas for discussions. SS acknowledges a DNRF Niels Bohr Professorship, and MR & SS acknowledge hospitality at the Institut d'Astrophysique, Paris.

CORRESPONDING AUTHOR

Correspondence to: subir.sarkar@physics.ox.ac.uk

CODE AVAILABILITY

The code and data used in our analysis are available at: https://github.com/rameez3333/Dipole_JLA.

-
- [1] Akrami Y. *et al.*, *Planck 2018 results. I. Overview, and the cosmological legacy of Planck*, arXiv:1807.06205.
 - [2] Bernal C., Cárdenas V. H. & Motta V., *Asymmetry in the reconstructed deceleration parameter*, Phys. Lett. B **765**, 163170 (2017).
 - [3] Betoule M. *et al.*, *Improved cosmological constraints from a joint analysis of the SDSS-II and SNLS supernova samples*, Astron. Astrophys. **568**, A22 (2014); <http://supernovae.in2p3.fr/sdss-snls-jla/ReadMe.html>.
 - [4] J. Carrick, S. J. Turnbull, G. Lavaux & M. J. Hudson, *Cosmological parameters from the comparison of peculiar velocities with predictions from the 2M++ density field*, Mon. Not. Roy. Astron. Soc. **450**, 317 (2015).
 - [5] Colin J., Mohayaee R., Sarkar S. & Shafieloo A., *Probing the anisotropic local universe and beyond with SNe Ia data*, Mon. Not. Roy. Astron. Soc. **414**, 264 (2011).
 - [6] Colin J., Mohayaee R., Rameez M. & Sarkar S., *The effect of the local bulk flow on SNe Ia cosmology*, in preparation (2018).
 - [7] Conley A. *et al.*, *Supernova Constraints and Systematic Uncertainties from the First 3 Years of the Supernova Legacy Survey*, Astrophys. J. Suppl. **192**, 1 (2011).
 - [8] Davis T. M. *et al.*, *The effect of peculiar velocities on supernova cosmology*, Astrophys. J. **741**, 67 (2011).
 - [9] Feindt U. *et al.*, *Measuring cosmic bulk flows with Type Ia Supernovae from the Nearby Supernova Factory*, Astron. Astrophys. **560**, A90 (2013).
 - [10] Feldman H. A., Watkins R. & Hudson M. J., *Cosmic flows on 100 Mpc/h scales: Standardized minimum variance bulk flow, shear and octupole moments*, Mon. Not. Roy. Astron. Soc. **407**, 2328 (2010).
 - [11] Hellwing W. A., Nusser A., Feix M. & Bilicki M., *Not a Copernican observer: biased peculiar velocity statistics in the local Universe*, Mon. Not. Roy. Astron. Soc. **467**, 2787 (2017).
 - [12] Hess S. & Kitaura F. S., *Cosmic flows and the expansion of the local Universe from non-linear phasespace reconstructions*, Mon. Not. Roy. Astron. Soc. **456**, 4247 (2016).
 - [13] Hogg D. W. *et al.*, *Cosmic homogeneity demonstrated with luminous red galaxies*, Astrophys. J. **624**, 54 (2005).
 - [14] Hudson M. J., Smith R. J., Lucey J. R. & Branchini E., *Streaming motions of galaxy clusters within 12000 km/s. 5. The peculiar velocity field*, Mon. Not. Roy. Astron. Soc. **352**, 61 (2004).
 - [15] Hui L. & Greene P. B., *Correlated fluctuations in luminosity distance and the (surprising) importance of peculiar motion in supernova surveys*, Phys. Rev. D **73**, 123526 (2006).
 - [16] Kashlinsky A., Atrio-Barandela F., Kocevski D. & Ebeling H., *A measurement of large-scale peculiar velocities of clusters of galaxies: results and cosmological implications*, Astrophys. J. **686**, L49 (2009).

- [17] Kashlinsky A., Atrio-Barandela F., Ebeling H., Edge A. & Kocevski D., *A new measurement of the bulk flow of X-ray luminous clusters of galaxies*, *Astrophys. J.* **712**, L81 (2010).
- [18] Kashlinsky A., Atrio-Barandela F. & Ebeling H., *Measuring the dark flow with public X-ray cluster data*, *Astrophys. J.* **732**, 1 (2011).
- [19] Kogut A. *et al.*, *Dipole anisotropy in the COBE DMR first year sky maps*, *Astrophys. J.* **419**, 1(1993).
- [20] Lavaux G., Tully R. B., Mohayaee R. & Colombi S., *Cosmic flow from 2MASS redshift survey: The origin of CMB dipole and implications for Λ CDM cosmology*, *Astrophys. J.* **709**, 483 (2010).
- [21] Lauer T. R. & Postman M., *The motion of the Local Group with respect to the 15,000 km/s Abell cluster inertial frame*, *Astrophys. J.* **425**, 418 (1994).
- [22] Magoulas C., Springob C., Colless M., Mould J., Lucey J., Erdoğdu P. & Jones D. H., *Measuring the cosmic bulk flow with 6dFGSv*, *Proc. IAU Symp.* **308**, 336 (2016).
- [23] March M., Trota R., Berkes P., Starkman G. & Vaudrevange P., *Improved constraints on cosmological parameters from SN Ia data*, *Mon. Not. Roy. Astron. Soc.* **418**, 2308 (2011).
- [24] Neill J. D., Hudson M. J. & Conley A., *The peculiar velocities of local Type Ia supernovae and their impact on cosmology*, *Astrophys. J.* **661**, L123 (2007).
- [25] Nielsen J. T., Guffanti A. & Sarkar S., *Marginal evidence for cosmic acceleration from Type Ia supernovae*, *Sci. Rep.* **6**, 35596 (2016).
- [26] Peebles P.J.E., *Principles of physical cosmology*, Princeton University Press (1993).
- [27] Perlmutter S. *et al.*, *Measurements of Omega and Lambda from 42 high redshift supernovae*, *Astrophys. J.* **517**, 565 (1999).
- [28] Rameez M., Mohayaee R., Sarkar S. & Colin J., *The dipole anisotropy of AllWISE galaxies*, *Mon. Not. Roy. Astron. Soc.* **477**, 1772 (2018).
- [29] Riess A. G. *et al.*, *Observational evidence from supernovae for an accelerating universe and a cosmological constant*, *Astron. J.* **116**, 1009 (1998).
- [30] Riess A. G. *et al.*, *New Hubble Space Telescope Discoveries of Type Ia Supernovae at $z \leq 1$: Narrowing constraints on the early behavior of dark energy*, *Astrophys. J.* **659**, 98 (2007).
- [31] Rubin D. & Hayden B., *Is the expansion of the universe accelerating? All signs point to yes*, *Astrophys. J.* **833**, L30 (2016); rubind/SimpleBayesJLA Version1, Zenodo, doi:10.5281/zenodo.192411.
- [32] Scolnic D. M. *et al.*, *The complete light-curve sample of spectroscopically confirmed SNe Ia from Pan-STARRS1 and cosmological constraints from the combined Pantheon sample*, *Astrophys. J.* **859**, 101 (2018); <http://dx.doi.org/10.17909/T95Q4X>.
- [33] Scrimgeour M. I. *et al.*, *The WiggleZ Dark Energy Survey: the transition to large-scale cosmic homogeneity*, *Mon. Not. Roy. Astron. Soc.* **425**, 116 (2012).
- [34] Shariff H., Jiao X., Trota R. & van Dyk D.A., *BAHAMAS: New analysis of Type Ia supernovae reveals inconsistencies with standard cosmology*, *Astrophys. J.* **827**, 1 (2016).
- [35] Skillman S. W., Warren M. S., Turk M. J., Wechsler R. H., Holz D. E. & Sutter P. M., *Dark Sky simulations: Early data release*, arXiv:1407.2600.
- [36] Tsagas C., *Large-scale peculiar motions and cosmic acceleration*, *Mon. Not. Roy. Astron. Soc.* **405**, 503 (2010).
- [37] Tsagas C., *Peculiar motions, accelerated expansion, and the cosmological axis*, *Phys. Rev. D* **84**, 063503 (2011).
- [38] Tsagas C. & Kadlitzoglou M. I., *Deceleration parameter in tilted Friedmann universes*, *Phys. Rev. D* **92**, 043515 (2015).
- [39] Tutusaus I., Lamine B., Dupays A. & Blanchard A., *Is cosmic acceleration proven by local cosmological probes?*, *Astron. & Astrophys.* **602**, A73 (2017).
- [40] Visser M., *Jerk and the cosmological equation of state*, *Class. Quant. Grav.* **21**, 2603 (2004).
- [41] Watkins R., Feldman H. A. & Hudson M. J., *Consistently large cosmic flows on scales of 100 Mpc/h: a challenge for the standard Λ CDM cosmology*, *Mon. Not. Roy. Astron. Soc.* **392**, 743 (2009).
- [42] Watkins R. & Feldman H. A., *Large-scale bulk flows from the Cosmicflows-2 catalogue*, *Mon. Not. Roy. Astron. Soc.* **447**, 132 (2015).