

Linear magnetochiral transport in tilted type-I and type-II Weyl semimetals

Kamal Das^{1,*} and Amit Agarwal^{1,†}

¹*Dept. of Physics, Indian Institute of Technology Kanpur, Kanpur 208016, India*

Berry curvature in Weyl semimetals leads to intriguing magnetoconductivity and magneto-thermal transport properties. Here, we explore the impact of the tilting of the Weyl nodes, on the magnetoconductivity of type-I and type-II Weyl semimetals using the Berry curvature connected Boltzmann transport formalism. We find that in addition to the quadratic magnetic field (B) corrections induced by the tilt, there are also anisotropic and B -linear corrections in several elements of the conductivity matrix. For the case of magnetic field applied perpendicular to the tilt direction, we show the existence of previously unexplored B -linear transverse conductivity components. For the other case of magnetic field applied parallel to the tilt axis, the B -linear corrections appear in the longitudinal conductivity giving rise to anisotropic magnetoresistance measurements. Our systematic analysis of the full magnetoconductivity matrix, predicts several specific experimental signatures related to the tilting of the Weyl nodes in both type-I and type-II Weyl semimetals.

I. INTRODUCTION

Topological phases of matter are of immense interest owing to their new, fundamental, and exciting physics, along with the promise of potential applications [1–5]. Amongst the topological semimetal phases, the Weyl semimetal (WSM) phase, hosting linearly dispersing quasiparticles with a distinct chirality, is very interesting and has been discovered experimentally in three dimensional (3D) condensed matter systems [6–10]. The WSM phase is very robust, requiring only the translational invariance of the crystal [11, 12]. In any topological lattice theory, which is invariant under the gauge field and the action is bilinear in the fermion fields, the chiral Weyl fermions always come in pairs of opposite chirality [13]. Depending on the broken inversion or time reversal symmetry (TRS), the two Weyl nodes (WNs) of opposite chirality are separated either in energy or momentum. Unlike their high-energy counterparts, the WNs in condensed matter systems can also be anisotropic and tilted (called type-I) or tilted over (type-II) [14–21], as shown in Fig. 1. In type-I WSM, there is a closed Fermi surface enclosing either an electron or a hole pocket, with the vanishing density of states at the Weyl point. However, in type-II WSM, there are unbounded electron and hole pockets at the Fermi surface, and there are a large density of states even at the Weyl point [14], which results in different magnetotransport properties of type-II WSM [22–27].

The WSM phase was first proposed in the magnetic pyrochlore iridates [11, 28, 29] which are TRS broken systems. The TRS broken WSM phase can also be induced by applying a magnetic field in 3D-Dirac semimetals like Na_3Bi , Cd_3As_2 , $\text{Bi}_{1-x}\text{Sb}_x$ [6, 30–32]. The inversion symmetry broken WSM phase has been reported in transition metal mononictides (TX, T=Ta/Nb, X=As/P) [8, 9, 33–39]. The type-II WSM phase has been demonstrated in

WTe_2 [15], MoTe_2 [17], and YbMnBi_2 [18], based on angle resolved photoemission spectroscopy, electronic transport, and optical experiments.

Weyl nodes act as a sink or source of the Berry curvature (BC) [40], which in turn acts as a magnetic field in the momentum space [41]. This has a significant impact on the dynamics of the electron wave-packets in the WSM lattice, particularly in the presence of parallel electric and magnetic fields (a finite $\mathbf{E} \cdot \mathbf{B}$ term). This results in a plethora of interesting magnetoconductivity (MC) and magneto-thermal transport properties in WSM, which have been extensively investigated theoretically [26, 27, 42–61]. For example, Negative magnetoresistance (MR) has been observed in several WSMs, including all the members of the TaAs family [34–38] and WSMs derived from 3D-Dirac semimetals [6, 30–32], among others. The chiral magnetic effect [62] and the anomalous Hall effect have been reported in ZrTe_5 [63]. The planar Hall effect has been demonstrated in GdPtBi [64] and TaP [65]. Additionally the anomalous Nernst effect has been demonstrated in Cd_3As_2 [66], along with other thermoelectric effects [67].

While there are several theoretical works focused on different aspects of MC in WSM, a systematic analysis of the full conductivity matrix, covering all possible cases for tilted type-I and type-II WSM is still lacking. This is the focus of this paper. Our primary aim is to uncover the tilt and the magnetic field dependence of various components of the MC, using the semi-classical BC connected Boltzmann transport formalism. For tilted Weyl nodes (both type-I and type-II), we predict tilt dependent B -linear corrections to the longitudinal (when \mathbf{B} is along the tilt axis) as well as the transverse MC (when \mathbf{B} is perpendicular to the tilt axis). For these B -linear corrections, the corresponding magneto-current is found to either $\mathbf{j} \propto (\mathbf{E} \cdot \mathbf{B})\hat{\mathbf{R}}$, or $\mathbf{j} \propto (\mathbf{E} \cdot \hat{\mathbf{R}})\mathbf{B}$, or $\mathbf{j} \propto (\mathbf{B} \cdot \hat{\mathbf{R}})\mathbf{E}$, where $\hat{\mathbf{R}}$ denotes the direction of the tilt axis. Additionally, we also find tilt dependent quadratic- B correction to the MC along all directions in both type-I and type-II WSM. Together, the B -linear and the quadratic- B terms combine result in anisotropic longitudinal magnetoresis-

* kamaldas@iitk.ac.in

† amitag@iitk.com

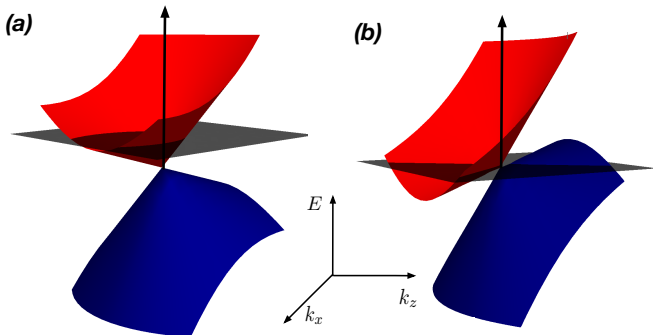


FIG. 1. (a) Schematic of a tilted type-I WSM showing a single Weyl node with a closed Fermi surface and an electron pocket (marked in red) at the Fermi energy. (b) Schematic of a “tilter over” type-II WSM node with an unbounded Fermi surface having an electron (red) and a hole pocket (blue) even at the Weyl point.

tance [15], defined as $MR = \sigma_{ii}(0)/\sigma_{ii}(B) - 1$ in both type-I and type-II WSM, whose sign depends on the direction of the applied magnetic field. Finally, our results also generalize the known results for longitudinal and the planar Hall conductivity to include the tilt dependence.

The paper is organized as follows: We start with the review of the BC-connected Boltzmann transport formalism in Sec. II. This is followed by a systematic discussion of the MC matrix for the three different cases of the isotropic WSM, type-I WSM, and type-II WSM which are presented in Secs. III, IV, and V, respectively. We specifically consider the different cases of magnetic fields being along the tilt direction, or perpendicular to it, and allow for the possibility of the two Weyl nodes to have different tilts angles. Anisotropic MR is discussed in Sec. VI along with the limiting cases in Sec. VII. Finally, we summarize our findings in Sec. IX.

II. BERRY-CURVATURE-CONNECTED BOLTZMANN TRANSPORT FORMALISM

We begin by reviewing the Boltzmann transport formalism, with a focus on understanding the effect of applied magnetic and electric fields on the charge transport properties of materials with finite BC. We will use this to obtain the anisotropic and linear magnetotransport properties of tilted Weyl nodes. The semiclassical Boltzmann transport approach works well for small magnetic fields and small cyclotron frequency ω_c , where the Landau quantization can be ignored [67]. It is valid in the regime $\hbar\omega_c \ll \mu$, with μ denoting the chemical potential. Within the linear response theory, the phenomenological transport equation for the electrical current \mathbf{j}^e is given by [68],

$$j_i^e = \sigma_{ij} E_j. \quad (1)$$

Here, i and j are spatial coordinate indices (running over x , y , and z), E_j denotes the external electric field along the j th coordinate, and σ_{ij} denote the elements of the electrical conductivity matrix.

In the Boltzmann transport formalism, the conductivity matrix is calculated by doing a Brillouin zone (BZ) sum over the relevant physical quantity (velocity operator) keeping only the physically occupied states. This explicitly requires three things, all of which are influenced by the presence of a finite BC: (1) the equation of motion (EOM) describing the dynamics of the center of the carrier wave-packet in a given band (in terms of the center position and the corresponding Bloch wave-vector), (2) the non-equilibrium distribution (NDF) function specifying the occupancy of the bands under external perturbation, and (3) the phase-space volume which gets modified in presence of finite BC and an external magnetic field.

A. Berry curvature dependence of the “three elements”

The EOM for the carrier (center of mass of the wave-packet) location \mathbf{r} and the corresponding Bloch wave vector \mathbf{k} in a given band is given by [69, 70]

$$\dot{\mathbf{r}} = \frac{1}{\hbar} \nabla_{\mathbf{k}} \epsilon_{\mathbf{k}} - \dot{\mathbf{k}} \times \boldsymbol{\Omega}_{\mathbf{k}}, \quad (2)$$

$$\hbar \dot{\mathbf{k}} = -e\mathbf{E} - e\dot{\mathbf{r}} \times \mathbf{B}, \quad (3)$$

where ‘ $-e$ ’ is the electronic charge and $\epsilon_{\mathbf{k}}$ is the electronic dispersion. The BC is given by $\boldsymbol{\Omega}_{\mathbf{k}} = \nabla_{\mathbf{k}} \times \mathbf{A}_{\mathbf{k}}$, where $\mathbf{A}_{\mathbf{k}} = i \langle u_{\mathbf{k}} | \nabla_{\mathbf{k}} u_{\mathbf{k}} \rangle$ and $|u_{\mathbf{k}}\rangle$ is the Bloch wave function. A finite BC acts as a “fictitious magnetic field” in the reciprocal space, as evidenced by the second term on the right hand side of Eq. (2).

Equations (2) and (3) can be decoupled, to obtain [45]

$$\dot{\mathbf{r}} = D_{\mathbf{k}} \left[\mathbf{v}_{\mathbf{k}} + \frac{e}{\hbar} (\mathbf{E} \times \boldsymbol{\Omega}_{\mathbf{k}}) + \frac{e}{\hbar} (\mathbf{v}_{\mathbf{k}} \cdot \boldsymbol{\Omega}_{\mathbf{k}}) \mathbf{B} \right], \quad (4)$$

$$\hbar \dot{\mathbf{k}} = D_{\mathbf{k}} \left[-e\mathbf{E} - e(\mathbf{v}_{\mathbf{k}} \times \mathbf{B}) - \frac{e^2}{\hbar} (\mathbf{E} \cdot \mathbf{B}) \boldsymbol{\Omega}_{\mathbf{k}} \right]. \quad (5)$$

Here, $\hbar \mathbf{v}_{\mathbf{k}} = \nabla_{\mathbf{k}} \epsilon_{\mathbf{k}}$ is the band velocity and we have defined $D_{\mathbf{k}} = D(\mathbf{B}, \boldsymbol{\Omega}_{\mathbf{k}}) \equiv [1 + \frac{e}{\hbar} (\mathbf{B} \cdot \boldsymbol{\Omega}_{\mathbf{k}})]^{-1}$. The group velocity of carriers in Eq. (4) consists of two BC-dependent terms: the $\mathbf{E} \times \boldsymbol{\Omega}_{\mathbf{k}}$ term gives rise to the anomalous Hall effect (AHE) [41], while the $(\mathbf{v}_{\mathbf{k}} \cdot \boldsymbol{\Omega}_{\mathbf{k}}) \mathbf{B}$ term gives rise to the chiral magnetic effect in presence of a finite chiral chemical potential in WSM [49]. In Eq. (5), the first two terms denote the Lorentz force, whereas the third $(\mathbf{E} \cdot \mathbf{B}) \boldsymbol{\Omega}_{\mathbf{k}}$ term manifests the effect of the chiral anomaly leading to negative MR [45] in WSM.

The modified EOM also changes the phase-space volume by a factor $D_{\mathbf{k}}$, i.e., $[d\mathbf{k}] \rightarrow D_{\mathbf{k}} \times [d\mathbf{k}]$. Here, $[d\mathbf{k}]$ is the shorthand for $d\mathbf{k}/(2\pi)^3$. To counter this changed phase-space volume, so that the number of states in the volume element is preserved, the density of phase-space is multiplied by $D_{\mathbf{k}}^{-1}$. This factor needs to be included

whenever the wave-vector summation is converted in an integral over the BZ [71, 72].

The dynamics of the position and wave-vector-dependent NDF, $g_{\mathbf{r},\mathbf{k}}$ is described by the Boltzmann kinetic equation given by [68]

$$\frac{\partial g_{\mathbf{r},\mathbf{k}}}{\partial t} + \dot{\mathbf{r}} \cdot \nabla_{\mathbf{r}} g_{\mathbf{r},\mathbf{k}} + \dot{\mathbf{k}} \cdot \nabla_{\mathbf{k}} g_{\mathbf{r},\mathbf{k}} = I_{\text{coll}}\{g_{\mathbf{r},\mathbf{k}}\}, \quad (6)$$

where $I_{\text{coll}}\{g_{\mathbf{r},\mathbf{k}}\}$ is the collision integral. Using the relaxation time approximation for the collision integral in the steady state and homogeneous field ($g_{\mathbf{r},\mathbf{k}} \rightarrow g_{\mathbf{k}}$), the NDF kinetic equation reduces to

$$\dot{\mathbf{k}} \cdot \nabla_{\mathbf{k}} g_{\mathbf{k}} = -\frac{g_{\mathbf{k}} - f_{\text{eq}}}{\tau_{\mathbf{k}}}, \quad (7)$$

where $\tau_{\mathbf{k}}$ is the effective intranode relaxation time [50, 68] and $f_{\text{eq}} \equiv f_{\text{eq}}(\epsilon_{\mathbf{k}}, \mu, T) = (e^{\beta(\epsilon_{\mathbf{k}} - \mu)} + 1)^{-1}$ is the equilibrium Fermi-Dirac distribution function with $\beta^{-1} \equiv k_B T$. We consider only the impact of the intranode scattering for tilted nodes. The impact of the internode scattering and its inclusion in isotropic nodes is discussed in Sec. VIII later in this paper. Furthermore, we will consider $\tau_{\mathbf{k}}$ to be an isotropic constant ($\tau_{\mathbf{k}} \rightarrow \tau_{\mu}$) for a given Fermi energy, in the rest of the paper. The energy dependence of τ_{μ} is discussed briefly in Appendix F.

Substituting Eqs. (4) and (5) in Eq. (7), we obtain an approximate NDF, up to first order in \mathbf{E} , to be

$$g_{\mathbf{k}} = f_{\text{eq}} + \left[-e\mathbf{E} \cdot \left(\mathbf{v}_{\mathbf{k}} + \frac{e\mathbf{B}(\mathbf{v}_{\mathbf{k}} \cdot \boldsymbol{\Omega}_{\mathbf{k}})}{\hbar} \right) D_{\mathbf{k}} \tau_{\mu} + \mathbf{v}_{\mathbf{k}} \cdot \boldsymbol{\Gamma} \right] \times \left(-\frac{\partial f_{\text{eq}}}{\partial \epsilon_{\mathbf{k}}} \right). \quad (8)$$

Here, the $\mathbf{v}_{\mathbf{k}} \cdot \boldsymbol{\Gamma}$ term accounts for the impact of the ‘‘Lorentz-force’’ in modifying the NDF [49, 73]. The Lorentz-force-induced modification in the NDF has terms depending on $\omega_c \tau_{\mu}$. Recall that the cyclotron frequency is given by $\omega_c = eB/m$, where m denotes the ‘‘inertial’’ mass of the carriers. In case of Dirac systems, the ‘‘inertial mass’’ turns out to be density dependent and it is given by $m = \mu/v_F^2$, where v_F is the Fermi velocity of the carriers. Thus, in Dirac systems, we have $\omega_c = eBv_F^2/\mu$. In this paper, we will only focus on the BC-connected conductivity, while not worrying about the Lorentz force contribution to the conductivity. Strictly speaking, for the case of only intranode scattering, the cyclotron motion can be neglected if $(\mu\tau_{\mu}/\hbar)^2 \ll 1$ [57].

B. Magnetoconductivity

Using the definition of current

$$\mathbf{j}^e = -e \int [d\mathbf{k}] D_{\mathbf{k}}^{-1} \dot{\mathbf{r}} g_{\mathbf{k}}, \quad (9)$$

and substituting Eqs. (4) and (8) in Eq. (9), yields the following expression for the BC-dependent electrical conductivity matrix:

$$\begin{aligned} \sigma_{ij}^{\text{total}} = & -\frac{e^2}{\hbar} \int [d\mathbf{k}] \epsilon_{ijl} \Omega_{\mathbf{k}}^l f_{\text{eq}} + e^2 \tau_{\mu} \\ & \times \int [d\mathbf{k}] D_{\mathbf{k}} \left(v_i + \frac{eB_i}{\hbar} (\mathbf{v}_{\mathbf{k}} \cdot \boldsymbol{\Omega}_{\mathbf{k}}) \right) \\ & \times \left(v_j + \frac{eB_j}{\hbar} (\mathbf{v}_{\mathbf{k}} \cdot \boldsymbol{\Omega}_{\mathbf{k}}) \right) \left(-\frac{\partial f_{\text{eq}}(\epsilon_{\mathbf{k}}, \mu)}{\partial \epsilon_{\mathbf{k}}} \right). \quad (10) \end{aligned}$$

Here, v_i denotes the i th component of $\mathbf{v}_{\mathbf{k}}$, ϵ_{ijl} is the Levi-Civita antisymmetric tensor, and $\Omega_{\mathbf{k}}^l$ is simply the l th component of the BC.

The conductivity in Eq. (10) can be expressed as $\sigma_{ij}^{\text{total}} = \sigma_{ij}^{\text{AHE}} + \sigma_{ij}$. Here, the first term is the ‘‘intrinsic anomalous’’ Hall effect [47, 74, 75]. These intrinsic anomalous responses arise primarily from a finite BC, and are completely independent of the scattering timescale τ_{μ} .

The second term in Eq. (10) is symmetric under the exchange of the indices, $i \rightarrow j$ and $j \rightarrow i$, i.e., $\sigma_{ij} = \sigma_{ji}$. The BC-dependent velocity correction in one of the last terms in σ_{ij} arises from the $\mathbf{E} \cdot \mathbf{B}$ terms in Eq. (5), while the other originates from the chiral magnetic term of Eq. (4). For parallel electric and magnetic fields in a WSM, Eq. (10) leads to finite negative MR [42, 45] quadratic in the magnetic field. This is a relatively well-established transport signature for ideal WSM [6, 8]. Additionally, this term also leads to the planar Hall effect in WSM [55, 58, 64, 65], in which a Hall voltage is generated in the plane of the electric and magnetic fields, as long as they are not parallel or perpendicular to each other.

In this paper, we focus on the MC in tilted type-I and type-II WSM, systematically calculating the anisotropic conductivity matrix including the zeroth order, linear, and quadratic terms. Expanding Eq. (10) in powers of B , the conductivity can be expressed as $\sigma_{ij} = \sigma_{ij}^{(0)} + \sigma_{ij}^{(1)} + \sigma_{ij}^{(2)} + \dots$, where the superscript refers to the order of the magnetic field. Thus, $\sigma^{(0)}$ denotes the Drude contribution, $\sigma^{(1)}$ denotes the linear and $\sigma^{(2)}$ the quadratic contribution in the magnetic field.

The expression for the B -linear contribution is explicitly given by $\sigma_{ij}^{(1)} = \int [d\mathbf{k}] \sigma_{ijk}^{(1)}$, where we have defined,

$$\sigma_{ijk}^{(1)} = -\frac{e^3 \tau_{\mu}}{\hbar} [(B_i v_j + B_j v_i)(\mathbf{v} \cdot \boldsymbol{\Omega}) - (\boldsymbol{\Omega} \cdot \mathbf{B}) v_i v_j] \frac{\partial f_{\text{eq}}}{\partial \epsilon_{\mathbf{k}}}. \quad (11)$$

The B -linear magnetoconductivity in tilted WSM, was earlier demonstrated numerically in Ref. [24]. However, a thorough analytical treatment for all possible cases, is still lacking in the literature. Evidently, from Eq. (11), we have $\sigma_{ij}^{(1)}(B) = \sigma_{ji}^{(1)}(B)$, and $\sigma_{ij}^{(1)}(B)$ changes sign on reversing the direction of \mathbf{B} . Such linear terms are, in principle, forbidden by the Onsager-Casimir reciprocity relations [76–78]: $\sigma_{ij}(B) = \sigma_{ji}(-B)$, which are valid for systems with TRS. However, in case of a tilted Weyl

node, the TRS is broken by the tilt, allowing for the possibility of finite conductivity contributions from such B -linear terms. Note that the tilt of the WNs breaks its TRS even if it is located at the origin ($Q = 0$).

Similarly, the quadratic- B contribution is explicitly given by

$$\sigma_{ij}^{(2)} = \frac{e^4 \tau_\mu}{\hbar^2} \int [d\mathbf{k}] \left[v_i v_j (\mathbf{B} \cdot \boldsymbol{\Omega})^2 - (\mathbf{B} \cdot \boldsymbol{\Omega})(v_j B_i + v_i B_j) \times (\mathbf{v} \cdot \boldsymbol{\Omega}) + B_i B_j (\mathbf{v} \cdot \boldsymbol{\Omega})^2 \right] \left(- \frac{\partial f_{\text{eq}}(\epsilon_{\mathbf{k}}, \mu)}{\partial \epsilon_{\mathbf{k}}} \right). \quad (12)$$

Evidently, $\sigma_{ij}^{(2)}(B) = \sigma_{ji}^{(2)}(B)$.

In order to obtain analytical expressions for the MC matrix, we base our calculations on the simple low-energy effective Hamiltonian with a pair of tilted WNs, separated in the momentum space. Additionally, for the ease of calculation, we resort to zero-temperature, where the derivative of the Fermi function reduces to a Dirac-delta function. The finite-temperature results can be easily obtained by integrating the zero-temperature result [68],

$$\sigma(\mu, T) = - \int_{-\infty}^{\infty} \sigma(E, T=0) \frac{\partial f_{\text{eq}}(E, \mu)}{\partial E} dE. \quad (13)$$

In most of the experimentally discovered tilted WSM, the tilt axis (which we denote by $\hat{\mathbf{R}}$) is parallel to \mathbf{Q} , and this is what we will work with in the rest of the paper. We consider the cases of $\mathbf{B} \parallel \hat{\mathbf{R}}$, and $\mathbf{B} \perp \hat{\mathbf{R}}$ separately, and explicitly calculate the full conductivity matrix for the three cases of (1) isotropic WSM, (2) tilted type-I WSM, and (3) ‘‘tilted over’’ type-II WSM.

III. ISOTROPIC WEYL NODES

The effective low-energy continuum Hamiltonian for TRS broken WSMs with a pair of nodes separated along the z axis, is given by

$$\mathcal{H}_s(\mathbf{k}) = s \hbar v_F \boldsymbol{\sigma} \cdot (\mathbf{k} - sQ\hat{\mathbf{e}}_z). \quad (14)$$

Here $s = \pm 1$ is the chirality eigenvalue for a given WN, Q is the distance of the WN from origin and $\boldsymbol{\sigma} = \{\sigma_x, \sigma_y, \sigma_z\}$ is the vector comprising the three Pauli matrices. The Hamiltonian in Eq. (14), preserves the particle-hole symmetry and is Lorentz invariant. The BC corresponding to Eq. (14) can be analytically calculated and it is given by [54]

$$\Omega_s(\mathbf{k}) = \mp s \frac{\mathbf{k} - s\mathbf{Q}}{2 |\mathbf{k} - s\mathbf{Q}|^3}, \quad (15)$$

where the $-$ ($+$) sign denotes the conduction (valence) band. Interestingly, the BC is impervious to anisotropy in the system, and Eq. (15) holds for tilted type-I and ‘‘tilted over’’ type-II WSM as well.

In the absence of a magnetic field, the conductivity matrix $\sigma_{ij}^{(0)}$ for each of the isotropic WNs, turns out to

be diagonal. Moreover, the longitudinal conductivities in the absence of magnetic field (or Drude conductivity, $\sigma_{ii}^{(0)} \equiv \sigma_D$) is identical in all directions. For each node, it is given by

$$\sigma_D(\mu) = \frac{4\pi}{3} \frac{e^2}{\hbar} \frac{\mu^2 \tau_\mu}{\hbar^2 v_F}. \quad (16)$$

The Drude conductivity varies as a square of the chemical potential [barring the μ dependence of $\tau_\mu(\mu)$], vanishing on approach to the Weyl point. This is expected as the density of states in an isotropic WSM also varies as μ^2 and vanishes on approaching the Weyl point. Equation (16) has also been derived earlier using the Kubo formula [79].

A. Magnetic field perpendicular to the tilt axis ($\mathbf{B} \perp \hat{\mathbf{R}}$)

Now let us switch on the magnetic field in the x - y plane, perpendicular to the node separation, at an angle ϕ measured in an anti-clockwise sense from the x axis. In this configuration, $\sigma^{(1)}$ is identically zero. The lowest-order B correction in the conductivity is quadratic. The in-plane longitudinal component of the MC for each node is obtained to be

$$\sigma_{xx}^{(2)}(\phi) = 8\sigma_0 \cos^2 \phi + \sigma_0 \sin^2 \phi, \quad (17)$$

and as expected, $\sigma_{yy}^{(2)}(\phi, \mu) = \sigma_{xx}^{(2)}(\pi/2 - \phi, \mu)$. Here we have defined

$$\sigma_0 = \frac{e^2 \tau_\mu}{8\pi^2} \frac{\hbar v_F^3}{15\mu^2} \left(\frac{eB}{\hbar} \right)^2, \quad (18)$$

which is independent of the chirality of the WNs. This B^2 dependence of the MC has been experimentally observed in the MR of Cd_3As_2 [30], topological insulators [6], and Na_3Bi [31], among others. A similar μ^{-2} dependence of the longitudinal conductivity has been reported to arise due to chiral anomaly in Ref. [45]. The origin of this can be traced back to the $1/k^2$ dependence of the BC in WSM.

The other diagonal component, $\sigma_{zz}^{(2)} = \sigma_0$. Among the off-diagonal components, $\sigma_{xz}^{(2)} = \sigma_{yz}^{(2)} = 0$, and

$$\sigma_{yx}^{(2)}(\phi) = 7\sigma_0 \sin \phi \cos \phi. \quad (19)$$

This is the planar Hall effect in WSM: generation of a Hall voltage in the B - E plane, perpendicular to the applied E direction, studied in detail in Ref. [58].

The quadratic B dependence of the longitudinal and the planar Hall conductivity can also be expressed as [58],

$$\sigma_{xx} = \sigma_\perp + \Delta\sigma \cos^2 \phi, \quad (20)$$

$$\sigma_{xy} = \Delta\sigma \sin \phi \cos \phi. \quad (21)$$

Here, $\Delta\sigma = \sigma_\parallel - \sigma_\perp$ along with $\sigma_\parallel \equiv \sigma_{xx}(\phi = 0) = \sigma_D + 8\sigma_0$ and $\sigma_\perp \equiv \sigma_{xx}(\phi = \pi/2) = \sigma_D + \sigma_0$. We emphasize that we find explicit quadratic- B corrections in

σ_{\perp} via the σ_0 term, which has been missed in a few earlier theoretical works [58]. In terms of resistivity, this translates to $\rho_{\perp} = \rho_D - \sigma_0/\sigma_D^2$, where the second term originates from the BC-dependent phase-space factor. It is likely to be useful in correctly interpreting experimental results related to planar Hall effect in WSM [64]. For example, in Ref. [64], an extra magnetic-field-dependent term has been added by “hand” in the ρ_{\perp} to correctly interpret the planar Hall results.

B. Magnetic field along the tilt axis ($\mathbf{B} \parallel \hat{\mathbf{R}}$)

Here, we consider the case when the magnetic field is applied in the direction of the tilt axis which also coincides with the node-separation, i.e., along the z direction. In this case also all the B -linear components of the conductivity matrix are identically zero. The quadratic- B correction terms are given by $\sigma_{zz}^{(2)} = 8\sigma_0$, and $\sigma_{xx}^{(2)} = \sigma_{yy}^{(2)} = \sigma_0$. All other off-diagonal components of the conductivity matrix are zero.

Note that in this section all the results are for a single WN. For the case of multiple nodes, these single-node expressions have to be multiplied by the total number of nodes in the WSM. Following, we will explicitly consider the case of WSM, with a pair of WNs.

IV. TILTED TYPE-I WEYL SEMIMETAL

Having described the BC-induced MC in isotropic WSM, we turn our focus on tilted type-I WSM. Adding a tilt along the z axis in Eq. (14), the anisotropic low-energy continuum WSM Hamiltonian is given by [23]

$$\mathcal{H}_s(\mathbf{k}) = \hbar C_s(k_z - sQ) + s\hbar v_F \sigma \cdot (\mathbf{k} - sQ\hat{\mathbf{e}}_z). \quad (22)$$

Here, C_s is the tilt velocity, which can in principle be different for different nodes. Following Ref. [23], we allow for the tilt of the two nodes to be different. However, we should bear in mind that most of the experimentally observed WSM are oppositely tilted ($C_+ = -C_-$). This Hamiltonian corresponds to type-I WSM only for small tilt velocity, $|C_s| < v_F$, such that the Fermi surface encloses only a electron ($\mu > 0$) or a hole ($\mu < 0$) pocket. A schematic of a tilted type-I WSM node with $\mu > 0$, is shown in Fig. 1(a). It is useful to define the tilt parameter as $R_s \equiv C_s/v_F$ and for type-I WSMs, $|R_s| < 1$.

On account of the anisotropic dispersion, the Drude conductivity is different in different direction. The diagonal component of the Drude conductivity perpendicular to the node separation is

$$\sigma_{xx}^{(0)} = \sum_s \frac{3\sigma_D}{4R_s^3} \left[\frac{2R_s}{(1-R_s^2)} + \ln \left(\frac{1-R_s}{1+R_s} \right) \right], \quad (23)$$

and, $\sigma_{yy}^{(0)} = \sigma_{xx}^{(0)}$. It is easy to check that Eq. (23) reduces to Eq. (16) in the $R_s \rightarrow 0$ limit. As an additional check,

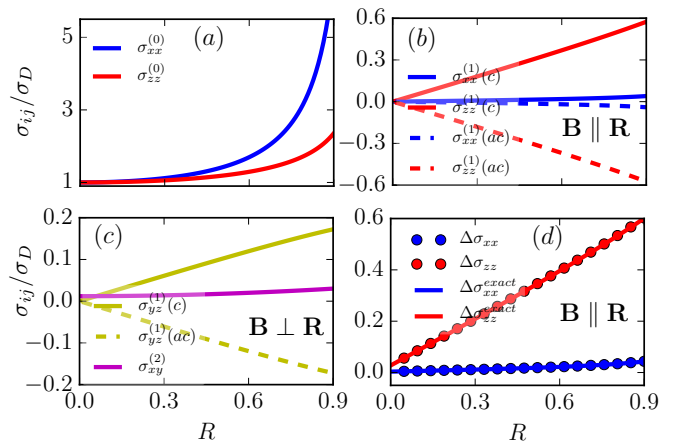


FIG. 2. The tilt dependence of the magneto-conductivity for a type-I WSM with a pair of oppositely tilted Weyl nodes ($R_+ = -R_- = R$). (a) The variation of the Drude component $\sigma_{ii}^{(0)}$ with R . (b) The variation of the B -linear diagonal term in the magneto-conductivity with R for the case of $\mathbf{B} \parallel \hat{\mathbf{R}}$. Interestingly, the linear correction is sensitive to the sign of R , and behaves differently for the cases when the tilt is clockwise (labelled as c for the case of $s = 1, R_+ < 0$) as opposed to anticlockwise (labelled as ac for the case of $s = 1, R_+ > 0$). (c) The linear and quadratic correction to the transverse conductivities for $\mathbf{B} \perp \hat{\mathbf{R}}$. (d) The correction to magneto-conductivity including B -linear and quadratic- B terms ($\Delta\sigma = \sigma^{(1)} + \sigma^{(2)}$, denoted by dotted line), compared with the numerically exact calculation (to all orders in B , denoted by solid lines) based on Eq. (10). We have used the following parameters: $\mu = 0.1$ eV, $v_F = 10^6$ m/s, $\tau_\mu = 10^{-12}$ sec, $B = 4$ T and $\phi = \pi/4$.

we note that it is also identical to Eq. (23) of Ref. [80]. As expected, $\sigma_{xx}^{(0)} \propto \mu^2$, as in the isotropic case. The Drude conductivity along the direction of the tilt is given by

$$\sigma_{zz}^{(0)} = \sum_s \frac{3\sigma_D}{2R_s^3} \left[-2R_s - \ln \left(\frac{1-R_s}{1+R_s} \right) \right]. \quad (24)$$

Since both Eqs. (23) and (24) are even functions of R_s , the total Drude contribution for the case with different tilt directions just adds up. All other off-diagonal elements of the Drude conductivity are zero. Figure 2(a) shows the R_s dependence of $\sigma_{xx}^{(0)}$ and $\sigma_{zz}^{(0)}$. Evidently, $\sigma_{xx}^{(0)}$ is more sensitive to R_s as compared to $\sigma_{zz}^{(0)}$.

To calculate the conductivity in presence of a magnetic field, we consider two different cases: B applied along the direction of the tilt axis and perpendicular to it, in the subsections following.

A. Magnetic field along the tilt axis ($\mathbf{B} \parallel \hat{\mathbf{R}}$)

Unlike the isotropic case, a tilted WN gives rise to a B -linear contribution, in addition to the quadratic- B contribution in the conductivity matrix. The B -linear

conductivity component along the tilt direction is found to be

$$\sigma_{zz}^{(1)} = \sum_s \frac{s\sigma_1}{3R_s^4} [2R_s (3 - 5R_s^2 - 3R_s^4) + 3(R_s^2 - 1)^2 \delta_s]. \quad (25)$$

Here we have defined,

$$\sigma_1 = \frac{e^2 \tau_\mu}{(2\pi)^3} \frac{\pi v_F}{\hbar} \frac{eB}{\hbar}, \quad (26)$$

and

$$\delta_s = \ln \left(\frac{1 - R_s}{1 + R_s} \right). \quad (27)$$

The linear conductivity in the plane perpendicular to the tilt axis is given by, $\sigma_{xx}^{(1)} = \sigma_{yy}^{(1)}$, where

$$\sigma_{xx}^{(1)} = \sum_s \frac{s\sigma_1}{6R_s^4} [4R_s^3 - 6R_s - 3(1 - R_s^2)\delta_s]. \quad (28)$$

There are three very interesting things about this B -linear MC term. (1) It is independent of the Fermi energy barring the μ dependence of τ_μ . (2) The linear MC depends on the relative orientation of the tilt of the different nodes. As evident from Eq. (25), it vanishes in the case of opposite chirality nodes tilted in the parallel direction, i.e., for $R_+ = R_-$, the sum over $s \rightarrow 0$. However, if the nodes are oppositely tilted ($R_+ = -R_-$), as in most of the experimentally observed WSM, the different chirality terms just add up. (3) The sign of the linear term is dictated by the relative orientation of the chirality and the tilt axis, $\sigma_{xx}^{(1)} \propto s \times \text{sign}(R_s)$. For example, in the case of a WSM with a pair of oppositely tilted WN, if the tilt is in the anti-clockwise (clockwise) direction to the z axis for the positive chirality ($s = +1$) node, then the overall sign of the B -linear MC is negative (positive), as shown in Fig. 2(b). For these B -linear corrections in the longitudinal terms, the corresponding magneto-current turns out to be $\mathbf{j} \propto (\hat{\mathbf{R}} \cdot \mathbf{B})\hat{\mathbf{E}}$.

These B -linear MC correction in tilted WSM, were first reported in tilted WSM numerically, based on a lattice model of WSM in Ref. [24]. More recently, B -linear terms were also explored in Ref. [81] for small R_s values, and shown to arise from the TRS breaking tilt of the Weyl nodes and chiral anomaly. In an earlier work [82], similar B -linear corrections were shown to arise in TRS broken WSM, where the TRS breaking was due to the cubic band-bending terms ($\propto k_z^3 \sigma_z$) in the Hamiltonian.

The quadratic- B contribution to the conductivity is given by

$$\sigma_{zz}^{(2)} = \sum_s 8\sigma_0, \quad (29)$$

where σ_0 is defined in Eq. (18). This turns out to be independent of the tilt and is identical to the isotropic case.

Similarly, the other two diagonal terms for quadratic- B contribution are given by

$$\sigma_{xx}^{(2)} = \sigma_{yy}^{(2)} = \sum_s \sigma_0. \quad (30)$$

All the off-diagonal terms in the conductivity matrix are identically zero in this case, as in the isotropic case.

B. Magnetic field perpendicular to the tilt axis ($\mathbf{B} \perp \hat{\mathbf{R}}$)

Unlike the isotropic case, for B applied in the x - y plane ($\mathbf{B} \perp \hat{\mathbf{R}}$) in a WSM with tilt, there are B -linear corrections to the off-diagonal components to the conductivity. The finite off-diagonal components of the conductivity are given by

$$\sigma_{xz}^{(1)} = \sigma_2 \cos \phi \quad \text{and} \quad \sigma_{yz}^{(1)} = \sigma_2 \sin \phi, \quad (31)$$

where we have defined σ_2 as

$$\sigma_2 = \sum_s \frac{s\sigma_1}{6R_s^4} [-2R_s (3 - 5R_s^2 + 6R_s^4) - 3(1 - R_s^2)^2 \delta_s]. \quad (32)$$

All the other B -linear terms are zeros, i.e., $\sigma_{xx}^{(1)} = \sigma_{yy}^{(1)} = \sigma_{zz}^{(1)} = \sigma_{xy}^{(1)} = 0$. Here also, the B -linear Hall conductivities are independent of the chemical potential (barring the μ dependence of τ_μ). Since Eq. (32) is an odd function in both R_s and s , the B -linear Hall conductivities vanish if the two nodes are tilted parallel to each other. Additionally, the sign of these terms determines the tilt direction of the positive chirality node [see Fig. 2(c)]. These B -linear components of the transverse conductivities correspond to the magneto-current of the form $\mathbf{j} \propto (\mathbf{E} \cdot \hat{\mathbf{R}})\mathbf{B}$ (for $\sigma_{xz}^{(1)}$ and $\sigma_{yz}^{(1)}$) or alternately $\mathbf{j} \propto (\mathbf{E} \cdot \mathbf{B})\hat{\mathbf{R}}$ (for $\sigma_{zx}^{(1)}$ and $\sigma_{zy}^{(1)}$).

In addition to generating the B -linear terms above, the tilt in WSM also modifies the quadratic- B terms in the conductivity. The diagonal terms are given by $\sigma_{yy}^{(2)}(\phi) = \sigma_{xx}^{(2)}(\pi/2 - \phi)$, where

$$\sigma_{xx}^{(2)}(\phi) = \sigma_0 \sum_s [(8 + 13R_s^2) \cos^2 \phi + \sin^2 \phi], \quad (33)$$

and

$$\sigma_{zz}^{(2)} = \sigma_0 \sum_s (1 + 7R_s^2). \quad (34)$$

Note that this is similar to the isotropic case, with some modifications induced by the tilt parameter. The off-diagonal term of the quadratic- B conductivity in the x - y plane is given by

$$\sigma_{xy}^{(2)} = \sigma_0 \sin \phi \cos \phi \sum_s (7 + 13R_s^2). \quad (35)$$

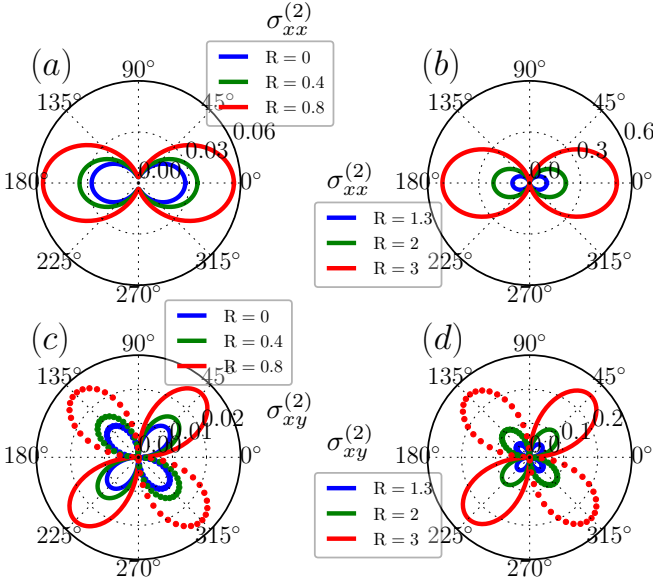


FIG. 3. (a), (b) The quadratic- B correction to MC with finite field angle ϕ , for a type-I and a type-II WSM, respectively, for different values of the tilt angle. (c), (d) show the $\sin(2\phi)$ dependence of the planar Hall conductivity for a type-I, and a type-II WSM, respectively. All the conductivities here are in units of σ_D , for ease of comparison. The dotted curves represent the negative values of the corresponding quantities. All the parameters used are identical to that of Fig. 2 (for type-I) and Fig. 5 (for type-II).

All the other off-diagonal components are zero, $\sigma_{xz}^{(2)} = \sigma_{yz}^{(2)} = 0$. The angular dependence of the longitudinal conductivity ($\sigma_{xx}^{(2)}$) and the planar Hall conductivity ($\sigma_{xy}^{(2)}$) for type-I WSM are shown in Figs 3(a) and 3(c), respectively.

V. TYPE-II WSM

Having discussed the MC of type-I WSM, we now proceed to discuss the MC of type-II WSM. In type-II WSM, we have $|R_s| > 1$ or $|C_s| > v_F$, leading to over tilted WNs, and the presence of unbounded electron and hole pockets at the Fermi energy. Consequently, in type-II WSM, there is a finite contribution to all physical properties arising from both the conduction and valence bands, in stark contrast to a type-I WSM.

In type-II WSM, the unbounded nature of the Fermi surface poses a challenge for the calculation of any physical quantity. However, in condensed matter systems, the real band structure of any material is always bounded, and it mimics the ideal WSM band structure obtained from Eq. (22) only in a small momentum and energy region in vicinity of the Weyl node. Thus it is only prudent to introduce a seemingly artificial ultra-violet energy (or momentum) cutoff for calculating the physical properties of WSM. The cutoff can be chosen in two ways: (1)

for Weyl nodes separated in the z direction, we can use a cylindrical geometry with the momentum cutoff introduced only along the z direction [23]; (2) use spherical symmetry with the ultra-violet cut-off along the radial momentum direction [80]. In this section we focus on the first choice based on cylindrical geometry, with the wave-vector cutoff (Λ_z) appearing only in the z direction. However, as an independent check, and for the sake of completeness, we also calculate the MC using spherical geometry with a radial cutoff in Appendix A. See Appendices B and C for the corresponding details of calculations. Also, note that for type-I WSM, in the absence of a cutoff, both the schemes give identical results as expected.

As usual we start with the zero field component of the conductivity matrix. The longitudinal components of the conductivity matrix are given by $\sigma_{xx}^{(0)} = \sigma_{yy}^{(0)}$, where

$$\frac{\sigma_{xx}^{(0)}}{\sigma_D} = \frac{3}{4} \sum_s \left[\frac{1}{|R_s|} \left(\frac{R_s^2 + 1}{R_s^2 - 1} - \frac{\delta_s^1}{R_s^2} \right) + 2s\tilde{Q} \frac{R_s^2 + 1}{R_s^2} \text{sgn}(R_s) + \frac{R_s^2 - 1}{|R_s|} \tilde{\Lambda}_k^2 - \frac{\delta_s^2}{|R_s|^3} \right]. \quad (36)$$

Here, $\tilde{Q} \equiv Q/k_F$, $\tilde{\Lambda}_k \equiv \Lambda_k/k_F$ and we have defined the following:

$$\delta_s^1 = \ln(R_s^2 - 1),$$

$$\delta_s^2 = \ln \left[R_s^2 \tilde{\Lambda}_k^2 - 1 - 2s\tilde{Q}R_s \right].$$

For the sake of simplicity, in Eq. (36) we have neglected terms containing Q^2/Λ_z^2 . The exact result, retaining all orders in Q/Λ_z , is presented in Appendix D.

In Eq. (36), the first term varies quadratically with the chemical potential (barring the μ dependence of τ_μ), similar to the case of type-I WSM. The second term varies linearly with μ and it arises from a finite value of the node separation. The third term, being completely independent of μ , arises from the ‘‘infinite sea’’ of electrons in the valence band, and it varies quadratically with the cutoff, similar to the density of states in a type-II WSM. The fourth term arises from the unbounded nature of the Fermi surface, and it involves logarithmic terms in the cutoff.

For a WSM with a pair of nodes having parallel tilt direction ($R_+ = R_-$), the second term in Eq. (36) which is linear in μ cancels out and the total Drude conductivity becomes almost independent of Q . The other diagonal component of the Drude conductivity is given by

$$\frac{\sigma_{zz}^{(0)}}{\sigma_D} = \frac{3}{2} \sum_s \left[\frac{1}{|R_s|} \left(1 + R_s^2 + \frac{\delta_s^1}{R_s^2} \right) - 2s\tilde{Q} \frac{R_s^4 - 1}{R_s^2} \text{sgn}(R_s) + \frac{(R_s^2 - 1)^2}{|R_s|} \tilde{\Lambda}_k^2 + \frac{\delta_s^2}{|R_s|^3} \right]. \quad (37)$$

All the other off-diagonal components of the zero-field Drude conductivity are identically zero, similar to the case of type-I WSM.

Both the components of the Drude conductivity in a type-II WSM with a pair of oppositely tilted Weyl nodes are shown in Fig. 4(a). Unlike the case of type-I WSM [see Fig. 2(a)], for a type-II WSM we find that $\sigma_{zz}^{(0)}$ is larger and more sensitive to R_s as compared to $\sigma_{xx}^{(0)}$. Having discussed the zero field conductivity of type-II WSM, we now proceed to discuss the B dependent conductivity, considering the two cases: (1) $\mathbf{B} \parallel \hat{\mathbf{R}}$ and (2) $\mathbf{B} \perp \hat{\mathbf{R}}$.

A. Magnetic field along the tilt axis ($\mathbf{B} \parallel \hat{\mathbf{R}}$)

In this scenario, the diagonal components of conductivity matrix have a finite B -linear term. For simplicity, in this section we retain terms only up to first order in $1/\tilde{\Lambda}_k = k_F/\Lambda_z$. The exact results are presented in Appendix D. The B -linear term of the diagonal conductivity in the z direction is given by

$$\sigma_{zz}^{(1)} = \sum_s \frac{s\sigma_1}{3R_s^4} \text{sgn}(R_s) [\mathcal{A}_z - 3\mathcal{F}(\delta_s^1 + \delta_s^2)], \quad (38)$$

where we have defined the following polynomials of R_s :

$$\begin{aligned} \mathcal{A}_z &= (11 - 15R_s^2 - 6R_s^4), \\ \mathcal{F} &= (R_s^2 - 1)^2. \end{aligned}$$

The other components of the B -linear term in the diagonal conductivities are given by $\sigma_{xx}^{(1)} = \sigma_{yy}^{(1)}$, where

$$\sigma_{xx}^{(1)} = \sum_s \frac{s\sigma_1}{6R_s^4} \text{sgn}(R_s) (\mathcal{A}_x - 3\mathcal{F}^{1/2}(\delta_s^1 + \delta_s^2)). \quad (39)$$

Here, we have defined

$$\mathcal{A}_x = (-11 + 9R_s^2).$$

There are no finite off-diagonal B -linear terms in the conductivity, i.e., $\sigma_{xy}^{(1)} = \sigma_{yz}^{(1)} = \sigma_{zx}^{(1)} = 0$. Interestingly, the sign of the linear conductivity terms depends on the orientation of the tilt, relative to the tilt axis, as shown in Fig. 5(b). This will show up as anisotropic line-shape in MR experiments for $B < 0$, and $B > 0$, respectively. Similar to the case of type-I WSM, these magneto-currents corresponding to the B -linear conductivity terms, can be expressed as $\mathbf{j} \propto (\hat{\mathbf{R}} \cdot \mathbf{B})\hat{\mathbf{E}}$.

We now turn our focus on the quadratic- B dependence. Unlike the quadratic- B correction of MC in type-I WSM for $\mathbf{B} \parallel \mathbf{R}$, the corresponding terms for type-II WSM are tilt dependent. Keeping terms only up to the first order in $1/\tilde{\Lambda}_k$, the quadratic- B correction to the conductivity along the tilt direction is given by

$$\sigma_{zz}^{(2)} = \sum_s \frac{\sigma_0}{2|R_s|^5} (1 - 5R_s^2 + 15R_s^4 + 5R_s^6). \quad (40)$$

The quadratic- B correction for the other two diagonal terms is given by $\sigma_{xx}^{(2)} = \sigma_{yy}^{(2)}$, where

$$\sigma_{xx}^{(2)} = \sum_s \frac{\sigma_0}{8|R_s|^5} (-2 + 5R_s^2 + 5R_s^6). \quad (41)$$

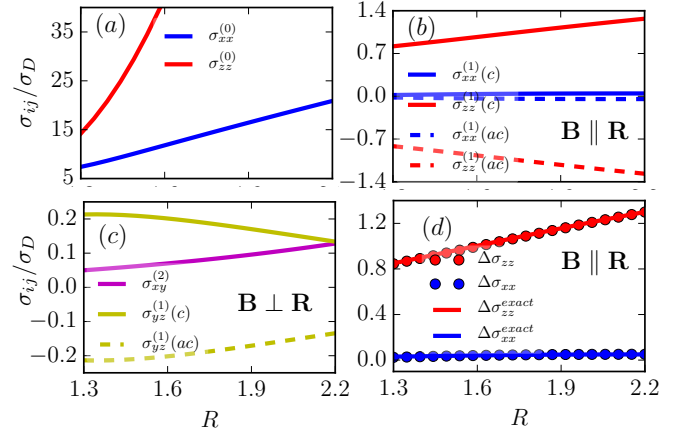


FIG. 4. The tilt dependence of the magneto-conductivity (in units of σ_D), for type-II WSM, with a pair of oppositely tilted Weyl nodes ($R_+ = -R_- = R$). (a) The variation of Drude conductivities $\sigma^{(0)}$ with R . Unlike the case of type-I WSM, $\sigma_{zz}^{(0)}$ increases more rapidly than $\sigma_{xx}^{(0)}$. (b) The B -linear conductivity ($\sigma_{ij}^{(1)}$) for the case of $\mathbf{B} \parallel \hat{\mathbf{R}}$, as a function of R . Solid lines are for a clockwise tilt ($R_+ < 0$, denoted by c) relative to the z -axis, and dashed lines are for an anticlockwise tilt ($R_+ > 0$, denoted by ac). Panel (c) shows linear and quadratic correction to transverse conductivities when $\mathbf{B} \perp \mathbf{R}$ as a function of R . In general the linear term is sensitive to the tilt direction. (d) The analytically calculated correction to magneto-conductivity upto second order in B , $\Delta\sigma = \sigma^{(1)} + \sigma^{(2)}$ (denoted by dotted line), compared with the exact numerical calculation (to all orders in B , denoted by solid line) based on Eq. (10). Here we have used the following parameters: $\tilde{Q} = 0.1$, $\tilde{\Lambda}_k = 4$, $B = 4$ T. All other parameters are identical to those in Fig. 2.

Similar to the case of type-I WSM, all the other off-diagonal components of the conductivity have no quadratic- B terms, i.e., $\sigma_{xy}^{(2)} = \sigma_{yz}^{(2)} = \sigma_{zx}^{(2)} = 0$.

B. Magnetic field perpendicular to the tilt axis ($\mathbf{B} \perp \hat{\mathbf{R}}$)

The B -linear terms in the off-diagonal Hall conductivity can be expressed as $\sigma_{yz}^{(1)} = \sigma_3 \sin \phi$ and $\sigma_{xz}^{(1)} = \sigma_3 \cos \phi$, where

$$\sigma_3 = \sum_s \frac{s\sigma_1}{6R_s^4} \text{sgn}(R_s) [\mathcal{M} + 3\mathcal{F}(\delta_s^1 + \delta_s^2)]. \quad (42)$$

Here, we have defined

$$\mathcal{M} = -11 + 24R_s^2 - 21R_s^4.$$

Similar to the case of a type-I WSM, these B -linear components correspond to the magneto-current of the form $\mathbf{j} \propto (\mathbf{E} \cdot \hat{\mathbf{R}})\mathbf{B}$ (for $\sigma_{xz}^{(1)}$ and $\sigma_{yz}^{(1)}$) or $\mathbf{j} \propto (\mathbf{E} \cdot \mathbf{B})\hat{\mathbf{R}}$ (for $\sigma_{zx}^{(1)}$ and $\sigma_{zy}^{(1)}$).

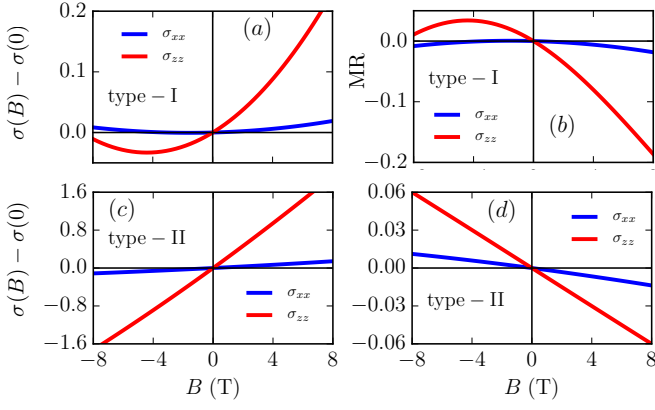


FIG. 5. The field dependent longitudinal conductivity [$\sigma(B) - \sigma(0) \approx \sigma^{(1)} + \sigma^{(2)}$] as a function of the field strength for (a) type-I WSM, and (c) type-II WSM, respectively for $\mathbf{B} \parallel \hat{\mathbf{R}}$. The corresponding MR [$= \sigma(0)/\sigma(B) - 1$] for a type-I WSM is shown in (b) and for a type-II WSM in (d). The anisotropy in the MR along with the sign change on reversing the direction of B , arising from TRS breaking induced by the tilt in WSM, is evident. Note that while the magnetic component of the conductivity is larger in type-II WSM, on account of the larger density of states at the Fermi energy, the relative MR is smaller in type-II WSM as compared to type-I WSM. All conductivities are in units of σ_D , for ease of comparison. The parameters used for type-I WSM are identical to those in Fig. 2 and for type-II WSM are identical to those in Fig. 4.

Now, we discuss the quadratic field dependence of the conductivity matrix. Similar to the case of type-I WSM, the diagonal conductivity components are given by $\sigma_{yy}^{(2)}(\phi) = \sigma_{xx}^{(2)}(\pi/2 - \phi)$, where we have

$$\sigma_{xx}^{(2)}(\phi) = \sigma_4 \cos^2 \phi + \sigma_5 \sin^2 \phi. \quad (43)$$

Here, we have defined the coefficient of cosine term as

$$\sigma_4 = \sum_s \frac{\sigma_0}{16|R_s|^5} (3 - 7R_s^2 + 25R_s^4 + 255R_s^6 + 60R_s^8), \quad (44)$$

and the coefficient of the sine term as

$$\sigma_5 = \sum_s \frac{\sigma_0}{16|R_s|^5} (1 - 5R_s^2 + 15R_s^4 + 5R_s^6). \quad (45)$$

Unlike the case of type-I WSM where the coefficient of the sinusoidal term is independent of the tilt parameter R_s , in Eq. (43), σ_5 has a significant R_s dependence. The other diagonal component of the quadratic- B conductivity is

$$\sigma_{zz}^{(2)} = \sum_s \frac{\sigma_0}{8|R_s|^5} (-2 + 11R_s^2 - 25R_s^4 + 65R_s^6 + 15R_s^8). \quad (46)$$

The off-diagonal components of the quadratic- B conductivity is given by $\sigma_{xy}^{(2)} = \sigma_6 \sin \phi \cos \phi$, where

$$\sigma_6 = \sum_s \frac{\sigma_0}{8|R_s|^5} (1 - R_s^2 + 5R_s^4 + 125R_s^6 + 30R_s^8). \quad (47)$$

This is the planar Hall conductivity for the case of type-II WSMs. The field angle dependence of the longitudinal conductivity ($\sigma_{xx}^{(2)}$) and the planar Hall conductivity ($\sigma_{xy}^{(2)}$) for type-II WSM is shown in Figs. 3(b) and 3(d) respectively. The other off-diagonal quadratic- B terms are zero, similar to the case of type-I WSM, i.e., $\sigma_{xz}^{(2)} = \sigma_{yz}^{(2)} = 0$. The tilt dependence of the transverse components of the MC for this case, is shown in Fig. 4(c).

VI. ANISOTROPIC MAGNETORESISTENCE

In the last two sections, we presented results for the full MC matrix for tilted type-I and “tilted over” type-II WSM. We show that the TRS breaking induced by the tilt of the WNs in WSM, produces B -linear corrections. These B -linear terms depend on the sign of the applied magnetic field, and are also sensitive to the direction of the tilt. Experimentally these will manifest in the anisotropic nature of the MR measurements [15] as a function of the magnetic field, as shown in Fig. 5. The magnetic component of the conductivity is larger in type-II WSM, on account of the larger density of states at the Fermi energy as compared to type-I WSM. However, the relative MR turns out to be smaller in type-II WSM as compared to type-I WSM, on account of the relatively larger Drude conductivity. Finally, we emphasize that the MR in both type-I and type-II WSM, can change sign going from positive to negative or vice versa as the sign of B changes. So there is no concrete sign of longitudinal MR either type-I or type-II WSM, in any particular direction, and the actual value depends on various parameters.

VII. THE LIMITING CASES: $R_s \rightarrow 0$ AND $R_s \rightarrow 1$

In this section, we summarize all the results obtained in the previous sections, by specifically looking at the three limiting cases of $|R_s| \rightarrow 0^+$, $|R_s| \rightarrow 1^-$ and $|R_s| \rightarrow 1^+$. All the B -linear corrections are summarized in Table I, while the quadratic- B corrections are summarized in Table II. The magneto-current corresponding to the longitudinal B -linear terms in the first row of Table I, can be expressed as $\mathbf{j} \propto (\mathbf{R} \cdot \mathbf{B})\hat{\mathbf{E}}$. On the other hand, the transverse B -linear terms in the second row of Table I, correspond either to $\mathbf{j} \propto (\mathbf{E} \cdot \mathbf{B})\hat{\mathbf{R}}$ or to $\mathbf{j} \propto (\mathbf{E} \cdot \hat{\mathbf{R}})\mathbf{B}$.

The correction in the quadratic- B terms are found to be more dominant in the case of $\mathbf{B} \perp \hat{\mathbf{R}}$, as seen from the second row of Table II. In both type-I and type-II WSM, the quadratic- B components of the conductivity in the \mathbf{E} - \mathbf{B} plane for the case of $\mathbf{B} \perp \hat{\mathbf{R}}$, can be expressed as

$$\sigma_{xx} = \sigma_{\perp} + \Delta\sigma \cos^2 \phi, \quad (48)$$

$$\sigma_{xy} = \Delta\sigma \sin \phi \cos \phi. \quad (49)$$

Here, $\Delta\sigma = \sigma_{\parallel} - \sigma_{\perp}$ along with $\sigma_{\parallel} \equiv \sigma_{xx}(\phi = 0)$ and $\sigma_{\perp} \equiv \sigma_{xx}(\phi = \pi/2)$.

TABLE I. The BC induced B -linear correction to conductivities. Only nonzero corrections to the MC matrix are listed below. The WN separation is assumed to be along the tilt axis, assumed to be z axis in our case. For a WSM with a single pair of oppositely tilted WNs, we have, $\sigma_{ij}^{(1)} = 2\sigma_1 \text{sign}(R) \tilde{\sigma}_{ij}^{(1)}$. Here $R = R_+$ denotes the tilt of the node with positive chirality ($s = +1$), and $\text{sign}(R) = +1$ (-1) if the $s = +1$ node is tilted in the anticlockwise (clockwise) direction. Each entry in the table also references to the corresponding equation number in the main text.

$\tilde{\sigma}_{ij}^{(1)} = \tilde{\sigma}_{ji}^{(1)}$	Type-I WSM [$R \rightarrow 0 + R $] $\mathcal{O}(R)$	Type-III WSM [$ R \rightarrow 1 - x$] $\mathcal{O}(x)$	Type-II WSM [$ R \rightarrow 1 + x'$] $\mathcal{O}(x')$
($\mathbf{B} \parallel \mathbf{R}$) $\tilde{\sigma}_{zz}^{(1)} = \tilde{\sigma}_{yy}^{(1)}$	$\tilde{\sigma}_{zz}^{(1)} \approx -\frac{46R}{15}$ (25) $\tilde{\sigma}_{xx}^{(1)} \approx -\frac{2R}{15}$ (28)	$\tilde{\sigma}_{zz}^{(1)} \approx \frac{1}{3}(14x - 10)$ (25) $\tilde{\sigma}_{xx}^{(1)} \approx -\frac{1}{3} [1 + (7 + 3 \log \frac{x}{2}) x]$ (28)	$\tilde{\sigma}_{zz}^{(1)} = -\frac{1}{3} [10 + 14x']$ (38) $\tilde{\sigma}_{xx}^{(1)} \approx -\frac{1}{3} + [\frac{13}{3} - \log(2x'\Lambda^2)] x'$ (39)
($\mathbf{B} \perp \mathbf{R}$)	$\tilde{\sigma}_{yz}^{(1)} = \tilde{\sigma}_2 \sin \phi$, $\tilde{\sigma}_{xz}^{(1)} = \tilde{\sigma}_2 \cos \phi$ where, $\tilde{\sigma}_2 \approx -\frac{22R}{15}$ (32)	$\tilde{\sigma}_{yz}^{(1)} = \tilde{\sigma}_2 \sin \phi$, $\tilde{\sigma}_{xz}^{(1)} = \tilde{\sigma}_2 \cos \phi$ where, $\tilde{\sigma}_2 \approx \frac{1}{3}(2x - 4)$ (32)	$\tilde{\sigma}_{yz}^{(1)} = \tilde{\sigma}_3 \sin \phi$, $\tilde{\sigma}_{xz}^{(1)} = \tilde{\sigma}_3 \cos \phi$ where, $\tilde{\sigma}_3 \approx -\frac{1}{3} [4 + 2x']$ (42)

TABLE II. The BC induced quadratic- B correction to the MC. Only nonzero corrections are listed below. The WN separation is assumed to be along the tilt axis, which is the z -axis in our case. For a WSM with a single pair of oppositely tilted WNs, we have, $\sigma_{ij}^{(2)} = 2\sigma_0 \tilde{\sigma}_{ij}^{(2)}$. Here $R = R_+$ denotes the tilt of the node with positive chirality ($s = +1$).

$\tilde{\sigma}_{ij}^{(2)} = \tilde{\sigma}_{ji}^{(2)}$	Type-I WSM [$R \rightarrow 0 + R $] $\mathcal{O}(R)$	Type-III WSM [$ R \rightarrow 1 - x$] $\mathcal{O}(x)$	Type-II WSM [$ R \rightarrow 1 + x'$] $\mathcal{O}(x')$
($\mathbf{B} \parallel \mathbf{R}$)	$\tilde{\sigma}_{xx}^{(2)} = \tilde{\sigma}_{yy}^{(2)} = 1$ [30] $\tilde{\sigma}_{zz}^{(2)} = 8$ (29)	$\tilde{\sigma}_{xx}^{(2)} = \tilde{\sigma}_{yy}^{(2)} = 1$ [30] $\tilde{\sigma}_{zz}^{(2)} = 8$ [29]	$\tilde{\sigma}_{xx}^{(2)} = \tilde{\sigma}_{yy}^{(2)} \approx 1$ [41] $\tilde{\sigma}_{zz}^{(2)} \approx 8$ (40)
($\mathbf{B} \perp \mathbf{R}$) $\tilde{\sigma}_{yy} = \tilde{\sigma}_{xx}(\frac{\pi}{2} - \phi)$	$\tilde{\sigma}_{zz}^{(2)} \approx 1$ (34) $\tilde{\sigma}_{xx}^{(2)} \approx 8 \cos^2 \phi + \sin^2 \phi$ (33) $\tilde{\sigma}_{xy}^{(2)} \approx 7 \sin \phi \cos \phi$ (35)	$\tilde{\sigma}_{zz}^{(2)} \approx (8 - 14x)$ (34) $\tilde{\sigma}_{xx}^{(2)} \approx (21 - 26x) \cos^2 \phi + \sin^2 \phi$ (33) $\tilde{\sigma}_{xy}^{(2)} \approx (10 - 13x) \sin 2\phi$ (35)	$\tilde{\sigma}_{zz}^{(2)} \approx (8 + 14x')$ (46) $\tilde{\sigma}_{xx}^{(2)} \approx (21 + 26x') \cos^2 \phi + \sin^2 \phi$ (43) $\tilde{\sigma}_{xy}^{(2)} \approx (10 + 13x') \sin 2\phi$ (47)

VIII. IMPACT OF INTERNODE SCATTERING

Until now, we have primarily focused on the intranode scattering and ignored the internode scattering. In this section we explore the impact of the internode scattering and chiral anomaly on the MC matrix. This has an impact only for the case of a finite $\mathbf{E} \cdot \mathbf{B}$ term. We follow the approach of Ref. [83], to calculate the NDF in presence of multiple Fermi surfaces.

To start with, let us assume that initially (say at $t = -\infty$) both the WNs had the same chemical potential of μ . Then, with the onset of chiral anomaly induced charge transfer and internode scattering between the nodes, the two WNs eventually acquire a local equilibrium chemical potential (LECP) specified by $\mu_{1/2}$. Now consider the collision integral for the first node: The intranode scattering will try to keep the LECP at μ_1 while the internode scattering will attempt to force the LECP to be μ_2 . This can be modelled as,

$$I_{coll}^{(1)} = -\frac{g_{\mathbf{k}}^{(1)} - f(\epsilon_{\mathbf{k}} - \mu_1)}{\tau_0} - \frac{g_{\mathbf{k}}^{(1)} - f(\epsilon_{\mathbf{k}} - \mu_2)}{\tau_v^{12}}. \quad (50)$$

Here, $\epsilon_{\mathbf{k}}$ is the dispersion for node 1, $f(\epsilon_{\mathbf{k}} - \mu_i)$ is the Fermi function with Fermi energy μ_i and $g_{\mathbf{k}}^{(i)}$ is the NDF of node i . Similarly, the other node can have

$$I_{coll}^{(2)} = -\frac{g_{\mathbf{k}}^{(2)} - f(\epsilon_{\mathbf{k}} - \mu_2)}{\tau_0} - \frac{g_{\mathbf{k}}^{(2)} - f(\epsilon_{\mathbf{k}} - \mu_1)}{\tau_v^{21}}. \quad (51)$$

These equations are supplemented by the equations for particle number conservation. For the case of intranode scattering, we have

$$\sum_{\mathbf{k} \in 1} \delta g_{\mathbf{k}}^{(1)} = \sum_{\mathbf{k} \in 2} \delta g_{\mathbf{k}}^{(2)} = 0. \quad (52)$$

Here, $\delta g_{\mathbf{k}}^{(i)} = g_{\mathbf{k}}^{(i)} - f(\epsilon_{\mathbf{k}} - \mu_i)$. For the case of the internode scattering we have,

$$\sum_{\mathbf{k} \in 1} \frac{g_{\mathbf{k}}^{(1)} - f(\epsilon_{\mathbf{k}} - \mu_2)}{\tau_v^{12}} + \sum_{\mathbf{k} \in 2} \frac{g_{\mathbf{k}}^{(2)} - f(\epsilon_{\mathbf{k}} - \mu_1)}{\tau_v^{21}} = 0. \quad (53)$$

To proceed further, let us make the simplifying assumption that the scattering timescale is momentum independent. Then Eq. (53) can be expanded to linear

order in $\mu_1 - \mu_2$, to obtain

$$\frac{\tilde{D}_1(B)}{\tau_v^{12}} = \frac{\tilde{D}_2(B)}{\tau_v^{21}} \equiv \frac{\sqrt{D_1 D_2}}{\tau^X}. \quad (54)$$

Here, we have defined

$$\tilde{D}_i(B) = \int_{\mathbf{k} \in i} [d\mathbf{k}] \left(1 + \frac{e}{\hbar} \boldsymbol{\Omega}_{\mathbf{k}} \cdot \mathbf{B}\right) \left(-\frac{\partial f(\mu)}{\partial \epsilon}\right), \quad (55)$$

and $D_{1/2}$ are simply the density of states of each node in the absence of external fields. The last term of Eq. (54) defines a field independent internode scattering rate τ^X . Using Eqs. (50) and (54) we can write the collision integral for the first node as

$$I_{coll}^{(1)} = -\frac{\delta g_{\mathbf{k}}}{\tilde{\tau}_1} - \left(-\frac{\partial f(\mu_1)}{\partial \epsilon}\right) \frac{1}{\tau^X} \frac{\sqrt{D_1 D_2}}{\tilde{D}_1(B)} (\mu_1 - \mu_2). \quad (56)$$

Here, we have defined a magnetic field dependent effective scattering timescale,

$$\frac{1}{\tilde{\tau}_1} = \frac{1}{\tau_0} + \frac{1}{\tau^X} \frac{\sqrt{D_1 D_2}}{\tilde{D}_1(B)}. \quad (57)$$

Substituting Eq. (56) in (50), we have the following equation for the NDF of the first node,

$$\begin{aligned} & \left(1 + \frac{e}{\hbar} \boldsymbol{\Omega}_{\mathbf{k}} \cdot \mathbf{B}\right)^{-1} \left(e\mathbf{E} + \frac{e^2}{\hbar} (\mathbf{E} \cdot \mathbf{B})\right) \cdot \frac{\partial \epsilon_{\mathbf{k}}}{\partial \mathbf{k}} \left(-\frac{\partial f(\mu_1)}{\partial \epsilon}\right) \\ &= -\frac{\delta g_{\mathbf{k}}}{\tilde{\tau}_1} - \frac{\delta \mu_1 - \delta \mu_2}{\tau^X} \frac{\sqrt{D_1 D_2}}{\tilde{D}_1(B)} \left(-\frac{\partial f(\mu_1)}{\partial \epsilon}\right), \end{aligned} \quad (58)$$

where we have defined $\delta \mu_{1/2} = \mu_{1/2} - \mu$, with μ being the initial chemical potential without any charge imbalance. Now the charge current can be written as

$$\mathbf{j}^e = -e \int [d\mathbf{k}] \tilde{v}_{\mathbf{k}} [\delta g_{\mathbf{k}} + \delta \mu_1 (-\partial_{\epsilon} f(\mu_1))]. \quad (59)$$

with $\tilde{v}_{\mathbf{k}} \equiv \mathbf{v}_{\mathbf{k}} + \frac{e}{\hbar} (\mathbf{v}_{\mathbf{k}} \cdot \boldsymbol{\Omega}_{\mathbf{k}}) \mathbf{B}$.

Explicit forms of $\delta g_{\mathbf{k}}$ and $\delta \mu_{1/2}$ are yet to be obtained. To this end, charge conservation forces the following relation

$$\tilde{D}_1(B) \delta \mu_1 + \tilde{D}_2(B) \delta \mu_2 = 0. \quad (60)$$

For WSM we can show that $\tilde{D}_1(B) = \tilde{D}_2(B)$ and hence $\delta \mu_1 = -\delta \mu_2$. From Eq. (58) taking $\sum_{\mathbf{k}}$ on both sides we get the identity

$$\delta \mu_1^2 - \delta \mu_2^2 = -\frac{e\tau^X}{\sqrt{D_1 D_2}} \int [d\mathbf{k}] (\tilde{\mathbf{v}}_{\mathbf{k}} \cdot \mathbf{E}) \left(-\frac{\partial f(\mu_1)}{\partial \epsilon}\right). \quad (61)$$

This is a generalized form of the chiral anomaly induced chemical potential difference of the Weyl nodes, including the impact of both internode scattering as well as

intranode scattering. Now using Eq. (61) in (58), $\delta g_{\mathbf{k}}$, is found to be

$$\begin{aligned} \delta g_{\mathbf{k}} = & \left[-\tilde{\tau}_1 \left(1 + \frac{e}{\hbar} \boldsymbol{\Omega}_{\mathbf{k}} \cdot \mathbf{B}\right)^{-1} \left(e\mathbf{E} + \frac{e^2}{\hbar} (\mathbf{E} \cdot \mathbf{B}) \boldsymbol{\Omega}_{\mathbf{k}}\right) \cdot \mathbf{v}_{\mathbf{k}} \right. \\ & \left. - 2\delta \mu_1 \frac{\tilde{\tau}_1}{\tau^X} \frac{\sqrt{D_1 D_2}}{\tilde{D}_1(B)} \right] \left(-\frac{\partial f(\mu_1)}{\partial \epsilon}\right). \end{aligned} \quad (62)$$

For linear response we can expand the derivative of Fermi function (in the last term of Eq. (62)) around the equilibrium chemical potential (μ) because the $\delta \mu_{1/2}$ itself is a function of electric field. Finally, the current in Eq. (59) can be expressed as

$$\begin{aligned} \mathbf{j}^e = & e^2 \tilde{\tau}_1 \int [d\mathbf{k}] \left(1 + \frac{e}{\hbar} \boldsymbol{\Omega}_{\mathbf{k}} \cdot \mathbf{B}\right)^{-1} \tilde{\mathbf{v}}_{\mathbf{k}} (\tilde{\mathbf{v}}_{\mathbf{k}} \cdot \mathbf{E}) [-f'] \\ & - e \int [d\mathbf{k}] \tilde{\mathbf{v}}_{\mathbf{k}} [-f'] \delta \mu_1 \left(1 - 2 \frac{\tilde{\tau}_1}{\tau^X} \frac{\sqrt{D_1 D_2}}{\tilde{D}_1(B)}\right). \end{aligned} \quad (63)$$

Here the first term is dominated by the intranode scattering which has been discussed in detail in this paper. The second term $\propto \delta \mu_1$, is chiral anomaly and internode scattering dominated. This becomes more clear by substituting the value of $\delta \mu_1$ in the second term of Eq. (63), and expressing it as a sum of three terms $\mathbf{j}^e = \mathbf{j}_1^e + \mathbf{j}_2^e + \mathbf{j}_3^e$. The contribution which is dominated by the intranode scattering reads as

$$\mathbf{j}_1^e = e^2 \tilde{\tau}_1 \int [d\mathbf{k}] \left(1 + \frac{e}{\hbar} \boldsymbol{\Omega}_{\mathbf{k}} \cdot \mathbf{B}\right)^{-1} \tilde{\mathbf{v}}_{\mathbf{k}} (\tilde{\mathbf{v}}_{\mathbf{k}} \cdot \mathbf{E}) [-f']. \quad (64)$$

We have used this expression of current for the detailed calculation in this paper. The contribution to current arising from chiral anomaly and dominated by the internode scattering, is

$$\mathbf{j}_2^e = \frac{e^2 \tau^X}{2\sqrt{D_1 D_2}} \left[\int [d\mathbf{k}] \tilde{\mathbf{v}}_{\mathbf{k}} [-f'] \right] \left[\int [d\mathbf{k}] (\tilde{\mathbf{v}}_{\mathbf{k}} \cdot \mathbf{E}) [-f'] \right]. \quad (65)$$

This term is similar in spirit to the chiral anomaly induced negative MR, discussed first in Ref. [45]. The third term is also chiral anomaly induced, but is dominated by the intranode scattering:

$$\mathbf{j}_3^e = -\frac{e^2 \tilde{\tau}_1}{\tilde{D}_1(B)} \left[\int [d\mathbf{k}] \tilde{\mathbf{v}}_{\mathbf{k}} [-f'] \right] \left[\int [d\mathbf{k}] (\tilde{\mathbf{v}}_{\mathbf{k}} \cdot \mathbf{E}) [-f'] \right]. \quad (66)$$

This summarizes the semiclassical Boltzmann transport formalism in systems with multiple Fermi surfaces.

To explore the impact of the chiral-anomaly and the associated internode timescale on the MC we consider an isotropic WSM without tilt. The density of states is given by $D_1 = D_2 = \mu^2 / (2\pi^2 \hbar^3 v_F^3)$. The LECP of the WNs is calculated from Eq. (61) and it is given by

$$\mu_s = \mu + s \frac{e^2 \hbar v_F^3}{2\mu^2} (\mathbf{E} \cdot \mathbf{B}) \tau_v, \quad (67)$$

where we have used $\tau_v = \tau^X/2$, and s denotes the chirality of each node. This $(\mathbf{E} \cdot \mathbf{B}) \tau_v$ dependent difference

in chemical potential induced by the chiral anomaly, also manifests in the longitudinal and planar transport properties.

For the case when both \mathbf{E} and \mathbf{B} are in along the z -axis, the internode scattering induced longitudinal conductivity can be obtained from Eq. (65), and it is given by

$$\sigma_{zz}^{(2)} = \frac{e^2}{4\pi^2\hbar} \frac{(eB)^2 v_F^3}{\mu^2} \tau_v. \quad (68)$$

This term contributes to the chiral anomaly induced negative MR, and is identical to the result of Ref. [45]. For the other case of a co-planar setup (a planar-Hall geometry), a finite contribution to the planar Hall effect can be obtained. From Eq. (65) we calculate

$$\sigma_{xx}^{(2)} = \Delta\sigma^{\text{CA}} \cos^2 \phi, \quad \sigma_{xy}^{(2)} = \Delta\sigma^{\text{CA}} \sin \phi \cos \phi. \quad (69)$$

Here $\Delta\sigma^{\text{CA}}$ is equal to σ_{zz} defined in Eq. (68). This is the chiral anomaly induced planar Hall conductivity in WSM, which has also been derived earlier [55]. Finally, we note that the impact of the chiral anomaly will be observable only if $3e^2\hbar v_F^3 \mathbf{E} \cdot \mathbf{B} \tau_v / (2\mu^3) \approx 1$. For reasonable values of $\tau_v = 10^{-9}$ s and $v_F = 10^6$ m/s, this results in $\mathbf{E} \cdot \mathbf{B} \approx \mu^3 \times 10^6$ Tesla V/m, when μ is in eV.

IX. CONCLUSION

We have presented a systematic analysis of the impact of the TRS breaking tilting of the WNs for both type-I and type-II WSM, on the MC. While several earlier works have calculated the conductivity matrix elements for specific cases, we calculate the full conductivity matrix, explicitly for the two different cases of the applied magnetic field being parallel to the tilt axis, and perpendicular to it. In addition to the Drude conductivity, and the quadratic- B terms of the conductivity matrix which have been studied earlier, we also show the existence of previously unexplored B -linear terms in the conductivity matrix. Our calculations also include the impact of the tilt of the type-I as well as type-II Weyl nodes to all orders, analytically. One limitation of our approach is that we have not modelled the anisotropic nature of the intranode and internode node scattering timescales, and consider both to be a constant for a given Fermi surface.

We find that the BC and the TRS breaking tilt of the WSM, combine to produce B -linear anisotropic corrections in MC (see Table I for a quick summary). In particular we predict the previously unexplored, out-of-plane transverse conductivity ($\sigma_{xz}^{(1)} = \sigma_{zx}^{(1)}$ and $\sigma_{yz}^{(1)} = \sigma_{zy}^{(1)}$) in tilted WSM when B is applied perpendicular to the tilt axis. For these terms the corresponding magneto-current is either of the form $\mathbf{j} \propto (\mathbf{E} \cdot \mathbf{B})\hat{\mathbf{R}}$ or $\mathbf{j} \propto (\mathbf{E} \cdot \hat{\mathbf{R}})\mathbf{B}$, with the proportionality constant being a non-linear function of the tilt (parametrized by R). Interestingly, these B -linear conductivity terms depend on the chemical potential only through τ_μ , while being sensitive to the tilt orientation and the magnetic field direction. For the case of

B applied along the tilt axis, we find that the longitudinal conductivities also get B -linear corrections. For these corrections terms we have, $\mathbf{j} \propto (\mathbf{B} \cdot \hat{\mathbf{R}})\mathbf{E}$. In experiments, this B -linear MC correction will result in anisotropic MR which also flips sign with reversal of B , as indicated in Fig. 4.

In addition to the B -linear corrections, the TRS breaking tilt of the WNs also modifies the quadratic terms as well. These quadratic- B corrections to the MC are summarized in Table II. For the case when B is applied along the tilt direction, the diagonal terms of the MC matrix get tilt dependent quadratic- B corrections (see row 1 of Table II). For the case when B is applied perpendicular to the tilt axis, we generalize the earlier known results for the longitudinal quadratic- B conductivity to include the correction arising from the phase factor correction, and the impact of the tilt. We also affirm the existence of planar Hall effect in tilted WSM with the same angular dependence as in the isotropic case [58] $\sigma_{xy} \propto \sin(2\phi)$, although the proportionality constant depends on the degree of the tilt as highlighted in the second row of Table II. In addition to this, we also find a finite quadratic- B correction in the MC arising from the phase space terms, which has been missed in earlier papers. This will manifest in the planar Hall conductivity measurements in WSM [64], and it modifies the known relation, $\rho_{xx} = \rho_\perp - \Delta\rho \cos^2 \phi$, making ρ_\perp a field dependent quantity.

Appendix A: The limiting case of $Q \rightarrow 0$ in type-II WSM

For the case of type-II WSM, the ultraviolet cutoff scheme can also be introduced by using a spherical geometry along with a radial momentum cut-off. This is particularly useful for the case of both WNs being situated at the origin, i.e, the $Q \rightarrow 0$ limit of Eq. (22):

$$\mathcal{H}_s(\mathbf{k}) = \hbar C_s k_z + \hbar v_F \sigma \cdot \mathbf{k}. \quad (\text{A1})$$

This cutoff scheme preserves spherical symmetry, and allows the Brillouin zone integrations to be done using polar coordinates. Accordingly, the momentum cutoff (Λ_k) can be chosen to be in the radial direction. This allows us to check the consistency of all our calculations.

In zero magnetic field, we find the diagonal components of the conductivity matrix to be $\sigma_{xx}^{(0)} = \sigma_{yy}^{(0)}$, where

$$\frac{\sigma_{xx}^{(0)}}{\sigma_D} = \sum_s \frac{3}{4|R_s|^3} \left[\frac{3 - R_s^2}{R_s^2 - 1} - \delta_s^1 + \mathcal{F}^{1/2} \tilde{\Lambda}_k^2 - 2 \ln \tilde{\Lambda}_k \right]. \quad (\text{A2})$$

Here $\tilde{\Lambda}_k = \Lambda_k/k_F$. As an additional consistency check we note that Eq. (A2) is consistent with Eq. (30) in this paper, and Eq. (B3) in Ref. [80].

The Drude conductivity along the tilt (\hat{z} -) axis is given

by

$$\frac{\sigma_{zz}^{(0)}}{\sigma_D} = \sum_s \frac{3}{2|R_s|^3} \left[3 - R_s^2 + \delta_s^1 + \mathcal{F}^{1/2} \tilde{\Lambda}_k^2 + 2 \ln \tilde{\Lambda}_k \right]. \quad (\text{A3})$$

1. Magnetic field along the tilt axis ($\mathbf{B} \parallel \hat{\mathbf{R}}$)

The B -linear correction to the diagonal component of the conductivity matrix is given by

$$\sigma_{zz}^{(1)} = \sum_s \frac{s\sigma_1}{3R_s^4} \text{sgn}(R_s) \left(\mathcal{A}_z - 3\mathcal{F}\delta_s^1 - 6\mathcal{F} \ln \tilde{\Lambda}_k \right). \quad (\text{A4})$$

Unlike the case of type-I WSM, in Eq. (A4), there is Fermi energy dependence that is tied to the cutoff. The total linear- B contribution of two nodes having parallel tilt, becomes zero as in the type-I case. But for nodes having opposite tilt, as is usually the case, the total contribution is non-zero. The sign of the B -linear terms is sensitive to the relative orientation of the tilt. The B -linear correction to the other diagonal components are given by $\sigma_{xx}^{(1)} = \sigma_{yy}^{(1)}$, where

$$\sigma_{xx}^{(1)} = \sum_s \frac{s\sigma_1}{6R_s^4} \text{sgn}(R_s) \left(\mathcal{A}_x - 3\mathcal{F}^{1/2}\delta_s^1 - 6\mathcal{F}^{1/2} \ln \tilde{\Lambda}_k \right). \quad (\text{A5})$$

The B -linear corrections to the all the transverse components for this configuration are identically zero, similar to the case of type-I WSM (see Table I).

The quadratic- B dependence of the MC along the tilt direction is given by

$$\sigma_{zz}^{(2)} = \sum_s \frac{\sigma_0}{2|R_s|^5} (1 - 5R_s^2 + 15R_s^4 + 5R_s^6). \quad (\text{A6})$$

Surprisingly, the quadratic- B correction has no cutoff dependence unlike the Drude and the B -linear conductivities. The quadratic correction to the other diagonal elements is given by $\sigma_{xx}^{(2)} = \sigma_{yy}^{(2)}$, where

$$\sigma_{xx}^{(2)} = \sum_s \frac{\sigma_0}{8|R_s|^5} (-2 + 5R_s^2 + 5R_s^6). \quad (\text{A7})$$

The quadratic- B correction to all the transverse conductivity components is identically zero, similar to the case of type-I WSM.

2. Magnetic field perpendicular to the tilt axis ($\mathbf{B} \perp \hat{\mathbf{R}}$)

Unlike the case of type-I WSM, the out-of-plane transverse conductivities have a B -linear component given by

$\sigma_{xz}^{(1)} = \sigma_2 \cos \phi$ and $\sigma_{yz}^{(1)} = \sigma_2 \sin \phi$, where we have defined

$$\sigma_2 = \sum_s \frac{s\sigma_1}{6R_s^4} \text{sgn}(R_s) \left(\mathcal{M} + 3\mathcal{F}\delta_s^1 + 6\mathcal{F} \ln \tilde{\Lambda}_k \right). \quad (\text{A8})$$

The B -linear dependence of the rest of the conductivities is zero, i.e. $\sigma_{xy}^{(1)} = \sigma_{xx}^{(1)} = \sigma_{yy}^{(1)} = \sigma_{zz}^{(1)} = 0$.

The quadratic- B dependence of in-plane component of longitudinal conductivities is given by $\sigma_{xx}^{(2)} = \sigma_3 \cos^2 \phi + \sigma_4 \sin^2 \phi$, where we have defined

$$\sigma_3 = \sum_s \frac{\sigma_0}{16|R_s|^5} (3 - 7R_s^2 + 25R_s^4 + 255R_s^6 + 60R_s^8), \quad (\text{A9})$$

and

$$\sigma_4 = \sum_s \frac{\sigma_0}{16|R_s|^5} (1 - 5R_s^2 + 15R_s^4 + 5R_s^6). \quad (\text{A10})$$

Recall that $\sigma_{yy}^{(2)}(\phi) = \sigma_{xx}^{(2)}(\pi/2 - \phi)$. So the coefficients of trigonometric function gets interchanged. The quadratic- B component of the other diagonal term of the conductivity matrix, is given by

$$\sigma_{zz}^{(2)} = \sum_s \frac{\sigma_0}{8|R_s|^5} (-2 + 11R_s^2 - 25R_s^4 + 65R_s^6 + 15R_s^8). \quad (\text{A11})$$

The in-plane Hall conductivity has quadratic- B dependence and it is given by $\sigma_{xy}^{(2)} = \sigma_5 \sin \phi \cos \phi$, where

$$\sigma_5 = \sum_s \frac{\sigma_0}{8|R_s|^5} (1 - R_s^2 + 5R_s^4 + 125R_s^6 + 30R_s^8). \quad (\text{A12})$$

The quadratic dependence of other transverse conductivities are zero, i.e. $\sigma_{xz}^{(2)} = \sigma_{yz}^{(2)} = 0$.

Appendix B: Details of the calculations using cylindrical geometry

For a pair of WNs separated in the momentum space, the conductivities can be calculated by exploiting the cylindrical symmetry of the system. The general expression for different components of the MC (at $T = 0$) can be expressed as

$$\sigma = \frac{e^2 \tau_\mu}{(2\pi)^3} \int_0^\infty k_\perp dk_\perp \int_0^{2\pi} d\phi_{\mathbf{k}} \int_{-\Lambda_z}^{\Lambda_z} dk_z \mathcal{L}(k_\perp, \phi_{\mathbf{k}}, k_z - sQ) \delta\left(\mu - \hbar \left[C_s(k_z - sQ) \pm v_F \sqrt{k_\perp^2 + (k_z - sQ)^2} \right]\right). \quad (\text{B1})$$

Here $k_\perp^2 = k_x^2 + k_y^2$ and $\mathcal{L}(k_\perp, \phi_{\mathbf{k}}, k_z - sQ)$ is an unspecified function. The integral in Eq. (B1), can be simplified using the following property of the Dirac delta function:

$$\delta[f(x)] = \sum_i \frac{\delta(x - x_i)}{|f'(x_i)|}, \quad (\text{B2})$$

where x_i are the zeros of $f(x)$. For the conduction band ($\lambda = +$), the zeros of $f(k_\perp)$ are given by

$$k_\perp^2 = \left(k_F - R_s \tilde{k}_{z,s}\right)^2 - \tilde{k}_{z,s}^2, \quad (\text{B3})$$

where $\tilde{k}_{z,s} \equiv (k_z - sQ)$. The same for the valance band are

$$k_\perp^2 = \left(R_s \tilde{k}_{z,s} - k_F\right)^2 - \tilde{k}_{z,s}^2. \quad (\text{B4})$$

In both these expressions we have assumed $\mu > 0$ and have defined $k_F = \frac{\mu}{\hbar v_F}$. From Eq. (B3) we get

$$\tilde{k}_s = \left(k_F - R_s \tilde{k}_{z,s}\right), \quad (\text{B5})$$

where $\tilde{k}_s^2 \equiv k_\perp^2 + \tilde{k}_{z,s}^2$. As $\tilde{k}_s \geq 0$ we must have have $\tilde{k}_{z,s} \leq \frac{k_F}{R_s}$ for positive R_s , and $\tilde{k}_{z,s} \geq \frac{k_F}{R_s}$ for negative R_s . Similarly for the the valance band, from Eq. (B4), we get exactly opposite conditions, $\tilde{k}_{z,s} \geq \frac{k_F}{R_s}$ for positive R_s and $\tilde{k}_{z,s} \leq \frac{k_F}{R_s}$ for negative R_s . We emphasize that these conditions are independent of the absolute value of R_s and are valid for both type-I and type-II WSM. In the following subsections we explicitly calculate the different limits of integration for type-I and for type-II WSM.

1. Type-I

For a type-I Weyl node ($|R_s| < 1$), Eq. (B3) can be expressed as

$$k_\perp = \left[\left(k_F + (1 - R_s)\tilde{k}_{z,s}\right) \left(k_F - (1 + R_s)\tilde{k}_{z,s}\right) \right]^{1/2}. \quad (\text{B6})$$

Since k_\perp is a real number, for $R_s > 0$, this restricts $\tilde{k}_{z,s}$ to be

$$-\frac{k_F}{1 - R_s} \leq \tilde{k}_{z,s} \leq \frac{k_F}{1 + R_s}. \quad (\text{B7})$$

Note that this condition does not violate the condition imposed on $\tilde{k}_{z,s}$ for \tilde{k}_s to be positive. For $R_s < 0$, Eq. (B6) leads to

$$-\frac{k_F}{1 + |R_s|} \leq \tilde{k}_{z,s} \leq \frac{k_F}{1 - |R_s|}. \quad (\text{B8})$$

Using these limits of integration for the cylindrical geometry, we get results which are identical to the ones obtained by using spherical geometry with both the nodes being centered at the origin.

2. Type-II

For type-II WN, the zero of Dirac delta function for the conduction band in Eq. (B3), can be expressed as

$$k_\perp = \left[\left(k_F - (R_s - 1)\tilde{k}_{z,s}\right) \left(k_F - (R_s + 1)\tilde{k}_{z,s}\right) \right]^{1/2}. \quad (\text{B9})$$

The value of the tilt factor makes this expression different from Eq. (B6). Note that unlike the type-I WSM, the real nature of k_\perp does not force $\tilde{k}_{z,s}$ to be bounded as both the terms in Eq. (B12) are positive (negative) for large negative (positive) value of $\tilde{k}_{z,s}$. Hence we are forced to choose a momentum cutoff (Λ_z). With the cutoff, the appropriate integration limit for the case of $R_s > 1$ is given by

$$-(\Lambda_z + sQ) \leq \tilde{k}_{z,s} \leq \frac{k_F}{R_s + 1}. \quad (\text{B10})$$

For the case of $R_s < -1$ we get

$$-\frac{k_F}{|R_s| + 1} \leq \tilde{k}_{z,s} \leq \Lambda_z - sQ. \quad (\text{B11})$$

Note that these limits are significantly different when compared to that of type-I WSM. For the valance band, Eq. (B4) can be re-written as

$$k_\perp = \left[\left((R_s - 1)\tilde{k}_{z,s} - k_F\right) \left((R_s + 1)\tilde{k}_{z,s} - k_F\right) \right]^{1/2}. \quad (\text{B12})$$

Here both the factors inside the root are positive (negative) for large positive (negative) value of $\tilde{k}_{z,s}$. Hence, choosing a finite cutoff as done for the conduction band, the limits of the integration for $R_s > 1$ is calculated to be

$$\frac{k_F}{R_s - 1} \leq \tilde{k}_{z,s} \leq \Lambda_z - sQ. \quad (\text{B13})$$

Note that for $R_s > 0$, for the conduction band, $\tilde{k}_{z,s}$ varies from a positive value to negative, whereas for the valance band integration, the limits lie only on the positive axis of $\tilde{k}_{z,s}$. For $R_s < -1$, instead of Eq. (B13), we get the finite contribution in the limit

$$-(\Lambda_z + sQ) \leq \tilde{k}_{z,s} \leq -\frac{k_F}{|R_s| - 1}. \quad (\text{B14})$$

Equations (B10)-(B14) are the main results of this section. These limits are essential to calculate all the quantities of interest for type-II WSM.

Appendix C: Details of the calculation using spherical geometry

An alternate way of doing all the calculations, is to use the $Q \rightarrow 0$ limit along with a spherical geometry with a radial cutoff as done in Ref. [80]. The general expression for conductivities in this case, is given by

$$\sigma = \frac{e^2 \tau_\mu}{(2\pi)^3} \int_0^\infty k^2 dk \int_0^{2\pi} d\phi_{\mathbf{k}} \int_0^\pi \sin \theta_{\mathbf{k}} d\theta_{\mathbf{k}} \mathcal{L}(k, \theta_{\mathbf{k}}, \phi_{\mathbf{k}}) \times \delta(\mu - \hbar [C_s k \cos \theta_{\mathbf{k}} \pm v_F k]) . \quad (\text{C1})$$

After changing variable, $\cos \theta_{\mathbf{k}} \rightarrow x$, it can be rewritten as

$$\sigma = \frac{e^2 \tau_\mu}{(2\pi)^3} \int_0^\infty k^2 dk \int_0^{2\pi} d\phi_{\mathbf{k}} \int_{-1}^1 dx \mathcal{L}(k, x, \phi_{\mathbf{k}}) \times \delta(\epsilon_F - \hbar [C_s k x \pm v_F k]) . \quad (\text{C2})$$

As usual, to solve this integration we use roots of the Dirac delta function as in Eq. (B2). In this case the roots for the conduction band can be calculated to be

$$k_r = \frac{k_F}{R_s x + 1} . \quad (\text{C3})$$

For the positivity of k_r we must have $(R_s x + 1) > 0$. Similarly, for the valence band it is given by

$$k_r = \frac{k_F}{R_s x - 1} , \quad (\text{C4})$$

along with the condition that $(R_s x - 1) > 0$. It can be easily checked that for type-I WSM, x varies over its entire range -1 to 1 , while it is not so for the case of a type-II WSM.

For a type-II WSM, $x = -1/R_s$ sets the limit of k to infinity. To remedy this situation we introduce a finite momentum cut-off Λ_k such that $\Lambda_k(1+R) > k_F$. For the conduction band with $R_s > 1$ we obtain the integration limit to be

$$\left(\frac{k_F}{\Lambda_k} - 1 \right) \frac{1}{R_s} \leq x \leq 1 , \quad (\text{C5})$$

with $\Lambda_k(R_s + 1) > k_F$. The term on the left hand side of this inequality is negative for $R_s > 0$. When $R_s < -1$, we get

$$-1 \leq x \leq \left(\frac{k_F}{\Lambda_k} - 1 \right) \frac{1}{R_s} , \quad (\text{C6})$$

with $\Lambda_k(-R_s + 1) > k_F$. Similarly, for the valence band we get the following limit

$$\left(\frac{k_F}{\Lambda_k} + 1 \right) \frac{1}{R_s} \leq x \leq 1 , \quad (\text{C7})$$

with $\Lambda_k(R_s - 1) > k_F$ for $R_s > 1$. For $R_s < -1$ we get the following limit

$$-1 \leq x \leq \left(\frac{k_F}{\Lambda_k} + 1 \right) \frac{1}{R_s} , \quad (\text{C8})$$

with $-\Lambda_k(R_s + 1) > k_F$. These limits are essential for performing all the integrals for calculating the conductivities.

Appendix D: Exact results for type-II WSM

In the main text we have presented results up to first order in Q/Λ_z for the sake of simplicity and ease of understanding, even though all our calculations retain all orders in Q/Λ_z . Thus for completeness, we present the exact results here. The diagonal components of the exact Drude conductivity matrix, is given by $\sigma_{xx}^{(0)} = \sigma_{yy}^{(0)}$, where

$$\sigma_{xx}^{(0)} = \frac{3\sigma_D}{4} \sum_s \left[\frac{1}{|R_s|} \left(\frac{R_s^2 + 1}{R_s^2 - 1} - \frac{\delta_s^1}{R_s^2} \right) + 2s\tilde{Q} \frac{R_s^2 + 1}{R_s^2} \text{sgn}(R_s) + \frac{R_s^2 - 1}{|R_s|} \Gamma - \frac{\delta_s^3}{|R_s|^3} \right] . \quad (\text{D1})$$

Here we have defined $\Gamma \equiv (\Lambda_z^2 + Q^2)/k_F^2$ and $\tilde{Q} \equiv Q/k_F$. The quantity δ_s^1 is defined earlier and $\delta_s^3 \equiv \ln \left[R_s^2 \gamma - 1 - 2s\tilde{Q}R_s \right]$, along with $\gamma = (\Lambda_z^2 - Q^2)/k_F^2$. The other diagonal or Drude component of conductivity along the tilt direction is

$$\sigma_{zz}^{(0)} = \frac{3\sigma_D}{2} \sum_s \left[\frac{1}{|R_s|} \left(R_s^2 + 1 + \frac{\delta_s^1}{R_s^2} \right) + 2s\tilde{Q} \frac{R_s^4 - 1}{R_s^2} \text{sgn}(R_s) + \frac{(R_s^2 - 1)^2}{|R_s|} \Gamma + \frac{\delta_s^3}{|R_s|^3} \right] . \quad (\text{D2})$$

The off-diagonal components of zero field conductivities are identically zero, i.e., $\sigma_{xy}^{(0)} = \sigma_{xz}^{(0)} = \sigma_{yz}^{(0)} = 0$.

1. Magnetic field along the tilt ($\mathbf{B} \parallel \hat{\mathbf{R}}_s$)

In this section we discuss the magneto-transport when magnetic field is parallel to the tilt. In this scenario we get linear as well as quadratic magnetic field correction in the diagonal components of conductivities. The B -linear correction to diagonal component along the tilt axis is given by

$$\sigma_{zz}^{(1)} = \sum_s \frac{s\sigma_1}{6R_s^4} \text{sgn}(R_s) \left[2\mathcal{A}_z - 6\mathcal{F}(\delta_s^1 + \delta_s^3) - 2(p^3 - q^3) + 9(p^2 + q^2) + 6\mathcal{G}(p - q) \right] . \quad (\text{D3})$$

Here, we have defined the following

$$p = \left(|R_s| [\tilde{\Lambda}_z + s\tilde{Q} \text{sgn}(R_s)] + 1 \right)^{-1} ,$$

$$q = \left(|R_s| [\tilde{\Lambda}_z - s\tilde{Q} \text{sgn}(R_s)] - 1 \right)^{-1} .$$

Other polynomials of R_s , i.e., \mathcal{A}_1^z and \mathcal{F} are defined earlier and we define $\mathcal{G} \equiv (R_s^4 + 2R_s^2 - 3)$. The linear- B correction to the other diagonal components is given by

$\sigma_{xx}^{(1)} = \sigma_{yy}^{(1)}$, where

$$\sigma_{xx}^{(1)} = \sum_s \frac{s\sigma_1}{12R_s^4} \text{sgn}(R_s) \left[2\mathcal{A}_x - 6\mathcal{F}^{1/2} (\delta_s^1 + \delta_s^3) + 2(p^3 - q^3) - 9(p^2 + q^2) - 6\mathcal{J}(p - q) \right]. \quad (\text{D4})$$

Here \mathcal{A}_x^x is defined earlier and $\mathcal{J} = (R_s^2 - 3)$. The B -linear correction to the off-diagonal components of the conductivity matrix is identically zero, i.e., $\sigma_{xy}^{(1)} = \sigma_{xz}^{(1)} = \sigma_{yz}^{(1)} = 0$.

Now we calculate the quadratic- B components of the conductivities. Correction to the diagonal component along the direction of the tilt is given by

$$\sigma_{zz}^{(2)} = \sum_s \frac{\sigma_0}{4|R_s|^5} \left[2\mathcal{A}_2^z - 5(p^6 + q^6) + 24(p^5 - q^5) + 15\mathcal{J}(p^4 + q^4) - 40\mathcal{F}^{1/2}(p^3 - q^3) - 15\mathcal{F}(p^2 + q^2) \right], \quad (\text{D5})$$

where $\mathcal{A}_2^z = (1 - 5R_s^2 + 15R_s^4 + 5R_s^6)$. Correction to the other diagonal components is given by $\sigma_{xx}^{(2)} = \sigma_{yy}^{(2)}$, where

$$\sigma_{xx}^{(2)} = \sum_s \frac{\sigma_0}{16|R_s|^5} \left[2\mathcal{A}_2^x + 10(p^6 + q^6) - 48(p^5 - q^5) - 15\mathcal{L}(p^4 + q^4) + 40\mathcal{N}(p^3 - q^3) - 30\mathcal{F}^{1/2}(p^2 + q^2) \right]. \quad (\text{D6})$$

Here we have defined $\mathcal{A}_2^x = (-2 + 5R_s^2 + 5R_s^6)$, $\mathcal{N} = (R_s^2 - 2)$ and $\mathcal{L} = (R_s^2 - 6)$. Similar to the case of type-I WSMs, the quadratic corrections to the transverse conductivity components are identically zero.

2. Magnetic field perpendicular to the tilt ($\mathbf{B} \perp \mathbf{R}_s$)

In this section we discuss transport coefficients when magnetic field is applied in a plane perpendicular to the tilt axis of the WNs. As expected, in this scenario there is no B -linear correction in the diagonal component. The quadratic corrections to the diagonal elements related to the longitudinal Hall conductivity are given by $\sigma_{yy}^{(2)}(\phi) = \sigma_{xx}^{(2)}(\pi/2 - \phi)$, where $\sigma_{xx}^{(2)} = \sigma_4 \cos^2 \phi + \sigma_5 \sin^2 \phi$ with

$$\sigma_4 = \sum_s \frac{\sigma_0}{32R_s^5} \left[2\mathcal{B}_2^c - 15(p^6 + q^6) - 24\mathcal{X}(p^5 - q^5) - 15\mathcal{Y}(p^4 + q^4) + 40\mathcal{Z}(p^3 - q^3) - 45\mathcal{F}(p^2 + q^2) \right]. \quad (\text{D7})$$

The above expression is written in terms of the following polynomials of R_s :

$$\begin{aligned} \mathcal{B}_2^c &= 3 - 7R_s^2 + 25R_s^4 + 255R_s^6 + 60R_s^8, \\ \mathcal{Y} &= 9 - 11R_s^2 + 4R_s^4, \\ \mathcal{Z} &= 3 - 5R_s^2 + 2R_s^4, \end{aligned}$$

and $\mathcal{X} = 2R_s^2 - 3$. The coefficient of $\sin^2 \phi$, which originates from the phase-space factor is given by

$$\sigma_5 = \sum_s \frac{\sigma_0}{32|R_s|^5} \left[2\mathcal{B}_2^s - 5(p^6 + q^6) + 24(p^5 - q^5) + 15\mathcal{J}(p^4 + q^4) - 40\mathcal{F}^{1/2}(p^3 - q^3) - 15\mathcal{F}(p^2 + q^2) \right]. \quad (\text{D8})$$

Here, $\mathcal{B}_2^s = (1 - 5R_s^2 + 15R_s^4 + 5R_s^6)$. The quadratic- B component of the other longitudinal conductivity is given by

$$\sigma_{zz}^{(2)} = \sum_s \frac{\sigma_0}{16|R_s|^5} \left[2\mathcal{C}_2 + 10(p^6 + q^6) + 24\mathcal{N}(p^5 - q^5) + 15\mathcal{V}(p^4 + q^4) - 80\mathcal{F}(p^3 - q^3) - 30\mathcal{F}^{3/2}(p^2 + q^2) \right]. \quad (\text{D9})$$

Here, we have used the following polynomials of R_s :

$$\begin{aligned} \mathcal{P}_2 &= -2 + 11R_s^2 - 25R_s^4 + 65R_s^6 + 15R_s^8, \\ \mathcal{V} &= 6 - 7R_s^2 + R_s^4. \end{aligned}$$

The planar Hall conductivity is quadratic in B and it is given by

$$\sigma_{xy}^{(2)} = \sum_s \frac{\sigma_0}{32|R_s|^5} \left[2\mathcal{D}_2 - 5(p^6 + q^6) - 24\mathcal{F}^{1/2}(p^5 - q^5) - 15\mathcal{Z}(p^4 + q^4) + 40\mathcal{F}(p^3 - q^3) - 15\mathcal{F}(p^2 + q^2) \right] \sin 2\phi. \quad (\text{D10})$$

Here we have defined

$$\mathcal{D}_2 = 1 - R_s^2 + 5R_s^4 + 125R_s^6 + 30R_s^8.$$

Unlike the in plane transverse components, the out-of-plane transverse components have only linear- B correction and they can be written as $\sigma_{yz}^{(1)} = \sigma_3 \sin \phi$ and $\sigma_{xz}^{(1)} = \sigma_3 \cos \phi$, where

$$\sigma_3 = \sum_s \frac{s\sigma_1}{12R_s^4} \text{sgn}(R_s) \left[2\mathcal{M} + 6\mathcal{F}(\delta_s^1 + \delta_s^3) + 2(p^3 - q^3) + 9\mathcal{F}^{1/2}(p^2 + q^2) + 6\mathcal{G}(p - q) \right]. \quad (\text{D11})$$

Appendix E: Lorentz symmetry breaking of tilted Dirac and Weyl nodes

To start with, we prove the Lorentz invariance of Dirac equation without any tilt. Then, we show that adding a tilt term such as $\gamma^0 \partial_z$ to the massless Dirac Hamiltonian, breaks the Lorentz invariance.

The coordinates' transformation under a Lorentz boost is given by $x'^{\mu} = \Lambda^{\mu}_{\nu} x^{\nu}$. Accordingly, the derivative

transform as $\partial_i \rightarrow (\Lambda^{-1})_i^\nu \partial_\nu$. Recall that the Dirac equation is given by

$$[i\gamma^\mu \partial_\mu - m]\Psi(x) = 0, \quad (\text{E1})$$

with γ^μ denoting the 4×4 Dirac gamma matrices and $\mu = \{0, 1, 2, 3\}$. In the boosted frame, the left-hand side of the above equation takes the form $[i\gamma^\mu \partial'_\mu - m]\Psi'(x')$. The Lorentz invariance of the Dirac equation requires transformation of spinor as $\Psi'(x') = S\Psi(x)$, where the transformation matrix satisfies

$$S^{-1}\gamma^\mu S = \Lambda^\mu_\nu \gamma^\nu. \quad (\text{E2})$$

Now, in condensed matter systems the Weyl fermions can in principle occur in tilted WNs whose dispersion is well captured by the massless tilted Dirac equation,

$$i[\gamma^\mu \partial_\mu + \gamma^0 \partial_z]\Psi(x) = 0. \quad (\text{E3})$$

This describes WNs with tilt in the z direction. Note that the first term of this equation is Lorentz invariant [84]. But the last term transforms to

$$\begin{aligned} i\gamma^0 \partial'_z \Psi'(x') &= [i\gamma^0 (\Lambda^{-1})_z^\nu \partial_\nu] S\Psi(x) \\ &= SS^{-1} [i\gamma^0 (\Lambda^{-1})_z^\nu \partial_\nu] S\Psi(x) \\ &= S [iS^{-1}\gamma^0 S (\Lambda^{-1})_z^\nu \partial_\nu] \Psi(x) \\ &= S [i\Lambda_\alpha^0 \gamma^\alpha (\Lambda^{-1})_z^\nu \partial_\nu] \Psi(x) \\ &= S [i\gamma^\alpha \Lambda_\alpha^0 (\Lambda^{-1})_z^\nu \partial_\nu] \Psi(x). \end{aligned}$$

For a particular choice of Λ , we can show that $\gamma^\alpha \Lambda_\alpha^0 (\Lambda^{-1})_z^\nu \partial_\nu = \Gamma(\gamma^0 - \beta\gamma^1)\partial_z$, where $\Gamma = (1 - \beta^2)^{-1/2}$ and $\beta = v/c$. Thus this term does not retain the original form, leading to the breakdown of the Lorentz invariance in tilted WSMs.

Appendix F: Energy dependence of τ_μ

Here, we discuss the energy dependence of the intranode scattering timescale in a WN [85, 86]. More specif-

ically, we consider the chemical potential dependence of τ_μ arising from the short-ranged disorder (neutral point defects), and charged impurities.

Modelling the neutral point defects as a delta-function impurity, and using the Born approximation, the scattering timescale $\tau_\delta(\epsilon)$, has been calculated [85, 86] and it is given by

$$\frac{1}{\tau_\delta(\epsilon)} = \frac{n_i V_0^2 \epsilon^2}{3\pi \hbar^4 v_F^3}. \quad (\text{F1})$$

Here, V_0 is the strength of the delta-function potential and n_i is the impurity density, and ϵ is the energy scale which typically corresponds to the chemical potential.

Next we consider screened Coulomb disorder of the charged impurities. Considering a Thomas-Fermi screened Coulomb potential, the energy dependence of a screened Coulomb impurity was determined to be [86]

$$\frac{1}{\tau_c} = 4\pi n_i \alpha^2 \frac{\hbar^2 v_F^3}{\epsilon^2} I_t(q_0). \quad (\text{F2})$$

Here, $\alpha = e^2/\kappa\hbar v_F$ is the effective coupling constant with dielectric constant κ , and $q_0 = q_{TF}/2k_F = \sqrt{\alpha/2\pi}$ in a Weyl node. In addition, we have [86]

$$I_t(q_0) = \left(q_0^2 + \frac{1}{2}\right) \ln\left(1 + \frac{1}{q_0^2}\right) - 1. \quad (\text{F3})$$

The chemical potential dependence of the effective intranode scattering scale can be obtained by combining both these timescales,

$$\frac{1}{\tau_\mu} = \frac{1}{\tau_\delta} + \frac{1}{\tau_c}. \quad (\text{F4})$$

Note that in principle for anisotropic Weyl nodes, τ_μ may also be anisotropic. However, for simplicity we will ignore the anisotropy of τ_μ in this paper.

-
- [1] M. Z. Hasan and C. L. Kane, "Colloquium: Topological insulators," *Rev. Mod. Phys.* **82**, 3045–3067 (2010).
 - [2] Desheng Kong and Yi Cui, "Opportunities in chemistry and materials science for topological insulators and their nanostructures," *Nat. Chem.* **3**, 845 (2011).
 - [3] A. Bansil, Hsin Lin, and Tanmoy Das, "Colloquium : Topological band theory," *Rev. Mod. Phys.* **88**, 021004 (2016).
 - [4] N. P. Armitage, E. J. Mele, and Ashvin Vishwanath, "Weyl and dirac semimetals in three-dimensional solids," *Rev. Mod. Phys.* **90**, 015001 (2018).
 - [5] Binghai Yan and Claudia Felser, "Topological materials: Weyl semimetals," *Annual Review of Condensed Matter Physics* **8**, 337–354 (2017).
 - [6] Heon-Jung Kim, Ki-Seok Kim, J.-F. Wang, M. Sasaki, N. Satoh, A. Ohnishi, M. Kitaura, M. Yang, and L. Li, "Dirac versus weyl fermions in topological insulators: Adler-bell-jackiw anomaly in transport phenomena," *Phys. Rev. Lett.* **111**, 246603 (2013).
 - [7] Su-Yang Xu, Ilya Belopolski, Nasser Alidoust, Madhab Neupane, Guang Bian, Chenglong Zhang, Raman Sankar, Guoqing Chang, Zhujun Yuan, Chi-Cheng Lee, Shin-Ming Huang, Hao Zheng, Jie Ma, Daniel S. Sanchez, BaoKai Wang, Arun Bansil, Fangcheng Chou, Pavel P. Shibayev, Hsin Lin, Shuang Jia, and M. Zahid Hasan, "Discovery of a weyl fermion semimetal and topological fermi arcs," *Science* **349**, 613–617 (2015).

- [8] Shin-Ming Huang, Su-Yang Xu, Ilya Belopolski, Chi-Cheng Lee, Guoqing Chang, BaoKai Wang, Nasser Alidoust, Guang Bian, Madhab Neupane, Chenglong Zhang, Shuang Jia, Arun Bansil, Hsin Lin, and M. Zahid Hasan, “A weyl fermion semimetal with surface fermi arcs in the transition metal monophosphide TaAs class,” *Nature Communications* **6**, 7373 (2015).
- [9] B. Q. Lv, H. M. Weng, B. B. Fu, X. P. Wang, H. Miao, J. Ma, P. Richard, X. C. Huang, L. X. Zhao, G. F. Chen, Z. Fang, X. Dai, T. Qian, and H. Ding, “Experimental discovery of weyl semimetal TaAs,” *Phys. Rev. X* **5**, 031013 (2015).
- [10] Su-Yang Xu, Nasser Alidoust, Ilya Belopolski, Zhu-Jun Yuan, Guang Bian, Tay-Rong Chang, Hao Zheng, Vladimir N. Strocov, Daniel S. Sanchez, Guoqing Chang, Chenglong Zhang, Daixiang Mou, Yun Wu, Lunan Huang, Chi-Cheng Lee, Shin-Ming Huang, BaoKai Wang, Arun Bansil, Horng-Tay Jeng, Titus Neupert, Adam Kaminski, Hsin Lin, Shuang Jia, and M. Zahid Hasan, “Discovery of a weyl fermion state with fermi arcs in niobium arsenide,” *Nature Physics* **11**, 748 (2015).
- [11] Xiangang Wan, Ari M. Turner, Ashvin Vishwanath, and Sergey Y. Savrasov, “Topological semimetal and fermi-arc surface states in the electronic structure of pyrochlore iridates,” *Phys. Rev. B* **83**, 205101 (2011).
- [12] A. A. Burkov and Leon Balents, “Weyl semimetal in a topological insulator multilayer,” *Phys. Rev. Lett.* **107**, 127205 (2011).
- [13] H.B. Nielsen and M. Ninomiya, “A no-go theorem for regularizing chiral fermions,” *Physics Letters B* **105**, 219 – 223 (1981).
- [14] Alexey A. Soluyanov, Dominik Gresch, Zhijun Wang, QuanSheng Wu, Matthias Troyer, Xi Dai, and B. Andrei Bernevig, “Type-ii weyl semimetals,” *Nature* **527**, 495 (2015).
- [15] Peng Li, Yan Wen, Xin He, Qiang Zhang, Chuan Xia, Zhi-Ming Yu, Shengyuan A. Yang, Zhiyong Zhu, Husam N. Alshareef, and Xi-Xiang Zhang, “Evidence for topological type-ii weyl semimetal wte2,” *Nature Communications* **8**, 2150 (2017).
- [16] G. Autès, D. Gresch, M. Troyer, A. A. Soluyanov, and O. V. Yazyev, “Robust type-ii weyl semimetal phase in transition metal diphosphides xP_2 ($x = Mo, w$),” *Phys. Rev. Lett.* **117**, 066402 (2016).
- [17] J. Jiang, Z. K. Liu, Y. Sun, H. F. Yang, C. R. Rajamathi, Y. P. Qi, L. X. Yang, C. Chen, H. Peng, C.-C. Hwang, S. Z. Sun, S.-K. Mo, I. Vobornik, J. Fujii, S. S. P. Parkin, C. Felser, B. H. Yan, and Y. L. Chen, “Signature of type-ii weyl semimetal phase in mote2,” *Nature Communications* **8**, 13973 (2017).
- [18] A. Pal, M. Chinotti, L. Degiorgi, W.J. Ren, and C. Petrovic, “Optical properties of ybmnbi2: A type ii weyl semimetal candidate,” *Physica B: Condensed Matter* **536**, 64 – 67 (2018).
- [19] Minping Zhang, Zongxian Yang, and Guangtao Wang, “Coexistence of type-i and type-ii weyl points in the weyl-semimetal osc2,” *The Journal of Physical Chemistry C* **122**, 3533–3538 (2018).
- [20] Tay-Rong Chang, Su-Yang Xu, Guoqing Chang, Chi-Cheng Lee, Shin-Ming Huang, BaoKai Wang, Guang Bian, Hao Zheng, Daniel S. Sanchez, Ilya Belopolski, Nasser Alidoust, Madhab Neupane, Arun Bansil, Horng-Tay Jeng, Hsin Lin, and M. Zahid Hasan, “Prediction of an arc-tunable weyl fermion metallic state in moxw1-xte2,” *Nature Communications* **7**, 10639 (2016).
- [21] Su-Yang Xu, Nasser Alidoust, Guoqing Chang, Hong Lu, Bahadur Singh, Ilya Belopolski, Daniel S. Sanchez, Xiao Zhang, Guang Bian, Hao Zheng, Marius-Adrian Husanu, Yi Bian, Shin-Ming Huang, Chuang-Han Hsu, Tay-Rong Chang, Horng-Tay Jeng, Arun Bansil, Titus Neupert, Vladimir N. Strocov, Hsin Lin, Shuang Jia, and M. Zahid Hasan, “Discovery of lorentz-violating type ii weyl fermions in laalge,” *Science Advances* **3**, 1603266 (2017).
- [22] Subhodip Saha and Sumanta Tewari, “Anomalous nernst effect in type-ii weyl semimetals,” *The European Physical Journal B* **91**, 4 (2018).
- [23] A. A. Zyuzin and R. P. Tiwari, “Intrinsic anomalous hall effect in type-ii weyl semimetals,” *JETP Letters* **103**, 717–722 (2016).
- [24] Girish Sharma, Pallab Goswami, and Sumanta Tewari, “Chiral anomaly and longitudinal magnetotransport in type-ii weyl semimetals,” *Phys. Rev. B* **96**, 045112 (2017).
- [25] S P Mukherjee and J P Carbotte, “Anomalous dc hall response in noncentrosymmetric tilted weyl semimetals,” *Journal of Physics: Condensed Matter* **30**, 115702 (2018).
- [26] Timothy M. McCormick, Robert C. McKay, and Nandini Trivedi, “Semiclassical theory of anomalous transport in type-ii topological weyl semimetals,” *Phys. Rev. B* **96**, 235116 (2017).
- [27] Yago Ferreira, A. A. Zyuzin, and Jens H. Bardarson, “Anomalous nernst and thermal hall effects in tilted weyl semimetals,” *Phys. Rev. B* **96**, 115202 (2017).
- [28] Gang Xu, Hongming Weng, Zhijun Wang, Xi Dai, and Zhong Fang, “Chern semimetal and the quantized anomalous hall effect in hgr₂se₄,” *Phys. Rev. Lett.* **107**, 186806 (2011).
- [29] Daniel Bulmash, Chao-Xing Liu, and Xiao-Liang Qi, “Prediction of a weyl semimetal in hg_{1-x-y}cd_xmn_yte,” *Phys. Rev. B* **89**, 081106 (2014).
- [30] Hui Li, Hongtao He, Hai-Zhou Lu, Huachen Zhang, Hongchao Liu, Rong Ma, Zhiyong Fan, Shun-Qing Shen, and Jiannong Wang, “Negative magnetoresistance in dirac semimetal cd3as2,” *Nature Communications* **7**, 10301 (2016).
- [31] Jun Xiong, Satya K. Kushwaha, Tian Liang, Jason W. Krizan, Max Hirschberger, Wudi Wang, R. J. Cava, and N. P. Ong, “Evidence for the chiral anomaly in the dirac semimetal na3bi,” *Science* **350**, 413–416 (2015).
- [32] W Desrat, C Consejo, F Teppe, S Contreras, M Marcinkiewicz, W Knap, A Nateprov, and E Arushanov, “Non-trivial berry phase in the cd 3 as 2 3d dirac semimetal,” *Journal of Physics: Conference Series* **647**, 012064 (2015).
- [33] Hongming Weng, Chen Fang, Zhong Fang, B. Andrei Bernevig, and Xi Dai, “Weyl semimetal phase in noncentrosymmetric transition-metal monophosphides,” *Phys. Rev. X* **5**, 011029 (2015).
- [34] Sudesh, Pawan Kumar, Prakriti Neha, Tanmoy Das, and Satyabrata Patnaik, “Evidence for trivial berry phase and absence of chiral anomaly in semimetal nbp,” *Scientific Reports* **7**, 46062 (2017).
- [35] Anna Corinna Niemann, Johannes Gooth, Shu-Chun Wu, Svenja Bäßler, Philip Sergeev, Ruben Hühne, Bernd Rellinghaus, Chandra Shekhar, Vicky Süß, Marcus Schmidt, Claudia Felser, Binghai Yan, and Kornelius Nielsch, “Chiral magnetoresistance in the weyl semimetal

- nbp,” *Scientific Reports* **7**, 43394 (2017).
- [36] J. Hu, J. Y. Liu, D. Graf, S. M. A. Radmanesh, D. J. Adams, A. Chuang, Y. Wang, I. Chiorescu, J. Wei, L. Spinu, and Z. Q. Mao, “p berry phase and zeeman splitting of weyl semimetal tap,” *Scientific Reports* **6**, 18674 (2016).
- [37] Frank Arnold, Chandra Shekhar, Shu-Chun Wu, Yan Sun, Ricardo Donizeth dos Reis, Nitesh Kumar, Marcel Naumann, Mukkattu O. Ajeesh, Marcus Schmidt, Adolfo G. Grushin, Jens H. Bardarson, Michael Baenitz, Dmitry Sokolov, Horst Borrmann, Michael Nicklas, Claudia Felser, Elena Hassinger, and Binghai Yan, “Negative magnetoresistance without well-defined chirality in the weyl semimetal tap,” *Nature Communications* **7**, 11615 (2016).
- [38] Yupeng Li, Zhen Wang, Pengshan Li, Xiaojun Yang, Zhixuan Shen, Feng Sheng, Xiaodong Li, Yunhao Lu, Yi Zheng, and Zhu-An Xu, “Negative magnetoresistance in weyl semimetals nbas and nbp: Intrinsic chiral anomaly and extrinsic effects,” *Frontiers of Physics* **12**, 127205 (2017).
- [39] Sihang Liang, Jingjing Lin, Satya Kushwaha, Jie Xing, Ni Ni, R. J. Cava, and N. P. Ong, “Experimental tests of the chiral anomaly magnetoresistance in the dirac-weyl semimetals na_3Bi and gdptbi ,” *Phys. Rev. X* **8**, 031002 (2018).
- [40] M. V. Berry, “Quantal phase factors accompanying adiabatic changes,” *Proceedings of the Royal Society of London. Series A, Mathematical and Physical Sciences* **392**, 45–57 (1984).
- [41] Di Xiao, Ming-Che Chang, and Qian Niu, “Berry phase effects on electronic properties,” *Rev. Mod. Phys.* **82**, 1959–2007 (2010).
- [42] H.B. Nielsen and Masao Ninomiya, “The adler-bell-jackiw anomaly and weyl fermions in a crystal,” *Physics Letters B* **130**, 389 – 396 (1983).
- [43] A. A. Zyuzin and A. A. Burkov, “Topological response in weyl semimetals and the chiral anomaly,” *Phys. Rev. B* **86**, 115133 (2012).
- [44] Dam Thanh Son and Naoki Yamamoto, “Berry curvature, triangle anomalies, and the chiral magnetic effect in fermi liquids,” *Phys. Rev. Lett.* **109**, 181602 (2012).
- [45] D. T. Son and B. Z. Spivak, “Chiral anomaly and classical negative magnetoresistance of weyl metals,” *Phys. Rev. B* **88**, 104412 (2013).
- [46] N A Sinitsyn, “Semiclassical theories of the anomalous hall effect,” *Journal of Physics: Condensed Matter* **20**, 023201 (2008).
- [47] F. D. M. Haldane, “Berry curvature on the fermi surface: Anomalous hall effect as a topological fermi-liquid property,” *Phys. Rev. Lett.* **93**, 206602 (2004).
- [48] Karl Landsteiner, “Anomalous transport of weyl fermions in weyl semimetals,” *Phys. Rev. B* **89**, 075124 (2014).
- [49] Ki-Seok Kim, Heon-Jung Kim, and M. Sasaki, “Boltzmann equation approach to anomalous transport in a weyl metal,” *Phys. Rev. B* **89**, 195137 (2014).
- [50] Rex Lundgren, Pontus Laurell, and Gregory A. Fiete, “Thermoelectric properties of weyl and dirac semimetals,” *Phys. Rev. B* **90**, 165115 (2014).
- [51] Yang Gao, Shengyuan A. Yang, and Qian Niu, “Geometrical effects in orbital magnetic susceptibility,” *Phys. Rev. B* **91**, 214405 (2015).
- [52] A. A. Burkov, “Negative longitudinal magnetoresistance in dirac and weyl metals,” *Phys. Rev. B* **91**, 245157 (2015).
- [53] Qi Chen and Gregory A. Fiete, “Thermoelectric transport in double-weyl semimetals,” *Phys. Rev. B* **93**, 155125 (2016).
- [54] Yang Gao, Shengyuan A. Yang, and Qian Niu, “Intrinsic relative magnetoconductivity of nonmagnetic metals,” *Phys. Rev. B* **95**, 165135 (2017).
- [55] A. A. Burkov, “Giant planar hall effect in topological metals,” *Phys. Rev. B* **96**, 041110 (2017).
- [56] E. V. Gorbar, V. A. Miransky, I. A. Shovkovy, and P. O. Sukhachov, “Anomalous thermoelectric phenomena in lattice models of multi-weyl semimetals,” *Phys. Rev. B* **96**, 155138 (2017).
- [57] Akihiko Sekine, Dimitrie Culcer, and Allan H. MacDonald, “Quantum kinetic theory of the chiral anomaly,” *Phys. Rev. B* **96**, 235134 (2017).
- [58] S. Nandy, Girish Sharma, A. Taraphder, and Sumanta Tewari, “Chiral anomaly as the origin of the planar hall effect in weyl semimetals,” *Phys. Rev. Lett.* **119**, 176804 (2017).
- [59] Girish Sharma, Christopher Moore, Subhodip Saha, and Sumanta Tewari, “Nernst effect in dirac and inversion-asymmetric weyl semimetals,” *Phys. Rev. B* **96**, 195119 (2017).
- [60] Girish Sharma, Pallab Goswami, and Sumanta Tewari, “Nernst and magnetothermal conductivity in a lattice model of weyl fermions,” *Phys. Rev. B* **93**, 035116 (2016).
- [61] Yi-Wen Wei, Chao-Kai Li, Jingshan Qi, and Ji Feng, “Magnetoconductivity of type-ii weyl semimetals,” *Phys. Rev. B* **97**, 205131 (2018).
- [62] Qiang Li, Dmitri E. Kharzeev, Cheng Zhang, Yuan Huang, I. Pletikoscic, A. V. Fedorov, R. D. Zhong, J. A. Schneeloch, G. D. Gu, and T. Valla, “Chiral magnetic effect in zrte_5 ,” *Nature Physics* **12**, 550 (2016).
- [63] Tian Liang, Jingjing Lin, Quinn Gibson, Satya Kushwaha, Minhao Liu, Wudi Wang, Hongyu Xiong, Jonathan A. Sobota, Makoto Hashimoto, Patrick S. Kirchmann, Zhi-Xun Shen, R. J. Cava, and N. P. Ong, “Anomalous hall effect in zrte_5 ,” *Nature Physics* **14**, 451–455 (2018).
- [64] Nitesh Kumar, Satya N. Guin, Claudia Felser, and Chandra Shekhar, “Planar hall effect in the weyl semimetal gdptbi ,” *Phys. Rev. B* **98**, 041103 (2018).
- [65] J. Yang, W. L. Zhen, D. D. Liang, Y. J. Wang, X. Yan, S. R. Weng, J. R. Wang, W. Tong, L. Pi, W. K. Zhu, and C. J. Zhang, “Current jetting distorted planar Hall effect in a Weyl semimetal with ultrahigh mobility,” arXiv e-prints, arXiv:1807.06229 (2018), arXiv:1807.06229 [cond-mat.mtrl-sci].
- [66] Tian Liang, Jingjing Lin, Quinn Gibson, Tong Gao, Max Hirschberger, Minhao Liu, R. J. Cava, and N. P. Ong, “Anomalous nernst effect in the dirac semimetal cd_3as_2 ,” *Phys. Rev. Lett.* **118**, 136601 (2017).
- [67] Zhenzhao Jia, Caizhen Li, Xinqi Li, Junren Shi, Zhimin Liao, Dapeng Yu, and Xiaosong Wu, “Thermoelectric signature of the chiral anomaly in cd_3as_2 ,” *Nature Communications* **7**, 13013 (2016).
- [68] N.W. Ashcroft and N.D. Mermin, *Solid State Physics*, HRW international editions (Holt, Rinehart and Winston, 1976).
- [69] Ganesh Sundaram and Qian Niu, “Wave-packet dynamics in slowly perturbed crystals: Gradient corrections and berry-phase effects,” *Phys. Rev. B* **59**, 14915–14925 (1999).

- [70] Dam Thanh Son and Naoki Yamamoto, “Kinetic theory with berry curvature from quantum field theories,” *Phys. Rev. D* **87**, 085016 (2013).
- [71] Di Xiao, Junren Shi, and Qian Niu, “Berry phase correction to electron density of states in solids,” *Phys. Rev. Lett.* **95**, 137204 (2005).
- [72] C. Duval, Z. Horvath, P. A. Horvathy, L. Martina, and P. C. Stichel, “Berry phase correction to electron density in solids and exotic dynamics,” *Modern Physics Letters B* **20**, 373–378 (2006).
- [73] Carlo Jacoboni, *Theory of electron transport in semiconductors : a pathway from elementary physics to nonequilibrium green functions* (Springer, Berlin, 2010).
- [74] A. A. Burkov, “Anomalous hall effect in weyl metals,” *Phys. Rev. Lett.* **113**, 187202 (2014).
- [75] Pallab Goswami and Sumanta Tewari, “Axionic field theory of (3 + 1)-dimensional weyl semimetals,” *Phys. Rev. B* **88**, 245107 (2013).
- [76] Lars Onsager, “Reciprocal relations in irreversible processes. i.” *Phys. Rev.* **37**, 405–426 (1931).
- [77] H. B. G. Casimir, “On onsager’s principle of microscopic reversibility,” *Rev. Mod. Phys.* **17**, 343–350 (1945).
- [78] Philippe Jacquod, Robert S. Whitney, Jonathan Meair, and Markus Büttiker, “Onsager relations in coupled electric, thermoelectric, and spin transport: The tenfold way,” *Phys. Rev. B* **86**, 155118 (2012).
- [79] C. J. Tabert, J. P. Carbotte, and E. J. Nicol, “Optical and transport properties in three-dimensional dirac and weyl semimetals,” *Phys. Rev. B* **93**, 085426 (2016).
- [80] J. P. Carbotte, “Dirac cone tilt on interband optical background of type-i and type-ii weyl semimetals,” *Phys. Rev. B* **94**, 165111 (2016).
- [81] Vladimir A. Zyuzin, “Magnetotransport of weyl semimetals due to the chiral anomaly,” *Phys. Rev. B* **95**, 245128 (2017).
- [82] Alberto Cortijo, “Linear magnetochiral effect in weyl semimetals,” *Phys. Rev. B* **94**, 241105(R) (2016).
- [83] S.-K. Yip, “Kinetic equation and magneto-conductance for Weyl metal in the clean limit,” ArXiv e-prints (2015), [arXiv:1508.01010](https://arxiv.org/abs/1508.01010) [cond-mat.str-el].
- [84] Daniel V. Schroeder Michael E. Peskin, *An Introduction to Quantum Field Theory* (2005).
- [85] A. A. Burkov, M. D. Hook, and Leon Balents, “Topological nodal semimetals,” *Phys. Rev. B* **84**, 235126 (2011).
- [86] S. Das Sarma, E. H. Hwang, and Hongki Min, “Carrier screening, transport, and relaxation in three-dimensional dirac semimetals,” *Phys. Rev. B* **91**, 035201 (2015).