

# Multi-objective optimization to explicitly account for model complexity when learning Bayesian Networks

Paolo Cazzaniga<sup>1,2</sup>, Marco S. Nobile<sup>1,3</sup>, Daniele Ramazzotti<sup>4</sup>

<sup>1</sup>SYSBIO.IT Centre of Systems Biology, Milan, Italy

<sup>2</sup>Department of Human and Social Sciences, University of Bergamo, Bergamo, Italy

<sup>3</sup>Department of Informatics, Systems and Communication, University of Milan-Bicocca, Milan, Italy

<sup>4</sup>Department of Pathology, Stanford University, CA, USA

Bayesian Networks have been widely used in the last decades in many fields, to describe statistical dependencies among random variables. In general, learning the structure of such models is a problem with considerable theoretical interest that still poses many challenges. On the one hand, this is a well-known NP-complete problem, which is practically hardened by the huge search space of possible solutions. On the other hand, the phenomenon of I-equivalence, i.e., different graphical structures underpinning the same set of statistical dependencies, may lead to multimodal fitness landscapes further hindering maximum likelihood approaches to solve the task. Despite all these difficulties, greedy search methods based on a likelihood score coupled with a regularization term to account for model complexity, have been shown to be surprisingly effective in practice. In this paper, we consider the formulation of the task of learning the structure of Bayesian Networks as an optimization problem based on a

likelihood score. Nevertheless, our approach do not adjust this score by means of any of the complexity terms proposed in the literature; instead, it accounts directly for the complexity of the discovered solutions by exploiting a multi-objective optimization procedure. To this extent, we adopt NSGA-II and define the first objective function to be the likelihood of a solution and the second to be the number of selected arcs. We thoroughly analyze the behavior of our method on a wide set of simulated data, and we discuss the performance considering the goodness of the inferred solutions both in terms of their objective functions and with respect to the retrieved structure. Our results show that NSGA-II can converge to solutions characterized by better likelihood and less arcs than classic approaches, although paradoxically frequently characterized by a lower similarity to the target network.

**Index Terms**—Bayesian Networks, Structure Learning, Regularization, Evolutionary Computation, Genetic Algorithms, NSGA-II

## I. INTRODUCTION

**B**AYESIAN Networks (BNs) [1] are a widely used model to succinctly describe the statistical dependencies among random variables. Their applications are manifold, ranging from diagnostics, discovery of gene regulatory networks, genetic programming and many other tasks [2]–[11]. However, learning the structure of a Bayesian Network is a non trivial task and still poses many challenges, both from a theoretical and practical standpoint. The state-of-the-art approaches to tackle this problem are mainly of two kinds<sup>1</sup>. The *constraint-based* techniques, where the Bayesian Network is formalized as a set of relations of conditional dependency among random variables to be, in turn, learned. This methods typically provide a *causal* interpretation of the underlying structure [12]. The *score-based* techniques, which do not attempt to give any causal interpretation to the network, but reformulate the task as an optimization problem with a fitness function usually based on likelihood adjusted with a complexity term [1], [13]. Regardless of the approach employed to learn a Bayesian Network, this is a well-known NP-complete problem, due to the huge search space of possible solutions, which effectively

prevents any exhaustive search for networks with more than a few nodes [14], [15].

This problem is also hardened by the phenomenon of I-equivalence, i.e., different graphical structures that can underpin the same set of statistical dependencies, which may lead to multimodal fitness landscapes, further complicating maximum likelihood approaches. Because of this, any method for structure learning of Bayesian Networks may converge to a set of equivalent optimal networks that, albeit structurally different, subsume the same induced distribution over the variables [1].

Despite all the difficulties mentioned above, greedy search methods based on a likelihood score coupled with a regularization term to account for the model complexity, have been shown to be surprisingly effective in practice [13], [16], [17]. In this work, we introduce a novel methodology that can be placed within the score-based approaches, and we frame the task of learning the structure of a Bayesian Network as an optimization problem. Nevertheless, in our formulation, we do not make use of a score composed by both a likelihood term and a regularization to penalize complexity; instead, in this work we propose a novel approach that directly accounts for the complexity of the solutions by means of a multi-objective optimization technique. Specifically, we adopt the Non-dominated Sorting Genetic Algorithm (NSGA-II) [18], which is a multi-objective optimization algorithm. In partic-

<sup>1</sup>Recently, hybrid approaches, e.g., combining the two classic formulations, have been developed. This third kind of models can be very effective in domain specific contexts, but, for the sake of clarity, here we focus on the classic formulations of the problem of learning the structure of BNs [1].

ular, we define two competing objective functions: the first objective is the likelihood of a solution (to be maximized), while the second objective is the number of selected arcs (to be minimized).

The paper is structured as follows. In Section II we provide a brief background on the main concepts regarding Bayesian Networks and we present our optimization scheme for structure learning. Afterwards, in Section III, we present the results on a wide set of simulated data and we discuss the performance of our method by considering the quality of the inferred solutions both in terms of their objective functions and with respect to the retrieved structure, as for the causal interpretation of the networks. Finally, in Section IV we conclude with some final remarks and directions for future extensions of this work.

## II. METHODS

In this Section we provide the theoretical background of our work and we describe our method. First, we provide a formal definition of BNs and of the optimization problem; then, we define all the background concept behind multi-objective optimization strategies.

### A. Bayesian Networks and structure learning

A Bayesian Network (BN) [1] is a probabilistic graphical model describing a set of variables and their conditional dependencies by means of a directed acyclic graph (DAG). More precisely, let  $G = (V, E)$  be a directed acyclic graph with nodes  $V$  and arcs connecting the nodes  $E$ . The nodes in the DAG represent a set of random variables  $\{v_1, \dots, v_n\} \in V$ . The structure of the DAG in turn induces a probability distribution over its nodes  $\{v_1, \dots, v_n\}$ :

$$\mathcal{P}(v_1, \dots, v_n) = \prod_{v_i=1}^n \mathcal{P}(v_i \mid \pi_i), \quad \mathcal{P}(v_i \mid \pi_i) = \theta_{v_i \mid \pi_i},$$

where  $\pi_i = \{v_j \mid v_j \rightarrow v_i \in V\}$  are  $v_i$ 's parents in the DAG, and  $\theta_{v_i \mid \pi_i}$  is a probability density function.

Let now  $D$  be a dataset of sample size  $m$  observations for the  $n$  above mentioned random variables. Then, we can define the log-likelihood of the BN as:

$$LL(D|G) = \log \mathcal{P}(D \mid G, \theta).$$

However, such likelihood function is known to be monotonically increasing toward more complex solutions, that is, given an arbitrary network structure, adding arcs to it does not reduce its likelihood, hence leading to overfit [1], [19]. To reduce this problem when estimating the quality of a given network structure, the log likelihood of the network is usually coupled with a regularization score  $R(G)$  to penalize complex models over sparser ones:

$$LL(D|G) = \log \mathcal{P}(D \mid G, \theta) - R(G).$$

The regularization term  $R(G)$  is a penalty term for the number of parameters in the model and the size of the data. Specifically, being  $m$  the number of samples, two broadly used scores are the Akaike information criterion (AIC) [20] where

$R(G) = |G|$  and the Bayesian information criterion (BIC) [21] where  $R(G) = \frac{|G|}{2} \log m$ .

The problem of learning the structure of BNs can be framed as an optimization problem where the goal is to maximize the likelihood of the data while minimizing its complexity with respect to the network's structure. This problem is known to be NP-complete [15], although greedy procedures such as hill climbing or taboo search on likelihood scores coupled with a regularization term have been shown to be surprisingly effective to solve it [1].

The regularization term is generally effective to obtain BNs characterized by high likelihood and a controlled number of arcs, but it may prevent meaningful solutions from being considered when the relative increment in the likelihood function when adding arcs is not high enough to counterbalance the penalization due to the regularization term. In this paper we present an approach to explicitly account for model complexity when learning Bayesian Networks by means of multi-objective optimization, where we simultaneously characterize high likelihood solutions (objective function 1) and low model complexity (objective function 2).

### B. Population-based optimization methods

a) *Single-objective Optimization:* Genetic Algorithms (GAs) are global search meta-heuristics inspired by the mechanisms of natural selection [22]. In GAs, a population  $\mathcal{P}$  of candidate solutions (the individuals) iteratively evolves as a consequence of simulated selection, mutation and crossover mechanisms, converging to the global optimum with respect to a given fitness function  $f$ .

GAs are widespread in scientific research since they are characterized by a well-known convergence theorem named *schema theorem*, proving that the presence of a schema (that is, a template of solutions) in the population that positively affects the fitness values, increases exponentially generation after generation. In particular, GAs were shown to be effective for Bayesian Network learning, both in the case of available and not available *a priori* knowledge about nodes' ordering [23], [24]. In the context of BNs inference, the population  $\mathcal{P}$  is usually composed of  $n$  randomly created binary strings, representing linearized adjacency matrices of candidate Bayesian Networks with  $K$  nodes.

The individuals in  $\mathcal{P}$  undergo an iterative process whereby three genetic operators, i.e., selection, crossover and mutation, are applied in sequence to simulate the evolution process, which results in a new population of possibly improved solutions. During the selection process, individuals from  $\mathcal{P}$  are chosen, using a fitness-dependent sampling procedure [25]. The crossover operator is then applied, with a user-defined probability  $p_\chi$ , to recombine the structures of two promising parents taken from  $\mathcal{P}'$  into new and improved offsprings. Finally, the mutation operator is used to introduce new genetic materials in the population allowing a further exploration of the search space. The mutation operator replaces by flipping an arbitrary bit of the individual, with a probability  $p_\mu$ .

It is worth noting that, in the case of ordered nodes, both crossover and mutation are *closed* operators, because the

resulting offsprings always encode valid DAGs. To the aim of ensuring a consistent population of individuals throughout the generations, in the case of unordered nodes the two operators are followed by a correction procedure, in which the candidate Bayesian Network is analyzed to identify the presence of invalid cycles. Alternative representations of BNs [26], tailored for evolutionary methods and designed to prevent the creation of cycles in the graph as a result of the genetic operators, have been proposed in the literature but, for the sake of simplicity, they will not be considered in this paper. For further information about the correction phase exploited in this work, we refer the interested reader to [24].

*b) Multi-objective Optimization:* GAs aim to the identification of the global optimum of a given fitness function. For this reason, they are not suitable for the simultaneous optimization of multiple (possibly opposing) criteria  $f_1, f_2, \dots, f_\Omega$ , where  $\Omega \geq 2$ . This might be the case of Bayesian Networks inference, since we implicitly aim to simultaneously maximizing the likelihood ( $f_1$ ) while keeping the connectivity of the network as reduced as possible ( $f_2$ ). Although regularizers such as AIC or BIC provide powerful heuristics to reduce the Bayesian Network inference to a single-objective problem, in this paper we also consider a radically different approach based on evolutionary algorithms able to support multi-objective optimization (MOO) [27]. This class of algorithms aims at the identification of the Pareto front of non-dominated solutions, that is, the set of optimal solutions that cannot be further improved without affecting one of the fitness values. Formally, MOO algorithms are based on the notion of domination: an individual  $y_1 \in \mathcal{P}$  *dominates*<sup>2</sup> another individual  $y_2 \in \mathcal{P}$  if:

- $f_i(y_1) \geq f_i(y_2)$  for all  $i = 1, \dots, \Omega$ ;
- $f_j(y_1) > f_j(y_2)$  for at least one index  $j$  in  $1, \dots, \Omega$ .

Given an arbitrary population, a ranking of non-dominated solutions can be created using the following procedure:

- a variable  $s \in \mathbb{N}$  is initialized to 1;
- all individuals belonging to the non-dominated front are identified and copied from  $\mathcal{P}$  to a set  $\mathcal{D}_s$ ;
- $s$  is incremented by 1 and  $\mathcal{P}$  is replaced by  $\mathcal{P} \setminus \mathcal{D}_s$ ;
- the process iterates until  $\mathcal{P} = \emptyset$ .

The ranking of dominated / dominating solutions is essential for the functioning of MOO algorithms. In the context of MOO, the most widespread methodology is the Non-dominated Sorting Genetic Algorithm (NSGA-II) [18]. NSGA-II is an elitist method, notably characterized by a computational complexity of  $\mathcal{O}(\Omega Q^2)$ , where  $\Omega$  is the number of objectives ( $\Omega = 2$  in this work) and  $Q$  is the population size.

NSGA-II's functioning can be sketched as follows. The algorithm starts by randomly generating a population  $\mathcal{P}$  of  $n$  individuals and a new offspring population  $\mathcal{P}''$ . Then, since NSGA-II is an elitist method, it creates a temporary population  $\mathcal{U} = \mathcal{P} \cup \mathcal{P}''$ . The individuals belonging to the best non-dominated sets in  $\mathcal{U}$  are progressively inserted into a novel population  $\mathcal{P}$ , until exactly  $n$  individuals are selected. During

this process, however, the  $j$ -th non-dominated sets  $\mathcal{D}_j$  might have more individuals than necessary (i.e.,  $|\mathcal{P}| + |\mathcal{D}_j| > n$ ). In such a case, NSGA-II creates a further ranking of the individuals in  $\mathcal{D}_j$  using a crowded-comparison operator  $\prec_n$ , which calculates the crowding distance of each putative solution [18]. By using the crowding ranking, NSGA-II deterministically selects the most “diverse” solutions, trying to maintain a high level of diversity in the population, and completes the new population.

Similarly to other evolutionary methods, NSGA-II iterates until a halting criterion is verified, e.g., after a fixed number of generations.

### III. RESULTS

In order to compare the performances of BN learning using NSGA-II with respect to classic HC combined with BIC or AIC regularization—which is typically exploited to learn BN structures [1]—we generated a set of networks with  $n = 15$  variables and random (different) structural characteristics. The probability distributions induced by such networks were exploited to generate multiple datasets characterized by an increasing number of samples ( $m = 50, 100, 500$ ) for the observed variables, which were later used to assess the log-likelihood during the inference processes (i.e., fitness evaluations). For each dataset, we performed multiple tests with increasing amounts of noise (i.e., random flipping in the observation matrices) to model any potential source of errors that can naturally occur during an experimental data collection; specifically, we considered a noise level equal to 0%, 10%, 20%. Finally, we employed 3 different levels of density (0.2, 0.5, 0.8), i.e. number of edges with respect to number of variables.

We obtained a total of 27 different scenarios by combining the sample size, density and noise levels; for each scenario, we performed 50 independent repetitions of the BN inference using NSGA-II, for a total of 50 runs, in order to collect statistically significant results.

For the sake of clarity, we report here only a subset of the results but we describe the emerging trends evidenced by all the obtained results. As a matter of fact, the results concerning the density level equal to 0.5 are not shown as they are similar to those achieved in the case of density level equal to 0.2. In each figure we plot and compare the mean and standard deviation of the results achieved by NSGA-II and HC with a specific density, sample size and noise level configuration. In all figures, the results corresponding to NSGA-II are denoted by circles (characterized by a color gradient from red to green); the solutions identified by BIC are denoted by a blue square; the solutions identified by AIC are denoted by a purple diamond; the ground truth is always shown as a black star. All figures are composed of three panels. The left panel shows a comparison of the two objective functions (i.e., log-likelihood and BIC score), so that the solutions identified from BIC and AIC can be directly compared to the Pareto front identified by NSGA-II. Since a Pareto front is a set with variable cardinality, determining the “average” front produced by the optimization algorithm is a challenging task. In order to tackle this issue, for

<sup>2</sup>In this case, we assume that all objectives must be maximized. This formalization of domination can be straightforwardly modified to consider the case of the minimization of (a subset of) the objectives.

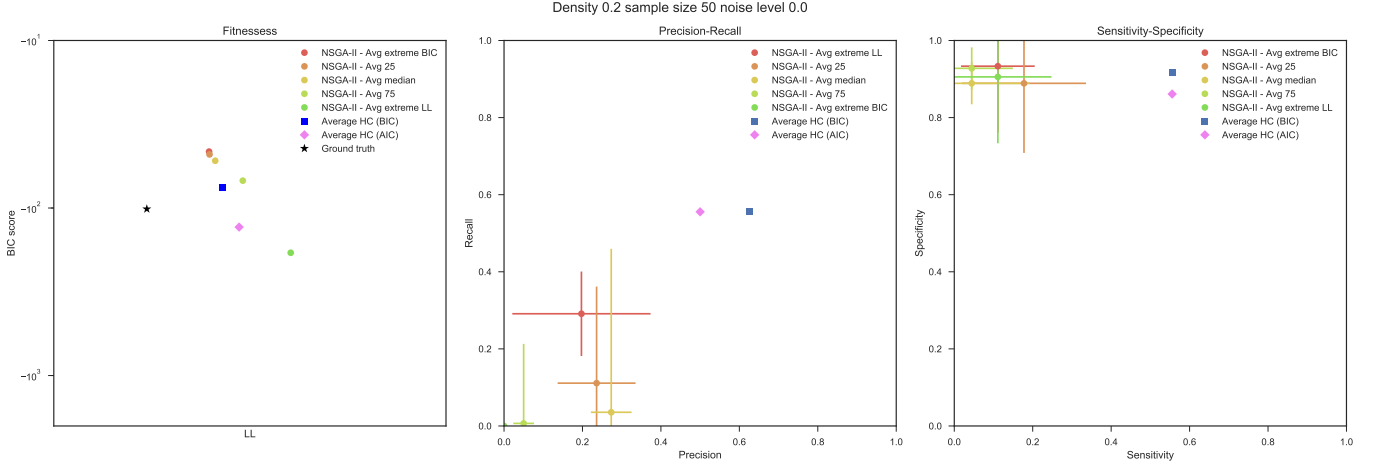


Fig. 1. Results of the BN learning in the case of networks with density equal to 0.2, 50 samples and 0% noise. Comparison of the the objective functions (left), precision–recall (center), sensitivity–specificity (right) of the solutions. The solutions found by NSGA-II dominate, on average, those found by HC. However, the solutions found by NSGA-II are characterized by very low precision and recall, although they have very high specificity.

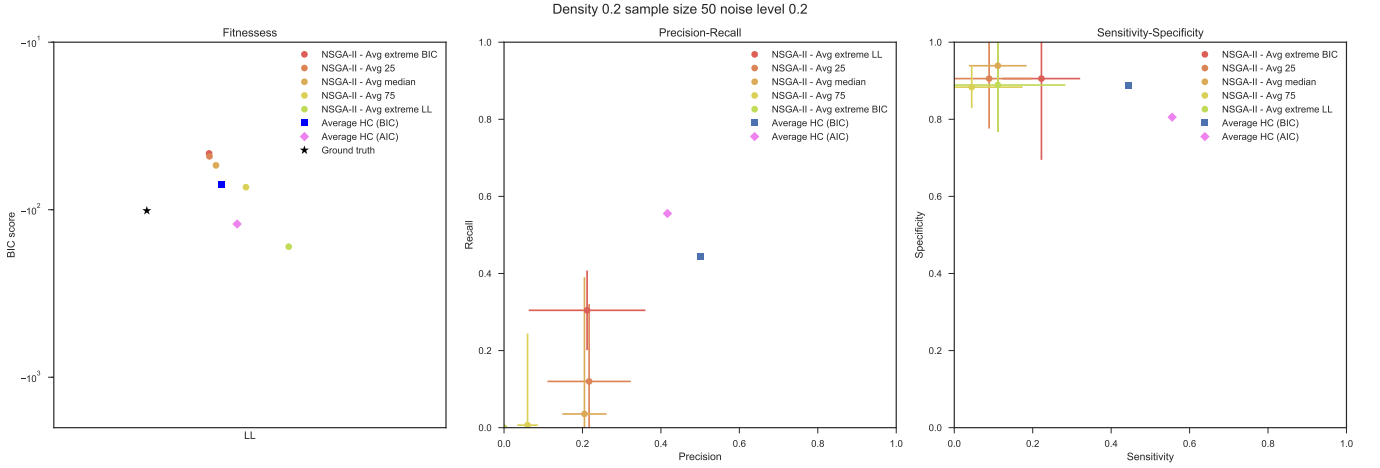


Fig. 2. Results of the BN learning in the case of networks with density equal to 0.2, 50 samples and 20% noise. Comparison of the the objective functions (left), precision–recall (center), sensitivity–specificity (right) of the solutions. The solutions found by NSGA-II dominate, on average, those found by HC. However, the solutions found by NSGA-II are characterized by very low precision and recall, although they have very high specificity. The higher noise deteriorates HC’s performances, while NSGA-II seems to be more robust.

each NSGA-II run we determine the extreme solutions along with the quartiles, which are shown as circles with a color gradient from red to green (corresponding, respectively, to the optimal solutions with respect to objective functions  $f_1$ , i.e., the likelihood, and  $f_2$ , i.e., arcs in the network). The center and right panels show the precision-recall and the sensitivity-specificity of the identified solutions, respectively.

In Figure 1 (left panel) we show the comparison of the “average” Pareto front produced by NSGA-II against BIC and AIC, in the case of networks characterized by a low number of edges (density equal to 0.2), by using a dataset with 50 samples and no noise. This result shows that the Pareto front largely dominate the solutions found by both BIC and AIC. It is worth noting that all algorithms converged to solutions having a log-likelihood higher than the ground truth.

Even though NSGA-II outperforms the other methods— from the point of view of objective functions optimization—

the statistical analysis of the structural features shows that AIC and BIC lead to better fitting solutions. In particular, the central panel of Figure 1 shows that in all cases, the solutions of the “average” Pareto front are characterized by lower precision-recall values with respect to those identified by BIC and AIC. The right panel shows that, on the one hand, the sensitivity of the solutions in the Pareto front is always lower than BIC and AIC; on the other hand, the specificity of all solutions is comparable. From this perspective, BIC leads to higher precision, recall and specificity. Due to the pressure introduced by the BIC regularizer, HC iteratively determines the edges leading to the highest increment in the likelihood score, and adds those edges to the BN. Thus, this heuristic seems to be more effective in identifying correct edges, even though it can affect the overall recall. On the contrary, NSGA-II proceeds by random mutations, so that groups of edges—which would be discarded by HC as they slightly affect the

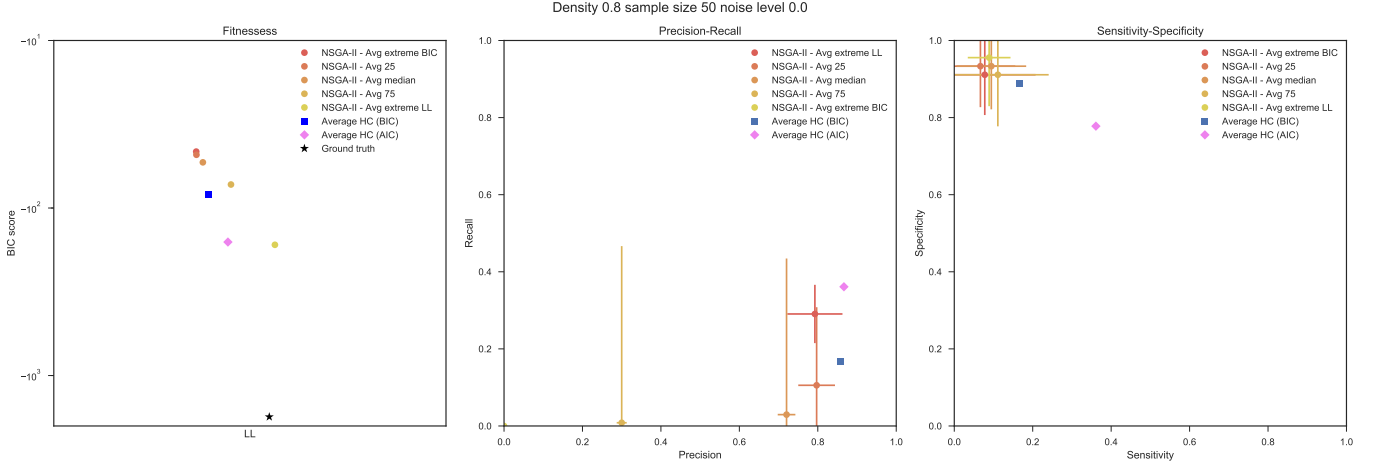


Fig. 3. Results of the BN learning in the case of networks with density equal to 0.8, 50 samples and 0% noise. Comparison of the the objective functions (left), precision–recall (center), sensitivity–specificity (right) of the solutions. The solutions found by NSGA-II dominate, on average, those found by HC. However, with high density, the solutions found by NSGA-II are characterized by high precision, recall, and specificity, with performances similar to HC.

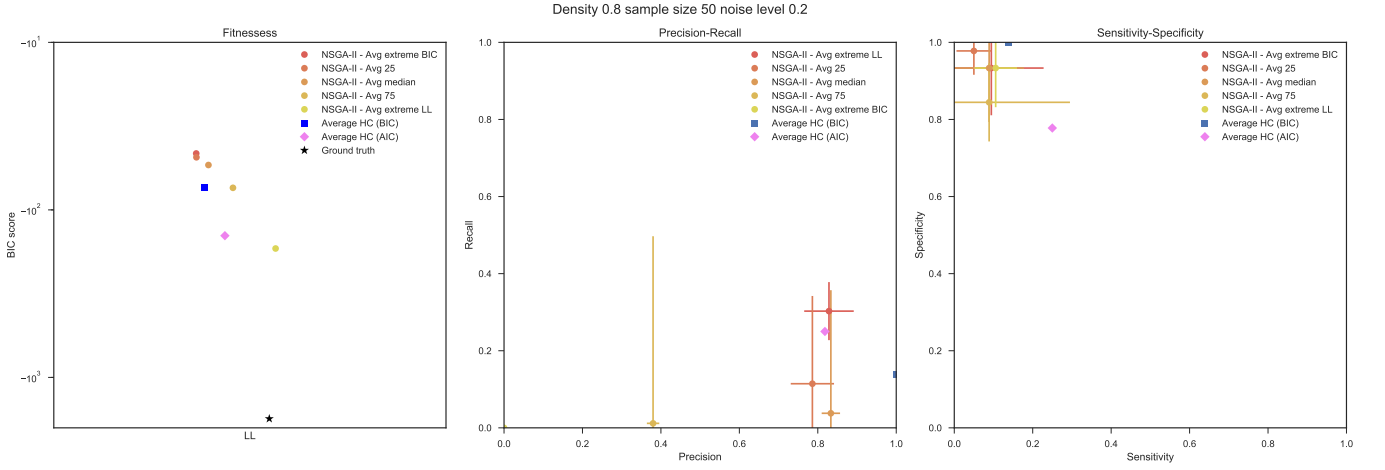


Fig. 4. Results of the BN learning in the case of networks with density equal to 0.8, 50 samples and 20% noise. Comparison of the the objective functions (left), precision–recall (center), sensitivity–specificity (right) of the solutions. The solutions found by NSGA-II dominate, on average, those found by HC. However, with high density, the solutions found by NSGA-II are characterized by high precision, recall, and specificity, with performances similar to HC.

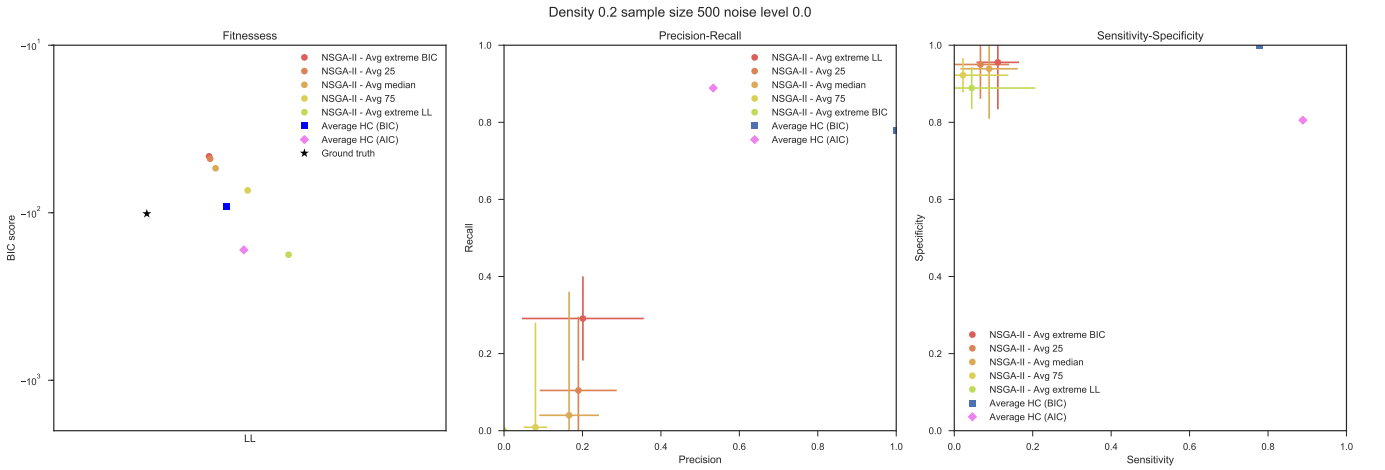


Fig. 5. Results of the BN learning in the case of networks with density equal to 0.2, 500 samples and 0% noise. Comparison of the the objective functions (left), precision–recall (center), sensitivity–specificity (right) of the solutions. It is worth noting that both approaches (NSGA-II and HC) lead to solutions characterized by better likelihood, and less arcs, than the ground truth.

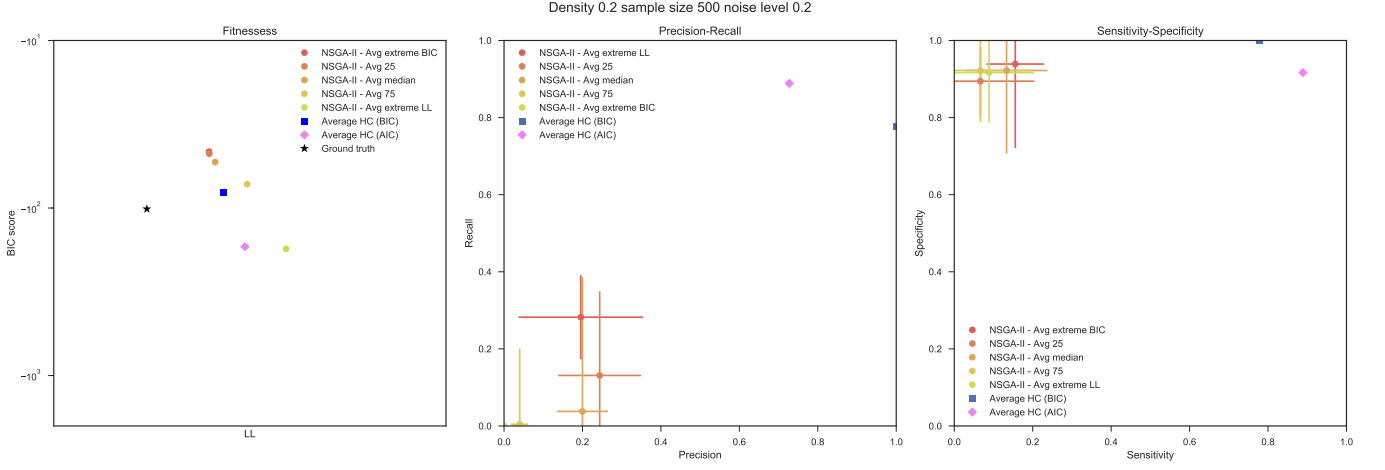


Fig. 6. Results of the BN learning in the case of networks with density equal to 0.2, 500 samples and 20% noise. Comparison of the the objective functions (left), precision–recall (center), sensitivity–specificity (right) of the solutions. It is worth noting that both approaches (NSGA-II and HC) lead to solutions characterized by better likelihood, and less arcs, than the ground truth. Compared to Figure 5, noise does not seem to affect NSGA-II’s performances.

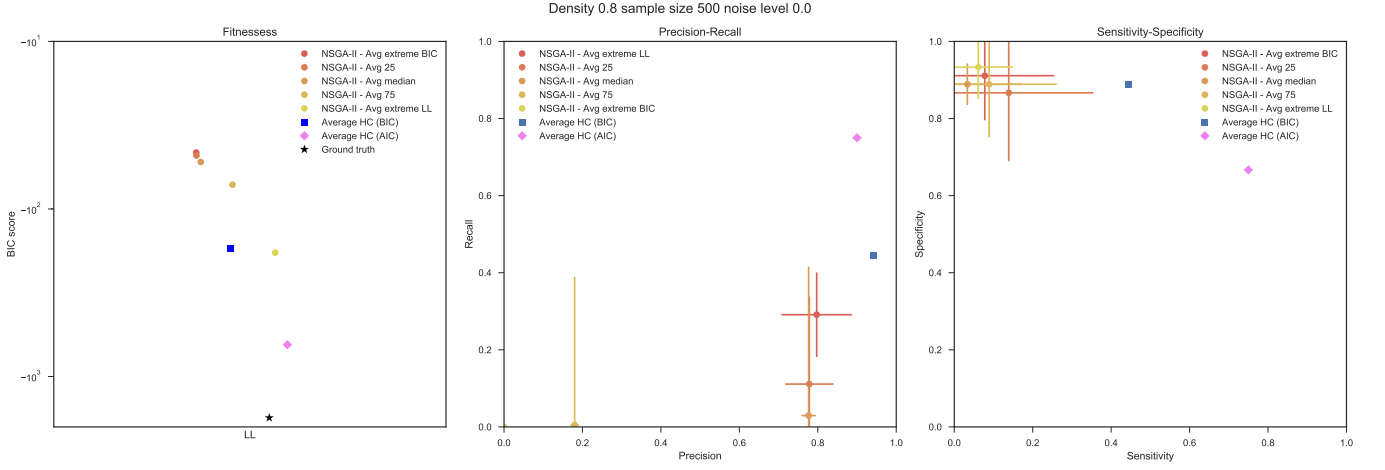


Fig. 7. Results of the BN learning in the case of networks with density equal to 0.8, 500 samples and 0% noise. Comparison of the the objective functions (left), precision–recall (center), sensitivity–specificity (right) of the solutions. In this case, HC with AIC was able to converge to a solution with better likelihood and less arcs than both the ground truth and NSGA-II.

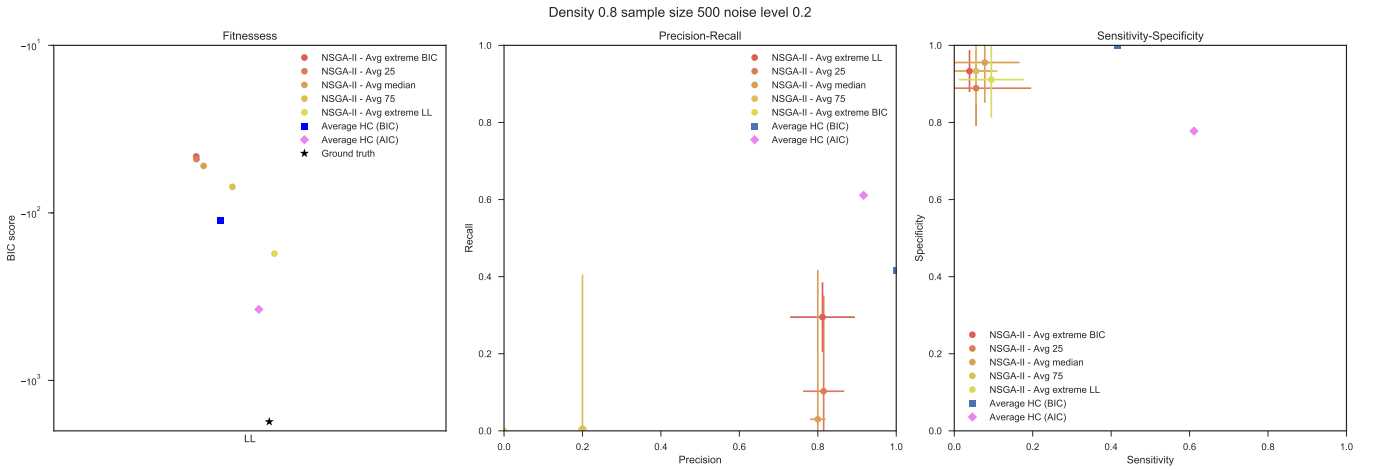


Fig. 8. Results of the BN learning in the case of networks with density equal to 0.8, 500 samples and 20% noise. Comparison of the the objective functions (left), precision–recall (center), sensitivity–specificity (right) of the solutions. Compared to Figure 7, noise does not seem to affect NSGA-II’s performances, while it affected HC.

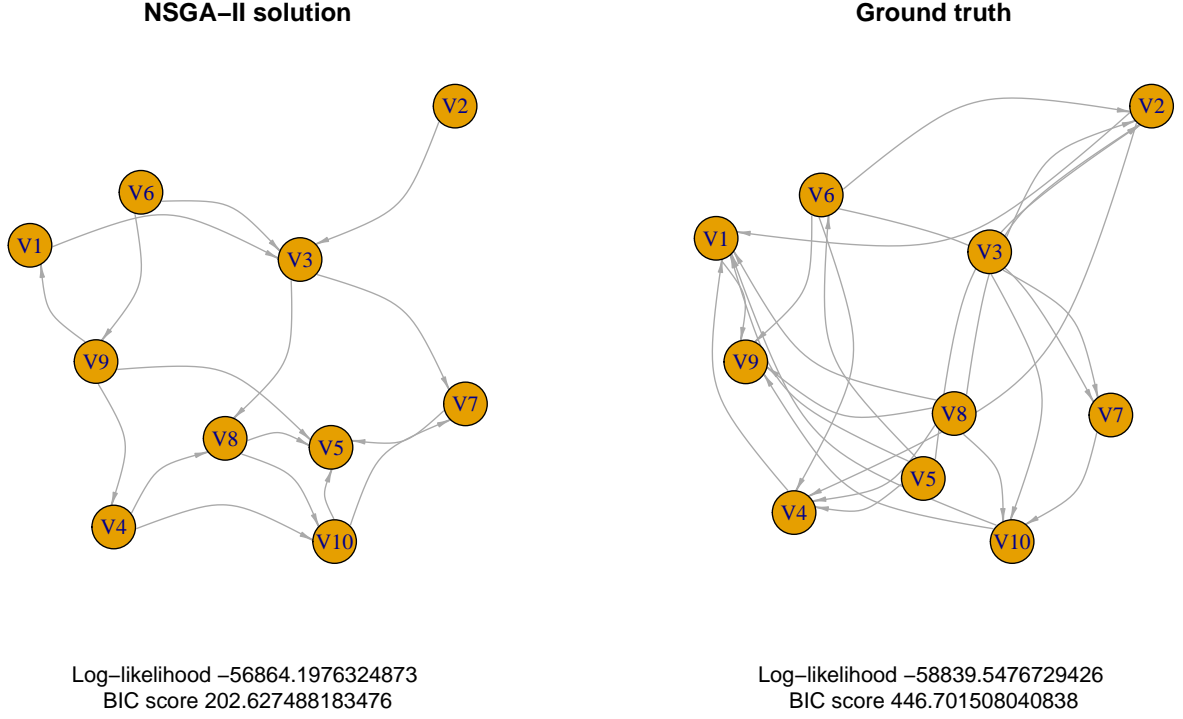


Fig. 9. Comparison of a BN identified by NSGA-II (on the left) against the ground truth (on the right). The network optimized by the evolutionary algorithm is characterized by less edges (16 instead of 23) and better likelihood. Hence, it represents a dominating solution even with respect to the ground truth.

overall likelihood score if added one by one to a solution—can be nevertheless added to the candidate solution. These erroneous edges (with respect to the unknown underlying BN), can lead to high fitness values and can be numerically small, leading to lower values of  $f_2$  even with respect to the ground truth. Similar results have been achieved in the case of density equal to 0.2, 50 samples and 10% noise (data not shown).

Figure 2 shows the results of tests executed in the case of a noise level equal to 20% in the dataset. Interestingly, all algorithms performed similarly to the previous case, even though BIC dropped as recall (central panel) and sensitivity scores (right panel), suggesting that BIC can be less robust than AIC to noisy datasets.

Figure 3 shows the results concerning highly connected BNs (density level 0.8), in the case of datasets with 50 samples and no noise. In this condition, the performances of the three algorithms are similar, even though the Pareto front identified by NSGA-II dominates the solutions found by AIC and BIC (left panel). Interestingly, all algorithms identified solutions with fewer edges than the ground truth and similar likelihood. It is worth noting that NSGA-II also improves from the points of view of precision, reaching the levels of AIC and BIC (Figure 3, central panel), and specificity, outperforming both AIC and BIC (Figure 3, right panel).

The same observations hold when 20% noise is added to the dataset; the only difference with the previous results regards the solution identified by AIC, whose sensitivity and precision is slightly lower (see Figure 4).

The following set of tests were performed by considering 100 (data not shown) and 500 samples, employing the different

values of density and noise in the datasets listed above.

Figures 5 and 6 show the results obtained in the case of 500 samples, density 0.2 and different values of noise in the datasets (0% and 20%, respectively). As in the case of 50 samples, the Pareto front largely dominates the solutions found by both BIC and AIC (left panels); moreover, we still observe that the statistical analysis of the structural features shows that AIC and BIC lead to better fitting solutions, with increased values of precision-recall and sensitivity-specificity of the solutions (central and right panels). On the contrary, the values concerning the solutions achieved by NSGA-II are characterized by similar values of the 50 sample case.

Figures 7 and 8 show the results obtained when considering a network density equal to 0.8. In general, the results achieved in these tests are similar to those obtained in the case of datasets with 50 samples. However, we observe that the performances of NSGA-II are improved in this case and that only in the case of 20% noise in the dataset both the solutions of BIC and AIC are dominated by the Pareto front.

Finally, we show in Figure 9 a structural comparison of an optimal solution produced by NSGA-II (on the left) which completely dominates the ground truth (on the right). The structures of the two networks are radically different, sharing a few edges and thus explaining the low precision and recall scores observed in our results. Interestingly, some children nodes of the ground truth BN are identified as parents in the solution found by NSGA-II (e.g., variable  $V_2$ ) and vice versa (e.g., variable  $V_5$ ). We again stress the fact that, in real world scenarios, the structure of the ground truth is completely unknown, so that the log-likelihood represents the only viable

estimation of the quality of the putative solution. Thus, the individual found by NSGA-II would be accepted as an optimal solution to the problem.

#### IV. CONCLUSION

In this paper we presented a novel methodology for the inference of Bayesian networks based on NSGA-II, a multi-objective optimization algorithm. The use of NSGA-II to simultaneously optimize the likelihood and the number of arcs prevents the need for any heuristic to regularize the likelihood score.

The tests we performed provide evidence for the superiority of this optimization strategy and, in fact, NSGA-II is shown to be more effective in optimizing the two objective functions. However, it is interesting to note that, although characterized by dominated fitness values, the solutions obtained by regularizers such as BIC or AIC are typically closer to the structure of the (unknown) ground truth network that generated the dataset used as input for the optimization process. This state of affairs is explainable by the fact that the search strategy to solve the structural learning task of BNs comprising HC (or similar approaches) paired with a regularized likelihood score, is on the one hand conservative as it results in a low number of selected arcs leading to sparse solutions, but on the other hand, this approach guarantees the selection of only the handful of arcs that are more strongly supported by (that are contributing more to) the likelihood score. However, in real world scenarios, the objective functions represent the only available measures of the quality of the solutions and they are used to discriminate the optimal solution of the problem. These results suggest the complexity of the inference problem especially when BNs are used for their causal interpretation.

Moreover, NSGA-II is also shown to outperform AIC and BIC in the case of highly connected BNs, and it is more robust to noise in the observations, possibly due to the mutation operator which allows a better exploration of the space of feasible solutions preventing the premature convergence to local minima. Our results represent a step toward a better understanding of the limitations of likelihood-based approaches to be further investigated in future research.

Finally, NSGA-II is an effective algorithm for MOO, even though some improvements have been proposed in the latter years, notably NSGA-III [28] and m-ACO [29]. As a further extension of this work, we will investigate the effectiveness of alternative MOO algorithms for the problem of BNs learning, in order to identify the most effective approach for this peculiar task.

#### REFERENCES

- [1] D. Koller and N. Friedman, *Probabilistic graphical models: principles and techniques*. MIT press, 2009.
- [2] Y. Hasegawa and H. Iba, "A Bayesian network approach to program generation," *IEEE Transactions on Evolutionary Computation*, vol. 12, no. 6, pp. 750–764, 2008.
- [3] G. Caravagna, A. Graudenzi, D. Ramazzotti, R. Sanz-Pamplona, L. De Sano, G. Mauri, V. Moreno, M. Antonioti, and B. Mishra, "Algorithmic methods to infer the evolutionary trajectories in cancer progression," *Proceedings of the National Academy of Sciences*, vol. 113, no. 28, pp. E4025–E4034, 2016.
- [4] F. Bonchi, S. Hajian, B. Mishra, and D. Ramazzotti, "Exposing the probabilistic causal structure of discrimination," *International Journal of Data Science and Analytics*, vol. 3, no. 1, pp. 1–21, 2017.
- [5] R. Myte, B. Gylling, J. Häggström, J. Schneede, P. M. Ueland, G. Hallmans, I. Johansson, R. Palmqvist, and B. Van Guelpen, "Untangling the role of one-carbon metabolism in colorectal cancer risk: a comprehensive Bayesian network analysis," *Scientific reports*, vol. 7, p. 43434, 2017.
- [6] R. Gendelman, H. Xing, O. K. Mirzoeva, P. Sarde, C. Curtis, H. S. Feiler, P. McDonagh, J. W. Gray, I. Khalil, and W. M. Korn, "Bayesian network inference modeling identifies TRIB1 as a novel regulator of cell-cycle progression and survival in cancer cells," *Cancer research*, 2017.
- [7] Z.-q. Cai, P. Guo, S.-b. Si, Z.-m. Geng, C. Chen, and L.-l. Cong, "Analysis of prognostic factors for survival after surgery for gallbladder cancer based on a Bayesian network," *Scientific reports*, vol. 7, no. 1, p. 293, 2017.
- [8] R. McNally, P. Mair, B. Mugno, and B. Riemann, "Co-morbid obsessive-compulsive disorder and depression: a Bayesian network approach," *Psychological medicine*, vol. 47, no. 7, pp. 1204–1214, 2017.
- [9] X. Zhang, S. Branciamore, G. Gogoshin, A. S. Rodin, and A. D. Riggs, "Analysis of high-resolution 3D intrachromosomal interactions aided by Bayesian network modeling," *Proceedings of the National Academy of Sciences*, vol. 114, no. 48, pp. E10 359–E10 368, 2017.
- [10] G. Gao, B. Mishra, and D. Ramazzotti, "Causal data science for financial stress testing," *Journal of computational science*, vol. 26, pp. 294–304, 2018.
- [11] R. Agrahari, A. Foroushani, T. R. Docking, L. Chang, G. Duns, M. Hudoba, A. Karsan, and H. Zare, "Applications of Bayesian network models in predicting types of hematological malignancies," *Scientific reports*, vol. 8, no. 1, p. 6951, 2018.
- [12] J. Pearl, *Causality*. Cambridge university press, 2009.
- [13] J. A. Gámez, J. L. Mateo, and J. M. Puerta, "Learning Bayesian networks by hill climbing: efficient methods based on progressive restriction of the neighborhood," *Data Mining and Knowledge Discovery*, vol. 22, no. 1, pp. 106–148, 2011.
- [14] R. W. Robinson, "Counting unlabeled acyclic digraphs," *Combinatorial mathematics V*, vol. 622, no. 1977, pp. 28–43, 1977.
- [15] D. M. Chickering, "Learning Bayesian networks is NP-complete," *Learning from data: Artificial intelligence and statistics V*, vol. 112, pp. 121–130, 1996.
- [16] S. Beretta, M. Castelli, I. Goncalves, and D. Ramazzotti, "A quantitative assessment of the effect of different algorithmic schemes to the task of learning the structure of Bayesian networks," *arXiv preprint arXiv:1704.08676*, 2017.
- [17] D. Ramazzotti, M. S. Nobile, M. Antonioti, and A. Graudenzi, "Structural learning of probabilistic graphical models of cumulative phenomena," in *International Conference on Computational Science*. Springer, 2018, pp. 678–693.
- [18] K. Deb, A. Pratap, S. Agarwal, and T. Meyarivan, "A fast and elitist multiobjective genetic algorithm: NSGA-II," *IEEE transactions on evolutionary computation*, vol. 6, no. 2, pp. 182–197, 2002.
- [19] G. Caravagna, D. Ramazzotti, and G. Sanguinetti, "On learning the structure of Bayesian networks and submodular function maximization," *arXiv preprint arXiv:1706.02386*, 2017.
- [20] H. Akaike, "A new look at the statistical model identification," *IEEE transactions on automatic control*, vol. 19, no. 6, pp. 716–723, 1974.
- [21] G. Schwarz *et al.*, "Estimating the dimension of a model," *The annals of statistics*, vol. 6, no. 2, pp. 461–464, 1978.
- [22] J. H. Holland, *Adaptation in natural and artificial systems: an introductory analysis with applications to biology, control, and artificial intelligence*. U Michigan Press, 1975.
- [23] P. Larranaga, M. Poza, Y. Yurramendi, R. H. Murga, and C. M. H. Kuijpers, "Structure learning of Bayesian networks by genetic algorithms," *IEEE transactions on pattern analysis and machine intelligence*, vol. 18, no. 9, pp. 912–926, 1996.
- [24] D. Ramazzotti, M. S. Nobile, P. Cazzaniga, G. Mauri, and M. Antonioti, "Parallel implementation of efficient search schemes for the inference of cancer progression models," in *Computational Intelligence in Bioinformatics and Computational Biology (CIBCB)*, 2016 *IEEE Conference on*. IEEE, 2016, pp. 1–6.
- [25] T. Back, "Selective pressure in evolutionary algorithms: A characterization of selection mechanisms," in *Evolutionary Computation, 1994. IEEE World Congress on Computational Intelligence. Proceedings of the First IEEE Conference on*. IEEE, 1994, pp. 57–62.
- [26] C. De Stefano, F. Fontanella, and A. S. di Freca, "A novel mutation operator for the evolutionary learning of Bayesian networks," in *Evolutionary Computation (CEC), 2017 IEEE Congress on*. IEEE, 2017, pp. 1999–2006.



- [27] K. Miettinen, *Nonlinear multiobjective optimization*. Springer Science & Business Media, 2012.
- [28] Y. Yuan, H. Xu, and B. Wang, “An improved NSGA-III procedure for evolutionary many-objective optimization,” in *Proceedings of the 2014 Annual Conference on Genetic and Evolutionary Computation*. ACM, 2014, pp. 661–668.
- [29] I. Alaya, C. Solnon, and K. Ghedira, “Ant colony optimization for multi-objective optimization problems,” in *Tools with Artificial Intelligence, 2007. ICTAI 2007. 19th IEEE International Conference on*, vol. 1. IEEE, 2007, pp. 450–457.