

# Inferring Parameters Through Inverse Multiobjective Optimization

Chaosheng Dong, Bo Zeng

Department of Industrial Engineering, University of Pittsburgh, PA 15261, United States, chaosheng@pitt.edu, bzeng@pitt.edu.

Given a set of human's decisions that are observed, inverse optimization has been developed and utilized to infer the underlying decision making problem. The majority of existing studies assumes that the decision making problem is with a single objective function, and attributes data divergence to noises, errors or bounded rationality, which, however, could lead to a corrupted inference when decisions are tradeoffs among multiple criteria. In this paper, we take a data-driven approach and design a more sophisticated inverse optimization formulation to explicitly infer parameters of a multiobjective decision making problem from noisy observations. This framework, together with our mathematical analyses and advanced algorithm developments, demonstrates a strong capacity in estimating critical parameters, decoupling "interpretable" components from noises or errors, deriving the denoised *optimal* decisions, and ensuring statistical significance. In particular, for the whole decision maker population, if suitable conditions hold, we will be able to understand the overall diversity and the distribution of their preferences over multiple criteria, which is important when a precise inference on every single decision maker is practically unnecessary or infeasible. Numerical results on a large number of experiments are reported to confirm the effectiveness of our unique inverse optimization model and the computational efficacy of the developed algorithms.

*Key words:* utility estimation; inverse optimization; statistical inference; ADMM; clustering

## 1. Introduction

In business and management practice, a fundamental issue is to interpret the observed individuals' behaviors and decisions, and then to develop a sound understanding (or inference) on their underlying desires, utility functions, restrictions and overall decision making schemes. Such information or knowledge, if derived appropriately, should be of a great value to enterprises and organizations in promoting better interactions with their stakeholders and achieving a stronger performance. For example, many studies have been done to help the system planner to infer, based on the observed traffic counts on every road link, the traffic volume for every origin and destination pair in a road network. Such inferred information will be used to support new link constructions or capacity expansions with better traffic performance (Yang et al. 1992). Actually, as digital devices are widely deployed and intensively utilized in various business and operations generating abundant data, this

issue has become more critical and the associated opportunities are actively explored among many emerging businesses and practices, such as designing a demand response program in a smart grid and inventory management of e-commercial companies.

A common assumption made in the literature is that people are rational, i.e., they acquire and carry out optimal decisions in their decision making problems. Then, the inference problem with observed data (i.e., decisions) is often formulated as an inverse optimization problem (IOP) (Troutt et al. 2006, Keshavarz et al. 2011, Bertsimas et al. 2015, Aswani et al. 2015, Esfahani et al. 2018) to estimate parameters of the underlying decision making problem (DMP), e.g., those in the utility function or in constraints. The basic idea is that with the estimated parameters, which consist of the solution of an IOP, the DMP's expected outcome should closely match the observations. Conventionally, the inference on parameters through inverse optimization is based on a single observed decision (Ahuja and Orlin 2002, Heuberger 2004, Deaconu 2008, Güler and Hamacher 2010). As more and more data become observable and available, the majority of recent papers adopt the data-driven strategy that directly handles many original observational data with little subjective presumptions. In particular, note that a large amount of observational data unavoidably contain errors, variances or noises. Recent formulations relax the aforementioned assumption and explicitly consider the noisy data issue under different names, e.g., the issue of data inconsistency, imperfect information, suboptimal or approximation solutions (Dempe and Lohse 2006, Troutt et al. 2006, Keshavarz et al. 2011, Bertsimas et al. 2015, Aswani et al. 2015, Esfahani et al. 2018).

Specifically, as in Dempe and Lohse (2006), Keshavarz et al. (2011), Bertsimas et al. (2015), Aswani et al. (2015), Esfahani et al. (2018), considering a situation where a decision  $y_i$  (with respect to an input signal  $u_i$ ) for each  $i \in [N]$  is observed and recorded, the IOP model can be formulated to minimize an empirical loss as in the following:

$$\min_{\theta \in \Theta} \frac{1}{N} \sum_{i=1}^N l_{\theta}(u_i, y_i), \quad (1)$$

where  $\theta$  denotes the parameters to be estimated and  $\Theta$  is the associated domain, and  $l_{\theta}(u_i, y_i)$  is a loss function that captures the discrepancy between the model inferred from data and the actual model. Among a few loss functions, a typical one is the quadratic loss function, i.e.,

$$l_{\theta}(u_i, y_i) = \min_{x_i} \|x_i - y_i\|_2^2 \quad (2)$$

$$x_i \in \mathbf{S}_{\theta}(u_i) = \arg \min \{f_{\theta}(x) : x \in \mathbf{X}(\theta, u_i)\}, \quad (3)$$

where  $\mathbf{S}_{\theta}(u_i)$  is the optimal solution set of DMP for given  $\theta$  and  $u_i$  defined in the right-hand-side of (3). Similar to the situation in regression or design of experiments, this loss function is to minimize

the distance between an optimal solution and the observed decision, and demonstrates a strong statistical performance (Dempe and Lohse 2006, Aswani et al. 2015).

Recent studies show that such an inverse optimization scheme could be effective in handling data with noise or errors in parameter estimation (Keshavarz et al. 2011, Bertsimas et al. 2015, Aswani et al. 2015, Esfahani et al. 2018). Nevertheless, simply using noises, errors, variances or even suboptimality to interpret data divergence probably is not appropriate and does not reveal the actual case, especially when data are collected from many decision makers. Note that it has been often observed that decisions are made as a result of trade-off among multiple criteria and different people could have different preferences. For example, investment decisions are basically made to achieve a risk-return balance, which is customized to reflect individual investors' attitudes on these two measures. Under such a situation, ignoring the impact of their varying preferences over multiple criteria on decision making and simply assuming the same DMP for all decision makers will unlikely produce reasonable inferences. As illustrated in the next example, inverse optimization built upon that simplification could lead to a serious misunderstanding on decision makers' intentions.

Consider a scenario where decision makers are subject to same restrictions but need to make their individualized *optimal* decisions considering two objective functions, as in the following bi-objective linear programming problem with  $a > b > 0$  and  $c > 0$ . Figure 1 displays the feasible region of an instance with  $a = 6, b = 1, c = 1$ , i.e., the triangle  $AOB$ .

$$\min x_1 \tag{4a}$$

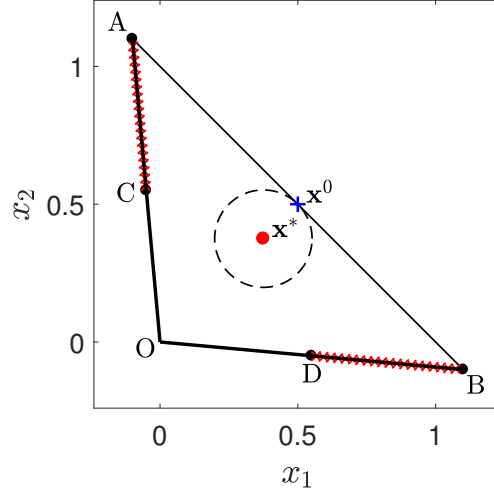
$$\min x_2 \tag{4b}$$

$$s.t. \ ax_1 + bx_2 \geq 0, \tag{4c}$$

$$bx_1 + ax_2 \geq 0, \tag{4d}$$

$$x_1 + x_2 \leq c. \tag{4e}$$

With multiple objectives, rational decision makers seek efficient solutions, which are those that cannot be improved without sacrificing performances in one or more criteria (see Section 2.1). In Figure 1, it is straightforward to see that points on edges  $OA$  and  $OB$  are efficient solutions that could be selected by rational decision makers. Assume that many observed decisions evenly occur in segments  $AC$  and  $BD$ . If they are treated as noisy observations of a pristine solution to  $\min\{\mathbf{c}^T \mathbf{x} : (4c) - (4e)\}$ , we can infer the coefficient  $\mathbf{c}$  and obtain a denoised solution  $\mathbf{x}^*$  through computing the IOP model with the quadratic loss function, i.e., (1-3). Actually, noting that optimal  $\mathbf{x}^*$  minimizes the averaged distance to those observations, we can derive its analytical characterization.



**Figure 1**  $O(0,0)$ ,  $A(-0.2, 1.2)$ , and  $B(1.2, -0.2)$  are the vertices of the feasible region.  $C(-0.1, 0.6)$ ,  $D(0.6, -0.1)$  and  $\mathbf{x}^0(0.5, 0.5)$  are the midpoints of  $OA$ ,  $OB$ , and  $AB$ , respectively. The red dot  $\mathbf{x}^*(0.375, 0.375)$  is the geometric mean of all the points in segments  $AC$  and  $BD$ . The bold segments  $OA$  and  $OB$  are the efficient (solution) set for the bi-objective linear programming problem.

Specifically, the sum of squares of the Euclidean distance between  $\mathbf{x}^*$  and evenly distributed observations on  $AC$  and  $BD$  can be represented as the following integral:

$$\begin{aligned} & \int_{\frac{bc}{2(a-b)}}^{\frac{bc}{a-b}} \left\| \begin{pmatrix} x_1^* \\ x_2^* \end{pmatrix} - \begin{pmatrix} -v \\ \frac{a}{b}v \end{pmatrix} \right\|_2^2 dv + \int_{\frac{bc}{2(a-b)}}^{\frac{bc}{a-b}} \left\| \begin{pmatrix} x_1^* \\ x_2^* \end{pmatrix} - \begin{pmatrix} \frac{a}{b}v \\ -v \end{pmatrix} \right\|_2^2 dv \\ &= \frac{bc}{a-b} \left( x_1^* - \frac{3}{8}c \right)^2 + \frac{bc}{a-b} \left( x_2^* - \frac{3}{8}c \right)^2 + \Delta, \end{aligned}$$

where  $\Delta$  depends on  $a, b$  and  $c$  only. Thus,  $\mathbf{x}^* = (\frac{3}{8}c, \frac{3}{8}c)$ , the arithmetic mean of observations, minimizes this integration. As  $\mathbf{x}^*$  is an interior point, the only  $\mathbf{c}$  that renders  $\mathbf{x}^*$  optimal is the trivial one, i.e.,  $(c_1, c_2) = (0, 0)$ , which does not have any relevance to the actual objective functions.

Indeed, we still cannot obtain reasonable explanation of the data, even if taking an additional consideration by restricting  $\mathbf{x}^*$  to be on the boundary of the feasible region, which helps to avoid the previous trivial estimation. Note from Figure 1  $\mathbf{x}^0$ , i.e., the projection of  $\mathbf{x}^*$  on  $AB$ , is the optimal boundary point to that integration. Because  $\mathbf{x}^0$  is in the interior of  $AB$ , the unique  $\mathbf{c}$  that renders  $\mathbf{x}^0$  optimal is  $(c_1, c_2) = (-1, -1)$ . This inference basically reflects opposite information regarding decision makers' intentions or desires.

Through this example, it can be seen that the implicit assumption in the most existing IOP studies could be quite restrictive, especially when observed decisions exhibit a rather diverse pattern across decision makers. Hence, in this paper, we design and study a more general and flexible framework of inverse optimization that is able to explicitly infer multiple objective functions from noisy observations. Such a framework, together with our computational algorithms and mathematical analysis, demonstrates a strong capacity in estimating critical parameters, decoupling

“interpretable” components from noises or errors, deriving the denoised *optimal* decisions, and ensuring statistical significance. In particular, for the whole decision maker population, if suitable conditions hold, we will be able to understand the overall diversity and the distribution of their preferences over multiple criteria. This result could be more important for a manufacturer or service provider, noting that having a precise estimation on every single customer’s DMP is practically unnecessary or infeasible when the customer population is large.

We note a couple of IOP studies have also investigated multiple objective function optimization (Roland et al. 2013, Chan et al. 2014). As pointed out in the following literature reviews, our research differs from them in model construction, computational methods, and statistical analysis and significance.

### 1.1. Literature Review

Up to now, many studies on parameter estimations through inverse optimization have been designed and developed, where almost all of them assume that the underlying DMP is of a single objective function. According to the model development and the treated observations, they can be classified into four groups, i.e., inverse optimization with (i) a single observation without noise, (ii) a single observation subject to noise, (iii) multiple observations without noise, and (iv) multiple observations subject to noises.

In the first group, structured inverse network and combinatorial optimization problems are probably the first set of IOP studies in the literature, where costs of individual arcs are estimated to render the given solution (e.g., network flows, paths, spanning trees) optimal (Burton and Toint 1992, Zhang and Liu 1996, Ahuja and Orlin 2000, 2002, Heuberger 2004, Deaconu 2008, Güler and Hamacher 2010). General linear programming IOP with a single observation is investigated in the seminal paper by Ahuja and Orlin (2001), where the distance between the estimated objective function, to which the observation is an optimal solution, and a nominal objective function serves as the loss function. This paper shows that its IOP using  $L_1$  or  $L_\infty$  norm is also a linear program. This research is then further extended to study IOPs of more general decision making schemes, including inverse conic problems (Iyengar and Kang 2005), inverse optimization for linearly constrained convex separable programming problems (Zhang and Xu 2010), constrained inverse quadratic programming problems (Zhang and Zhang 2010), and inverse integer programming problems (Schaefer 2009, Wang 2009). In addition, Ng and Russell (2000) considered the problem of inverse reinforcement learning that seeks to extract a reward function given optimal behavior in a Markov decision process.

Different from studies in group one that assume the observation is an optimal decision, which is rather restrictive in practice, IOP studies in the second group allow the observation to be noisy.

To the best of our knowledge, Dempe and Lohse (2006) probably produce the first general study considering noisy observation. They adopt the bilevel optimization to construct an IOP, where the lower level problem receives the utility function estimation and generates an optimal solution of the underlying DMP, and the upper level problem is to determine a utility function that minimizes the distance between that optimal solution and the noisy observation. Chan et al. (2015) analyze a similar linear programming IOP for a noisy observation, where closed form solutions for several special cases are derived with clear geometric intuitions. Actually, we point out that, although implicitly, the popular O-D matrix estimation problem that in fact is an IOP, has also been treated traditionally as a bilevel model, e.g., Yang et al. (1992). Hence, similar to the argument made in Aswani et al. (2015), we believe that bilevel optimization scheme probably provides the most appropriate modeling tool to connect the inference intention and the underlying DMP.

Studies of IOP in the third group extend to consider multiple optimal observations, which can be found in the research on model predictive control (MPC) (Baes et al. 2008, Nguyen et al. 2014, Hempel et al. 2015, Nguyen et al. 2015, 2017). In this context, a control law, which might be a piecewise function with each piece representing an optimal solution over a region in a polyhedral partition of the parameter space, will be used to recover parameters of the underlying DMP. Note that multiple pieces of that function, which are treated as multiple optimal observations, should be considered simultaneously in the associated IOP mode (Nguyen et al. 2014, Hempel et al. 2015, Nguyen et al. 2015, 2017).

The research of IOP in the fourth group, which takes the data-driven approach to directly consider multiple noisy observations, recently has received a substantial attention (Troutt et al. 2006, Keshavarz et al. 2011, Bertsimas et al. 2015, Aswani et al. 2015, Esfahani et al. 2018). In Troutt et al. (2006), an IOP formulation that minimizes the *decisional regret*, which is the value differences between observed decisions and expected solutions associated with the cost estimation, is developed and then is illustrated for cost estimation in production planning. Keshavarz et al. (2011) present an IOP framework to impute a convex objective function by minimizing the residuals of Karush-Kuhn-Tucker (KKT) conditions incurred by noisy data. Similarly, an inverse variational inequalities problem, which is a more general scheme, is introduced in Bertsimas et al. (2015), noting that solutions of an optimization problem can be represented as solutions to a set of variational inequalities. Then, parameter estimation is derived to minimize the slackness needed to render observations to (approximately) satisfy those variational inequalities. We mention that in Aswani et al. (2015) a bilevel optimization based IOP that minimizes the differences between observations and expected optimal solutions is introduced, whose, for the first time, statistical consistency properties with respect to noisy observations are systematically analyzed and established. In the most recent paper (Esfahani et al. 2018), the authors propose to adopt the suboptimality loss in

IOP, which has a clear advantage in the computational tractability over that in Aswani et al. (2015), and formulate a distributionally robust IOP model to achieve some out-of-sample guarantees.

The inverse optimization research for DMP with multiobjective functions is rather new and much less investigated. Roland et al. (2013) consider an IOP for a binary integer DMP given a set of linear objective functions, and develops branch-and-bound and cutting plane algorithms, which are not numerically evaluated yet, to find minimal adjustment of the objective functions such that a given set of feasible solutions becomes efficient. Research in Chan et al. (2014) addresses another situation where preferences or weights of several known (linear) criteria in the decision making problem will be inferred based on a single noisy observation. A demonstration on cancer therapy shows that their inversely optimized weights of medical metrics leads to clinically acceptable treatments. Different from those studies, our study follows the data-driven approach to build an IOP framework that directly considers many noisy observations to infer multiple objective functions or constraints of a convex DMP with a solid statistical significance.

## 1.2. Contributions

We summarize our main contributions in the following.

- (i) *A new inverse optimization model with a stronger inferring capability:* We develop a new inverse multiobjective optimization problem (IMOP) that is able to infer multiple criteria (or constraints) over which the trade-off decisions are made. Comparing to most existing studies that are primarily different in loss functions, it has a more sophisticated structure and a stronger capacity in decoupling “interpretable” components from noises or errors and revealing parameters of the actual objectives adopted by decision makers.
- (ii) *A solid theoretical analysis on inference’s significance:* We provide a solid analysis to ensure the statistical significance of the inference results from our IMOP model. In particular, a completely new type of consistency is investigated such that we are able to asymptotically recover the underlying diversity and the distribution of decision makers’ preferences over multiple criteria, which is of a critical value when inference of a single decision maker is practically unnecessary or infeasible. Also, the concept of identifiability is defined in the context of multiple objectives with the first procedure to verify whether a DMP is identifiable.
- (iii) *A couple of effective and generally applicable algorithms:* To handle the challenge of a large number of observations, we consider in the first algorithm the use of ADMM as heuristic for solving the learning problem. Moreover, with a deep insight on its structure, we reveal a hidden connection between our IMOP and the popular K-means clustering problem, and leverage the latter one in designing another powerful algorithm to handle many noisy data. Numerical results on a large number of experiments confirm that the proposed algorithms can solve IMOP with a great accuracy while drastically improve the computational efficacy.

### 1.3. Organization

The remainder of the paper is organized as follows. In Section 2, we first present preliminaries for the decision making problem with multiple objectives. Then, we propose the inverse optimization models to infer parameter of a multiobjective decision making problem. In Section 3, we show the risk consistency of the estimators constructed by solving the inverse optimization models. Section 4 introduces the concept of identifiability for a decision making problem, and discuss its relationship with the estimation consistency of the parameter and preference. Section 5 derives two algorithms for solving the inverse optimization model we propose. Numerical results are reported in Section 6. We conclude the paper in Section 7. The omitted proofs for lemmas, mathematical reformulations and data are included in Appendix.

### 1.4. Notation

Throughout this paper we use  $\mathbf{1}_n$  and  $\mathbf{0}_n$  to denote the vector of ones and all zeros in  $\mathbb{R}^n$ , respectively. We let  $\mathbb{I}$  denote the identity matrix. For any  $n \geq 1$ , the set of integers  $\{1, \dots, n\}$  is denoted by  $[n]$ . We let  $\mathbb{R}_+^p = \{\mathbf{x} \in \mathbb{R}^p : \mathbf{x}_i \geq 0, \forall i \in [p]\}$ , and  $\mathbb{R}_{++}^p = \{\mathbf{x} \in \mathbb{R}^p : \mathbf{x}_i > 0, \forall i \in [p]\}$ .

## 2. Inference through Inverse Multiobjective Optimization

### 2.1. Decision Making Problem with Multiple Objectives

Consider the following decision making problem with  $p$  ( $\geq 2$ ) objective functions parameterized by  $\theta$ :

$$\begin{aligned} \text{DMP} \quad & \min_{\mathbf{x} \in \mathbb{R}^n} \{f_1(\mathbf{x}, \theta), f_2(\mathbf{x}, \theta), \dots, f_p(\mathbf{x}, \theta)\} \\ & \text{s.t. } \mathbf{x} \in X(\theta). \end{aligned}$$

For easy exposition, we use  $\mathbf{f}(\mathbf{x}, \theta)$  to denote the vector of objective functions  $(f_1(\mathbf{x}, \theta), f_2(\mathbf{x}, \theta), \dots, f_p(\mathbf{x}, \theta))^T$ . Also, the set  $X(\theta)$  is characterized as  $X(\theta) = \{\mathbf{x} \in \mathbb{R}^n : \mathbf{g}(\mathbf{x}, \theta) \leq \mathbf{0}\}$ , where  $\mathbf{g}(\mathbf{x}, \theta) = (g_1(\mathbf{x}, \theta), \dots, g_q(\mathbf{x}, \theta))^T$  is another vector-valued function. Following the current mainstream of inverse optimization study (Keshavarz et al. 2011, Bertsimas et al. 2015, Aswani et al. 2015, Esfahani et al. 2018), we restrict our focus to a convex DMP defined next.

**DEFINITION 1.** DMP is said to be convex if  $X(\theta)$  is a convex set and  $\mathbf{f}(\mathbf{x}, \theta)$  is continuous and convex on  $X(\theta)$ , i.e.,  $f_l(\mathbf{x})$  is continuous and convex on  $X(\theta)$  for all  $l \in [p]$ .

Noting that these objective functions reflect human decision makers' multiple desires, it would be ideal to derive a decision that would be optimal for all of them simultaneously. Nevertheless, no such optimal decision may exist due to their incompatibility. Hence, we must treat them in a comprehensive way and derive one or more *strong* decisions that capture the trade-off between those objective functions. Next, for a DMP with fixed  $\theta$ , we introduce formal definitions of those strong trade-off decisions, and present relevant structural properties.



DEFINITION 2 (EFFICIENCY). A decision vector  $\mathbf{x}^* \in X(\theta)$  is said to be *efficient* (or *Pareto optimal*, or *non-dominated*) if there exists no other decision vector  $\mathbf{x} \in X(\theta)$  such that  $f_i(\mathbf{x}, \theta) \leq f_i(\mathbf{x}^*, \theta)$  for all  $i \in [p]$ , and  $f_k(\mathbf{x}, \theta) < f_k(\mathbf{x}^*, \theta)$  for some  $k \in [p]$ .

The set of all efficient solutions is denoted by  $X_E(\theta)$ , which is then called the *efficient set*. Based on the definition, an efficient solution, which is evaluated according to multiple criteria, is one that cannot be further improved without sacrificing performance in some criterion. It can be seen as an analogy in the context of multiple objective functions to an optimal solution to optimization with a single objective function. Certainly, by varying our preferences over those evaluation criteria, different efficient solutions are likely to be derived. A natural and common strategy to derive an efficient solution is to compute an optimization problem with a single objective function constructed by a weighted sum of original functions, i.e., to solve the weighting problem (WP) (Gass and Saaty 1955) defined in the following:

$$\begin{aligned} \min \quad & w^T \mathbf{f}(\mathbf{x}, \theta) \\ \text{s.t.} \quad & \mathbf{x} \in X(\theta), \end{aligned} \quad \text{WP}$$

where  $w = (w^1, \dots, w^p)^T$  is a nonnegative weight vector. Indeed, without loss of generality, any realistic weight vector can be equivalently represented by a vector in set  $\mathcal{W}_p \equiv \{w \in \mathbb{R}_+^p : \mathbf{1}^T w = 1\}$ . When all weight components are required to be positive, such set is denoted by  $\mathcal{W}_p^+$ .

Denote  $S(w, \theta)$  the set of optimal solutions for WP with a particular  $w$ , i.e.,  $S(w, \theta) = \arg \min_{\mathbf{x}} \{w^T \mathbf{f}(\mathbf{x}, \theta) : \mathbf{x} \in X(\theta)\}$ . Then, we have a couple of theoretical results regarding WP that directly follow Theorems 3.1.1 - 3.1.3 of Miettinen (2012).

PROPOSITION 1. *Let  $\mathbf{x} \in S(w, \theta)$  be an optimal solution of WP. The following statements hold.*

- (a) *If  $w \in \mathcal{W}_p^+$ , then  $\mathbf{x} \in X_E(\theta)$ .*
- (b) *If  $\mathbf{x}$  is the unique optimal solution of WP, then  $\mathbf{x} \in X_E(\theta)$ .*

According to Proposition 3.10 of Ehrgott and Wiecek (2005) and Theorem 3.1.4 of Miettinen (2012), all efficient solutions of a convex DMP can be found by solving WP.

PROPOSITION 2. *Given that DMP is convex and  $\mathbf{x} \in X_E(\theta)$ , there exists a weight vector  $w \in \mathcal{W}_p$  such that  $\mathbf{x}$  is an optimal solution to WP, i.e.,  $\mathbf{x} \in S(w, \theta)$ .*

Based on Propositions 1 and 2, the following inclusive relationships can be derived.

COROLLARY 1. *For a convex DMP,*

$$\bigcup_{w \in \mathcal{W}_p^+} S(w, \theta) \subseteq X_E(\theta) \subseteq \bigcup_{w \in \mathcal{W}_p} S(w, \theta).$$

**Remark:** (i) Results in Corollary 1 provides us a theoretical basis to make use of the weighted sum method to derive all efficient solutions. Actually, when DMP is convex and the objective functions are strictly convex, we have  $X_E(\theta) = \bigcup_{w \in \mathcal{W}_p} S(w, \theta)$ . (ii) When DMP is convex and  $X(\theta)$  is compact, one important property of  $X_E(\theta)$  is that it is a connected set, which, however, might not be convex as stated in Warburton (1983), Ehrgott and Wiecek (2005). We note that it is very different from the situation of a convex single objective optimization problem, whose optimal solution set is convex.

## 2.2. Inverse Multiobjective Optimization with Noisy Observations

In this section, we present the development of our inverse optimization models for parameter learning. Specifically, given a set of observations that are noisy efficient solutions collected from the decision maker population under study, we construct an inverse optimization model to infer parameter  $\theta$  of the multiobjective decision making problem defined in DMP. In addition to its more sophisticated structure, it is worth pointing out that we must handle a new challenge that does not occur in any inverse optimization with a single objective function. Different from the single objective case that typically employs observations consisting of clear signal-response pairs (Keshavarz et al. 2011, Bertsimas et al. 2015, Aswani et al. 2015, Esfahani et al. 2018), decision makers' decisions are often observed without any information on their trade-off among objective functions. Under such a situation, as demonstrated in this section, a non-traditional inverse optimization framework shall be developed to address this challenge.

**2.2.1. Loss Function and Its Sampling Based Variants** We consider a set of observations that are noisy efficient solutions collected with possible measurement errors or decision makers' bounded rationality. Let  $\mathbf{y}$  denote one such observation that is distributed according to an unknown distribution  $\mathbb{P}_{\mathbf{y}}$  and supported on  $\mathcal{Y}$ . As noted in Aswani et al. (2015), Esfahani et al. (2018), noise might come from measurement error, and thus  $\mathbf{y}$  does not necessarily belong to  $X(\theta)$ . Next, we describe the construction of our loss function with respect to a hypothesis  $\theta$ . When weights over objective functions, i.e., the weight vector  $w$ , are known, the conventional loss function in (2)-(3) can be directly applied with respect to  $\mathbf{y}$  and  $S(w, \theta)$ . Nevertheless, as previously mentioned,  $w$  is often missing and the efficient set should be adopted instead as in the following.

$$l(\mathbf{y}, \theta) = \min_{\mathbf{x} \in X_E(\theta)} \|\mathbf{y} - \mathbf{x}\|_2^2, \quad \text{loss function}$$

where  $X_E(\theta)$  is the efficient set of DMP for a given  $\theta$ .

One challenge is that there is no general approach to comprehensively and explicitly characterize the efficient set  $X_E(\theta)$ . One way is to introduce weight variable representing the appropriate weight and convert the loss function into

$$\min_{w \in \mathcal{W}_p, \mathbf{x} \in S(w, \theta)} \|\mathbf{y} - \mathbf{x}\|_2^2.$$

However, this approach might not be suitable for a data-driven study, since it results in a drastically complicated model, where every single observation requires one weight variable and the nonlinear term between it and  $\theta$  is heavily involved. On the contrary, according to Corollary 1 and its following remarks, we adopt a sampling approach to generate  $w_k \in \mathcal{W}_p$  for each  $k \in [K]$  and approximate  $X_E(\theta)$  as the union of their  $S(w_k, \theta)$ s. Then, by utilizing binary variables that select an appropriate efficient solution from this union, the loss function is converted into the following *sampling based loss problem*.

$$\begin{aligned} l_K(\mathbf{y}, \theta) = & \min_{\mathbf{z}_k, z_k \in \{0,1\}} \|\mathbf{y} - \sum_{k \in [K]} z_k \mathbf{x}_k\|_2^2 \\ \text{s.t. } & \sum_{k \in [K]} z_k = 1, \mathbf{x}_k \in S(w_k, \theta). \end{aligned} \quad (5)$$

REMARK 1. (i) Constraint  $\sum_{k \in [K]} z_k = 1$  ensures that exactly one of efficient solutions will be chosen to measure the distance to  $\mathbf{y}$ . Hence, solving this optimization problem identifies some  $w_k$  with  $k \in [K]$  such that the corresponding efficient solution  $S(w_k, \theta)$  is closest to  $\mathbf{y}$ .

(ii) As shown in Corollary 1, it is guaranteed that no efficient solution will be excluded if all weight vectors in  $\mathcal{W}_p$  are enumerated. As it is practically infeasible, we can control the number of sampled weights to achieve a desired tradeoff between the approximation accuracy and computational efficacy. Certainly, if the computational power is strong, we would suggest to draw a large number of weights evenly in  $\mathcal{W}_p$  to avoid any bias. Although a set of binary variables is needed for each observation, the number of sampled weights is independent from the number of observations.

(iii) Indeed, as shown in Section 4, the large number of weight samples help recover the distribution of weights among decision makers under suitable conditions. As discussed earlier, such information should be very critical to manufacturers or service providers when dealing with many customers.

**2.2.2. Models for IMOP** Using the loss function, our inverse optimization problem can be formulated as follows

$$\text{IMOP} \quad \min_{\theta \in \Theta} M(\theta) \equiv \mathbb{E} \left( l(\mathbf{y}, \theta) \right),$$

where  $\Theta$  is the feasible set of  $\theta$ . Similar to existing statistical studies (Aswani et al. 2015, Esfahani et al. 2018), function  $M(\theta)$  is also called the risk of the loss function  $l(\mathbf{y}, \theta)$ . As in most inverse optimization studies (Keshavarz et al. 2011, Bertsimas et al. 2015, Aswani et al. 2015, Esfahani et al. 2018), we make the next assumption in the remainder of this paper.

ASSUMPTION 1.  $\Theta$  is a convex set. For each  $\theta \in \Theta$ ,  $\mathbf{f}(\mathbf{x}, \theta)$  and  $\mathbf{g}(\mathbf{x}, \theta)$  are convex in  $\mathbf{x}$ .

Practically,  $\theta$  can not be learned by directly solving IMOP as  $\mathbb{P}_{\mathbf{y}}$  is not known a priori. Given available observations  $\{\mathbf{y}_i\}_{i \in [N]}$ , it is often the case that  $\theta$  will be inferred through solving the following empirical risk minimizing problem

$$\text{IMOP-EMP} \quad \min_{\theta \in \Theta} M^N(\theta) \equiv \frac{1}{N} \sum_{i \in [N]} l(\mathbf{y}_i, \theta).$$

As previously mentioned, we indeed do not have the explicit representation of  $X_E(\theta)$ . Through the sampling approach described in the last subsection, variants of IMOP using sampled weights can be easily defined. The following one is to reformulate IMOP with weight samples, which helps us in performing theoretical analysis of the reformulation of IMOP-EMP.

$$\text{IMOP-WS} \quad \min_{\theta \in \Theta} M_K(\theta) \equiv \mathbb{E} \left( l_K(\mathbf{y}, \theta) \right).$$

Next, we provide the reformulation of IMOP-EMP with weight samples. As it serves as the primary model for analysis and computation, we present its comprehensive form to facilitate our discussion and understanding.

$$\begin{aligned} \min_{\theta \in \Theta} M_K^N(\theta) &\equiv \frac{1}{N} \sum_{i \in [N]} \left\| \mathbf{y}_i - \sum_{k \in [K]} z_{ik} \mathbf{x}_k \right\|_2^2 \\ \text{s.t. } \mathbf{x}_k &\in S(w_k, \theta), & \forall k \in [K], \\ \sum_{k \in [K]} z_{ik} &= 1, & \forall i \in [N], \\ z_{ik} &\in \{0, 1\}, & \forall i \in [N], k \in [K]. \end{aligned} \quad \text{IMOP-EMP-WS}$$

REMARK 2. By making use of optimality conditions to represent  $S(w_k, \theta)$ , IMOP-EMP-WS can be solved numerically to derive an estimation of  $\theta$ . According to Aswani et al. (2015), Esfahani et al. (2018), existing data-driven inverse optimization models primarily differ from each other by using different loss functions. Our IMOP-EMP-WS model clearly has a more sophisticated structure with many new variables and constraints, which probably are necessary due to the learning context and task. To handle the incurred computational challenge, advanced algorithm developments are presented in Section 5, which support our real applications with a greatly improved efficiency.

It occurs that partial information on some parameters of objective functions or constraints are available, or some decisions are observed with knowledge on the range of weights over those incomplete objective functions. For example, some decision makers are risk-averse, indicating that their decisions are with large weights over the function representing risk. Under such a situation, our model can be easily extended to handle observations that have some weight-decision information.

Specifically, the following constraints can be used to replace the second set of constraints in IMOP-EMP-WS.

$$\begin{aligned} \sum_{k \in \tilde{K}_i} z_{ik} &= 1 \quad \forall i \in [N'], \\ \sum_{k \in [K]} z_{ik} &= 1 \quad \forall i \in [N] \setminus [N'], \end{aligned} \tag{6}$$

where the first  $N'$  observations are with some information on weights captured in subset  $\tilde{K}_i \subseteq [K]$  for each  $i \in [N']$ . If we would like to emphasize the contribution of the observations in learning, the objective function of IMOP-EMP-WS can be modified as follows:

$$\min_{\theta \in \Theta} \frac{1}{N} \sum_{i \in [N] \setminus [N']} \|\mathbf{y}_i - \sum_{k \in [K]} z_{ik} \mathbf{x}_k\|_2^2 + \frac{\lambda}{N} \sum_{i \in [N']} \|\mathbf{y}_i - \sum_{k \in \tilde{K}_i} z_{ik} \mathbf{x}_k\|_2^2,$$

where coefficient  $\lambda \geq 1$  reflects the value of such more specific information.

Before proceeding to next section, we summarize the proposed models for IMOP in Table 1, where **Empirical** and **Obj** mean that we use empirical risk and the specific objective function, respectively. Here,  $N$  is the number of observations, and  $K$  denotes the number of weight samples.

**Table 1** Summary of Four IMOP Models

Model	Risk/Empirical	Loss function	Obj	Estimator	Computable
IMOP	Risk	$l(\mathbf{y}, \theta)$	$M(\theta)$	$\theta^*$	<b>X</b>
IMOP-EMP	Empirical	$l(\mathbf{y}, \theta)$	$M^N(\theta)$	$\hat{\theta}^N$	<b>X</b>
IMOP-WS	Risk	$l_K(\mathbf{y}, \theta)$	$M_K(\theta)$	$\hat{\theta}_K$	<b>X</b>
IMOP-EMP-WS	Empirical	$l_K(\mathbf{y}, \theta)$	$M_K^N(\theta)$	$\hat{\theta}_K^N$	<b>✓</b>

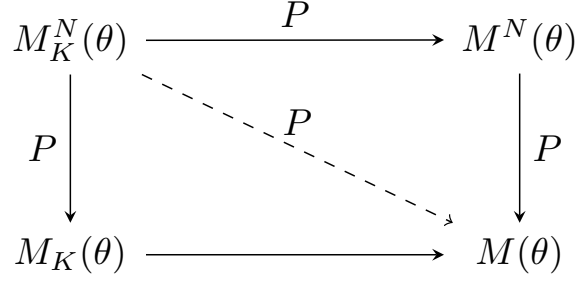
### 3. Estimators' Risk Consistency and Generalization Bound

In this section, we perform theoretical studies on a statistical property, i.e., risk consistency, of estimators constructed in Section 2.2.2. More specifically, we show that these estimators asymptotically predict as well as the best possible result this type of inverse optimization model can achieve. In addition, we provide a generalization bound for the estimator constructed in IMOP-EMP-WS.

#### 3.1. Uniform Convergence of the Empirical Risks

Before proving the risk consistency of the estimators, we first need to prove the uniform convergence of the empirical risks as shown in Figure 2. Different from conventional learning tasks that consider convergence only in data size  $N$ , we need to show that the empirical risk  $M_K^N(\theta)$  uniformly converges to the risk  $M(\theta)$  in two directions, that is, in  $N$  and  $K$  simultaneously. We now introduce a few assumptions typically adopted in the literature to define a friendly structure of our DMP.

**ASSUMPTION 2.** (i) *The parameter set  $\Theta$  is compact.*



**Figure 2** Uniform convergence diagram for empirical risks.  $\xrightarrow{P}$  means convergence in probability.  $\longrightarrow$  indicates the convergence of a sequence of numbers.  $\xrightarrow{P}$  means convergence in probability for double-index random variable.

- (ii) For each  $\theta \in \Theta$ ,  $X(\theta)$  is compact, and has a nonempty relatively interior. Also,  $X(\theta)$  is uniformly bounded. Namely, there exists  $B > 0$  such that  $\|\mathbf{x}\|_2 \leq B$  for all  $\mathbf{x} \in X(\theta)$  and  $\theta \in \Theta$ .
- (iii) Functions  $\mathbf{f}(\mathbf{x}, \theta)$  and  $\mathbf{g}(\mathbf{x}, \theta)$  are continuous on  $\mathbb{R}^n \times \Theta$ .
- (iv)  $\mathbb{E}[\mathbf{y}^T \mathbf{y}] < +\infty$ .

These assumptions are practically mild and widely adopted in existing inverse optimization studies, e.g., Aswani et al. (2015). Assumptions (ii) and (iii) are important for the continuity of  $X_E(\theta)$ . Also, Assumption (iv), which is ensured once variance of the noise is finite, is fundamental to applying the *uniform law of large numbers* (ULLN) Jennrich (1969), one of the most used tools in performing consistency analysis.

LEMMA 1. Suppose Assumptions 1 - 2 hold.  $X(\theta)$  is continuous on  $\Theta$ .

The continuity of  $X(\theta)$  follows from its lower semicontinuity (l.s.c.) and upper semicontinuity (u.s.c.), both of which can be derived by using Hogan (1973) under our assumptions.

LEMMA 2. Suppose Assumptions 1 - 2 hold. If  $\mathbf{f}(\mathbf{x}, \theta)$  is strictly convex in  $\mathbf{x}$  for each  $\theta \in \Theta$ , then  $X_E(\theta)$  is continuous on  $\Theta$ .

REMARK 3. Several things need to be emphasized when applying Theorem 7.1 of Tanino and Sawaragi (1980) to prove Lemma 2. (i) This theorem employs the condition that  $X(\theta)$  is uniformly compact near  $\theta$ , which guarantees that a sequence  $\{\mathbf{x}_k\}$ , generated from  $X(\theta_k)$ , contains a convergent subsequence. In Euclidean spaces, the uniform boundedness of  $X(\theta)$ , as stated in Assumption 2, is also adequate in the proof. (ii) This theorem gives the sufficient conditions for the l.s.c. of  $X_E(\theta)$ . All of these conditions are naturally satisfied under Assumptions 1 - 2 except the one that requires  $\mathbf{f}(\mathbf{x}, \theta)$  to be one-to-one, i.e., injective in  $\mathbf{x}$ . In fact, we can safely replace the one-to-one condition by the strict quasi-convexity of  $\mathbf{f}(\mathbf{x}, \theta)$  in  $\mathbf{x}$  without affecting the result. Since strict convexity implies strict quasi-convexity, the lower semicontinuity naturally follows.

**PROPOSITION 3 (ULLN for  $M^N(\theta)$  in  $N$ ).** *Under the same conditions of Lemma 2,  $M^N(\theta)$  uniformly converges to  $M(\theta)$  in  $N$ . That is,*

$$\sup_{\theta \in \Theta} |M^N(\theta) - M(\theta)| \xrightarrow{p} 0.$$

*Proof.* We apply Theorem 2 of Jennrich (1969) in our proof. We start by checking that the three conditions for using this theorem are satisfied. First, by Lemma 2,  $X_E(\theta)$  is continuous. Then, applying Berge Maximum Theorem (Berge 1963) to IMOP-EMP implies that the empirical risk  $M^N(\theta)$  is continuous. Second, by Assumption 2,  $\Theta$  is a compact set. Third,  $\forall \mathbf{y} \in \mathcal{Y}$ ,  $\min_{\mathbf{x} \in X_E(\theta)} \|\mathbf{y} - \mathbf{x}\|_2^2 \leq \|\mathbf{y}\|_2^2 + B^2 + 2B\|\mathbf{y}\|_2$  and the right-hand side is integrable with respect to  $\mathbf{y}$  under Assumption 2. Consequently, all three conditions are satisfied and the proof is concluded.  $\square$

**PROPOSITION 4 (ULLN for  $M_K^N(\theta)$  in  $N$ ).** *Under the same conditions of Lemma 2,  $M_K^N(\theta)$  uniformly converges to  $M_K(\theta)$  in  $N$ . That is,  $\forall K$ ,*

$$\sup_{\theta \in \Theta} |M_K^N(\theta) - M_K(\theta)| \xrightarrow{p} 0.$$

*Proof.* Similar to Proposition 3, the key step is to show the continuity of  $M_K^N(\theta)$  in  $\theta$  for each  $K$ . It suffices to show that  $\bigcup_{k \in [K]} S(w_k, \theta)$  is continuous in  $\theta$  for all  $K$ . First, let us establish the continuity of  $S(w_k, \theta)$  in  $\theta$  for each  $k \in [K]$ . Note that the feasible region  $X(\theta)$  is irrelevant to  $w$ . Thus, applying the Berge Maximum Theorem (Berge 1963) to (WP) implies that  $S(w_k, \theta)$  is upper semicontinuous in  $\theta$ . Hence,  $S(w_k, \theta)$  is continuous in  $\theta$  as it is a single-valued set. Second, let us show the continuity of  $\bigcup_{k \in [K]} S(w_k, \theta)$  in  $\theta$ . By Propositions 2 and 4 of Hogan (1973), we know that a finite union of continuous sets, i.e.,  $\bigcup_{k \in [K]} S(w_k, \theta)$ , is continuous in  $\theta$ . Finally, applying Theorem 2 of Jennrich (1969) yields the uniform convergence of  $M_K^N(\theta)$  to  $M_K(\theta)$  in  $N$ .  $\square$

Throughout the paper, we use  $K_2 \geq K_1$  to denote the set of weights  $\{w_k\}_{k \in [K_1]} \subseteq \{w_k\}_{k \in [K_2]}$ , and  $K_2 > K_1$  to denote the set of weights  $\{w_k\}_{k \in [K_1]} \subsetneq \{w_k\}_{k \in [K_2]}$ . Then, we have the following two lemmas depicting the monotonicity of  $\{M_K(\theta)\}$  and  $\{M_K^N(\theta)\}$  in  $K$  for each  $\theta \in \Theta$ .

**LEMMA 3 (Monotonicity of  $\{M_K(\theta)\}$  and  $\{M_K^N(\theta)\}$  in  $K$ ).** *We have the following:*

**(a)** *The sequence  $\{M_K(\theta)\}$  is monotone decreasing in  $K$  for all  $\theta \in \Theta$ . Moreover,  $\{M_K(\hat{\theta}_K)\}$  is monotone decreasing in  $K$ . Specially,  $M_K(\hat{\theta}_K) \geq M(\theta^*)$ .*

**(b)** *Given any  $\{\mathbf{y}_i\}_{i \in [N]}$ , the sequence  $\{M_K^N(\theta)\}$  is monotone decreasing in  $K$  for all  $\theta \in \Theta$ . Moreover,  $\{M_K^N(\hat{\theta}_K^N)\}$  is monotone decreasing in  $K$ . Specially,  $M_K^N(\hat{\theta}_K^N) \geq M^N(\hat{\theta}^N)$ .*

**LEMMA 4.** *Suppose Assumptions 1 - 2 hold. Suppose also that  $\mathbf{f}(\mathbf{x}, \theta)$  is strongly convex in  $\mathbf{x}$  for each  $\theta \in \Theta$ , that is,  $\forall l \in [p]$ ,  $\exists \lambda_l > 0$ ,  $\forall \mathbf{x}, \mathbf{y} \in \mathbb{R}^n$ ,*

$$f_l(\mathbf{y}, \theta) \geq f_l(\mathbf{x}, \theta) + \nabla f_l(\mathbf{x}, \theta)^T (\mathbf{y} - \mathbf{x}) + \frac{\lambda_l}{2} \|\mathbf{y} - \mathbf{x}\|_2^2.$$

Then,  $\forall \theta \in \Theta, \forall w, w_0 \in \mathcal{W}_p$ ,

$$\|S(w, \theta) - S(w_0, \theta)\|_2 \leq \frac{2L}{\lambda} \|w - w_0\|_2,$$

where  $L = \sqrt{p} \cdot \max_{l \in [p], \theta \in \Theta, \mathbf{x} \in X(\theta)} |f_l(\mathbf{x}, \theta)|$  is a finite number, and  $\lambda = \min_{l \in [p]} \{\lambda_l\}$ .

**PROPOSITION 5 (Uniform convergence of  $M_K(\theta)$  in  $K$ ).** *Under the same conditions of Lemma 4,  $M_K(\theta)$  uniformly converges to  $M(\theta)$  in  $K$  for  $\theta \in \Theta$ . That is,  $\sup_{\theta \in \Theta} |M_K(\theta) - M(\theta)| \rightarrow 0$ .*

*Proof.* Note that  $\forall \theta \in \Theta$ ,  $S(w, \theta)$  is single-valued due to the fact that  $\mathbf{f}$  is strongly convex.  $\forall \mathbf{y} \in \mathcal{Y}$ , let  $\mathbf{x}_y \in X_E(\theta)$  be the nearest point to  $\mathbf{y}$ . By Proposition 2, there exists a  $w_y \in \mathcal{W}_p$  such that  $\mathbf{x}_y = S(w_y, \theta)$ . Let  $w_y^{NK}$  be the nearest one to  $w_y$  among the weight samples  $\{w_k\}_{k \in [K]}$ . Then,

$$\begin{aligned} M_K(\theta) &= \mathbb{E} \left( l_K(\mathbf{y}, \theta) \right) \\ &\leq \mathbb{E} \left( \|\mathbf{y} - S(w_y^{NK}, \theta)\|_2^2 \right) \\ &= \mathbb{E} \left( \|\mathbf{y} - S(w_y, \theta)\|_2^2 \right) + \mathbb{E} \left( \|S(w_y, \theta) - S(w_y^{NK}, \theta)\|_2^2 \right) \\ &\quad + 2\mathbb{E} \left( \langle \mathbf{y} - S(w_y, \theta), S(w_y, \theta) - S(w_y^{NK}, \theta) \rangle \right) \\ &\leq \mathbb{E} \left( \|\mathbf{y} - S(w_y, \theta)\|_2^2 \right) + \mathbb{E} \left( \|S(w_y, \theta) - S(w_y^{NK}, \theta)\|_2^2 \right) \\ &\quad + 2\mathbb{E} \left( \|\mathbf{y} - S(w_y, \theta)\|_2 \|S(w_y, \theta) - S(w_y^{NK}, \theta)\|_2 \right) \quad (\text{Cauchy Schwarz inequality}) \\ &= M(\theta) + \mathbb{E} \left( \|S(w_y, \theta) - S(w_y^{NK}, \theta)\|_2^2 \right) \\ &\quad + 2\mathbb{E} \left( \|\mathbf{y} - S(w_y, \theta)\|_2 \|S(w_y, \theta) - S(w_y^{NK}, \theta)\|_2 \right), \end{aligned} \tag{7}$$

where the first inequality is due to the fact that  $l_K(\mathbf{y}, \theta) = \min_{k \in [K]} \{\|\mathbf{y} - \mathbf{x}_k\|_2^2 : \mathbf{x}_k = S(w_k, \theta)\} \leq \|\mathbf{y} - S(w_y^{NK}, \theta)\|_2^2$ .

Let  $A_K := \sup_{\mathbf{y} \in \mathcal{Y}, \theta \in \Theta} \|S(w_y, \theta) - S(w_y^{NK}, \theta)\|_2$ . Then,

$$\mathbb{E} \left( \|S(w_y, \theta) - S(w_y^{NK}, \theta)\|_2^2 \right) \leq A_K^2. \tag{8}$$

Moreover,

$$\begin{aligned} \mathbb{E} \left( \|\mathbf{y} - S(w_y, \theta)\|_2 \|S(w_y, \theta) - S(w_y^{NK}, \theta)\|_2 \right) &\leq A_K \mathbb{E} \left( \|\mathbf{y} - S(w_y, \theta)\|_2 \right) \\ &\leq A_K \mathbb{E} \left( \|\mathbf{y}\|_2 + \|S(w_y, \theta)\|_2 \right) \\ &\leq A_K \mathbb{E} \left( \|\mathbf{y}\|_2 + B \right). \end{aligned} \tag{9}$$



Note that  $\mathbb{E}(\|\mathbf{y}\|_2 + B)$  in (9) is a finite number under our assumptions. Putting (8) and (9) into (7), and further noticing that  $M_K(\theta) \geq M(\theta)$  by part (a) of Lemma 3, we have

$$0 \leq M_K(\theta) - M(\theta) \leq A_K \left( A_K + 2B + 2\mathbb{E}(\|\mathbf{y}\|_2) \right). \quad (10)$$

By (10), we will conclude the proof if we can show  $A_K \rightarrow 0$  in  $K$ . By Lemma 4,

$$A_K \leq \frac{2L}{\lambda} \sup_{\mathbf{y} \in \mathcal{Y}} \|w_{\mathbf{y}} - w_{\mathbf{y}}^{NK}\|_2. \quad (11)$$

(11) implies that we only need to show  $\|w_{\mathbf{y}} - w_{\mathbf{y}}^{NK}\|_2^2 \rightarrow 0$  in  $K$  for any  $\mathbf{y} \in \mathcal{Y}$ . It suffices to show that given any  $w \in \mathcal{W}_p$ , the nearest  $w_k$  to  $w$  among  $\{w_k\}_{k \in [K]}$  can be arbitrarily small as  $K \rightarrow \infty$ . This is readily satisfied since we evenly sample  $\{w_k\}_{k \in [K]}$  from  $\mathcal{W}_p$ .  $\square$

Next, we present a very mild assumption to bound random observations.

**ASSUMPTION 3.** *The support  $\mathcal{Y}$  of the distribution  $\mathbf{y}$  is contained within a ball of radius  $R$  almost surely, where  $R < \infty$ . That is,  $\mathbb{P}(\|\mathbf{y}\|_2 \leq R) = 1$ .*

**PROPOSITION 6 (Uniform convergence of  $M_K^N(\theta)$  in  $K$ ).** *Suppose Assumptions 1 - 3 hold. If  $\mathbf{f}(\mathbf{x}, \theta)$  is strongly convex in  $\mathbf{x}$  for each  $\theta \in \Theta$ , then  $M_K^N(\theta)$  uniformly converges to  $M(\theta)$  in  $K$  for  $\theta \in \Theta$  and  $N$ . That is,  $\forall N, \sup_{\theta \in \Theta} |M_K^N(\theta) - M^N(\theta)| \xrightarrow{p} 0$ .*

*Proof.* We use notations here similar to those in Proposition 5. We have

$$\begin{aligned} M_K^N(\theta) &= \frac{1}{N} \sum_{i \in [N]} \min_{k \in [K]} \|\mathbf{y}_i - \mathbf{x}_k\|_2^2 \\ &\leq \frac{1}{N} \sum_{i \in [N]} \|\mathbf{y}_i - S(w_{\mathbf{y}_i}^{NK}, \theta)\|_2^2 \\ &= \frac{1}{N} \sum_{i \in [N]} \|\mathbf{y}_i - S(w_{\mathbf{y}_i}, \theta)\|_2^2 + \frac{1}{N} \sum_{i \in [N]} \|S(w_{\mathbf{y}_i}, \theta) - S(w_{\mathbf{y}_i}^{NK}, \theta)\|_2^2 \\ &\quad + \frac{2}{N} \sum_{i \in [N]} \langle \mathbf{y}_i - S(w_{\mathbf{y}_i}, \theta), S(w_{\mathbf{y}_i}, \theta) - S(w_{\mathbf{y}_i}^{NK}, \theta) \rangle \\ &\leq \frac{1}{N} \sum_{i \in [N]} \|\mathbf{y}_i - S(w_{\mathbf{y}_i}, \theta)\|_2^2 + \frac{1}{N} \sum_{i \in [N]} \|S(w_{\mathbf{y}_i}, \theta) - S(w_{\mathbf{y}_i}^{NK}, \theta)\|_2^2 \\ &\quad + \frac{2}{N} \sum_{i \in [N]} \|\mathbf{y}_i - S(w_{\mathbf{y}_i}, \theta)\|_2 \|S(w_{\mathbf{y}_i}, \theta) - S(w_{\mathbf{y}_i}^{NK}, \theta)\|_2 \quad (\text{Cauchy Schwarz inequality}). \end{aligned} \quad (12)$$

Moreover, by part (b) of Lemma 3, we have  $M_K^N(\theta) - M^N(\theta) \geq 0$ . To this end, through a similar argument as in the proof of Proposition 5, we have

$$0 \leq M_K^N(\theta) - M^N(\theta) \leq A_K \left( A_K + 2B + 2R \right), \quad (13)$$

where the last inequality follows from the fact that  $\max_{i \in [N], \theta \in \Theta} \|S(w_{\mathbf{y}_i}, \theta) - S(w_{\mathbf{y}_i}^{NK}, \theta)\|_2 \leq A_K$ .

The remaining proof is exactly the same as that of Proposition 5.  $\square$

We would like to point out that previous four convergence results are provided merely for theoretical understanding as neither the distribution of  $\mathbf{y}$  or the efficient set  $X_E(\theta)$  is available in practice. Nevertheless, they serve as the bridge to prove the uniform convergence of the numerically computable one of  $M_K^N(\theta)$  to the abstract concept of  $M(\theta)$ . Before establishing the formal proof, we introduce one definition to support our convergence analysis with respect to both  $N$  and  $K$ .

**DEFINITION 3 (DOUBLE-INDEX CONVERGENCE).** Let  $\{X_{mn}\}$  be an array of double-index random variables. Let  $X$  be a random variable. If  $\forall \delta > 0, \forall \epsilon > 0, \exists N$ , s.t.  $\forall m, n \geq N, \mathbb{P}(|X_{mn} - X| > \epsilon) < \delta$ . Then  $X_{mn}$  is said to converge in probability to  $X$  (denoted by  $X_{mn} \xrightarrow{P} X$ ).

**PROPOSITION 7 (Uniform convergence of  $M_K^N(\theta)$  in  $N$  and  $K$ ).** Under the same conditions of Proposition 6,  $M_K^N(\theta)$  uniformly converges to  $M(\theta)$  in  $N$  and  $K$  for all  $\theta \in \Theta$ . That is,

$$\sup_{\theta \in \Theta} |M_K^N(\theta) - M(\theta)| \xrightarrow{P} 0.$$

*Proof.*  $\forall \theta \in \Theta, |M_K^N(\theta) - M(\theta)| \xrightarrow{P} 0$  if and only if  $\forall \delta > 0, \forall \epsilon > 0, \exists J$ , s.t.  $\forall N, K \geq J$ ,

$$\mathbb{P}(|M_K^N(\theta) - M(\theta)| > \epsilon) < \delta. \quad (14)$$

To prove the above statement, we first note that

$$\begin{aligned} \mathbb{P}(|M_K^N(\theta) - M(\theta)| > \epsilon) &= \mathbb{P}(|M_K^N(\theta) - M^N(\theta) + M^N(\theta) - M(\theta)| > \epsilon) \\ &\leq \mathbb{P}(|M_K^N(\theta) - M^N(\theta)| + |M^N(\theta) - M(\theta)| > \epsilon) \\ &\leq \mathbb{P}(|M_K^N(\theta) - M^N(\theta)| > \epsilon/2) + \mathbb{P}(|M^N(\theta) - M(\theta)| > \epsilon/2). \end{aligned} \quad (15)$$

For the first term on the last line of (15), by Proposition 6,  $\exists K_1$ , s.t.  $\forall K \geq K_1, \forall N$ ,

$$\mathbb{P}(|M_K^N(\theta) - M^N(\theta)| > \epsilon/2) < \delta/2. \quad (16)$$

For the second term on the last line of (15), by Proposition 3,  $\exists N_1$ , s.t.  $\forall N \geq N_1$ ,

$$\mathbb{P}(|M^N(\theta) - M(\theta)| > \epsilon/2) < \delta/2. \quad (17)$$

Now, let  $J = \max\{N_1, K_1\}$ . Putting (16) and (17) in (15), we have  $\forall N, K \geq J$ ,

$$\mathbb{P}(|M_K^N(\theta) - M(\theta)| > \epsilon) < \delta. \quad (18)$$

Hence, we complete the proof.  $\square$

### 3.2. Risk Consistency of the Estimators

We denote  $\Theta^*$  the set of parameters that minimizes the risk and refer to it as the optimal set. Namely,  $\Theta^* = \{\theta^* \in \Theta : M(\theta^*) = \min_{\theta \in \Theta} M(\theta)\}$ . To this end, we can prove risk consistency.

**THEOREM 1 (Consistency of IMOP-EMP).** *Suppose Assumptions 1 - 2 hold. If  $\mathbf{f}(\mathbf{x}, \theta)$  is strictly convex in  $\mathbf{x}$  for each  $\theta \in \Theta$ , then  $M(\hat{\theta}^N) \xrightarrow{P} M(\theta^*)$ .*

*Proof.* Let  $\theta^* \in \Theta^*$ , and  $\hat{\theta}^N \in \arg \min\{M^N(\theta) : \theta \in \Theta\}$ . Then,  $M(\hat{\theta}^N) - M(\theta^*) \geq 0$ . Also,

$$\begin{aligned} M(\hat{\theta}^N) - M(\theta^*) &= M(\hat{\theta}^N) - M^N(\hat{\theta}^N) + M^N(\hat{\theta}^N) - M(\theta^*) \\ &\leq M(\hat{\theta}^N) - M^N(\hat{\theta}^N) + M^N(\theta^*) - M(\theta^*) \\ &\leq 2 \sup_{\theta \in \Theta} |M^N(\theta) - M(\theta)|, \end{aligned}$$

where the first inequality follows the fact that  $M^N(\hat{\theta}^N) \leq M^N(\theta^*)$ .

Hence, applying Proposition 3 yields that  $M(\hat{\theta}^N) - M(\theta^*) \xrightarrow{P} 0$ .  $\square$

Theorem 1 states that  $\hat{\theta}^N$  converges in probability to one point in the optimal set  $\Theta^*$ .

**THEOREM 2 (Consistency of IMOP-WS).** *Suppose Assumptions 1 - 2 hold. If  $\mathbf{f}(\mathbf{x}, \theta)$  is strongly convex in  $\mathbf{x}$  for each  $\theta \in \Theta$ , then  $M(\hat{\theta}_K) \xrightarrow{P} M(\theta^*)$ .*

Proof of Theorem 2 is essentially the same to that of Theorem 1, and is omitted.

Theorem 2 indicates that  $\hat{\theta}_K$  also converges in probability to one point in the optimal set  $\Theta^*$ .

Recall that IMOP-EMP-WS is the only one we can and will solve to infer the unknown parameters of a decision making problem among the four models listed in Table 1. Thus, the following theorem is the most important one from the perspective of computation.

**THEOREM 3 (Consistency of IMOP-EMP-WS).** *Suppose Assumptions 1 - 3 hold. If  $\mathbf{f}(\mathbf{x}, \theta)$  is strongly convex in  $\mathbf{x}$  for each  $\theta \in \Theta$ , then  $M(\hat{\theta}_K^N) \xrightarrow{P} M(\theta^*)$ .*

Proof of Theorem 3 is essentially the same to those of Theorems 1 and 2, and is omitted.

Similar to Theorems 1 - 2, Theorem 3 indicates that  $\hat{\theta}_K^N$  converges in probability to one point in the optimal set  $\Theta^*$ . Actually, as we will see in EXAMPLE 1 and 2, if no information about decision makers' preference or partial understanding on  $\theta$  is imposed, the optimal set  $\Theta^*$  is often not a singleton even when the objective functions are strongly convex. This indicates one challenge of parameter inference through inverse multiobjective optimization. With such an observation, the risk consistency, or persistence in Greenshtein and Ritov (2004), is a more realistic standard for the estimator when learning parameters through solving IMOP.

### 3.3. Generalization Bound of IMOP-EMP-WS

For fixed weight samples  $\{w_k\}_{k \in [K]}$ , we want to estimate the risk  $M_K(\hat{\theta}_K^N)$  as it quantifies how well the performance of our estimator  $\hat{\theta}_K^N$  generalizes to the unseen data. However, this quantity cannot be obtained since the distribution  $\mathbb{P}_{\mathbf{y}}$  is unknown, and thus is a random variable (since it depends on the data). Hence, one way to make a statement about this quantity is to say how it relates to an estimate such as the empirical risk  $M_K^N(\hat{\theta}_K^N)$ . Before providing the main theorem, we first introduce some important definitions and lemmas.

**DEFINITION 4 (RADEMACHER RANDOM VARIABLES).** Random variables  $\sigma_1, \dots, \sigma_N$  are called *Rademacher random variables* if they are independent, identically distributed and  $\mathbb{P}(\sigma_i = 1) = \mathbb{P}(\sigma_i = -1) = 1/2$  for  $i \in [N]$ .

Let  $\mathcal{F}$  be a class of functions mapping from  $Z$  to  $[a, b]$ , and  $Z_1, \dots, Z_N$  be independent and identically distributed (i.i.d.) random variables on  $Z$ .

**DEFINITION 5.** The Rademacher complexity of  $\mathcal{F}$  is

$$Rad_N(\mathcal{F}) = \frac{1}{N} \mathbb{E} \left[ \sup_{f \in \mathcal{F}} \sum_{i \in [N]} \sigma_i f(Z_i) \right],$$

where the expectation is taken over  $\sigma$  and  $Z_1, \dots, Z_N$ .

Intuitively,  $Rad_N(\mathcal{F})$  is large if one can find function  $f \in \mathcal{F}$  that look like random noise, that is, these functions are highly correlated with Rademacher random variables  $\sigma_1, \dots, \sigma_N$ .

**LEMMA 5.** Let  $\mathcal{F}$  be a class of functions mapping from  $Z$  to  $[a, b]$ . Let  $Z_1, \dots, Z_N$  be i.i.d. random variables on  $Z$ . Then, for any  $0 < \delta < 1$ , with probability at least  $1 - \delta$ , every  $f \in \mathcal{F}$  satisfies

$$\mathbb{E}[f(Z)] \leq \frac{1}{N} \sum_{i \in [N]} f(Z_i) + 2Rad_N(\mathcal{F}) + (b - a) \sqrt{\frac{\log(1/\delta)}{2N}}.$$

**REMARK 4.** The last term of the inequality in Lemma 5 might not be tight. We are able to obtain tighter bounds using more complex methods such as the one in Bartlett and Mendelson (2002). We refer the reader to Vapnik (2013), Bousquet et al. (2004) for detailed introductions on how to characterize the generalization bound that the estimators may have in given situations.

Given  $K$  and  $\theta$ , we define a function  $f(\cdot, \theta)$  by  $f(\mathbf{y}, \theta) = \min_{k \in [K]} \|\mathbf{y} - \mathbf{x}_k\|_2^2$ , where  $\mathbf{x}_k \in S(w_k, \theta)$  for all  $k \in [K]$ . Now consider the class of functions  $\mathcal{F} = \{f(\cdot, \theta) : \theta \in \Theta\}$ . To bound the risk  $\mathbb{E}[f(\mathbf{y}, \theta)]$  using Lemma 5, we need to either compute the value of  $Rad_N(\mathcal{F})$  or find an upper bound of it. Note that the computation of  $Rad_N(\mathcal{F})$  involves solving a difficult optimization problem over  $\mathcal{F}$ . In contrast, obtaining a bound of  $Rad_N(\mathcal{F})$  is relatively easier. Therefore, we seek to bound  $Rad_N(\mathcal{F})$  in the following lemma.

LEMMA 6. *The Rademacher complexity of  $\mathcal{F}$  is bounded by a function of sample size  $N$ ,*

$$\text{Rad}_N(\mathcal{F}) \leq \frac{K}{\sqrt{N}} \left( B^2 + 2BR \right).$$

We are now ready to state the main result in this section.

THEOREM 4 (**Generalization bound**). *Suppose Assumptions 1 - 3 hold. For any  $0 < \delta < 1$ , with probability at least  $1 - \delta$  with respect to the observations,*

$$M_K(\hat{\theta}_K^N) \leq M_K^N(\hat{\theta}_K^N) + \frac{1}{\sqrt{N}} \left( 2K(B^2 + 2BR) + (B + R)^2 \sqrt{\log(1/\delta)/2} \right) \text{ for each } K.$$

*Proof.* We specialize Lemmas 5 and 6 to prove the theorem. Note that

$$0 \leq f(\mathbf{y}, \theta) = \min_{k \in [K]} \|\mathbf{y} - \mathbf{x}_k\|_2^2 \leq (B + R)^2.$$

Let  $a = 0, b = (B + R)^2$  in Lemma 5. Then, combining the results in Lemmas 5 and 6 yields this theorem.  $\square$

Essentially, this theorem indicates that the risk of the estimator constructed by solving IMOP-EMP-WS, which can be seen as the test error for fixed weight samples  $\{w_k\}_{k \in [K]}$ , is no worse than the empirical risk, which can be seen as the training error, by an additional term that is of  $\mathcal{O}(1/\sqrt{N})$ .

## 4. Identifiability Analysis for IMOP

In this section, we propose the concept of identifiability in the context of decision making problems with multiple objectives, and show its strong correlation with the performance of our inverse multiobjective optimization model.

DEFINITION 6 (HAUSDORFF SEMI-DISTANCE). Let  $X$  and  $Y$  be two nonempty set. We define their *Hausdorff semi-distance* by

$$d_{sH}(X, Y) = \sup_{x \in X} \inf_{y \in Y} d(x, y).$$

Clearly,  $d_{sH}(X, Y) = 0$  if  $X = Y$ . Nevertheless,  $d_{sH}(X, Y) = 0$  does not always lead to  $X = Y$ .

LEMMA 7.  $d_{sH}(X, Y) = 0$  if and only if  $X \subseteq Y$ .

*Proof.* Sufficiency:  $d_{sH}(X, Y) = 0$  implies that  $\inf_{y \in Y} \|x - y\|_2 = 0, \forall x \in X$ . That is,  $\exists y \in Y$ , s.t.  $x = y$ . Hence,  $X \subseteq Y$ . Necessity:  $X \subseteq Y$  implies that  $\forall x \in X, \exists y \in Y$ , s.t.  $y = x$ . Thus,  $\inf_{y \in Y} \|x - y\|_2 = 0$ . Therefore,  $d_{sH}(X, Y) = 0$ .  $\square$

We are now ready to state our definition of Identifiability in the context of DMP.

DEFINITION 7 (IDENTIFIABILITY). A DMP is said to be identifiable at  $\theta \in \Theta$ , if for all  $\theta' \in \Theta \setminus \theta$ ,

$$d_{sH}(X_E(\theta), X_E(\theta')) > 0.$$

Intuitively, a DMP is identifiable if its efficient set can not be covered by that of any other DMP with parameter in  $\Theta$ . More precisely,  $X_E(\theta)$  is not a subset of  $X_E(\theta')$  for any  $\theta' \in \Theta \setminus \theta$ .

#### 4.1. Estimation Consistency of IMOP under Identifiability

Let  $\theta_0$  be the underlying parameter of the DMP that generates the data. If DMP is identifiable at  $\theta_0$ , and the data is not corrupted by noise, then  $M(\theta)$  achieves its minimum uniquely at  $\theta_0$ . We are now ready to state our result regarding the estimation consistency of  $\hat{\theta}_K^N$ .

**THEOREM 5 (Consistency of  $\hat{\theta}_K^N$ ).** *Suppose Assumptions 1 - 2 hold. Suppose also that  $\mathbf{f}(\mathbf{x}, \theta)$  is strongly convex in  $\mathbf{x}$  for each  $\theta \in \Theta$ , and that  $\forall \mathbf{y} \in \mathcal{Y}, \mathbf{y} \in X_E(\theta_0)$ . That is, there is no noise in the data. If DMP is identifiable at  $\theta_0 \in \Theta$ , then  $\hat{\theta}_K^N \xrightarrow{P} \theta_0$ .*

*Proof.* First, we show that  $\theta_0$  minimizes  $M(\theta)$  among  $\Theta$ . This is readily true since  $M(\theta_0) = 0$  by noting that there is no noise in the data. By Theorem 3, a direct result is  $M(\hat{\theta}_K^N) \xrightarrow{P} M(\theta_0) = 0$ . Second, we show that  $\theta_0$  is the unique solution that minimizes  $M(\theta)$  among  $\Theta$ .  $\forall \theta' \in \Theta \setminus \theta_0$ ,  $M(\theta) = \mathbb{E}_{\mathbf{y} \in X_E(\theta_0)} (\min_{\mathbf{x} \in X_E(\theta)} \|\mathbf{y} - \mathbf{x}\|_2^2) > 0$  as  $d_{sH}(X_E(\theta), X_E(\theta')) > 0$ . Consequently, we have  $M(\theta) > M(\theta_0) = 0$ . Finally, since DMP is identifiable at  $\theta_0$ , then  $\forall \epsilon > 0, \exists \delta > 0$ , s.t.  $M(\theta) - M(\theta_0) > \delta$  for every  $\theta$  with  $d(\theta, \theta_0) > \epsilon$ . Thus, the event  $\{d(\hat{\theta}_K^N, \theta_0) > \epsilon\}$  is contained in the event  $\{M(\hat{\theta}_K^N) - M(\theta_0) > \delta\}$ . Namely,  $\mathbb{P}(d(\hat{\theta}_K^N, \theta_0) > \epsilon) \leq \mathbb{P}(M(\hat{\theta}_K^N) - M(\theta_0) > \delta)$ . We complete the proof by noting that the probability of the right term converges to 0 as  $M(\hat{\theta}_K^N) \xrightarrow{P} M(\theta_0)$ .  $\square$

On top of the ability of inferring parameters in DMP, we would like to point out that our inverse model has an additional benefit of learning the distribution of decision makers' preferences.

By solving IMOP-EMP-WS, note that we obtain not only an estimation of  $\theta$  and  $\{\mathbf{x}_k\}_{k \in [K]}$ , but also the value of  $z_{ik}$  for each  $i \in [N]$  and  $k \in [K]$ . We group all those noisy decisions with  $z_{ik} = 1$  among  $\{\mathbf{y}_i\}_{i \in [N]}$  to the cluster  $C_k$  for each  $k \in [K]$ . For the cluster  $C_k$ , all the noisy decisions share the same preference over objective functions. More precisely, we let  $w_k$ , the  $k$ th weight sample, represent the preference of the decision makers in  $C_k$  over multiple objective functions. Here, one latent assumption we make is that decision makers in the same cluster are homogeneous in their preferences for different objectives. Next, we propose the concept of the bijectivity of a DMP to support the performance analysis of the inferred preference.

**DEFINITION 8 (BIJECTIVITY).** A DMP is said to be bijective at  $\theta \in \Theta$  if  $X_E(\theta) = \bigcup_{w \in \mathcal{W}_p} S(w, \theta)$ ,  $S(w, \theta)$  is single valued for  $w$  almost surely, and  $\forall w_1, w_2 \in \mathcal{W}_p, w_1 \neq w_2$  implies  $S(w_1, \theta) \neq S(w_2, \theta)$ .

With a slight abuse of notation, we let  $w_{\mathbf{y}}$  be the true weight for  $\mathbf{y}$ , and  $w_{\mathbf{y}}^{NK}$  be the estimated weight for  $\mathbf{y}$  given  $\hat{\theta}_K^N$ . More precisely,  $w_{\mathbf{y}}^{NK} = \arg \min_{w_k: k \in [K]} \{l_K(\mathbf{y}, \hat{\theta}_K^N)\}$ . The following theorem shows that the inferred preference converges in probability to the true preference if the DMP we investigate enjoys the identifiability and the bijectivity defined above.

**THEOREM 6 (Consistency of  $w_{\mathbf{y}}^{NK}$ ).** *Suppose the same conditions of Theorem 5 hold. If DMP is bijective at  $\theta_0$ , then  $\|w_{\mathbf{y}} - w_{\mathbf{y}}^{NK}\|_2 \xrightarrow{P} 0$  for  $\mathbf{y} \in \mathcal{Y}$  almost surely.*

*Proof.* First, note that

$$\begin{aligned} \|S(w_{\mathbf{y}}^{NK}, \theta_0) - S(w_{\mathbf{y}}, \theta_0)\|_2 &= \|S(w_{\mathbf{y}}^{NK}, \theta_0) - S(w_{\mathbf{y}}^{NK}, \hat{\theta}_K^N) + S(w_{\mathbf{y}}^{NK}, \hat{\theta}_K^N) - S(w_{\mathbf{y}}, \theta_0)\|_2 \\ &\leq \|S(w_{\mathbf{y}}^{NK}, \theta_0) - S(w_{\mathbf{y}}^{NK}, \hat{\theta}_K^N)\|_2 + \|S(w_{\mathbf{y}}^{NK}, \hat{\theta}_K^N) - S(w_{\mathbf{y}}, \theta_0)\|_2. \end{aligned} \quad (19)$$

By Theorem 5, we have  $\hat{\theta}_K^N \xrightarrow{P} \theta_0$ . Note that  $S(w, \theta)$  is continuous in  $\theta \in \Theta$ . By continuous mapping theorem, the first term in the last line of (19)  $\|S(w_{\mathbf{y}}^{NK}, \theta_0) - S(w_{\mathbf{y}}^{NK}, \hat{\theta}_K^N)\|_2 \xrightarrow{P} 0$ .

By the argument in the proof of Theorem 5, the second term in the last line of (19)  $\|S(w_{\mathbf{y}}^{NK}, \hat{\theta}_K^N) - S(w_{\mathbf{y}}, \theta_0)\|_2 \xrightarrow{P} 0$  almost surely. Otherwise,  $M(\hat{\theta}_K^N) = \mathbb{E}_{\mathbf{y} \in X_E(\theta_0)} (\min_{\mathbf{x} \in X_E(\hat{\theta}_K^N)} \|\mathbf{y} - \mathbf{x}\|_2^2) = \mathbb{E}_{\mathbf{y} \in X_E(\theta_0)} \|S(w_{\mathbf{y}}^{NK}, \hat{\theta}_K^N) - S(w_{\mathbf{y}}, \theta_0)\|_2^2 > 0$ , and thus will not converge to  $M(\theta_0)$ .

Putting the above two results into (19) yields  $\|S(w_{\mathbf{y}}^{NK}, \theta_0) - S(w_{\mathbf{y}}, \theta_0)\|_2 \xrightarrow{P} 0$  almost surely.

Next, note that  $S(w, \theta_0)$  is continuous in  $w$ , and that  $MOP(\theta_0)$  is bijective. Then, we have that  $S(\cdot, \theta_0) : \mathcal{W}_p \rightarrow X_E(\theta_0)$  is a one-to-one correspondence. Thus,  $S(\cdot, \theta_0)$  is a homeomorphism by the inverse mapping theorem (Sutherland 2009), meaning that the inverse map  $S^{-1}(\cdot, \theta_0) : X_E(\theta_0) \rightarrow \mathcal{W}_p$  is also continuous. Therefore,  $\|S(w_{\mathbf{y}}^{NK}, \theta_0) - S(w_{\mathbf{y}}, \theta_0)\|_2 \xrightarrow{P} 0$  implies that  $\|w_{\mathbf{y}} - w_{\mathbf{y}}^{NK}\|_2 \xrightarrow{P} 0$  by the continuous mapping theorem.  $\square$

## 4.2. Non-identifiability of a Decision Making Problem

A DMP might be non-identifiable in various ways. One trivial non-identifiability occurs due to scaling or permuting the component functions in  $\mathbf{f}(\mathbf{x}, \theta)$  or  $\mathbf{g}(\mathbf{x}, \theta)$ . Nevertheless, this is not a serious problem in practice because some components of  $\mathbf{f}(\mathbf{x}, \theta)$  or  $\mathbf{g}(\mathbf{x}, \theta)$  might be known a priori, which helps avoid the occurrence of non-identifiability. Otherwise, this type of non-identifiability could be prevented by normalizing some components of the parameter before solving IMOP-EMP-WS.

A more subtle non-identifiability issue occurs as shown by the following two examples.

EXAMPLE 1.

$$\begin{aligned} \min \quad & \begin{pmatrix} x_1^2 + 2x_2^2 + 6x_1 + 2x_2 \\ 2x_1^2 + x_2^2 - 12x_1 - 10x_2 \end{pmatrix} \\ \text{s.t.} \quad & 3x_1 - x_2 \leq 6, \\ & x_2 \leq 3, \\ & x_1, x_2 \geq 0. \end{aligned}$$

EXAMPLE 2.

$$\begin{aligned} \min \quad & \begin{pmatrix} 7x_1^2 + 11x_2^2 + 19x_1 \\ 12x_1^2 + 6x_2^2 - 72x_1 - 60x_2 \end{pmatrix} \\ \text{s.t.} \quad & 3x_1 - x_2 \leq 6, \\ & x_2 \leq 3, \\ & x_1, x_2 \geq 0. \end{aligned}$$

PROPOSITION 8. *EXAMPLE 1 and EXAMPLE 2 have the same efficient set.*

*Proof.* Since both examples are strongly convex MOPs, any efficient solution of them can be obtained by solving WP according to Proposition 2. Also, every optimal solution of the weighting problem is an efficient solution by part (b) of Proposition 1.

Let  $w \in [0, 1]$  be the weight of the first function. The optimal solutions for WP in Example 1 can be characterized parametrically by  $w$  as

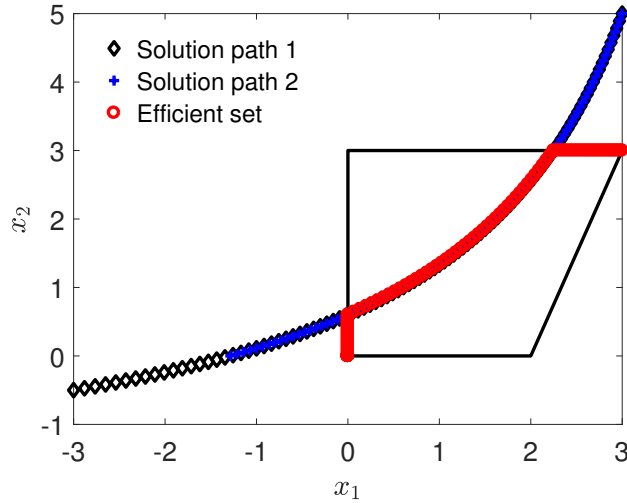
$$x_1^1(w) = \begin{cases} \frac{6-9w}{2-w}, & \text{if } 0 \leq w \leq 2/3, \\ 0, & \text{if } 2/3 < w \leq 1, \end{cases} \quad x_2^1(w) = \begin{cases} 3, & \text{if } 0 \leq w \leq 2/9, \\ \frac{5-6w}{1+w}, & \text{if } 2/9 < w \leq 5/6, \\ 0, & \text{otherwise.} \end{cases} \quad (20)$$

Similarly, the optimal solutions for the WP in Example 2 can be characterized parametrically as

$$x_1^2(w) = \begin{cases} \frac{36-45w}{12-5w}, & \text{if } 0 \leq w \leq 4/5, \\ 0, & \text{otherwise,} \end{cases} \quad x_2^2(w) = \begin{cases} 3, & \text{if } 0 \leq w \leq 4/15, \\ \frac{30-30w}{6+5w}, & \text{otherwise.} \end{cases} \quad (21)$$

We can show that  $x_1^1(w) = x_1^2(\frac{6}{5}w)$  and  $x_2^1(w) = x_2^2(\frac{6}{5}w)$  for  $0 \leq w \leq \frac{5}{6}$ . In addition,  $x_1^1(w) = x_1^2(w) = 0$  for  $\frac{5}{6} \leq w \leq 1$ . Therefore, these parametric points in (20) and (21) correspond to the same curve. Hence, EXAMPLE 1 and EXAMPLE 2 have the same efficient set.  $\square$

We plot the two efficient sets in Figure 3. One can see that the two examples share the same efficient set. Suppose no restrictions on the variables  $x_1$  and  $x_2$ , we obtain a set of points that consists of the optimal solution of WP for each  $w \in [0, 1]$ . We call it the solution path for DMP. To further illustrate why these two examples share the same efficient set, we plot the solution paths for both of them in Figure 3. It shows that solution path 2 is covered by solution path 1. Note that both solution paths have points lying outside of the feasible region. These points are rendered to become the same efficient solutions on the boundary of the feasible region, which explains why two MOPs with different solution paths have the same efficient set.



**Figure 3** The black diamond dots represent the solution path of Example 1. The blue "+" dots show the solution path of Example 2. The red circle dots indicate the efficient set for both examples.

#### 4.3. Test Non-identifiability of a Decision Making Problem

As shown in previous section, non-identifiability of a DMP occurs in various ways, which would bring serious problems to the inference of parameters. Therefore, it is necessary to provide a



systematic procedure to test whether a DMP is identifiable or not. To achieve this, we first introduce the test problem in the following.

$$\begin{aligned} \text{TEST-PROBLEM} \quad & \max_{\theta \in \Theta} \|\theta - \hat{\theta}_K^N\|_1 \\ \text{s.t.} \quad & \mathbf{x}_i \in \bigcup_{k \in [K']} S(w_k, \theta) \quad \forall i \in [N'], \end{aligned}$$

where  $\hat{\theta}_K^N$  is an optimal solution of IMOP-EMP-WS, and  $\{\mathbf{x}_i\}_{i \in [N]'}$  are the efficient points on  $X_E(\hat{\theta}_K^N)$  which could be obtained a priori by solving WP with a set of weights  $\{w_i\}_{i \in [N]'}$ .

Indeed, TEST-PROBLEM seeks to find the furthest  $\theta$  to  $\hat{\theta}_K^N$  that still keeps  $X_E(\hat{\theta}_K^N)$  efficient. Thus, the test statistic could be the optimal value  $z_{test}$  of TEST-PROBLEM, where  $z_{test} > 0$  suggests that there might exist multiple parameters keeping  $X_E(\hat{\theta}_K^N)$  efficient, and that DMP is non-identifiable.

We need three sets of weight samples to solve TEST-PROBLEM. The first set of weight samples  $\{w_k\}_{k \in [K]}$  is used in IMOP-EMP-WS. Once obtaining  $\hat{\theta}_K^N$ , we use the second set of weight samples  $\{w_i\}_{i \in [N]'}$  to generate the efficient points on  $X_E(\hat{\theta}_K^N)$ . The third set of weight samples  $\{w_k\}_{k \in [K']}$  is used to find the furthest  $\theta$  to  $\hat{\theta}_K^N$  that keeps  $\{\mathbf{x}_i\}_{i \in [N]'}$  efficient. These three sets of weights do not necessarily be the same. Since the weighting problem WP is a convex program and thus is the easiest one among the three problems,  $\{w_i\}_{i \in [N]'}$  should be the largest set. In addition, IMOP-EMP-WS is the most difficult one to solve, and thus  $\{w_k\}_{k \in [K]}$  should be the smallest set.

Suppose  $\mathbf{f}(\mathbf{x}, \theta)$  and  $\mathbf{g}(\mathbf{x}, \theta)$  are smooth in  $\mathbf{x}$ , we can reformulate the TEST-PROBLEM by replacing the optimal set  $S(w_k, \theta)$  with strong duality or its KKT conditions and using binary variables to indicate the inclusion relationship between  $\mathbf{x}_i$  and  $S(w_k, \theta)$ . The reformulation is given in APPENDIX B.1. The test process is formally presented in Algorithm 1.

---

**Algorithm 1** Test Non-identifiability of a Decision Making Problem

---

- 1: Choose weight samples  $\{w_k\}_{k \in [K]}$ . Solve IMOP-EMP-WS. Denote  $\hat{\theta}_K^N$  the optimal solution.
  - 2: Choose a new set of weight samples  $\{w_i\}_{i \in [N]'}$ . Generate  $|N'|$  efficient points on  $X_E(\hat{\theta}_K^N)$  by solving WP. Namely,  $\mathbf{x}_i \in S(w_i, \hat{\theta}_K^N)$  for each  $i \in [N']$ .
  - 3: Choose another set of weight samples  $\{w_k\}_{k \in [K']}$ . Solve TEST-PROBLEM. Let the test statistic be the optimal value  $z_{test}$ .
  - 4: If  $z_{test} \neq 0$ , we believe DMP is non-identifiable based on the data.
- 

#### 4.4. Eliminating Non-identifiability of a Decision Making Problem

Suppose Algorithm 1 assures us that DMP is non-identifiable, there are at least three underlying reasons to explain this phenomenon. These reasons include the lack of data, information about

decision maker's preference, or knowledge about the parameter. Accordingly, there exist at least three ways to tackle the non-identifiability issue.

The most natural way that might help avoid the occurrence of non-identifiability is to collect more data when it is practical and economically available. Another way is to seek for additional information about the decision making process. For example, if we know all or part of the decision makers' preferences, i.e., we know the weight-decision correspondences, we could use (6) instead of IMOP-EMP-WS. Another method is to obtain more knowledge about the parameters. For example, if we seek to learn the coefficients of the term  $x_2$  in EXAMPLE 1 given that all the other coefficients are known, solving IMOP-EMP-WS would find the true parameter. In the worst case, none of these approaches works individually, and we need to combine all of them to tackle the non-identifiability issue as is demonstrated in Section 6.

## 5. Solutions Approaches to IMOP-EMP-WS

The most natural way to solve IMOP-EMP-WS is to transform it into a single level optimization problem by replacing the constraints  $\mathbf{x}_k \in S(w_k, \theta)$  with optimality conditions (Dempe et al. 2015). In general, there are at least three ways to achieve this. One way is to replace  $\mathbf{x}_k \in S(w_k, \theta)$  by the variational inequalities, the second way is to employ the strong duality theorem of convex optimization, and the third way is to replace  $\mathbf{x}_k \in S(w_k, \theta)$  by the KKT conditions. Note that the first and second ways will introduce product terms of the upper level decision variables (i.e.,  $\theta$ ) and lower level decision variables (i.e.,  $\mathbf{x}_k$ ), making the reformulated problems extremely difficult to solve. Nevertheless, the third approach would avoid such a situation since the complementary constraints in KKT conditions can be linearized. Hence, we will present our solution approaches based on the reformulations using KKT conditions.

The single level reformulation of IMOP-EMP-WS is a mixed integer nonlinear program (MINLP), which is known to be extremely difficult to solve. To tackle this challenge, we develop a fast heuristic algorithm based on alternating direction method of multipliers (ADMM) and a clustering-based algorithm that guarantees to converge to a (local) optimal solution.

### 5.1. ADMM for IMOP

The ADMM was originally proposed in Glowinski and Marroco (1975) and Gabay and Mercier (1976), and recently revisited by Boyd et al. (2011). In practice, ADMM often exhibits a substantially faster convergence rate than traditional methods in solving convex optimization problems. Characterizing the convergence rate of ADMM for convex optimization problems is still a popular research topic (Shi et al. 2014, Deng and Yin 2016, Hong and Luo 2017). Although ADMM might not converge even for convex problems with more than two blocks of variables (Chen et al.

2016), many recent papers have numerically demonstrated the fast and appealing convergence behavior of ADMM on nonconvex problems (Diamond et al. 2016, Magnússon et al. 2016, Alavian and Rotkowitz 2017). Hence, we apply ADMM as a heuristic to solve the nonconvex problem IMOP-EMP-WS.

IMOP-EMP-WS is closely related to the global consensus problem discussed heavily in Boyd et al. (2011), but with the important difference that IMOP-EMP-WS is a nonconvex problem. In order to use ADMM, we first partition  $\{\mathbf{y}_i\}_{i \in [N]}$  equally into  $T$  groups, and denote  $\{\mathbf{y}_i\}_{i \in [N_t]}$  the observations in  $t$ -th group. Then, we introduce a set of new variables  $\{\theta^t\}_{t \in T}$ , typically called local variables, and transform IMOP-EMP-WS equivalently to the following problem:

$$\begin{aligned} \min_{\theta \in \Theta, \theta^t \in \Theta} \quad & \sum_{t \in T} \sum_{i \in [N_t]} l_K(\mathbf{y}_i, \theta^t) \\ \text{s.t.} \quad & \theta^t = \theta, \quad \forall t \in [T]. \end{aligned} \quad (22)$$

ADMM for problem (22) can be derived directly from the augmented Lagrangian

$$L_\rho(\theta, \{\theta^t\}_{t \in [T]}, \{\mathbf{v}^t\}_{t \in [T]}) = \sum_{t \in [T]} \left( \sum_{i \in [N_t]} l_K(\mathbf{y}_i, \theta^t) + \langle \mathbf{v}^t, \theta^t - \theta \rangle + (\rho/2) \|\theta^t - \theta\|_2^2 \right),$$

where  $\rho > 0$  is an algorithm parameter,  $\mathbf{v}^t$  is the dual variable for the constraint  $\theta^t = \theta$ .

Let  $\bar{\theta}^k = \frac{1}{|T|} \sum_{t \in T} \theta^{t,k}$ . As suggested in Boyd et al. (2011), the primal and dual residuals are

$$r_{pri}^k = \left( \theta^{1,k} - \bar{\theta}^k, \dots, \theta^{|T|,k} - \bar{\theta}^k \right), \quad r_{dual}^k = -\rho \left( \bar{\theta}^k - \bar{\theta}^{k-1}, \dots, \bar{\theta}^k - \bar{\theta}^{k-1} \right),$$

so their squared norms are

$$\|r_{pri}^k\|_2^2 = \sum_{t \in T} \|\theta^{t,k} - \bar{\theta}^k\|_2^2, \quad \|r_{dual}^k\|_2^2 = |T| \rho^2 \|\bar{\theta}^k - \bar{\theta}^{k-1}\|_2^2.$$

$\|r_{pri}^k\|_2^2$  is  $|T|$  times the variance of  $\{\theta^{t,k}\}_{t \in T}$ , which can be interpreted as a natural measure of (lack of) consensus. Similarly,  $\|r_{dual}^k\|_2^2$  is a measure of the step length. These suggest that a reasonable stopping criterion is that the primal and dual residuals must be small.

The resulting ADMM algorithm in scaled form is formally presented in the following.

REMARK 5. (i) With a slight abuse of notation, we use  $\theta^k$  to denote the estimation of  $\theta$  in the  $k$ -th iteration, and  $\theta^t$  to denote the local variable for the observations in  $t$ -th group. (ii) The stopping criterion could be that  $\|r_{pri}^k\|_2 < \epsilon^{pri}$  and  $\|r_{dual}^k\|_2 < \epsilon^{dual}$ , or the maximum iteration number is reached. (iii) Note that  $L_\rho(\theta, \{\theta^t\}_{t \in [T]}, \{\mathbf{v}^t\}_{t \in [T]})$  is separable in  $\theta^t$ . Hence, the  $\theta^t$ -update step splits into  $|T|$  independent problems that can be implemented in parallel. We show in experiments parallel computing would drastically improve the computational efficiency. For the same reason, the dual variables  $\mathbf{v}^t$ -update step can be carried out in parallel for each  $t \in [T]$ .

**Algorithm 2** ADMM for IMOP-EMP-WS**Input:** Noisy decisions  $\{\mathbf{y}_i\}_{i \in [N]}$ , weight samples  $\{w_k\}_{k \in [K]}$ .

---

```

1: Set  $k = 0$  and initialize  $\theta^0$  and  $\mathbf{v}^{t,0}$  for each  $t \in T$ .
2: while stopping criterion is not satisfied do
3:   for  $t \in [T]$  do
4:      $\theta^{t,k+1} \leftarrow \arg \min_{\theta^t} \left\{ \sum_{i \in N_t} l_K(\mathbf{y}_i, \theta^t) + (\rho/2) \|\theta^t - \theta^k + \mathbf{v}^{t,k}\|_2^2 \right\}$ .
5:   end for
6:    $\theta^{k+1} \leftarrow \frac{1}{|T|} \sum_{t \in T} \left( \theta^{t,k+1} + \mathbf{v}^{t,k} \right)$ .
7:   for  $t \in [T]$  do
8:      $\mathbf{v}^{t,k+1} \leftarrow \mathbf{v}^{t,k} + \theta^{t,k+1} - \theta^{k+1}$ .
9:   end for
10:   $k \leftarrow k + 1$ .
11: end while

```

---

REMARK 6. For the initialization of  $\theta^0$  in Algorithm 2, we can incorporate the idea in Keshavarz et al. (2011) that imputes a convex objective function by minimizing the residuals of KKT conditions incurred by noisy data. This leads to the following initialization problem:

$$\begin{aligned}
& \min_{\theta \in \Theta} \sum_{i \in [N]} (r_{comp}^i + r_{stat}^i) \\
& \text{s.t. } \mathbf{u}_i \geq \mathbf{0}_m, \\
& \quad |\mathbf{u}_i^T \mathbf{g}(\mathbf{y}_i, \theta)| \leq r_{comp}^i, \quad \forall i \in [N], \\
& \quad \bigvee_{k \in [K]} \left[ \|\nabla w_k^T \mathbf{f}(\mathbf{y}_i, \theta) + \mathbf{u}_i^T \nabla \mathbf{g}(\mathbf{y}_i, \theta)\|_2 \leq r_{stat}^i \right], \quad \forall i \in [N], \\
& \quad \mathbf{u}_i \in \mathbb{R}_+^m, \quad r_{comp}^i \in \mathbb{R}_+, \quad r_{stat}^i \in \mathbb{R}_+, \quad \forall i \in [N],
\end{aligned} \tag{23}$$

where  $r_{comp}^i$  and  $r_{stat}^i$  are residuals corresponding to the complementary slackness and stationarity in KKT conditions for the  $i$ -th noisy decision  $\mathbf{y}_i$ . The disjunction constraints are imposed to assign one of the weight samples to  $\mathbf{y}_i$ . Similarly, we can integrate the approach of minimizing the slackness needed to render observations to (approximately) satisfy variational inequalities (Bertsimas et al. 2015) into our model, to provide an initialization of  $\theta^0$ .

## 5.2. Solving IMOP through a Clustering-based Approach

We provide in this section deep insights on the connections between IMOP-EMP-WS and the K-means clustering problem. Leveraging these insights, we develop an efficient clustering-based algorithm to solve IMOP-EMP-WS.

K-means clustering aims to partition the observations into  $K$  clusters (or groups) such that the average squared distance between each observation and its closest cluster centroid is minimized.

Given observations  $\{\mathbf{y}_i\}_{i \in [N]}$ , a mathematical formulation of K-means clustering is presented in the following (Bagirov 2008, Aloise and Hansen 2009).

$$\begin{aligned} \min_{\mathbf{x}_k, z_{ik}} \quad & \frac{1}{N} \sum_{i \in [N]} \|\mathbf{y}_i - \sum_{k \in [K]} z_{ik} \mathbf{x}_k\|_2^2 \\ \text{s.t.} \quad & \sum_{k \in [K]} z_{ik} = 1, \quad \forall i \in [N], \\ & \mathbf{x}_k \in \mathbb{R}^n, \quad z_{ik} \in \{0, 1\}, \quad \forall i \in [N], k \in [K], \end{aligned} \quad \text{K-means clustering}$$

where  $K$  is the number of clusters, and  $\{\mathbf{x}_k\}_{k \in [K]}$  are the centroids of the clusters.

Clearly, in both IMOP-EMP-WS and K-means clustering, one needs to assign  $\{\mathbf{y}_i\}_{i \in [N]}$  to certain clusters in such a way that the average squared distance between  $\mathbf{y}_i$  and its closest  $\mathbf{x}_k$  is minimized. The difference is whether  $\mathbf{x}_k$  has restriction or not. In IMOP-EMP-WS, each  $\mathbf{x}_k$  is restricted to belong to  $S(w_k, \theta)$ , while there is no restriction for  $\mathbf{x}_k$  in K-means clustering. As such, each  $\mathbf{x}_k$  in K-means clustering is the centroid of the observations in the  $k$ th cluster. Nevertheless, we will show in the following that the centroid of cluster  $k$  is closely related to  $\mathbf{x}_k$  in IMOP-EMP-WS for each  $k \in [K]$ . More precisely, we are able to obtain  $\mathbf{x}_k$  given only the centroid and the number of observations in each cluster.

For each  $k \in [K]$ , we denote  $C_k$  the set of noisy decisions with  $z_{ik} = 1$  after solving IMOP-EMP-WS to optimal. That is, observations in  $C_k$  are closest to  $\mathbf{x}_k$ . Consequently, we partition  $\{\mathbf{y}_i\}_{i \in [N]}$  into  $K$  clusters  $\{C_k\}_{k \in [K]}$ . Let  $\bar{\mathbf{y}}_k = \frac{1}{|C_k|} \sum_{\mathbf{y}_i \in C_k} \mathbf{y}_i$  be the centroid of cluster  $C_k$ , and denote  $Var(C_k)$  the variance of  $C_k$ . Through an algebraic calculation, we get

$$M_K^N(\theta) = \frac{1}{N} \sum_{i \in [N]} \|\mathbf{y}_i - \sum_{k \in [K]} z_{ik} \mathbf{x}_k\|_2^2 = \frac{1}{N} \sum_{k \in [K]} |C_k| \left( \|\bar{\mathbf{y}}_k - \mathbf{x}_k\|_2^2 + Var(C_k) \right). \quad (24)$$

Note that  $\{Var(C_k)\}_{k \in [K]}$  is a set of fixed values when clusters  $\{C_k\}_{k \in [K]}$  are given. If we know the clusters  $\{C_k\}_{k \in [K]}$  beforehand, we see in (24) that  $K$  centroids  $\{\bar{\mathbf{y}}_k\}_{k \in [K]}$  and  $\{|C_k|\}_{k \in [K]}$  are enough to solve IMOP-EMP-WS. This is the key insight we leverage to solve IMOP-EMP-WS. However, similar to K-means clustering,  $\{C_k\}_{k \in [K]}$  are not known a priori. In K-means clustering algorithm (Lloyd 1982), this problem is solved by initializing the clusters, and then iteratively updating the clusters and centroids until convergence. Similarly, we propose a procedure that alternately clusters the noisy decisions (assignment step) and find  $\theta$  and  $\{\mathbf{x}_k\}_{k \in [K]}$  (update step) until convergence. Given  $\theta$  and  $\{\mathbf{x}_k\}_{k \in [K]}$ , the assignment step can be done easily as we discussed previously. Moreover, the update step can be established by solving the problem as follows.

$$\begin{aligned} \min_{\theta, \mathbf{x}_{k'}} \quad & \frac{1}{N} \sum_{k \in [K]} |C_k| \|\bar{\mathbf{y}}_k - \sum_{k' \in [K]} z_{kk'} \mathbf{x}_{k'}\|_2^2 \\ \text{s.t.} \quad & \mathbf{x}_{k'} \in S(w_{k'}, \theta), \quad \forall k' \in [K], \\ & \sum_{k' \in [K]} z_{kk'} = 1, \quad \forall k \in [K], \\ & z_{kk'} \in \{0, 1\}, \quad \forall k \in [K], k' \in [K]. \end{aligned} \quad \text{Kmeans-IMOP}$$

The algorithm is formally presented in the following.

---

**Algorithm 3** Solving IMOP-EMP-WS through a Clustering-based Approach

---

**Input:** Noisy decisions  $\{\mathbf{y}_i\}_{i \in [N]}$ , weight samples  $\{w_k\}_{k \in [K]}$ .

- 1: **Initialization:** Partition  $\{\mathbf{y}_i\}_{i \in [N]}$  into  $K$  clusters using K-means clustering. Calculate  $\{\bar{\mathbf{y}}_k\}_{k \in [K]}$ . Solve Kmeans-IMOP and get an initial estimation of  $\theta$  and  $\{\mathbf{x}_k\}_{k \in [K]}$ .
- 2: **while** stopping criterion is not satisfied **do**
- 3:     **Assignment step:** Assign each  $\mathbf{y}_i$  to the closest  $\mathbf{x}_k$  to form new clusters. Calculate their centroids  $\{\bar{\mathbf{y}}_k\}_{k \in [K]}$ .
- 4:     **Update step:** Update  $\theta$  and  $\{\mathbf{x}_k\}_{k \in [K]}$  by solving Kmeans-IMOP.
- 5: **end while**

**Output:** An estimate of the parameter of DMP. Denote it by  $\hat{\theta}_C$ .

---

REMARK 7. (i) In practice, we would apply one of the following as the stopping criterion: cluster assignments do not change; or, the maximum number of iterations is reached. (ii) In **Initialization** step, we take K-means++ algorithm (Arthur and Vassilvitskii 2007) as the default clustering method, run it multiple times and select the centroids of the best clustering results to further solve Kmeans-IMOP. (iii) In the **Assignment step**, note that we only handle non-empty clusters and break ties consistently, e.g., by assigning an observation  $\mathbf{y}_i$  to the cluster with the lowest index if there are several equidistant  $\mathbf{x}_k$ . Otherwise, the algorithm can cycle forever in a loop of clusters that have the same cost. (iv) In the **Update step**, Kmeans-IMOP can be solved either by directly computing the KKT based single level reformulation or by applying the ADMM approach to IMOP-EMP-WS.

Since IMOP-EMP-WS is non-convex, there may exist multiple local optimal solutions. Nevertheless, we will establish that Algorithm 3 indeed converges to a (local) optimal solution in finite steps. The key step of the proof is the following lemma.

LEMMA 8. *Both the **Assignment step** and the **Update step** in Algorithm 3 decrease  $M_K^N(\theta)$ .*

*Proof.* First,  $M_K^N(\theta)$  decreases in the **Assignment step** since each  $\mathbf{y}_i$  is assigned to the closest  $\mathbf{x}_k$ . So the distance  $\mathbf{y}_i$  contributes to  $M_K^N(\theta)$  decreases. Second,  $\bar{M}_K^N(\theta)$  decreases in the **Update step** because the new  $\theta$  and  $\{\mathbf{x}_k\}_{k \in [K]}$  are the ones for which  $M_K^N(\theta)$  attains its minimum.  $\square$

THEOREM 7. *Suppose there is an oracle to solve Kmeans-IMOP. Algorithm 3 converges to a (local) optimal solution of IMOP-EMP-WS in a finite number of iterations.*

*Proof.* Since there is at most  $K^N$  ways to partition  $\{\mathbf{y}_i\}_{i \in [N]}$  into  $K$  clusters, the monotonically decreasing Algorithm 3 will eventually arrive at a (local) optimal solution in finite steps.  $\square$

REMARK 8. (i) In practice, Algorithm 3 converges pretty fast, typically within several iterations. The main reason is that the **Initialization** step often provides a good estimation of the true parameter, since the  $K$  centroids returned by K-means clustering represent the observations well in general, especially when  $K$  is large. (ii) Algorithm 3 is extremely efficient in computation especially when  $N \gg K$ . The reason is that in each iteration only  $K$  representative points (i.e., the centroids of clusters) are used to update  $\theta$ , instead of the whole batch of observations.

## 6. Computational Experiments

In this section, we illustrate the performances of the proposed algorithms on a multiobjective linear program (MLP), two multiobjective quadratic programs (MQP) and a general multiobjective nonlinear program. Our experiments have been run on Bridges system at the Pittsburgh Supercomputing Center (PSC) (Towns et al. 2014, Nystrom et al. 2015). The mixed integer second order conic problems (MISOCP) are solved with Gurobi. The mixed-integer nonconvex programming problems are solved with FilMINT (Abhishek et al. 2010). All the algorithms are programmed with Julia (Bezanson et al. 2017) unless otherwise specified. All the single level reformulations of the IMOP are given in Appendix. Throughout this section we use SRe to refer that we solve the single level reformulation directly without using the ADMM or Clustering-based approach.

### 6.1. Learning the Objective Functions of an MLP

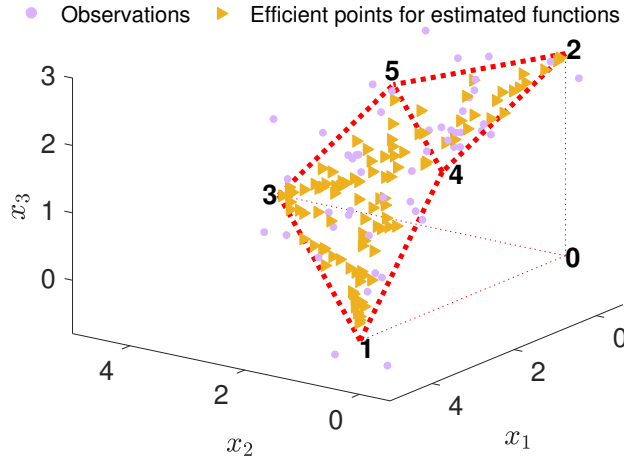
Consider the following Tri-objective linear programming problem

$$\begin{aligned} \min \quad & \{-x_1, -x_2, -x_3\} \\ \text{s.t.} \quad & x_1 + x_2 + x_3 \leq 5, \\ & x_1 + x_2 + 3x_3 \leq 9, \\ & x_1, x_2, x_3 \geq 0. \end{aligned}$$

In this example, there are two efficient faces, one is the triangle defined by vertices  $(2, 4, 5)$ , the other one is the tetragon defined by vertices  $(1, 3, 5, 4)$  as shown by Figure 4.

We seek to learn the objective functions, i.e.,  $\{\mathbf{c}_1, \mathbf{c}_2, \mathbf{c}_3\}$ , given efficient solutions corrupted by noises. We generate the data as follows. First,  $N$  efficient points  $\{\mathbf{x}_i\}_{i \in [N]}$  are uniformly sampled on efficient faces  $(2, 4, 5)$  and  $(1, 3, 5, 4)$ . Next, the noisy decision  $\mathbf{y}_i$  is obtained by adding noise to  $\mathbf{x}_i$  for each  $i \in [N]$ . More precisely,  $\mathbf{y}_i = \mathbf{x}_i + \epsilon_i$ , where each element of  $\epsilon_i$  has a normal distribution with mean 0 and standard deviation 0.5 for all  $i \in [N]$ . We assume that the parameters to be learned are negative. In addition, we add the normalization constraints  $\mathbf{1}^T \mathbf{c}_1 = -1$ ,  $\mathbf{1}^T \mathbf{c}_2 = -1$  and  $\mathbf{1}^T \mathbf{c}_3 = -1$  to prevent the arise of trivial solutions, such as  $\mathbf{c}_1 = \mathbf{c}_2 = \mathbf{c}_3 = [0, 0, 0]^T$ . Then, we uniformly choose the weights  $\{w_k\}_{k \in [K]}$  such that  $w_k \in \mathcal{W}_3$  for each  $k \in [K]$ .

We use the SRe approach to solve for the objective functions. MIP gap and time limit for the solver are set to be  $10^{-3}$  and 100s, respectively. Figure 4 shows the randomly generated observations and the estimated efficient surfaces for  $N = 20$  and  $K = 50$ . The estimating results are  $\hat{\mathbf{c}}_1 = [-0.2280, -0.1594, -0.6126]^T$ ,  $\hat{\mathbf{c}}_2 = [-0.5, -0.5, 0.0]^T$  and  $\hat{\mathbf{c}}_3 = [0.0, -0.3264, -0.6736]^T$ . Then we generate the efficient set for the estimated parameters using the Genetic algorithm (GA). As shown in Figure 4, 100 efficient points generated by GA spread on the faces (2, 4, 5) and (1, 3, 5, 4), indicating that they are the efficient faces for the estimated parameters, which coincide with the efficient faces for the true parameters. Hence, we successfully learn the objective functions that reconcile the true efficient set.



**Figure 4** Learning the objective functions of an MLP. The Arabic numbers indicate the six vertices of the feasible region. Efficient edges are represented by bold dashed lines. Light blue dots indicate the 50 observations that are randomly generated. Orange triangles indicate the 100 efficient points generated by Genetic algorithm using the estimated functions.

Given the estimation  $\hat{\mathbf{c}}_1 = [-0.3333, -0.3333, -0.3333]^T$ ,  $\hat{\mathbf{c}}_2 = [-0.3450, -0.3450, -0.3099]^T$  and  $\hat{\mathbf{c}}_3 = [-0.1227, -0.1227, -0.7546]^T$ , we apply Algorithm 1 to test whether this example is identifiable or not. Step 1 is omitted since it has been completed in the previous experiment. In Step 2, we randomly sample  $|N'| = 200$  points from the efficient set. In Step 3, we uniformly generate  $|K'| = 200$  weights. In Step 4, we replace the optimal set  $S(w_k, \theta)$  by KKT conditions and solve the TEST-PROBLEM, and it achieves the maximum value when  $\mathbf{c}_1 = [-0.0222, -0.0222, -0.9556]^T$ ,  $\mathbf{c}_2 = [0.0, -1.0, 0.0]^T$ ,  $\mathbf{c}_3 = [-1, 0, 0]^T$ . The test statistic  $z_{test} = 4.3089$ , which is greater than 0. Thus, we claim that this example is non-identifiable.

Recall that we propose three ways to tackle the non-identifiability issue in Section 4.4. Obviously, the first method of collecting more data fails because multiple parameters lead to the same efficient set in this example. For the third method, we restrict the parameter space by fixing  $\mathbf{c}_1 = [-1, 0, 0]^T$



and  $\mathbf{c}_2 = [0, -1, 0]^T$ . Then, we use the SRe approach to solve for  $\mathbf{c}_3$  in the same setting as before, and we get  $\hat{\mathbf{c}}_3 = [-0.0758, -0.0758, -0.8484]^T$ . Thus, the third method can not eliminate the non-identifiability issue either as there are multiple parameters that could explain the data. Lastly, we combine the first, second and third methods. Namely, we use 200 noisy decisions randomly generated as previous, set  $\mathbf{c}_1 = [-1, 0, 0]^T$ ,  $\mathbf{c}_2 = [0, -1, 0]^T$ , and assume that the weight for each of the randomly generated observations is known. Then, we use the SRe approach to solve for  $\mathbf{c}_3$  in the same setting as before. We successfully recover the true parameter this time.

## 6.2. Learning the Preferences and Constraints of an MQP

We consider the following multiobjective quadratic programming problem.

$$\begin{aligned} \min_{\mathbf{x} \in \mathbb{R}_+^2} \quad & \begin{cases} f_1(\mathbf{x}) = \frac{1}{2} \mathbf{x}^T Q_1 \mathbf{x} + \mathbf{c}_1^T \mathbf{x} \\ f_2(\mathbf{x}) = \frac{1}{2} \mathbf{x}^T Q_2 \mathbf{x} + \mathbf{c}_2^T \mathbf{x} \end{cases} \\ \text{s.t.} \quad & A\mathbf{x} \geq \mathbf{b}, \end{aligned}$$

where parameters of the objective functions and the constraints are

$$Q_1 = \begin{bmatrix} 1 & 0 \\ 0 & 2 \end{bmatrix}, \mathbf{c}_1 = \begin{bmatrix} 3 \\ 1 \end{bmatrix}, Q_2 = \begin{bmatrix} 2 & 0 \\ 0 & 1 \end{bmatrix}, \mathbf{c}_2 = \begin{bmatrix} -6 \\ -5 \end{bmatrix}, A = \begin{bmatrix} -3 & 1 \\ 0 & -1 \end{bmatrix}, \mathbf{b} = \begin{bmatrix} -6 \\ -3 \end{bmatrix}.$$

**6.2.1. Learning the Right-hand Side of Constraints** In the first set of experiments, suppose the right-hand side  $\mathbf{b}$  is unknown, and the learner seeks to learn  $\mathbf{b}$  given the noisy decisions she observes. Assume that  $\mathbf{b}$  is within the range  $[-8, -1]^2$ . We generate the data as follows. We first compute efficient solutions  $\{\mathbf{x}_i\}_{i \in [N]}$  by solving WP with weight samples  $\{w_i\}_{i \in [N]}$  that are uniformly chosen from  $\mathcal{W}_2$ . Next, the noisy decision  $\mathbf{y}_i$  is obtained by adding noise to  $\mathbf{x}_i$  for each  $i \in [N]$ . More precisely,  $\mathbf{y}_i = \mathbf{x}_i + \epsilon_i$ , where each element of  $\epsilon_i$  has a truncated normal distribution supported on  $[-1, 1]$  with mean 0 and standard deviation 0.1 for all  $i \in [N]$ .

Both the SRe approach and the ADMM approach (Algorithm 2) are applied to solve for  $\mathbf{b}$  with different  $N$  and  $K$ . The basic parameters for the implementation of the ADMM approach are given in the following. The observations are equally partitioned into  $T = N/2$  groups. We pick the penalty parameter  $\rho = 0.5$  as the best out of a few trials. We use the initialization  $\mathbf{b}^0 = \mathbf{v}^{t,0} = \mathbf{0}_2$  for the iterations. The tolerances of the primal and dual residuals are set to be  $\epsilon^{pri} = \epsilon^{dual} = 10^{-3}$ . We find that Algorithm 2 converges in 100 iterations in general, thus the termination criterion is set to be either the norms of the primal and dual residuals are smaller than  $10^{-3}$  or the iteration number  $k$  reaches 100.

In Table 2 we summarize the computational results averaged over 10 repetitions of the experiments for each  $N$  and  $K$  using Algorithm 2. Note that  $\mathbf{b}_{true} = [-3, -6]^T$ . The smaller the estimator error is, the closer is  $\hat{\mathbf{b}}$  to  $\mathbf{b}_{true}$ . Note that IMOP-EMP-WS is prediction consistent by Theorem 3 for this example. The results in Table 2 show the estimation consistency of the IMOP-EMP-WS

as the estimation error decreases to zero with the increase of the data size  $N$  and weight sample size  $K$ , although it does not satisfy the conditions for Theorem 5. Note that estimation consistency implies risk consistency. Thus, this result illustrates Theorem 3. Also, we see that the estimation error becomes more stable when using more weight samples, i.e.,  $K$  becomes larger. In Tables 3- 4, we summarize the computational time that averages over 10 repetitions of the experiments for each algorithm,  $N$  and  $K$ . Here p-ADMM means that we implement the  $\theta^t$ -update step of ADMM in parallel with 28 cores. \* means that we can not get reasonable estimation of the parameter within three hours. As shown in these tables, both ADMM and p-ADMM approaches drastically improve the computational efficacy over the SRe approach when  $N$  and  $K$  are large. On average, p-ADMM is two times faster than ADMM. Moreover, the SRe approach could handle only small size problems with roughly  $N \leq 20$  and  $K \leq 11$ . To further illustrate the performance of the ADMM algorithm, we plot the primal and dual residuals versus the iteration number in each of the 100 repetitions for  $N = 20, K = 21$ , and the estimation error versus the iteration number in Figures 5a and 5b, respectively. The two figures show that the ADMM approach converges within 100 iterations under the above setting.

**Table 2** Estimation Error  $\|\hat{\mathbf{b}} - \mathbf{b}_{true}\|_2$  for Different  $N$  and  $K$

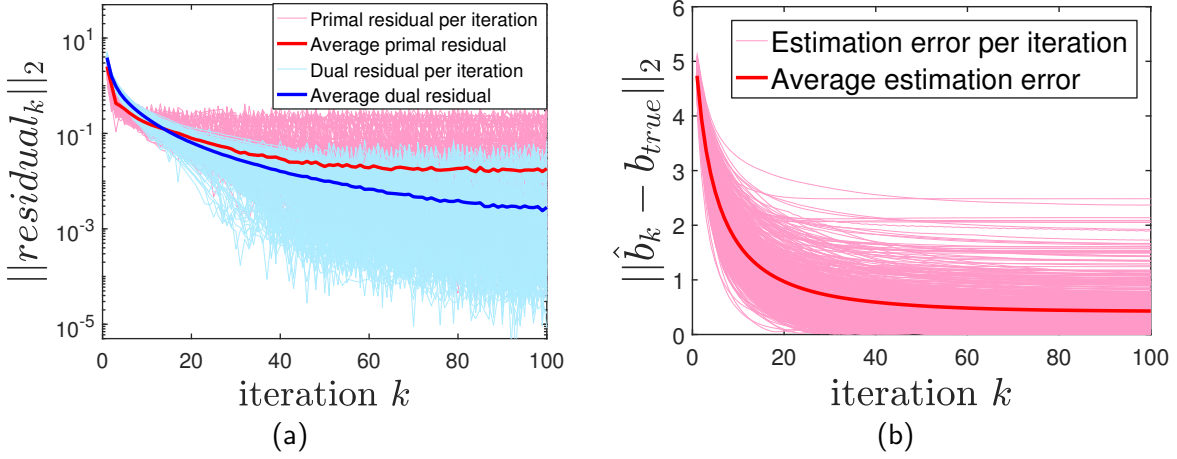
	$N = 5$	$N = 10$	$N = 20$	$N = 50$	$N = 100$	$N = 150$
$K = 6$	1.496	1.063	0.861	0.601	0.531	0.506
$K = 11$	1.410	0.956	0.524	0.378	0.217	0.199
$K = 21$	1.382	0.925	0.498	0.313	0.138	0.117
$K = 41$	1.380	0.924	0.484	0.295	0.127	0.111

**Table 3** Average Running Time over 10 Repetitions for Each of the Three Approaches (In Seconds)

	$N = 5$			$N = 10$			$N = 20$		
	SRe	ADMM	p-ADMM	SRe	ADMM	p-ADMM	SRe	ADMM	p-ADMM
$K = 6$	0.31	14.92	11.72	0.78	23.13	15.10	4.07	43.95	20.73
$K = 11$	0.42	20.93	12.83	3.10	33.88	19.43	705.36	66.91	28.95
$K = 21$	3.83	33.23	17.74	391.18	61.99	36.79	*	122.98	55.93
$K = 41$	38.42	59.67	31.69	*	156.78	107.48	*	343.72	205.98

**Table 4** Average Running Time over 10 Repetitions for Each of the Three Approaches (In Seconds)

	$N = 50$			$N = 100$			$N = 150$		
	SRe	ADMM	p-ADMM	SRe	ADMM	p-ADMM	SRe	ADMM	p-ADMM
$K = 6$	119.58	110.42	44.69	5423.19	222.19	87.45	*	335.90	131.73
$K = 11$	*	166.39	69.25	*	336.82	138.80	*	508.30	208.95
$K = 21$	*	306.91	141.22	*	613.08	278.28	*	923.58	418.27
$K = 41$	*	819.94	501.40	*	1705.70	1058.20	*	2536.29	1572.20



**Figure 5** Learning the Right-hand Side of an MQP. We run 500 repetitions of the experiments with  $N = 20$ ,  $K = 21$ . (a) Norms of primal residuals and dual residuals versus iteration number. (b) Norms of estimation error versus iteration number.

**6.2.2. Learning the Objective Functions** In the second set of experiments, suppose  $\mathbf{c}_1$  and  $\mathbf{c}_2$  are unknown, and the learner seeks to learn them given the noisy decisions. Assume that  $\mathbf{c}_1$  and  $\mathbf{c}_2$  are within range  $[-10, 10]^2$ . We generate the data in a way similar to the first set of experiments. The only difference is that each element of the noise has a uniform distribution supporting on  $[-0.25, 0.25]$  with mean 0 for all  $i \in [N]$ .

We would like to use Algorithm 3 to solve large-scale IMOP-EMP-WS. We note that the SRe approach can not handle cases when  $N \geq 10$  and  $K \geq 11$  in the **Update step**. Hence, the ADMM approach (Algorithm 2) is applied to solve Kmeans-IMOP. The stopping criterion for Algorithm 3 is that the maximum iteration number reaches five. In the **Initialization step**, we run Kmeans++ algorithm 50 times to find the best clustering results. When solving Kmeans-IMOP using ADMM, we partition the observations in such a way that each group has only one observation. We pick the penalty parameter  $\rho = 0.5$  as the best out of a few trials. We use the initialization  $\mathbf{c}_1^0 = \mathbf{c}_2^0 = \mathbf{v}_1^{t,0} = \mathbf{v}_2^{t,0} = \mathbf{0}_2$  for the iterations. The tolerances of the primal and dual residuals are set to be  $\epsilon^{pri} = \epsilon^{dual} = 10^{-3}$ . The termination criterion is that either the norms of the primal and dual residuals are smaller than  $10^{-3}$  or the iteration number  $k$  reaches 50.

In Table 5, we report the prediction errors averaged over 10 repetitions of the experiments for different  $N$  and  $K$ . Here, we use an independent validation set that consists of  $10^5$  noisy decisions generated in the same way as the training data to compute the prediction error. We also calculate the prediction error using the true parameter and  $M(\theta_{true}) = 0.022742$ . More precisely, we evenly generate  $K = 10^4$  weight samples and calculate the associated efficient solutions on the true efficient set. These efficient solutions are then used to find the prediction error of the true parameter.

We observe that the prediction error has the trend to decrease to  $M(\theta_{true})$  with the increase of the data size  $N$  and weight sample size  $K$ . This makes lots of sense because IMOP-EMP-WS is prediction consistent by Theorem 3 for this example. To further illustrate the performance of the algorithm, we plot the change of assignments versus iteration in the **Assignment step** over 10 repetitions of the experiments with  $N = 5 \times 10^4, K = 21$  in Figure 6a. One can see the assignments become stable in 5 iterations, indicating the fast convergence of our algorithm. Also, we plot the estimated efficient set with  $N = 5 \times 10^4, K = 21$  in the first repetition in Figure 6b. The estimated parameters are  $\hat{\mathbf{c}}_1 = [1.83311, 0.00047]^T$  and  $\hat{\mathbf{c}}_2 = [-5.63701, -4.72363]^T$ . They are not equal to the true parameters as this MQP is non-identifiable. However, our method still recovers the unknown parameters quite well as the estimated efficient set almost coincides with the true one.

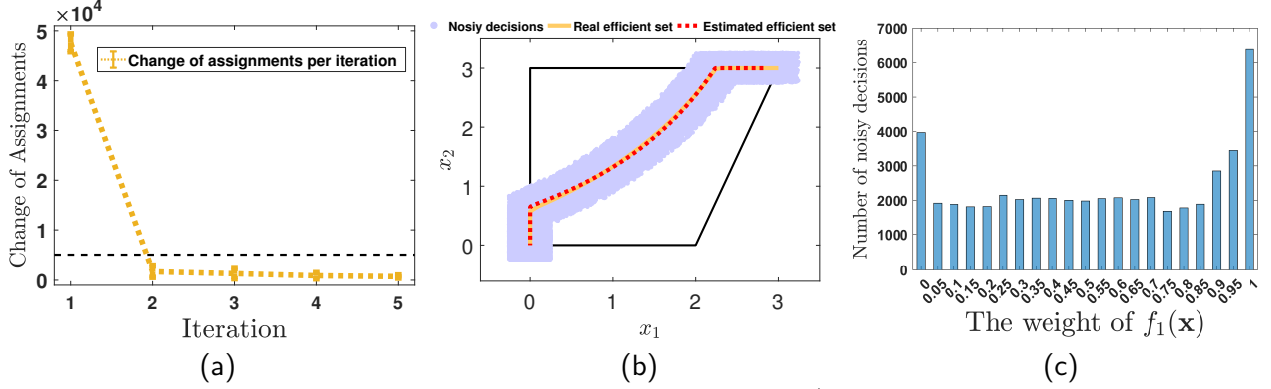
We also plot our prediction of the distribution for the preferences of  $f_1(\mathbf{x})$  and  $f_2(\mathbf{x})$  among the  $5 \times 10^4$  noisy decisions. Since there are only two objective functions, it is sufficient to draw the distribution of the weight for  $f_1(\mathbf{x})$  (given that weights of  $f_1(\mathbf{x})$  and  $f_2(\mathbf{x})$  summing up to 1). As shown in Figure 6c, except in the two endpoint areas, the number of noisy decisions assigned to each weight follows roughly uniformly distribution, which matches our uniformly sampled weights. Indeed, comparing Figures 6b and 6c, we would like to point out that a *boundary effect* probably occurs in these two endpoint areas. Although different weights are imposed on component functions, the noiseless optimal solutions, as well as observed decisions, do likely to merge together due to the limited feasible space in those areas. We believe that it reflects an essential challenge in learning multiple objective functions in practice and definitely deserves a further study.

**Table 5** Prediction Error  $M(\hat{\theta}_K^N)$  for Different  $N$  and  $K$

	$N = 50$	$N = 100$	$N = 250$	$N = 500$	$N = 1000$	$N = 5000$	$N = 10000$	$N = 50000$
$K = 6$	0.050	0.043	0.039	0.040	0.039	0.040	0.038	0.038
$K = 11$	0.030	0.028	0.028	0.027	0.027	0.026	0.026	0.025
$K = 21$	0.026	0.025	0.024	0.024	0.024	0.024	0.024	0.024
$K = 41$	0.025	0.024	0.024	0.023	0.023	0.023	0.023	0.023

### 6.3. Learning the Expected Returns in Portfolio Optimization

In this example, we consider various noisy decisions arising from different investors in a stock market. More precisely, we consider a portfolio selection problem, where investors need to determine the fraction of their wealth to invest in each security in order to maximize the total return and minimize the total risk. The portfolio selection process typically involves the cooperation between an investor and a portfolio analyst, where the analyst provides an efficient frontier on a certain set of securities to the investor and then the investor selects a portfolio according to her preference to



**Figure 6** Learning the objective functions of an MQP with  $N = 5 \times 10^4$  and  $K = 21$ . (a) The dotted brown line is the error bar plot of the change of the assignments in five iterations over 10 repetitions. (b) We pick the first repetition of the experiments. Blue dots indicate the noisy decisions. The estimated efficient set is indicated by green line. The real efficient set is shown by the red line. (c) Each bar represents the number of noisy decisions that have the corresponding weights for  $f_1(\mathbf{x})$

the returns and risks. The classical Markowitz mean-variance portfolio selection (Markowitz 1952) in the following is often used by analysts.

$$\begin{aligned} \min_{\mathbf{x}} \quad & \begin{cases} f_1(\mathbf{x}) = -\mathbf{r}^T \mathbf{x} \\ f_2(\mathbf{x}) = \mathbf{x}^T Q \mathbf{x} \end{cases} \\ \text{s.t.} \quad & 0 \leq x_i \leq b_i, \quad \forall i \in [n], \\ & \sum_{i=1}^n x_i = 1, \end{aligned}$$

where  $\mathbf{r} \in \mathbb{R}_+^n$  is a vector of individual security expected returns,  $Q \in \mathbb{R}^{n \times n}$  is the covariance matrix of securities returns,  $\mathbf{x}$  is a portfolio specifying the proportions of capital to be invested in the different securities, and  $b_i$  is an upper bound put on the proportion of security  $i \in [n]$ .

In portfolio optimization, the forecast of security expected returns  $\mathbf{r}$  is essential within the portfolio selection process. Note that different analysts might use different  $\mathbf{r}$ , which are due to different information sources and insights, to make recommendations. Consider a scenario that A observes that customers of B often make more revenues. Then, A might want to use our model to infer the  $\mathbf{r}$  that B really uses.

We use the Portfolio data *BlueChipStockMoments* derived from real data in the Matlab Financial Toolbox. The true expected returns and true return covariances matrix for the first 8 securities are given in Appendix. W.L.O.G, we suppose that the expected returns for the last three securities are known. The data is generated as follows. We set the upper bounds for the proportion of the 8 securities to  $b_i = 1.0, \forall i \in [8]$ . We first generate optimal portfolios on the efficient frontier in Figure 7a by solving WP with weight samples  $\{w_i\}_{i \in [N]}$  chosen from  $\mathcal{W}_2$ . The first element of  $w_i$ , ranging from 0 to 1, follows a truncated normal distribution derived from a normal distribution

with mean 0.5 and standard deviation 0.1. In what follows, we will not distinguish truncated normal distribution from normal distribution because their difference is negligible. Subsequently, each component of these portfolios is rounded to the nearest thousandth, which can be seen as measurement error.

Algorithm 3 is applied in this experiment. For a reason similar to the previous experiment, we use the ADMM approach (Algorithm 2) to solve Kmeans-IMOP. The stopping criterion for Algorithm 3 is that the maximum iteration number reaches five. In the **Initialization step**, we run Kmeans++ algorithm 50 times to find the best clustering result. When solving Kmeans-IMOP using ADMM, we partition the observations in such a way that each group has only one observation. We pick the penalty parameter  $\rho = 1$  as the best out of a few trials. We initialize  $\mathbf{r}^0 = \mathbf{v}^{t,0} = \mathbf{0}_8$  for the iterations. The tolerances of the primal and dual residuals are set to be  $\epsilon^{pri} = \epsilon^{dual} = 10^{-4}$ . The termination criterion is that either the norms of the primal and dual residuals are smaller than  $10^{-4}$  or the iteration number  $k$  reaches 10.

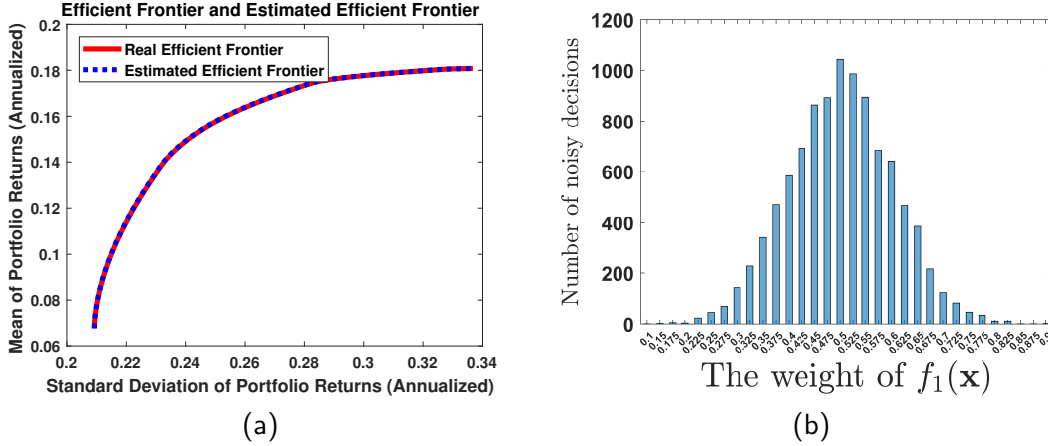
In Table 6, we list the estimation error averaged over 10 repetitions of the experiments for each  $N$  and  $K$  using Algorithm 2. The estimation error has the trend to become smaller when  $N$  and  $K$  increase, indicating the estimation consistency and thus risk consistency of the method we propose. We also plot our estimation on the distribution of the weight of  $f_1(\mathbf{x})$  among the noisy decisions. As shown in Figure 7b, the number of noisy decisions assigned to each weight follows a normal distribution with mean 0.5012 and standard deviation 0.1013. The 0.95 confidence intervals for the mean and standard deviation are  $[0.4992, 0.5032]$  and  $[0.0999, 0.1027]$ , respectively. It is reasonable as we generate the portfolios by solving WP with normally sampled weights and the feasible set of  $\mathbf{x}$  is of a much weaker boundary effect, comparing to that in Section 6.2.2.

**Table 6** Estimation Error  $\|\hat{\mathbf{r}} - \mathbf{r}_{true}\|_2$  for Different  $N$  and  $K$

	$N = 100$	$N = 1000$	$N = 2500$	$N = 5000$	$N = 7500$	$N = 10000$
$K = 11$	0.0337	0.0513	0.0406	0.0264	0.0227	0.0194
$K = 21$	0.0164	0.0154	0.0077	0.0055	0.0042	0.0043
$K = 41$	0.0220	0.0054	0.0030	0.0022	0.0018	0.0016
$K = 81$	0.0215	0.0028	0.0017	0.0008	0.0008	0.0008

#### 6.4. Learning the O-D Matrix

Let  $G = (N, A)$  be a directed transportation network defined by a set  $N$  of nodes and a set  $A$  of directed links. Each link  $a \in A$  has an associated flow-dependent travel time  $t_a(v_a)$  that denotes the average travel time on each link. The travel time function  $t_a(v_a)$  is assumed to be differentiable, convex, and monotonically increasing with the amount of flow  $v_a$ . Each link  $a \in A$  also has an



**Figure 7** Learning the expected return of a Portfolio optimization problem with  $N = 10000$  noisy portfolios and  $J = 41$  weight samples. (a) The red line indicates the real efficient frontier. The blue dots indicates the estimated efficient frontier using the estimated expected return. (b) Each bar represents the number of the noisy portfolios that have the corresponding weights for  $f_1(\mathbf{x})$ .

associated flow-dependent traffic emissions  $e_a(v_a)$  that denotes the average traffic emissions on each link. Let  $W$  denote the set of O-D pairs,  $R_w$  denote the set of all routes between the O-D pair  $w \in W$ ,  $d_w$  represents the travel demand of O-D pair  $w$ , and  $f_r^w$  denote the traffic flow on the route  $r$  connecting the O-D pair  $w$ .  $\delta_{ar}^w = 1$  if route  $r \in R^w$  uses link  $a$ , and 0 otherwise.

We consider the following Bi-criteria traffic network system optimization problem of minimizing congestion and traffic emissions simultaneously (Yin and Lawphongpanich 2006):

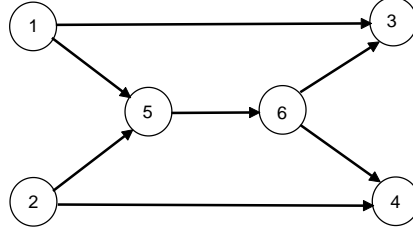
$$\begin{aligned}
 \min \quad & \begin{pmatrix} \sum_{a \in A} t_a(v_a)v_a \\ \sum_{a \in A} e_a(v_a)v_a \end{pmatrix} \\
 \text{s.t.} \quad & d_w = \sum_{r \in R_w} f_r^w, \quad \forall w \in W, \\
 & v_a = \sum_{w \in W} \sum_{r \in R_w} f_r^w \delta_{ar}^w, \quad \forall a \in A, \\
 & v_a, f_r^w \geq 0, \quad \forall r \in R_w, w \in W.
 \end{aligned}$$

Note that the problem becomes a minimization of a weighted combination of congestion and traffic emissions if the external costs of congestion and emissions can be obtained. These costs change from time to time, which will lead to different link flows. We seek to learn the O-D matrix given the link flows under different values of time and monetary valuation of traffic emissions. In addition, the presence of measurement errors in the observed link flows are explicitly considered.

Fig 8 shows a road network with six nodes and seven links used in Yan and Lam (1996), Yin and Lawphongpanich (2006). The network has two O-D pairs (1,3) and (2,4), where (1,3) has the demand of 2500 vehicles per hour and (2,4) has the demand of 3500 vehicles per hour. We use the US Bureau of Public Road link travel time function to determine the travel time on each link. The

function is of the form  $t_a(v_a) = t_a^0(1 + 0.15 \cdot (v_a/C_a)^4)$ , where  $t_a^0$  and  $C_a$  are parameters representing the free-flow travel time (in minutes) and capacity (vehicles per hour) of link  $a \in A$ .

We follow the work (Nagurney 2000) and assume the total emissions generated by the vehicles on link  $a$  is  $e_a(v_a) = h_a v_a$ , where  $h_a$  denotes the emission factor associated with link  $a$ . The key part in the estimation of vehicle emissions is that the volume of emissions equals to the product of emission factors times the link flow. The values of the parameters are listed in Table 7.



**Figure 8** A Six-node Network

**Table 7** Data for the Six-node Network

Link $a$	(1,3)	(2,4)	(1,5)	(5,6)	(2,5)	(6,3)	(6,4)
$t_a^0$	8.0	9.0	2.0	6.0	3.0	3.0	4.0
$C_a$	2000	2000	2000	4000	2000	2500	2500
$h_a$	8.0	9.0	2.0	6.0	3.0	3.0	4.0

We generate the data as follows. We start by computing the efficient solutions  $\{\mathbf{y}_i\}_{i \in [N]}$  using the weighted sum approach. The weights  $\{w_i\}_{i \in [N]}$  are uniformly sampled such that  $w_i \in \mathcal{W}_2$  for each  $i \in [N]$ , where  $N = 10$ . Since we do not want to over emphasize either the congestion or the traffic emission in the bi-criteria traffic network system, we concentrate the weights and set  $w_i \in [0.3, 0.7]^2$  for each  $i \in [N]$ . Subsequently, each component of the efficient solutions is rounded to the nearest ten, which can be treated as measurement error. We assume the demand of O-D pairs (1,3) and (2,4) are bigger than 1000 and smaller than 10000 vehicles per hour. Then, we evenly sample the weights  $\{w_k\}_{k \in [K]}$  such that  $w_k \in \mathcal{W}_2$  for each  $k \in [K]$ .

We implement the SRe approach using the solver FilMINT. The solutions returned by FilMINT are not guaranteed to be optimal since the inference of the O-D matrix requires solving a mixed integer nonconvex program. FilMINT can handle instances with  $K \leq 100$  quite efficiently. In Table 8 we summarize the computational results for different  $K$ . The table lists for each  $K$  the estimations for the demands of O-D pairs (1,3) and (2,4), and also the estimation error, which is given by  $\|\text{estimation} - \text{true O-D}\|_2 / \|\text{true O-D}\|_2$ . The table shows that the estimation error becomes smaller and smaller when  $K$  increases, which indicates that our method still works in the general convex MOP.



**Table 8** Estimation Results for Different  $K$ 

$K$	6	11	21	41	81
O-D (1, 3)	2056.79	2218.64	2218.64	2218.64	2288.95
O-D (2, 4)	2185.46	3259.60	3259.60	3259.60	3576.67
Estimation error	0.3225	0.0860	0.0860	0.0860	0.0522

## 7. Conclusions

We study in this paper the problem of learning the objective functions and constraints of a multi-objective decision making problem, based on observations of efficient solutions which might carry noise. Specifically, we formulate such a learning task as an inverse multiobjective optimization problem, and provide a deep analysis to establish the statistical significance of the inference results from the presented model. Moreover, we discuss the strong correlation between the identifiability of the decision making problem and the performance of our inverse optimization model. We then develop two numerical algorithms to handle the computational challenge from the large number of observations. We confirm by extensive numerical experiments that the proposed algorithms can learn the parameters with great accuracy while drastically improve the computational efficacy.

## Appendix A: Omitted Proofs

### A.1. Proof of Lemma 1

*Proof.* Since  $\mathbf{g}(\mathbf{x}, \theta)$  is continuous and thus l.s.c. on  $\mathbb{R}^n \times \Theta$  by ASSUMPTION 2,  $X(\theta)$  is u.s.c. for each  $\theta \in \Theta$  by Theorem 10 in Hogan (1973). From ASSUMPTION 1, we know that  $\mathbf{g}(\mathbf{x}, \theta)$  is convex in  $\mathbf{x}$  for each  $\theta \in \Theta$ . From ASSUMPTION 2,  $X(\theta)$  has a nonempty relatively interior. Namely, there exists a  $\bar{\mathbf{x}} \in \mathbb{R}^n$  such that  $\mathbf{g}(\bar{\mathbf{x}}, \theta) < \mathbf{0}$ . Then,  $X(\theta)$  is l.s.c. for each  $\theta \in \Theta$  by Theorem 12 in Hogan (1973). Hence,  $X(\theta)$  is continuous on  $\Theta$ .  $\square$

### A.2. Proof of Lemma 2

*Proof.* First, we will show that  $X_E(\theta)$  is u.s.c. on  $\Theta$ . Since  $\mathbf{f}(\mathbf{x}, \theta)$  is strictly convex in  $\mathbf{x}$  for each  $\theta \in \Theta$ , the efficient set  $X_E(\theta)$  coincides with the weakly efficient set  $X_{wE}(\theta)$ . In addition, we know that  $X(\theta)$  is continuous on  $\Theta$  by Lemma 1. Also, note the pointed convex cone we use throughout this paper has the same meaning as the domination structure  $D$  in Tanino and Sawaragi (1980), and we set  $D = \mathbb{R}_+^p$ . To this end, we can readily verify that the sufficient conditions for upper semicontinuity in Theorem 7.1 of Tanino and Sawaragi (1980) are satisfied. Thus,  $X_E(\theta)$  is u.s.c..

Next, we will show that  $X_E(\theta)$  is l.s.c. on  $\Theta$ . Theorem 7.2 of Tanino and Sawaragi (1980) provides the sufficient conditions for the lower semicontinuity of  $X_E(\theta)$ . All of these conditions are naturally satisfied under Assumptions 1 - 2 except the one that requires  $\mathbf{f}(\mathbf{x}, \theta)$  to be one-to-one, i.e., injective in  $\mathbf{x}$ . Next, we will show that the one-to-one condition can be safely replaced by the strict quasi-convexity of  $\mathbf{f}(\mathbf{x}, \theta)$  in  $\mathbf{x}$ .

Theorem 7.2 of Tanino and Sawaragi (1980) is a direct result of part (ii) in Lemma 7.2 of Tanino and Sawaragi (1980). To complete our proof, we only need to slightly modify the last part of the proof in Lemma 7.2. In what follows we will use notations in that paper.

Since strict convexity implies strict quasi-convexity,  $f$  is strictly quasi-convex. Suppose that  $f(\bar{x}, \hat{u}) = f(\hat{x}, \hat{u})$  does not imply  $\bar{x} = \hat{x}$ . Let  $z = \frac{\bar{x} + \hat{x}}{2}$ . By the strict quasi-convexity of  $f$ , we have

$$f(z, \hat{u}) = f\left(\frac{\bar{x} + \hat{x}}{2}, \hat{u}\right) < \max\{f(\bar{x}, \hat{u}), f(\hat{x}, \hat{u})\} = f(\hat{x}, \hat{u}).$$

This contradicts the fact that  $\hat{x} \in M(\hat{u})$ , where  $M(\hat{u})$  is the efficient set given  $\hat{u}$ . Hence,  $\bar{x}$  must be equal to  $\hat{x}$ . The remain part of the proof is the same as that of Lemma 7.2.  $\square$

### A.3. Proof of Lemma 3

*Proof.* **(a)** Let  $K_2 \geq K_1$ . Under our setting,  $K_2 \geq K_1$  implies  $\{w_k\}_{k \in [K_1]} \subseteq \{w_k\}_{k \in [K_2]}$ . By the definition of  $l_K(\mathbf{y}, \theta)$ , we have  $l_{K_1}(\mathbf{y}, \theta) \geq l_{K_2}(\mathbf{y}, \theta)$  for all  $\mathbf{y} \in \mathcal{Y}$ , and thus  $M_{K_1}(\theta) \geq M_{K_2}(\theta)$  for all  $\theta \in \Theta$ . Therefore,  $\{M_K(\theta)\}$  is monotone decreasing in  $K$ .

Recall the definition of  $\hat{\theta}_K$  in Table 1, we know  $\hat{\theta}_{K_2}$  minimizes  $M_{K_2}(\theta)$ . Therefore,  $M_{K_2}(\hat{\theta}_{K_1}) \geq M_{K_2}(\hat{\theta}_{K_2})$ . In addition,  $M_{K_1}(\hat{\theta}_{K_1}) \geq M_{K_2}(\hat{\theta}_{K_1})$  by the first part of **(a)**. Consequently,

$$M_{K_1}(\hat{\theta}_{K_1}) \geq M_{K_2}(\hat{\theta}_{K_1}) \geq M_{K_2}(\hat{\theta}_{K_2}).$$

Therefore,  $M_{K_1}(\hat{\theta}_{K_1}) \geq M_{K_2}(\hat{\theta}_{K_2})$  for  $K_2 \geq K_1$ .

Similarly, we can readily show that  $M_K(\hat{\theta}_K) \geq M(\theta^*)$  by noting that

$$M_K(\hat{\theta}_K) \geq M(\hat{\theta}_K) \geq M(\theta^*).$$

The first inequality is a direct result of the first part of **(a)**; the second inequality follows from the fact that  $\theta^*$  minimizes  $M(\theta)$  by definition.

**(b)** Let  $K_2 \geq K_1$ . By the definition of  $l_K(\mathbf{y}, \theta)$ , we have  $l_{K_1}(\mathbf{y}_i, \theta) \geq l_{K_2}(\mathbf{y}_i, \theta)$  for all  $i \in [N]$ , and thus  $M_{K_1}^N(\theta) \geq M_{K_2}^N(\theta)$  for all  $\theta \in \Theta$ . Therefore,  $\{M_K^N(\theta)\}$  is monotone decreasing in  $K$ .

Recall the definition of  $\hat{\theta}_K^N$  in Table 1, we know  $\hat{\theta}_{K_2}^N$  minimizes  $M_{K_2}^N(\theta)$ . Therefore,  $M_{K_2}^N(\hat{\theta}_{K_1}^N) \geq M_{K_2}^N(\hat{\theta}_{K_2}^N)$ . In addition,  $M_{K_1}^N(\hat{\theta}_{K_1}^N) \geq M_{K_2}^N(\hat{\theta}_{K_1}^N)$  by the first part of **(b)**. Consequently,

$$M_{K_1}^N(\hat{\theta}_{K_1}^N) \geq M_{K_2}^N(\hat{\theta}_{K_1}^N) \geq M_{K_2}^N(\hat{\theta}_{K_2}^N).$$

Hence,  $M_{K_1}^N(\hat{\theta}_{K_1}^N) \geq M_{K_2}^N(\hat{\theta}_{K_2}^N)$  for  $K_2 \geq K_1$ .

Finally, we can show  $M_K^N(\hat{\theta}_K^N) \geq M^N(\hat{\theta}^N)$  by noting that  $M_K^N(\hat{\theta}_K^N) \geq M^N(\hat{\theta}_K^N) \geq M^N(\hat{\theta}^N)$ .  $\square$

#### A.4. Proof of Lemma 4

*Proof.*  $\forall w \in \mathcal{W}_p$ , one can readily check that  $w^T \mathbf{f}(\cdot, \theta)$  is strongly convex for each  $\theta$  and thus

$$w^T \mathbf{f}(\mathbf{y}, \theta) \geq w^T \mathbf{f}(\mathbf{x}, \theta) + \nabla w^T \mathbf{f}(\mathbf{x}, \theta)^T (\mathbf{y} - \mathbf{x}) + \frac{\lambda}{2} \|\mathbf{y} - \mathbf{x}\|_2^2.$$

Thus, the second-order growth condition holds for  $w^T \mathbf{f}(\cdot, \theta)$  for all  $\theta \in \Theta$ . That is,

$$w^T \mathbf{f}(\mathbf{x}, \theta) \geq w^T \mathbf{f}(S(w, \theta), \theta) + \frac{\lambda}{2} \|S(w, \theta) - \mathbf{x}\|_2^2. \quad (25)$$

In addition,  $\forall w, w_0 \in \mathcal{W}_p$ , we have

$$\begin{aligned} |w^T \mathbf{f}(\mathbf{x}, \theta) - w_0^T \mathbf{f}(\mathbf{x}, \theta)| &= |(w^T - w_0^T)^T \mathbf{f}(\mathbf{x}, \theta)| \\ &\leq \|w^T - w_0^T\|_2 \|\mathbf{f}(\mathbf{x}, \theta)\|_2 \quad (\text{Cauchy-Schwarz inequality}) \\ &\leq L \|w^T - w_0^T\|_2. \end{aligned} \quad (26)$$

Besides, note that the feasible set  $X(\theta)$  is irrelevant to  $w$ . Then, applying Proposition 6.1 (Bonmans and Shapiro 1998) yields  $\forall \theta \in \Theta$ ,

$$\|S(w, \theta) - S(w_0, \theta)\|_2 \leq \frac{2L}{\lambda} \|w - w_0\|_2.$$

□

#### A.5. Proof of Lemma 5

*Proof.* Let  $\mathcal{G}$  be a class of functions  $g$  mapping from  $Z$  to  $\mathbb{R}$ , where

$$g(Z) = \frac{f(Z) - a}{b - a}. \quad (27)$$

Note that  $g(Z) \in [0, 1]$ . By Theorem 3.1 in Mohri et al. (2012), we have

$$\mathbb{E}[g(Z)] \leq \frac{1}{N} \sum_{i \in [N]} g(Z_i) + 2\text{Rad}_N(\mathcal{G}) + \sqrt{\frac{\log(1/\delta)}{2N}}. \quad (28)$$

Using part 3 in Theorem 12 of Bartlett and Mendelson (2002), and the translation invariant property, i.e.,  $\text{Rad}_N(\mathcal{F} - a) = \text{Rad}_N(\mathcal{F})$ , we have

$$\text{Rad}_N(\mathcal{G}) = \text{Rad}_N\left(\frac{\mathcal{F} - a}{b - a}\right) = \frac{\text{Rad}_N(\mathcal{F})}{b - a}. \quad (29)$$

Plugging (27) and (29) in (28) yields the main result. □

## A.6. Proof of Lemma 6

*Proof.* By the definition of Rademacher complexity, we have

$$\begin{aligned}
Rad_N(\mathcal{F}) &= \frac{1}{N} \mathbb{E} \left[ \sup_{f \in \mathcal{F}} \sum_{i \in [N]} \sigma_i f(\mathbf{y}_i, \theta) \right] \\
&= \frac{1}{N} \mathbb{E} \left[ \sup_{\theta \in \Theta} \sum_{i \in [N]} \sigma_i \min_{k \in [K]} \|\mathbf{y}_i - \mathbf{x}_k\|_2^2 \right] \\
&= \frac{1}{N} \mathbb{E} \left[ \sup_{\theta \in \Theta} \sum_{i \in [N]} \sigma_i \min_{k \in [K]} (\|\mathbf{y}_i\|_2^2 - 2\langle \mathbf{y}_i, \mathbf{x}_k \rangle + \|\mathbf{x}_k\|_2^2) \right] \\
&= \frac{1}{N} \mathbb{E} \left[ \sup_{\theta \in \Theta} \sum_{i \in [N]} \sigma_i \min_{k \in [K]} (-2\langle \mathbf{y}_i, \mathbf{x}_k \rangle + \|\mathbf{x}_k\|_2^2) \right].
\end{aligned}$$

Note the fact  $\mathbb{P}(\|\mathbf{x}\|_2 \leq B) = 1$  by Assumption 2. Through a similar argument in statement (ii) of Lemma 4.3 in Biau et al. (2008), we get

$$\frac{1}{N} \mathbb{E} \left[ \sup_{\theta \in \Theta} \sum_{i \in [N]} \sigma_i \min_{k \in [K]} (-2\langle \mathbf{y}_i, \mathbf{x}_k \rangle + \|\mathbf{x}_k\|_2^2) \right] \leq 2K \left( \frac{1}{N} \mathbb{E} \left[ \sup_{\|\mathbf{x}\|_2 \leq B} \sum_{i \in [N]} \sigma_i \langle \mathbf{y}_i, \mathbf{x} \rangle \right] + \frac{B^2}{2\sqrt{N}} \right). \quad (30)$$

The first term on the right-hand side of (30) can be upper bounded in the following way:

$$\begin{aligned}
\frac{1}{N} \mathbb{E} \left[ \sup_{\|\mathbf{x}\|_2 \leq B} \sum_{i \in [N]} \sigma_i \langle \mathbf{y}_i, \mathbf{x} \rangle \right] &= \frac{1}{N} \mathbb{E} \left[ \sup_{\|\mathbf{x}\|_2 \leq B} \left\langle \sum_{i \in [N]} \sigma_i \mathbf{y}_i, \mathbf{x} \right\rangle \right] \\
&\leq \frac{1}{N} \mathbb{E} \sup_{\|\mathbf{x}\|_2 \leq B} \|\mathbf{x}\|_2 \left\| \sum_{i \in [N]} \sigma_i \mathbf{y}_i \right\|_2 \quad (\text{Cauchy-Schwarz inequality}) \\
&\leq \frac{B}{N} \mathbb{E} \left\| \sum_{i \in [N]} \sigma_i \mathbf{y}_i \right\|_2 \\
&\leq \frac{B}{N} \sqrt{\mathbb{E} \left\| \sum_{i \in [N]} \sigma_i \mathbf{y}_i \right\|_2^2} \quad (\text{Jensen's inequality}) \\
&= \frac{B}{N} \sqrt{N \mathbb{E} \|\mathbf{y}\|_2^2} \\
&\leq \frac{BR}{\sqrt{N}} \quad (\mathbb{P}(\|\mathbf{y}\|_2 \leq R) = 1).
\end{aligned} \quad (31)$$

Plugging the result of (31) in (30), we get the bound for the Rademacher complexity of  $\mathcal{F}$ .  $\square$

## Appendix B: Omitted Mathematical Formulations

### B.1. Reformulation of TEST-PROBLEM Using KKT Conditions

$$\begin{aligned}
&\max_{\theta \in \Theta} \|\theta - \hat{\theta}_K^N\|_1 \\
&s.t. \quad \mathbf{u}_i \geq \mathbf{0}, & \forall i \in [N'], \\
&\quad \mathbf{u}_i^T \mathbf{g}(\mathbf{x}_i, \theta) = 0, & \forall i \in [N'], \\
&\quad \|\nabla_{\mathbf{x}_i} w_k^T \mathbf{f}(\mathbf{x}_i, \theta) + \mathbf{u}_i^T \nabla_{\mathbf{x}_i} \mathbf{g}(\mathbf{x}_i, \theta)\|_2 \leq M(1 - z_{ik}), & \forall i \in [N'], k \in [K'], \\
&\quad \sum_{k \in [K']} z_{ik} = 1, & \forall i \in [N'], \\
&\quad z_{ik} \in \{0, 1\}, \mathbf{u}_i \in \mathbb{R}_+^q, & \forall i \in [N'], k \in [K'].
\end{aligned}$$

## B.2. Single Level Reformulation for Inferring Objective Functions of MLP

$$\begin{aligned}
& \min_{\mathbf{c}_1, \dots, \mathbf{c}_p} \sum_{i \in [N]} \|\mathbf{y}_i - \sum_{k \in [K]} \eta_{ik}\|_2 \\
& \text{s.t.} \quad \mathbf{c}_l \in C_l, \quad \forall l \in [p], \\
& \quad \left[ \begin{array}{l} \mathbf{A}\mathbf{x}_k \geq \mathbf{b}, \mathbf{x}_k \geq \mathbf{0}, \\ \mathbf{A}^T \mathbf{u}_k \leq w_k^1 \mathbf{c}_1 + \dots + w_k^p \mathbf{c}_p, \mathbf{u}_k \geq \mathbf{0}, \\ \mathbf{x}_k \leq M_1 \mathbf{t}_{1k}, \\ w_k^1 \mathbf{c}_1 + \dots + w_k^p \mathbf{c}_p - \mathbf{A}^T \mathbf{u}_k \leq M_1 (1 - \mathbf{t}_{1k}), \\ \mathbf{u}_k \leq M_2 \mathbf{t}_{2k}, \\ \mathbf{A}\mathbf{x}_k - \mathbf{b} \leq M_2 (1 - \mathbf{t}_{2k}) \end{array} \right], \quad \forall k \in [K], \\
& \quad 0 \leq \eta_{ik} \leq M_{ik} z_{ik}, \quad \forall i \in [N], k \in [K], \\
& \quad \mathbf{x}_k - M_{ik} (1 - z_{ik}) \leq \eta_{ik} \leq \mathbf{x}_k, \quad \forall i \in [N], k \in [K], \\
& \quad \sum_{k \in [K]} z_{ik} = 1, \quad \forall i \in [N], \\
& \quad \mathbf{x}_k \in \mathbb{R}_+^n, \mathbf{u}_k \in \mathbb{R}_+^m, \mathbf{t}_{1k} \in \{0, 1\}^n, \mathbf{t}_{2k} \in \{0, 1\}^m, z_{ik} \in \{0, 1\}, \forall i \in [N], k \in [K],
\end{aligned}$$

where  $C_l$  is a convex compact set for each  $l \in [p]$ .  $M_1$ ,  $M_2$  and  $M_{ik}$  are Big-Ms used to linearize the program. One can establish similar reformulations for inferring RHS of MLP.

## B.3. Single Level Reformulation for Inferring RHS of MQP

$$\begin{aligned}
& \min_{\mathbf{b}} \sum_{i \in [N]} \|\mathbf{y}_i - \sum_{k \in [K]} \eta_{ik}\|_2 \\
& \text{s.t.} \quad \mathbf{b} \in B, \\
& \quad \left[ \begin{array}{l} \mathbf{A}\mathbf{x}_k \geq \mathbf{b}, \mathbf{u}_k \geq \mathbf{0}, \\ \mathbf{u}_k \leq M_1 \mathbf{t}_k, \\ \mathbf{A}\mathbf{x}_k - \mathbf{b} \leq M_1 (1 - \mathbf{t}_k), \\ (w_k^1 Q_1 + \dots + w_k^p Q_p) \mathbf{x}_i + w_k^1 \mathbf{c}_1 + \dots + w_k^p \mathbf{c}_p - \mathbf{A}^T \mathbf{u}_k = 0, \end{array} \right], \quad \forall k \in [K], \\
& \quad 0 \leq \eta_{ik} \leq M_{ik} z_{ik}, \quad \forall i \in [N], k \in [K], \\
& \quad \mathbf{x}_k - M_{ik} (1 - z_{ik}) \leq \eta_{ik} \leq \mathbf{x}_k + M_{ik} (1 - z_{ik}), \quad \forall i \in [N], k \in [K], \\
& \quad \sum_{k \in [K]} z_{ik} = 1, \quad \forall i \in [N], \\
& \quad \mathbf{b} \in \mathbb{R}^m, \mathbf{x}_k \in \mathbb{R}^n, \mathbf{u}_k \in \mathbb{R}_+^m, \mathbf{t}_k \in \{0, 1\}^m, z_{ik} \in \{0, 1\}, \quad \forall i \in [N], k \in [K],
\end{aligned}$$

where  $B$  is a convex compact set.  $M_1$  and  $M_{ik}$  are Big-Ms used to linearize the program. One can establish similar reformulations for inferring objectives of MQP.

## Appendix C: Data for the Portfolio Optimization Problem

Table 9 True Expected Return								
Security	1	2	3	4	5	6	7	8
Expected Return	0.1791	0.1143	0.1357	0.0837	0.1653	0.1808	0.0352	0.0368

**Table 10** True Return Covariances Matrix

Security	1	2	3	4	5	6	7	8
1	0.1641	0.0299	0.0478	0.0491	0.058	0.0871	0.0603	0.0492
2	0.0299	0.0720	0.0511	0.0287	0.0527	0.0297	0.0291	0.0326
3	0.0478	0.0511	0.0794	0.0498	0.0664	0.0479	0.0395	0.0523
4	0.0491	0.0287	0.0498	0.1148	0.0336	0.0503	0.0326	0.0447
5	0.0580	0.0527	0.0664	0.0336	0.1073	0.0483	0.0402	0.0533
6	0.0871	0.0297	0.0479	0.0503	0.0483	0.1134	0.0591	0.0387
7	0.0603	0.0291	0.0395	0.0326	0.0402	0.0591	0.0704	0.0244
8	0.0492	0.0326	0.0523	0.0447	0.0533	0.0387	0.0244	0.1028

## References

- Abhishek, Kumar, Sven Leyffer, Jeff Linderoth. 2010. FilMINT: An outer approximation-based solver for convex mixed-integer nonlinear programs. *INFORMS Journal on Computing* **22**(4) 555–567.
- Ahuja, Ravindra K, James B Orlin. 2000. A faster algorithm for the inverse spanning tree problem. *Journal of Algorithms* **34**(1) 177–193.
- Ahuja, Ravindra K, James B Orlin. 2001. Inverse optimization. *Operations Research* **49**(5) 771–783.
- Ahuja, Ravindra K, James B Orlin. 2002. Combinatorial algorithms for inverse network flow problems. *Networks* **40**(4) 181–187.
- Alavian, A., M. C. Rotkowitz. 2017. Improving admm-based optimization of mixed integer objectives. *2017 51st Annual Conference on Information Sciences and Systems*. 1–6.
- Aloise, Daniel, Pierre Hansen. 2009. A branch-and-cut sdp-based algorithm for minimum sum-of-squares clustering. *Pesquisa Operacional* **29**(3) 503–516.
- Arthur, David, Sergei Vassilvitskii. 2007. K-means++: The advantages of careful seeding. *Proceedings of the Eighteenth Annual ACM-SIAM Symposium on Discrete Algorithms*. Society for Industrial and Applied Mathematics, 1027–1035.
- Aswani, Anil, Zuo-Jun Max Shen, Auyon Siddiq. 2015. Inverse optimization with noisy data. ArXiv e-prints arXiv:1507.03266.
- Baes, Michel, Moritz Diehl, Ion Necoara. 2008. Every continuous nonlinear control system can be obtained by parametric convex programming. *IEEE Transactions on Automatic Control* **53**(8) 1963–1967.
- Bagirov, Adil M. 2008. Modified global k-means algorithm for minimum sum-of-squares clustering problems. *Pattern Recognition* **41**(10) 3192–3199.
- Bartlett, Peter L, Shahar Mendelson. 2002. Rademacher and Gaussian complexities: Risk bounds and structural results. *Journal of Machine Learning Research* **3**(Nov) 463–482.
- Berge, Claude. 1963. *Topological Spaces: Including a Treatment of Multi-valued Functions, Vector Spaces, and Convexity*. Courier Corporation.
- Bertsimas, Dimitris, Vishal Gupta, Ioannis Ch Paschalidis. 2015. Data-driven estimation in equilibrium using inverse optimization. *Mathematical Programming* **153**(2) 595–633.

- 
- Bezanson, Jeff, Alan Edelman, Stefan Karpinski, Viral B Shah. 2017. Julia: A fresh approach to numerical computing. *SIAM Review* **59**(1) 65–98.
- Biau, Gérard, Luc Devroye, Gábor Lugosi. 2008. On the performance of clustering in hilbert spaces. *IEEE Transactions on Information Theory* **54**(2) 781–790.
- Bonnans, J Frédéric, Alexander Shapiro. 1998. Optimization problems with perturbations: A guided tour. *SIAM Review* **40**(2) 228–264.
- Bousquet, Olivier, Stéphane Boucheron, Gábor Lugosi. 2004. Introduction to statistical learning theory. *Advanced Lectures on Machine Learning*. Springer, 169–207.
- Boyd, Stephen, Neal Parikh, Eric Chu, Borja Peleato, Jonathan Eckstein. 2011. Distributed optimization and statistical learning via the alternating direction method of multipliers. *Foundations and Trends® in Machine Learning* **3**(1) 1–122.
- Burton, Didier, Ph L Toint. 1992. On an instance of the inverse shortest paths problem. *Mathematical Programming* **53**(1) 45–61.
- Chan, Timothy C. Y., Taewoo Lee, Daria Terekhov. 2015. Inverse optimization: Closed-form solutions, geometry and goodness of fit. ArXiv e-prints arXiv:1511.04650.
- Chan, Timothy CY, Tim Craig, Taewoo Lee, Michael B Sharpe. 2014. Generalized inverse multiobjective optimization with application to cancer therapy. *Operations Research* **62**(3) 680–695.
- Chen, Caihua, Bingsheng He, Yinyu Ye, Xiaoming Yuan. 2016. The direct extension of admm for multi-block convex minimization problems is not necessarily convergent. *Mathematical Programming* **155**(1-2) 57–79.
- Deaconu, Adrian. 2008. The inverse maximum flow problem considering  $l_\infty$  norm. *RAIRO-Operations Research* **42**(3) 401–414.
- Dempe, Stephan, Vyacheslav Kalashnikov, Gerardo A Pérez-Valdés, Nataliya Kalashnykova. 2015. *Bilevel Programming Problems: Theory, Algorithms and Applications to Energy Networks*. Springer.
- Dempe, Stephan, Sebastian Lohse. 2006. Inverse linear programming. *Recent Advances in Optimization*. Springer, 19–28.
- Deng, Wei, Wotao Yin. 2016. On the global and linear convergence of the generalized alternating direction method of multipliers. *Journal of Scientific Computing* **66**(3) 889–916.
- Diamond, Steven, Reza Takapoui, Stephen Boyd. 2016. A general system for heuristic solution of convex problems over nonconvex sets. ArXiv e-prints arXiv:1601.07277.
- Ehrgott, Matthias, Margaret M Wiecek. 2005. Multiobjective programming. *Multiple Criteria Decision Analysis: State of the Art Surveys*. Springer, 667–708.
- Esfahani, Peyman Mohajerin, Soroosh Shafieezadeh-Abadeh, Grani A Hanasusanto, Daniel Kuhn. 2018. Data-driven inverse optimization with imperfect information. *Mathematical Programming* **167**(1) 191–234.

- Gabay, Daniel, Bertrand Mercier. 1976. A dual algorithm for the solution of nonlinear variational problems via finite element approximation. *Computers & Mathematics with Applications* **2**(1) 17–40.
- Gass, Saul, Thomas Saaty. 1955. The computational algorithm for the parametric objective function. *Naval Research Logistics* **2**(1-2) 39–45.
- Glowinski, Roland, A Marroco. 1975. Sur l’approximation, par éléments finis d’ordre un, et la résolution, par pénalisation-dualité d’une classe de problèmes de dirichlet non linéaires. *Revue Française D’automatique, Informatique, Recherche Opérationnelle. Analyse Numérique* **9**(2) 41–76.
- Greenshtein, Eitan, Ya’Acov Ritov. 2004. Persistence in high-dimensional linear predictor selection and the virtue of overparametrization. *Bernoulli* **10**(6) 971–988.
- Güler, Çiğdem, Horst W Hamacher. 2010. Capacity inverse minimum cost flow problem. *Journal of Combinatorial Optimization* **19**(1) 43–59.
- Hempel, Andreas B, Paul J Goulart, John Lygeros. 2015. Inverse parametric optimization with an application to hybrid system control. *IEEE Transactions on Automatic Control* **60**(4) 1064–1069.
- Heuberger, Clemens. 2004. Inverse combinatorial optimization: A survey on problems, methods, and results. *Journal of Combinatorial Optimization* **8**(3) 329–361.
- Hogan, William W. 1973. Point-to-set maps in mathematical programming. *SIAM Review* **15**(3) 591–603.
- Hong, Mingyi, Zhi-Quan Luo. 2017. On the linear convergence of the alternating direction method of multipliers. *Mathematical Programming* **162**(1) 165–199.
- Iyengar, Garud, Wanmo Kang. 2005. Inverse conic programming with applications. *Operations Research Letters* **33**(3) 319–330.
- Jennrich, Robert I. 1969. Asymptotic properties of non-linear least squares estimators. *The Annals of Mathematical Statistics* **40**(2) 633–643.
- Keshavarz, Arezou, Yang Wang, Stephen Boyd. 2011. Imputing a convex objective function. *Intelligent Control (ISIC), 2011 IEEE International Symposium on.* IEEE, 613–619.
- Lloyd, S. 1982. Least squares quantization in pcm. *IEEE Transactions on Information Theory* **28**(2) 129–137.
- Magnússon, Sindri, Pradeep Chathuranga Weeraddana, Michael G Rabbat, Carlo Fischione. 2016. On the convergence of alternating direction Lagrangian methods for nonconvex structured optimization problems. *IEEE Transactions on Control of Network Systems* **3**(3) 296–309.
- Markowitz, Harry. 1952. Portfolio selection. *The Journal of Finance* **7**(1) 77–91.
- Miettinen, Kaisa. 2012. *Nonlinear Multiobjective Optimization*, vol. 12. Springer Science & Business Media.
- Mohri, Mehryar, Afshin Rostamizadeh, Ameet Talwalkar. 2012. *Foundations of Machine Learning*. MIT Press.
- Nagurney, Anna. 2000. Congested urban transportation networks and emission paradoxes. *Transportation Research Part D: Transport and Environment* **5**(2) 145–151.



- 
- Ng, Andrew Y, Stuart J Russell. 2000. Algorithms for inverse reinforcement learning. *Proceedings of the Seventeenth International Conference on Machine Learning*. Morgan Kaufmann Publishers Inc., 663–670.
- Nguyen, N. A., S. Olaru, P. Rodriguez-Ayerbe, M. Hovd, I. Necoara. 2017. Constructive solution of inverse parametric linear/quadratic programming problems. *Journal of Optimization Theory and Applications* **172**(2) 623–648.
- Nguyen, Ngoc Anh, Sorin Olaru, Pedro Rodriguez-Ayerbe. 2015. Any discontinuous PWA function is optimal solution to a parametric linear programming problem. *Decision and Control (CDC), 2015 IEEE 54th Annual Conference on*. IEEE, 5926–5931.
- Nguyen, Ngoc Anh, Sorin Olaru, Pedro Rodriguez-Ayerbe, Morten Hovd, Ion Necoara. 2014. Inverse parametric convex programming problems via convex liftings. *IFAC Proceedings Volumes* **47**(3) 2489–2494.
- Nystrom, Nicholas A., Michael J. Levine, Ralph Z. Roskies, J. Ray Scott. 2015. Bridges: A uniquely flexible HPC resource for new communities and data analytics. *Proceedings of the 2015 XSEDE Conference: Scientific Advancements Enabled by Enhanced Cyberinfrastructure*. XSEDE '15, ACM, 30:1–30:8.
- Roland, Julien, Yves De Smet, José Rui Figueira. 2013. Inverse multi-objective combinatorial optimization. *Discrete Applied Mathematics* **161**(16) 2764–2771.
- Schaefer, Andrew J. 2009. Inverse integer programming. *Optimization Letters* **3**(4) 483–489.
- Shi, Wei, Qing Ling, Kun Yuan, Gang Wu, Wotao Yin. 2014. On the linear convergence of the admm in decentralized consensus optimization. *IEEE Transactions on Signal Processing* **7**(62) 1750–1761.
- Sutherland, Wilson A. 2009. *Introduction to Metric and Topological Spaces*. Oxford University Press.
- Tanino, T, Y Sawaragi. 1980. Stability of nondominated solutions in multicriteria decision-making. *Journal of Optimization Theory and Applications* **30**(2) 229–253.
- Towns, J., T. Cockerill, M. Dahan, I. Foster, K. Gaither, A. Grimshaw, V. Hazlewood, S. Lathrop, D. Lifka, G. D. Peterson, R. Roskies, J. R. Scott, N. Wilkins-Diehr. 2014. XSEDE: Accelerating scientific discovery. *Computing in Science Engineering* **16**(5) 62–74.
- Troutt, Marvin D, Wan-Kai Pang, Shui-Hung Hou. 2006. Behavioral estimation of mathematical programming objective function coefficients. *Management Science* **52**(3) 422–434.
- Vapnik, Vladimir. 2013. *The Nature of Statistical Learning Theory*. Springer Science & Business Media.
- Wang, Lizhi. 2009. Cutting plane algorithms for the inverse mixed integer linear programming problem. *Operations Research Letters* **37**(2) 114–116.
- Warburton, Arthur R. 1983. Quasiconcave vector maximization: connectedness of the sets of pareto-optimal and weak pareto-optimal alternatives. *Journal of Optimization Theory and Applications* **40**(4) 537–557.
- Yan, Hai, William HK Lam. 1996. Optimal road tolls under conditions of queueing and congestion. *Transportation Research Part A: Policy and Practice* **30**(5) 319–332.

- Yang, Hai, Tsuna Sasaki, Yasunori Iida, Yasuo Asakura. 1992. Estimation of origin-destination matrices from link traffic counts on congested networks. *Transportation Research Part B: Methodological* **26**(6) 417–434.
- Yin, Yafeng, Siriphong Lawphongpanich. 2006. Internalizing emission externality on road networks. *Transportation Research Part D: Transport and Environment* **11**(4) 292–301.
- Zhang, Jianzhong, Zhenhong Liu. 1996. Calculating some inverse linear programming problems. *Journal of Computational and Applied Mathematics* **72**(2) 261–273.
- Zhang, Jianzhong, Chengxian Xu. 2010. Inverse optimization for linearly constrained convex separable programming problems. *European Journal of Operational Research* **200**(3) 671–679.
- Zhang, Jianzhong, Liwei Zhang. 2010. An augmented lagrangian method for a class of inverse quadratic programming problems. *Applied Mathematics and Optimization* **61**(1) 57.