

RecoGym: A Reinforcement Learning Environment for the problem of Product Recommendation in Online Advertising

David Rohde
Criteo AI Labs
Paris
d.rohde@criteo.com

Stephen Bonner
Criteo AI Labs
Paris
st.bonner@criteo.com

Travis Dunlop*
Universitat Pompeu Fabra
Barcelona
dunloptravis@gmail.com

Flavian Vasile
Criteo AI Labs
Paris
f.vasile@criteo.com

Alexandros Karatzoglou
Telefonica Research
Barcelona
alexandros.karatzoglou@gmail.com

ABSTRACT

Recommender Systems are becoming ubiquitous in many settings and take many forms, from product recommendation in e-commerce stores, to query suggestions in search engines, to friend recommendation in social networks. Current research directions which are largely based upon supervised learning from historical data appear to be showing diminishing returns with a lot of practitioners report a discrepancy between improvements in offline metrics for supervised learning and the online performance of the newly proposed models. One possible reason is that we are using the wrong paradigm: when looking at the long-term cycle of collecting historical performance data, creating a new version of the recommendation model, A/B testing it and then rolling it out. We see that there a lot of commonalities with the reinforcement learning (RL) setup, where the agent observes the environment and acts upon it in order to change its state towards better states (states with higher rewards). To this end we introduce *RecoGym*, an RL environment for recommendation, which is defined by a model of user traffic patterns on e-commerce and the users response to recommendations on the publisher websites. We believe that this is an important step forward for the field of recommendation systems research, that could open up an avenue of collaboration between the recommender systems and reinforcement learning communities and lead to better alignment between offline and online performance metrics.

1 INTRODUCTION

Recommender systems are becoming more and more frequent in all walks of life. They are particularly valuable when a user would otherwise be forced to do exhaustive searches in spaces with huge numbers of available options (either in terms of knowing what are the best products to buy, people to befriend, jobs to apply for) and that ultimately leads to user unhappiness (see *The Paradox of Choice* [18]). The theory of learning optimal recommendation policies is also evolving quite rapidly, and the limitations of the classical supervised approach to learning what to recommend are becoming apparent. Practitioners are increasingly reporting poor correlations between offline metrics and measured online performance.

In the context of online performance advertising, recommendation appears as the problem of choosing what item to advertise to the user given her current state and given the current context in

which the ad is presented (display medium, geography, time of day, etc). By the nature of the problem, the user has two types of interactions with the items: first, the interactions on the e-commerce website, which we denote as *organic sessions* and secondly, the interactions on the publisher websites, through ads, which we denote as *bandit sessions*, inspired by the bandits literature which is represented heavily in the computation advertising field.

The problem of learning what product/item ads to show to each user is addressed differently in the recommendation literature and computational advertising literature. In the recommendation literature, this would be either solved as a *missing link prediction task* or as a *next item prediction task*, if time is important. The associated metrics for these approaches are classification/regression metrics such as area under the curve, mean squared error and negative log likelihood and respectively, ranking metrics such as precision@k and negative discounted cumulative gain.

Modern approaches to computational advertising employ randomized policies that ensure that exploration of actions using strategies such as e-greedy or Thompson sampling. By adding randomization to the recommendation policy, we are able to not only compute the probability of an ad under the current policy, but also under any other recommendation policy using *Inverse Propensity Scoring* (IPS) [17]. This type of counterfactual estimation is explored in a series of papers [13], [5] [8] and to date, one item recommendation dataset with inverse propensity scores has been released, see [12].

However, these approaches suffer from problems when the recommendation policy to be evaluated is far from the logging policy, which results in very large inverse propensity scores for some of the items and due to capping, to bias in estimation of the performance of the new policy.

To address the issues of IPS-based and other classical offline evaluation approaches, we propose *RecoGym*, a full reinforcement learning (RL) environment simulator for recommendation that allows, at evaluation time, the simulation of users' reaction to arbitrary recommendation policies, without incurring the issues of exploding variance present in the case of datasets with IPS weights.

Since we are releasing this as an OpenAI Gym environment [4], we hope that this will allow both recommendation and RL practitioners to expand the type of machine learning approaches for recommendation and bring RL to other real-world applications outside of games and self-driving cars.

*Work done while interning at Criteo.

In the first version of our simulator, we are releasing an environment that has the following key properties:

- The environment takes into account both the organic and the bandit user-item interactions.
- It contains a parametrized level of correlation between the two types of user behavior.
- It allows to parametrize the dimension of the hidden space in which the users and items are clustered.
- It allows to parametrize the level of relative impact of the user’s past exposure level to ads on the click-through rate of an ad display at a given time

The rest of the paper is organized as follows: in Section 2 we review related work; in Section 3 we introduce the reinforcement learning problem. In Section 4 we provide some basic sanity checks that we expect a successful model of user reaction to in-ad recommendations to pass, and in Section 5 we conclude with an overview of contributions and planned next steps for future releases.

2 RELATED WORK

The relevant literature is currently split into two distinct parts: the classical recommendation literature, that considers modeling the *organic user behavior* and the computational advertising literature that models the *bandit user behavior*.

The recommendation literature on modeling organic user behavior is vast: often, organic recommendation is framed as a user-item matrix completion task with matrix factorization as a common approach [6, 10]. Time-aware organic models use sequential models such as recurrent neural networks in order to predict next item viewed, see [15] for a recent survey.

Some works focused on organic datasets are aware of the tension between the task of modeling organic user behavior and the final goal of developing a ranking over potential recommendations. The ranking of organic user behavior is often used as a proxy to ranking bandit behavior - for a prominent example see [16]. In a similar spirit, [3] and [14] use the fact that the scoring phase of a recommendation engine must uniformly evaluate every action in order to adjust the organic model to be more appropriate for making recommendations. There are numerous public datasets of organic user behavior e.g. [7] [2], including some with temporal information[15].

The recommendation literature on modeling bandit user behavior is smaller: contextual bandits is a popular formulation of this type of problem [13], [5]; as is counterfactual risk minimization [8] another approach is Gaussian process bandit optimization [11], [9]. There are also relatively few datasets for benchmarking such algorithms. [12] is one exception, unfortunately the requirement to use IPS for evaluation means that the measures of algorithmic performance are unfortunately noisy.

Very importantly, to the best of our knowledge, there are currently no public datasets or indeed no other way to evaluate models that is able to incorporate both organic and bandit information.

3 FORMALIZING RECOMMENDATION AS A GAME

In Figure 1 we show our idealized (and heavily simplified) model of user activity, that alternates between organic e-commerce sessions

Symbol	Meaning
P	Number of products
u	User
t	Time index (discrete) starting from 0
$z_{u,t}$	Event t for user u is organic or bandit
$v_{u,t}$	Organic product view or undefined if $z_{u,t} = \text{bandit}$
$v_{u,p,t}$	One hot coding of $v_{u,t}$ where p denotes the product
$a_{u,t}$	Recommended or action product or undefined if $z_{u,t} = \text{organic}$
$c_{u,t}$	Click was made on recommendation $a_{u,t}$ or undefined if $z_{u,t} = \text{organic}$

Table 1: Notation

and bandit publisher sessions and finishes by stopping her online activity for a longer period of time. In this setup, the advertising recommendations can only be shown during the publisher sessions. For simplicity, in this version of the model we assume that the user has a constant probability of conversion once she is back on one of the product shopping pages.

Under this formulation of the environment and attached rewards, the goal of the recommendation agent is to show personalized ads that increase the likelihood of the user to transition back to the e-commerce website, e.g. to increase the click-through rate of the user-ad pairs (shown as a dotted arrow in the figure below).

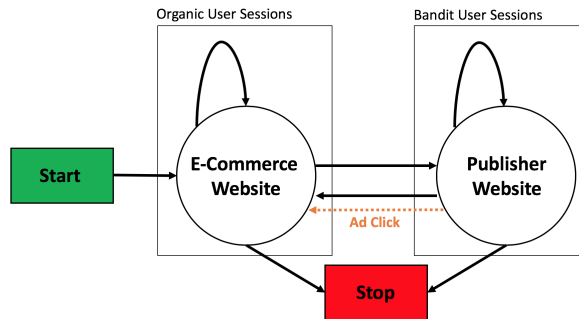


Figure 1: Markov Chain of the organic and bandit user sessions

3.1 Notation

A table of notation used is given in Table 1. An example of the type of data is given in Table 2.

In the example we see the timeline of user 10 over 6 time steps.

All users start with an organic event at time 0 and in this case, user 10 visits product 104, then she transitions at time step 1 to product 52 and at time step 2 to product 71. At this point the user stops browsing the retailer website and her organic session ends; she does however go to a publisher website and we target her with ads starting with a recommendation/action(a) for product 42 at time step 3, which she does not click on. Following this unsuccessful recommendation, another recommendation is made at time step

u	t	$z_{u,t}$	$v_{u,t}$	$a_{u,t}$	$c_{u,t}$
.
10	0	organic	104	NA	NA
10	1	organic	52	NA	NA
10	2	organic	71	NA	NA
10	3	bandit	NA	42	0
10	4	bandit	NA	52	1
10	5	organic	52	NA	NA
.

Table 2: Example Data

4 for product 52 and in this case the user responds positively and clicks. The clicking event brings the user back to the retailer website and her organic session restarts at time step 5 with an organic view for product 52.

4 SIMULATOR

4.1 Reinforcement Learning Environment

The modern advances in combining deep neural networks with RL have been driven by the ability of various algorithms to have access to massive quantities of simulated data from which to learn. For example, the recent success of Deep Mind’s AlphaGo was driven by the ability of the algorithm to compete, and crucially, learn from many millions of simulated games of Go [19]. As such, simulated environments in which RL algorithms can learn from a near unlimited data source are becoming key to the creation of state-of-the-art algorithms. However, to date, there has been little work on designing an RL environment specifically for the training and evaluation of recommender systems. Our work will focus on designing and implementing such an environment.

In 2016, OpenAI launched the OpenAI Gym, a tool-kit designed to create a unified API in which many RL benchmark problems can be implemented, allowing for direct comparisons between RL approaches [4]. OpenAI Gym draws upon earlier work on providing RL benchmarks, for example the Arcade Learning Environment where two dimensional video games were used as problems for an agent to solve [1]. Currently OpenAI Gym provides pre-made gym environments in areas such as control theory and simulated robotics. However, users are able to implement their own gym environments for any arbitrary task via the unified Python-based gym API.

We propose a gym-based environment specifically for the task of computational advertising focused recommender systems. To create an OpenAI Gym compliant environment, one must implement several standard gym functions including Step and Reset [4]. The gym API assumes that an *Agent* class has been implemented by the end-user to allow their chosen RL algorithm to interface with the gym environments. The primary tasks of a gym environment are to produce observations given the current state and to ingest actions from the agents to produce reward signals. We will map the required OpenAI Gym functions for a *Environment* class to our recommendation simulator in the following manner:

- *Reset* - The simulator will initialize a random synthetic user and return the first organic event in their sequence.
- *Step* - The simulator will ingest the prediction from the recommendation agent and return four items as specified in the Open AI Gym white paper [4]:
 - *Observation* - The next product in the sequence (be that a page view in the context of organic or product recommendation for bandit).
 - *Reward* - The reward given by the environment for the previous recommendation i.e. did the recommendation result in a click?
 - *Done* - A Boolean value denoting if the user’s shopping sequence has finished. If true, the *Reset* function will be called and a new user will be generated for the next step.
 - *Info* - Logging information from the simulation, including the state of the user’s sequence (switching between organic and bandit states).

4.2 Sanity Checks for an Agent that Combines Organic and Bandit information

The most successful algorithm will combine organic and bandit information in order to make good recommendations and obtain a low regret. Basic sanity checks for such an algorithm include that in the limit of large amounts of data it performs similarly to a pure bandit algorithm and that in the presence of less bandit data it is able to gain some advantages from the organic data.

In order to formalize these properties we describe three models; one that uses only the organic data, one that uses the bandit and a third that uses both to attempt to get the best of both worlds.

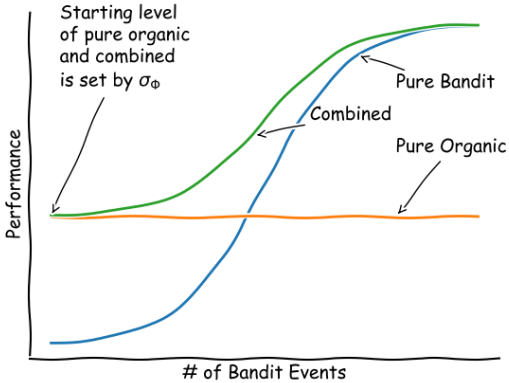
Let $v_{u,p,t} = 1$ if user u organically viewed product p at time t and $v_{u,p,t} = 0$ otherwise. Furthermore define $\Lambda_{u,p,t}$ such that $v_{u,p,t} \sim \text{Bernoulli}(\sigma(\Lambda_{u,p,t}))$. Here $\sigma(\cdot)$ is the logistic sigmoid and $\Lambda_{u,p,t}$ is the log odds of user u organically viewing product p at time t . This allows us to draw a formal link between the organic world and the bandit world in the equation below:

$$\Phi_{u,a,t} = f(\Lambda_{u,p,t} + \epsilon_{u,a,t}),$$

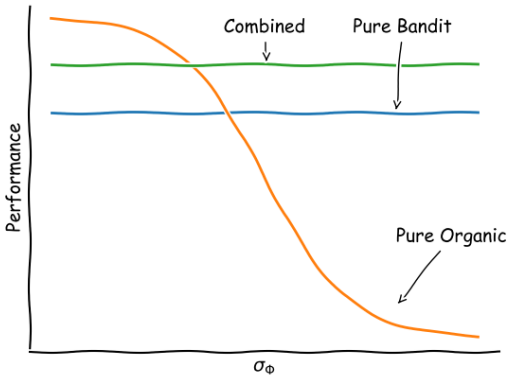
where $\Phi_{u,a,t}$ is the click through rate for giving action/recommendation a to user u at time t ; $\epsilon_{u,a,t}$ is “noise” with mean zero and variance σ_Φ^2 . The function $f(\cdot)$ is an increasing function that calibrates organic (which has a categorical distribution) to bandit behavior which has a Bernoulli distribution. The fact that $\Phi_{u,a,t}$ is indexed by time t means that non-stationary effects such as ad-fatigue i.e. the user losing interest in an ad after repeated displays can be incorporated.

When σ_Φ is zero, so is $\epsilon_{u,a,t}$ and in order to make a recommendation we simply need to compute $a^* = \text{argmax}_p \hat{\Lambda}_{u,p,t}$, where $\hat{\Lambda}$ can be estimated from purely organic data. While organic data alone is insufficient for estimating Φ due to the fact that the form of $f(\cdot)$ is unknown it is sufficient for correctly ordering recommendations. It is precisely in this case where purely organic algorithms are able to perform well, and organic metrics such as precision@k in should be expected to correlate with click through rate. We call these sorts of algorithms “Pure Organic” algorithms.

In contrast when σ_Φ increases organic data alone becomes insufficient in order to determine the best actions as $\Phi_{u,1,t}, \dots, \Phi_{u,P,t}$ will typically have a different ordering to $\Lambda_{u,1,t}, \dots, \Lambda_{u,P,t}$.



(a) Performance as #bandit events increases



(b) Performance as σ_Φ increases

Figure 2: Sketch of expected performance

An extreme approach in this situation is to use a “Pure Bandit” algorithm that estimates Φ directly and ignores the decomposition into Λ and ϵ . This approach should be expected to work when bandit data is plentiful, but ignores the advantages that combining the two datasets together may provide. These advantages would be realized by a “Combined” algorithm that may use two main principles in order to infer best actions more quickly than “Pure Bandit” and “Pure Organic”:

- (1) If σ_Φ is not too high the ordering provided by $\hat{\Lambda}$ may be approximately correct. Bandit events then can be viewed as refining the ordering of these recommendations.
- (2) We may find (or assume) that the correlation structures in ϵ are similar to those in Λ , i.e. if users or products are observed to be correlated organically then we may (subject to confirmation in the data) assume that a similar correlation exists between users and actions in $\epsilon_{u,a,t}$. In the first version of the simulator this will be implemented by users belonging to hidden discrete latent variables or clusters.

Now that we have formalized the connection between bandit and organic we can sketch the relationships we expect to observe as we vary (a) the amount of bandit data available for training and (b) the amount of noise σ_Φ . The relationships we expect to see are shown in Figure 2.

In Figure 2 a) we see that the “Pure Organic” behavior is determined by the amount of noise in σ_Φ and is unaffected by the number of bandit events. If σ_Φ is sufficiently small that the actions are correctly ordered it will perform well, in contrast if it is large it will perform poorly. The performance does not change as the number of bandit events increase as these are not used. In contrast the “Pure Bandit” algorithm is unable to make predictions without large numbers of bandit events. It performs poorly when this data is scarce and well when it is plentiful. The “Combined” model should achieve a happy medium using information from both sources and therefore able to outperform “Pure Bandit” for moderate numbers of bandit events the two agreeing only in the limit of (often) unfeasibly large numbers of bandit events.

In Figure 2 b) we see that the “Pure Organic” performance reduces as σ_Φ breaks the connection between organic and bandit events. In contrast the combined and pure bandit do not exhibit this issue. As “Pure Bandit” ignores organic information we expect it to be invariant to σ_Φ and its performance will be determined by the amount of bandit events. Again we expect a “Combined” model to exhibit better performance so long as bandit events are not too plentiful.

5 CONCLUSIONS

In this paper we introduce *RecoGym*, the first Reinforcement Learning environment for recommendation in the context of online advertising. In the first release, the simulator supports the existence of user shopping and user publisher sequences, it allows the experimenter to specify the desired level of correlation between the two, to simulate various intrinsic dimensions for the user - item clusters and to vary the impact of repeated ad exposure on the ad click-through rate. In the paper we additionally cover some basic sanity checks on the behavior of the models trained on the simulator data and propose guidelines. Finally, we hope the release of this simulator will bring more interdisciplinary research between the Reinforcement Learning and Recommender System communities and that subsequently, better alignment between offline and online performance can be achieved.

REFERENCES

- [1] Marc G Bellemare, Yavar Naddaf, Joel Veness, and Michael Bowling. 2013. The arcade learning environment: An evaluation platform for general agents. *Journal of Artificial Intelligence Research* 47 (2013), 253–279.
- [2] James Bennett, Stan Lanning, et al. 2007. The Netflix prize. In *Proceedings of KDD cup and workshop*, Vol. 2007. ACM, New York, NY, USA, 35.
- [3] Stephen Bonner and Flavian Vasile. 2017. Causal Embeddings for Recommendation. In *The Twelfth ACM Conference on Recommender Systems (RecSys 18)*, Vol. 1706. ACM, Vancouver, 9.
- [4] Greg Brockman, Vicki Cheung, Ludwig Pettersson, Jonas Schneider, John Schulman, Jie Tang, and Wojciech Zaremba. 2016. OpenAI Gym.
- [5] Miroslav Dudik, Daniel Hsu, Satyen Kale, Nikos Karampatziakis, John Langford, Lev Reyzin, and Tong Zhang. 2011. Efficient optimal learning for contextual bandits. In *Uncertainty in Artificial Intelligence Proceedings of the Twenty Seventh Conference*, Vol. 27. AUAI Press, Barcellona, 7.
- [6] Mihajlo Grbovic, Vladan Radosavljevic, Nemanja Djuric, Narayan Bhamidipati, Jaikrit Savla, Varun Bhagwan, and Doug Sharp. 2015. E-commerce in Your Inbox: Product Recommendations at Scale. In *Proceedings of the 21th ACM SIGKDD*

- International Conference on Knowledge Discovery and Data Mining (KDD '15)*. ACM, New York, NY, USA, 1809–1818. <https://doi.org/10.1145/2783258.2788627>
- [7] F Maxwell Harper and Joseph A Konstan. 2016. The Movielens datasets: History and context. *ACM Transactions on Interactive Intelligent Systems (TiiS)* 5, 4 (2016), 19.
- [8] Thorsten Joachims, Artem Grotov, Adith Swaminathan, and Maarten de Rijke. 2018. Deep Learning with Logged Bandit Feedback. In *Proceedings of the International Conference on Learning Representations (ICLR)*. CBLIS, Vancouver, 12.
- [9] Jaya Kawale, Hung H Bui, Branislav Kveton, Long Tran-Thanh, and Sanjay Chawla. 2015. Efficient Thompson Sampling for Online Matrix-Factorization Recommendation. In *Advances in Neural Information Processing Systems 28*, C. Cortes, N. D. Lawrence, D. D. Lee, M. Sugiyama, and R. Garnett (Eds.). Curran Associates, Inc., Montreal, 1297–1305.
- [10] Yehuda Koren, Robert Bell, and Chris Volinsky. 2009. Matrix Factorization Techniques for Recommender Systems. *Computer* 42, 8 (Aug. 2009), 30–37. <https://doi.org/10.1109/MC.2009.263>
- [11] Andreas Krause and Cheng S. Ong. 2011. Contextual Gaussian Process Bandit Optimization. In *Advances in Neural Information Processing Systems 24*, J. Shawe-Taylor, R. S. Zemel, P. L. Bartlett, F. Pereira, and K. Q. Weinberger (Eds.). Curran Associates, Inc., Granada, 2447–2455. <http://papers.nips.cc/paper/4487-contextual-gaussian-process-bandit-optimization.pdf>
- [12] D. Lefortier, A. Swaminathan, Xiaotao Gu, T. Joachims, and M. de Rijke. 2016. Large-scale Validation of Counterfactual Learning Methods: A Test-Bed. <http://arxiv.org/abs/1612.00367>
- [13] Lihong Li, Wei Chu, John Langford, and Robert E Schapire. 2010. A contextual-bandit approach to personalized news article recommendation. In *Proceedings of the 19th international conference on World wide web*. ACM, New York, NY, USA, 661–670.
- [14] Dawen Liang, Laurent Charlin, and David M Blei. 2016. Causal Inference for Recommendation.
- [15] Massimo Quadrana, Paolo Cremonesi, and Dietmar Jannach. 2018. Sequence-aware recommender systems.
- [16] Steffen Rendle, Christoph Freudenthaler, Zeno Gantner, and Lars Schmidt-Thieme. 2009. BPR: Bayesian Personalized Ranking from Implicit Feedback. In *Proceedings of the Twenty-Fifth Conference on Uncertainty in Artificial Intelligence (UAI '09)*. AUAI Press, Arlington, Virginia, United States, 452–461.
- [17] PR Rosenblum and DM Rubin. 1983. The central role of the propensity score in observational studies for causal effect. *Biometrika* 70, 1 (1983), 41–55.
- [18] Barry Schwartz. 2004. *The paradox of choice: Why less is more*. Harper Perennial, New York.
- [19] David Silver, Julian Schrittwieser, Karen Simonyan, Ioannis Antonoglou, Aja Huang, Arthur Guez, Thomas Hubert, Lucas Baker, Matthew Lai, Adrian Bolton, et al. 2017. Mastering the game of Go without human knowledge. *Nature* 550, 7676 (2017), 354.