



CERN-EP-2018-197
LHCb-PAPER-2018-029
August 1, 2018

Angular moments of the decay $\Lambda_b^0 \rightarrow \Lambda \mu^+ \mu^-$ at low hadronic recoil

LHCb collaboration[†]

Abstract

An analysis of the angular distribution of the decay $\Lambda_b^0 \rightarrow \Lambda \mu^+ \mu^-$ is presented, using data collected with the LHCb detector between 2011 and 2016 and corresponding to an integrated luminosity of approximately 5 fb^{-1} . Angular observables are determined using a moment analysis of the angular distribution at low hadronic recoil, corresponding to the dimuon invariant mass squared range $15 < q^2 < 20 \text{ GeV}^2/c^4$. The full basis of observables is measured for the first time. The lepton-side, hadron-side and combined forward-backward asymmetries of the decay are determined to be

$$A_{\text{FB}}^{\ell} = -0.39 \pm 0.04 (\text{stat}) \pm 0.01 (\text{syst}) ,$$

$$A_{\text{FB}}^h = -0.30 \pm 0.05 (\text{stat}) \pm 0.02 (\text{syst}) ,$$

$$A_{\text{FB}}^{\ell h} = +0.25 \pm 0.04 (\text{stat}) \pm 0.01 (\text{syst}) .$$

The measurements are consistent with Standard Model predictions.

Submitted to JHEP

© 2024 CERN for the benefit of the LHCb collaboration. CC-BY-4.0 licence.

[†]Authors are listed at the end of this paper.

1 Introduction

In the Standard Model of particle physics (SM), the decay $\Lambda_b^0 \rightarrow \Lambda \mu^+ \mu^-$ proceeds via a b to s quark flavour-changing neutral-current transition. The decay is consequently rare in the SM, with a branching fraction of order 10^{-6} [1]. In extensions of the SM the branching fraction and angular distribution of the decay can be modified significantly, with the latter providing a large number of particularly sensitive observables (see *e.g.* Ref. [2]). The rate and angular distribution of corresponding B meson decays have been studied by the B -factory experiments, CDF at the TeVatron and the ATLAS, CMS and LHCb experiments at the LHC. A global analyses of the measurements favours a modification of the coupling strengths of the b to s transition from their SM values at the level of 4 to 5 standard deviations [3–7]. The decay $\Lambda_b^0 \rightarrow \Lambda \mu^+ \mu^-$ has several important phenomenological differences to the B meson decays: the Λ_b^0 baryon is a spin-half particle and can be produced polarised; the transition involves a diquark system as a spectator, rather than a single quark; and the Λ baryon decays weakly resulting in observables related to the hadronic part of the decay that are not present in the meson decays. The decay $\Lambda_b^0 \rightarrow \Lambda \mu^+ \mu^-$ therefore provides an important additional test of the SM predictions, which can be used to improve our understanding of the nature of the anomalies seen in the B meson decays.

The decay $\Lambda_b^0 \rightarrow \Lambda \mu^+ \mu^-$ was first observed by the CDF collaboration [8]. The LHCb collaboration has subsequently studied the rate of the decay as a function of the dimuon invariant mass squared, q^2 , in Refs. [9, 10]. In the LHCb analysis, evidence for a signal was only found at low hadronic recoil (corresponding to the range $15 < q^2 < 20 \text{ GeV}^2/c^4$). This is consistent with recent SM predictions based on Lattice QCD calculations of the form factors of the decay [1]. The angular distribution of the decay was studied for the first time in Ref. [10], using two projections of the five-dimensional angular distribution of the decay and a data set corresponding to an integrated luminosity of 3 fb^{-1} . The analysis measured two angular asymmetries using the hadronic and leptonic parts of the decay in the range $15 < q^2 < 20 \text{ GeV}^2/c^4$.

This paper presents the first measurement of the full basis of angular observables for the decay $\Lambda_b^0 \rightarrow \Lambda \mu^+ \mu^-$ in the range $15 < q^2 < 20 \text{ GeV}^2/c^4$.¹ The measurement uses pp collision data, corresponding to an integrated luminosity of approximately 5 fb^{-1} , collected between 2011 and 2016 at centre-of-mass energies of 7, 8 and 13 TeV. The paper is organised as follows: Sec. 2 introduces the moment analysis used to characterise the angular observables; Sec. 3 describes the LHCb detector; Sec. 4 outlines the selection of $\Lambda_b^0 \rightarrow \Lambda \mu^+ \mu^-$ candidates, where the Λ is reconstructed in the $p\pi^-$ final state; Sec. 5 presents the fit to the invariant-mass distribution of $p\pi^- \mu^+ \mu^-$ candidates, from which the yield of the $\Lambda_b^0 \rightarrow \Lambda \mu^+ \mu^-$ signal is obtained; results are given in Sec. 7; Section 8 summarises potential sources of systematic uncertainty; and conclusions are presented in Sec. 9.

2 Moments of the angular distribution

The angular distribution of the $\Lambda_b^0 \rightarrow \Lambda \mu^+ \mu^-$ decay can be described using a normal unit-vector, \hat{n} , defined by the vector product of the beam direction and the Λ_b^0 momentum

¹The inclusion of charge-conjugated processes is implicit throughout.

vector, and five angles [11]: the angle, θ , between \hat{n} and the Λ baryon direction in the rest frame of the Λ_b^0 baryon; polar and azimuthal angles θ_ℓ and ϕ_ℓ describing the decay of the dimuon system; and polar and azimuthal angles θ_b and ϕ_b describing the decay of the Λ baryon. An explicit definition of the angular basis is provided in Appendix A. The beam direction is assumed to be aligned with the positive z direction in the LHCb coordinate system [12].² The small crossing angle of the colliding beams is neglected in the analysis but is considered as a source of systematic uncertainty. If the Λ_b^0 baryon is produced without any preferred polarisation, the angular distribution only depends on the angles θ_ℓ and θ_b and on the angle between the decay planes of the Λ baryon and the dimuon system ($\phi_\ell + \phi_b$). An illustration of this angular basis can be found in Ref. [11].

The full angular distribution, averaged over the range $15 < q^2 < 20 \text{ GeV}^2/c^4$, can be described by the sum of 34 q^2 -dependent angular terms [11],

$$\frac{d^5\Gamma}{d\vec{\Omega}} = \frac{3}{32\pi^2} \sum_i^{34} K_i f_i(\vec{\Omega}) , \quad (1)$$

where $\vec{\Omega} \equiv (\cos \theta, \cos \theta_\ell, \phi_\ell, \cos \theta_b, \phi_b)$ and the $f_i(\vec{\Omega})$ functions have different dependencies on the angles. The K_i parameters depend on the underlying short-distance physics and on the form factors governing the $\Lambda_b^0 \rightarrow \Lambda$ transition. The full form of the distribution is given in Appendix B. Equation 1 is normalised such that $2K_1 + K_2 = 1$. Twenty four of the observables, K_{11} to K_{34} , are proportional to the Λ_b^0 production polarisation and are zero if the Λ_b^0 baryons are produced unpolarised. The reduced form of the angular distribution in the case of zero production polarisation can be found in Refs. [2, 13].

The K_i parameters can be determined from data by means of a maximum-likelihood fit or via a moment analysis [14, 15]. The latter is preferred in this analysis due to the small size of the available data sample and the large number of unknown parameters. To determine the values of the K_i parameters, weighting functions $g_i(\vec{\Omega})$ are chosen to project out individual angular observables. The $g_i(\vec{\Omega})$ functions, which are orthogonal to the $f_j(\vec{\Omega})$ functions, are normalised such that

$$K_i = \int \frac{d^5\Gamma}{d\vec{\Omega}} g_i(\vec{\Omega}) d\vec{\Omega} . \quad (2)$$

The set of weighting functions used in this analysis can be found in Refs. [11, 15] and listed in Appendix B. For the case of ideal detector response and in the absence of background, the K_i parameters can be estimated from data by summing over the observed candidates. In realistic scenarios, per-candidate weights are necessary to compensate for nonuniform selection efficiency and background contamination. The K_i parameters are then estimated as

$$K_i = \sum_n w_n g_i(\vec{\Omega}_n) / \sum_n w_n , \quad (3)$$

where w_n is the product of the two weights associated with candidate n . The background is subtracted using weights based on the *sPlot* technique [16, 17]. The efficiency to reconstruct and select the candidates is determined using samples of simulated events. The small effects of finite angular resolution are neglected in the analysis but are considered as a source of systematic uncertainty.

²The coordinate system is defined with the centre of the LHCb vertex detector as the origin and positive z pointing along the beam-line in the direction of the detector's dipole magnet.

3 Detector and simulation

The LHCb detector [12, 18] is a single-arm forward spectrometer covering the pseudorapidity range $2 < \eta < 5$, designed for the study of particles containing b or c quarks. The detector includes a high-precision tracking system consisting of a silicon-strip vertex detector (VELO) surrounding the pp interaction region [19], a large-area silicon-strip detector located upstream of a dipole magnet with a bending power of about 4 Tm, and three stations of silicon-strip detectors and straw drift tubes [20] placed downstream of the magnet. The tracking system provides a measurement of the momentum, p , of charged particles with a relative uncertainty that varies from 0.5% at low momentum to 1.0% at 200 GeV/ c . The minimum distance between a track and a primary pp interaction vertex (PV), the impact parameter (IP), is measured with a resolution of $(15 + 29/p_T) \mu\text{m}$, where p_T is the component of the momentum transverse to the beam, in GeV/ c . Different types of charged hadrons are distinguished using information from two ring-imaging Cherenkov detectors (RICH1 and RICH2) [21]. Photons, electrons and hadrons are identified by a calorimeter system consisting of scintillating-pad and preshower detectors, an electromagnetic calorimeter and a hadronic calorimeter. Muons are identified with a system composed of alternating layers of iron and multiwire proportional chambers [22].

The online event selection is performed by a trigger [23], which consists of a hardware stage, based on information from the calorimeter and muon systems, followed by a software stage, which applies a full event reconstruction. The signal candidates are required to pass through a hardware trigger that selects events containing at least one muon with large p_T or a pair of muons with a large product of their transverse momenta. The p_T threshold of the single muon trigger varied in the range between 1 and 2 GeV/ c , depending on the data-taking conditions. The subsequent software trigger requires a two-, three- or four-track secondary vertex with a significant displacement from any PV. At least one of the tracks must have a transverse momentum $p_T > 1$ GeV/ c and be inconsistent with originating from a PV. A multivariate algorithm [24] is used to identify if the secondary vertex is consistent with the decay of a b hadron.

Samples of simulated $\Lambda_b^0 \rightarrow \Lambda \mu^+ \mu^-$ events are used to develop an offline event selection and to quantify the effects of detector response, candidate reconstruction and selection on the measured angular distribution. In the simulation, pp collisions are generated using PYTHIA [25, 26] with a specific LHCb configuration [27]. Decays of hadrons are described by EVTGEN [28], in which final-state radiation is generated using PHOTOS [29]. The interaction of the generated particles with the detector, and its response, are implemented using the GEANT4 toolkit [30] as described in Ref. [31]. The samples of simulated data are corrected to account for observed differences relative to data in detector occupancy, vertex quality and the production kinematics of the Λ_b^0 baryon. The particle identification performance of the detector is measured using calibration samples of data.

4 Candidate selection

Signal candidates are formed by combining a Λ baryon candidate with two oppositely charged particles that are identified as muons by the muon system and have track segments in the VELO. Only muon pairs with q^2 in the range $15 < q^2 < 20 \text{ GeV}^2/c^4$, where the majority of the $\Lambda_b^0 \rightarrow \Lambda \mu^+ \mu^-$ signal is expected to be observed, are considered.

Candidates in the range $8 < q^2 < 11 \text{ GeV}^2/c^4$, which predominantly consist of decays via an intermediate J/ψ meson that subsequently decays to $\mu^+\mu^-$, are also retained and used to cross-check various aspects of the analysis.

Candidate Λ decays are reconstructed in the $\Lambda \rightarrow p\pi^-$ decay mode from two oppositely charged tracks. The tracks are reconstructed in one of two categories, depending on where the Λ decayed in the detector. The two tracks either both include information from the VELO (*long* candidates) or both do not include information from the VELO (*downstream* candidates).³ The Λ candidates must also have: a vertex fit with a good χ^2 ; a decay time of at least 2 ps; an invariant mass within $30 \text{ MeV}/c^2$ of the known Λ mass [32]; and a decay vertex at $z < 2350 \text{ mm}$. The requirement on the decay position removes background from hadronic interactions in the material at the exit of the RICH1 detector. The Λ baryon and the dimuon pair are required to form a vertex with a good fit quality. The resulting Λ_b^0 candidate is required to be consistent with originating from one of the PVs in the event and to have a vertex position that is significantly displaced from that PV.

A neural network is trained to further suppress combinatorial background, in which tracks from an event are mistakenly combined to form a candidate. The neural network uses simulated $\Lambda_b^0 \rightarrow \Lambda\mu^+\mu^-$ decays as a proxy for the signal and candidates from the upper mass sideband of the data, with a $\Lambda\mu^+\mu^-$ invariant mass greater than $5670 \text{ MeV}/c^2$, for the background. The inputs to the neural network are: the χ^2 of the vertex fit to the Λ_b^0 candidate; the Λ_b^0 decay-time and the angle between the Λ_b^0 momentum vector and the vector between the PV and the Λ_b^0 decay vertex; the Λ flight distance from the PV, its p_T and reconstructed mass; the IP of the muon with the highest p_T ; the IP of either the pion or proton from the Λ , depending on which has the highest p_T ; and a measure of the isolation of the Λ_b^0 baryon in the detector. The working point of the neural network is chosen to maximise the expected significance of the $\Lambda_b^0 \rightarrow \Lambda\mu^+\mu^-$ signal in the $15 < q^2 < 20 \text{ GeV}^2/c^4$ region, assuming the branching fraction measured in Ref. [10]. It is checked that selecting events based on their neural network response does not introduce any significant bias in the reconstructed $p\pi^-\mu^+\mu^-$ mass distribution, $m(p\pi^-\mu^+\mu^-)$.

5 Candidate yields

Figure 1 shows the $p\pi^-\mu^+\mu^-$ mass distribution of the selected candidates in the Run 1 and Run 2 data sets, separated into the long-track and downstream-track $p\pi^-$ categories. The candidates comprise a mixture of $\Lambda_b^0 \rightarrow \Lambda\mu^+\mu^-$ decays, combinatorial background and a negligible contribution from other b -hadron decays. The largest single component of the latter arises from the decay $B^0 \rightarrow K_s^0\mu^+\mu^-$, where the K_s^0 meson decays to $\pi^+\pi^-$ and is mis-reconstructed as a Λ baryon.

The yield of $\Lambda_b^0 \rightarrow \Lambda\mu^+\mu^-$ decays is determined by performing an unbinned extended maximum-likelihood fit to $m(p\pi^-\mu^+\mu^-)$. In the fit, the signal is described by the sum of two modified Gaussian functions, one with a power-law tail on the low-mass side and the other with a power-law tail on the high-mass side of the distribution. The two Gaussian functions have a common peak position and width parameter but different tail parameters and relative fractions. The tail parameters and the relative fraction of the two functions is fixed from fits performed to simulated $\Lambda_b^0 \rightarrow \Lambda\mu^+\mu^-$ decays. The mean and width

³Tracks with information from the VELO typically have a better momentum resolution and are associated with Λ baryons with shorter lifetimes.

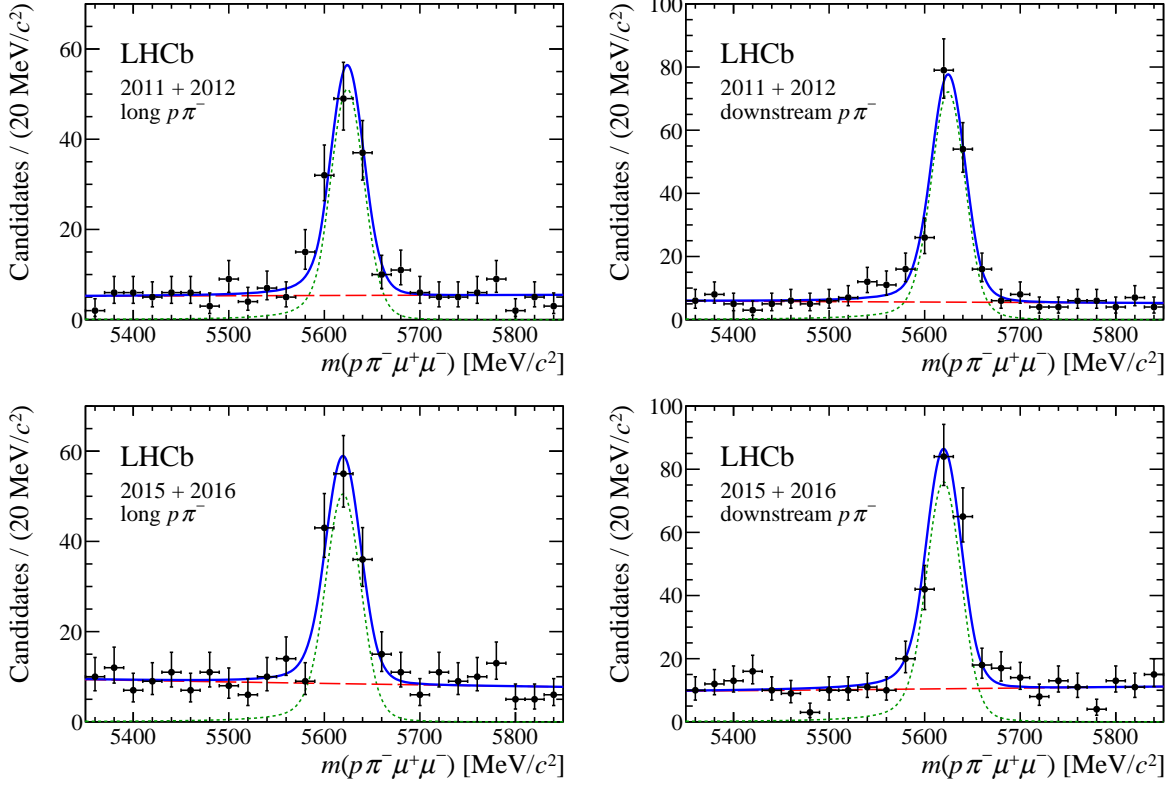


Figure 1: Distribution of $p\pi^-\mu^+\mu^-$ invariant mass for (left) long- and (right) downstream-track $p\pi^-$ categories in the (top) Run 1 data and (bottom) Run 2 data. The result of the fit to each sample of data is indicated by the solid blue line. The signal and background components are illustrated by the dotted green and dashed red lines, respectively.

are determined from fits to $\Lambda_b^0 \rightarrow J/\psi \Lambda$ candidates in the data. A small correction is applied to the width parameter to account for a q^2 dependence of the resolution seen in the simulation. Combinatorial background is described by an exponential function, with a slope parameter that is determined from data. The parameters describing the signal and the background are determined separately for each data-taking period and for the long- and the downstream-track $p\pi^-$ categories.

The fits result in yields of 120 ± 13 (175 ± 15) and 126 ± 13 (189 ± 16) decays in the long (downstream) $p\pi^-$ category of the Run 1 and Run 2 data, respectively. These fits are used to determine the weights needed to subtract the background in the moment analysis. The yields are consistent with those expected based on the estimated signal efficiency, the recorded integrated luminosity and the scaling of the Λ_b^0 production cross-section with centre-of-mass energy.

6 Angular efficiency

The trigger, reconstruction and the selection process distort the measured angular distribution of the $\Lambda_b^0 \rightarrow \Lambda \mu^+ \mu^-$ decays. The largest distortions are found to be the result of kinematic requirements in the reconstruction, most notably due to an implicit momentum threshold applied by requiring that the muons traverse the detector and reach the muon

system. The angular efficiency is parameterised in six dimensions taking into account the correlations between the different angles and the q^2 -dependence of the angular efficiency.

$$\varepsilon(\vec{\Omega}, q^2) = \sum_{ijmnrs} c_{ijmnrs} L_i(\cos \theta) L_j(\cos \theta_l) L_m(\phi_l/\pi) L_n(\cos \theta_b) L_r(\phi_b/\pi) L_s(q^2), \quad (4)$$

where the $L_t(x)$ denote a Legendre polynomial of order t in variable x , and the q^2 range considered has been rescaled linearly between -1 and $+1$. The coefficients c_{ijmnrs} are determined by performing a moment analysis of $\Lambda_b^0 \rightarrow \Lambda \mu^+ \mu^-$ decays simulated according to a phase-space model. The simulated decays are weighted such that they are uniformly distributed in q^2 and in the five angles, after which the angular distribution of the selected decays is proportional to the efficiency.

To achieve a good parameterisation of the efficiency, a large number of terms is required. The number of terms is reduced using an iterative approach. As a first step, the efficiency projection of each variable is parameterised independently using the sum of Legendre polynomials of up to eighth order. As a second step, correlations between pairs of angles and between individual angles and q^2 are accounted for in turn. These corrections are parameterised by sums involving pairs of polynomials that run up to sixth order in each variable. As a final step, a six-dimensional correction is applied allowing for polynomials of up to first order in the angles and q^2 . Before each step, the simulated decays are corrected to remove the effects parameterised in the previous step. Small differences in the efficiency to reconstruct p/\bar{p} and π^+/π^- are neglected.

The angular efficiency model is cross-checked in data using $\Lambda_b^0 \rightarrow J/\psi \Lambda$ and $B^0 \rightarrow J/\psi K_s^0$ decays, with $J/\psi \rightarrow \mu^+ \mu^-$. These decays have a similar topology to the $\Lambda_b^0 \rightarrow \Lambda \mu^+ \mu^-$ decay and well known angular distributions. For the $B^0 \rightarrow J/\psi K_s^0$ decay, where the K_s^0 decays to $\pi^+ \pi^-$, the parameter K_1 is one-half and the remaining observables are equal to zero. The angular distribution of the $\Lambda_b^0 \rightarrow J/\psi \Lambda$ decay is compatible with the measurements in Refs. [33–35].

7 Results

The angular observables are obtained using a moment analysis of the angular distribution, weighting candidates as described in Sec. 6 to account for their detection efficiency. Background is subtracted using weights obtained from the *sPlot* technique from the fits described in Sec. 5. The weights used to correct for the efficiency and subtract the background are determined separately for each data-taking period and for the long-track and downstream-track $p\pi^-$ categories. The K_i parameters are then determined from a data set that combines the two reconstruction categories. As the polarisation of the Λ_b^0 baryons at production may vary with centre-of-mass energy between the Run 1 data, collected at $\sqrt{s} = 7$ and 8 TeV, and the Run 2 data, collected at $\sqrt{s} = 13$ TeV, these two data sets are initially treated independently. The results for the two data-taking periods are given in Appendix C. The statistical uncertainties on the various K_i parameters are determined using a bootstrapping technique [36]. In each step of the bootstrap, the process of subtracting the background and the weighting of the candidates is repeated.

A χ^2 comparison of the results from the two data-taking periods, taking into account the correlations between the observables, yields a χ^2 of 35.0 with 33 degrees of freedom. This indicates an excellent agreement between the two data sets and suggests that the

production polarisation is consistent among the centre-of-mass energies studied. The Run 1 and Run 2 data samples are therefore combined and the observables are determined on the combined sample. The results are given in Table 1. The correlation between the angular observables is presented in Appendix D. Figure 2 shows the one-dimensional angular projections of $\cos\theta_\ell$, $\cos\theta_b$, $\cos\theta$, ϕ_ℓ and ϕ_b for the background-subtracted candidates. The data are described well by the product of the angular distributions obtained from the moment analysis and the efficiency model.

Figure 3 compares the measured observables with their corresponding SM predictions, obtained from the EOS software [37] using the values of the Λ_b^0 production polarisation measured in Ref. [33]. The values of the observables K_{11} to K_{34} are consistent with zero. This is expected from measurements of the angular distribution of the decay $\Lambda_b^0 \rightarrow J/\psi \Lambda$ by CMS [35] and LHCb [33], which indicate that the production polarisation of Λ_b^0 baryons is small in pp collisions at 7 and 8 TeV. The measurements are consistent with the SM predictions for K_1 to K_{10} . The largest discrepancy is seen in K_6 , which is 2.6 standard deviations from the SM prediction. The angular observables result in an angular distribution that is not positive for all values of the angles. To obtain a physical angular distribution, K_6 has to move closer to its SM value. There is also a consistency between the measurements and the K_i values predicted in the new physics scenarios favoured by the global fits to the b to s quark data [3–7]. These new physics scenarios result in only a small change of K_1 to K_{10} in the low-recoil region.

The K_i observables can be combined to determine the angular asymmetries

$$\begin{aligned} A_{\text{FB}}^\ell &= \frac{3}{2}K_3 = -0.39 \pm 0.04 \pm 0.01, \\ A_{\text{FB}}^h &= K_4 + \frac{1}{2}K_5 = -0.30 \pm 0.05 \pm 0.02, \\ A_{\text{FB}}^{\ell h} &= \frac{3}{4}K_6 = +0.25 \pm 0.04 \pm 0.01, \end{aligned}$$

where the first uncertainties are statistical and the second are the systematic uncertainties that are discussed in the following section. The forward-backward asymmetries A_{FB}^ℓ and A_{FB}^h are in good agreement with the SM predictions. The asymmetry $A_{\text{FB}}^{\ell h}$, which is proportional to K_6 , is 2.6 standard deviations from its SM prediction. The value of A_{FB}^h is consistent with that measured in Ref. [10]. The value of A_{FB}^ℓ is not comparable due to an inconsistency in the definition of θ_ℓ in that reference.⁴

8 Systematic uncertainties

The angular observables may be sensitive to systematic effects arising from imperfect modelling of either the angular efficiency or the $m(p\pi^-\mu^+\mu^-)$ distribution. Where possible, systematic uncertainties are estimated using pseudoexperiments. These are generated from a systematically varied model and the observables are then estimated using the nominal analysis, neglecting the variation in the generation. The sources of systematic uncertainty considered are listed in Table 2. In general, systematic uncertainties are found to be small compared to the statistical uncertainties on the measurements.

The largest systematic uncertainties in modelling the angular efficiency are from the size of the simulated data samples and the order of the Legendre polynomials used to

⁴ Under the definition of θ_ℓ used in Ref. [10], A_{FB}^ℓ measured the asymmetry difference between Λ_b^0 and $\bar{\Lambda}_b^0$ decays rather than the average of the asymmetries.

Table 1: Angular observables combining the results of the moments obtained from Run 1 and Run 2 data, as well as candidates reconstructed in the long- and downstream-track $p\pi^-$ categories. The first and second uncertainties are statistical and systematic, respectively.

Obs.	Value	Obs.	Value
K_1	$0.346 \pm 0.020 \pm 0.004$	K_{18}	$-0.108 \pm 0.058 \pm 0.008$
K_2	$0.308 \pm 0.040 \pm 0.008$	K_{19}	$-0.151 \pm 0.122 \pm 0.022$
K_3	$-0.261 \pm 0.029 \pm 0.006$	K_{20}	$-0.116 \pm 0.056 \pm 0.008$
K_4	$-0.176 \pm 0.046 \pm 0.016$	K_{21}	$-0.041 \pm 0.105 \pm 0.020$
K_5	$-0.251 \pm 0.081 \pm 0.016$	K_{22}	$-0.014 \pm 0.045 \pm 0.007$
K_6	$0.329 \pm 0.055 \pm 0.012$	K_{23}	$-0.024 \pm 0.077 \pm 0.012$
K_7	$-0.015 \pm 0.084 \pm 0.013$	K_{24}	$0.005 \pm 0.033 \pm 0.005$
K_8	$-0.099 \pm 0.037 \pm 0.012$	K_{25}	$-0.226 \pm 0.176 \pm 0.030$
K_9	$0.005 \pm 0.084 \pm 0.012$	K_{26}	$0.140 \pm 0.074 \pm 0.014$
K_{10}	$-0.045 \pm 0.037 \pm 0.006$	K_{27}	$0.016 \pm 0.140 \pm 0.025$
K_{11}	$-0.007 \pm 0.043 \pm 0.009$	K_{28}	$0.032 \pm 0.058 \pm 0.009$
K_{12}	$-0.009 \pm 0.063 \pm 0.014$	K_{29}	$-0.127 \pm 0.097 \pm 0.016$
K_{13}	$0.024 \pm 0.045 \pm 0.010$	K_{30}	$0.011 \pm 0.061 \pm 0.011$
K_{14}	$0.010 \pm 0.082 \pm 0.013$	K_{31}	$0.180 \pm 0.094 \pm 0.015$
K_{15}	$0.158 \pm 0.117 \pm 0.027$	K_{32}	$-0.009 \pm 0.055 \pm 0.008$
K_{16}	$0.050 \pm 0.084 \pm 0.023$	K_{33}	$0.022 \pm 0.060 \pm 0.009$
K_{17}	$-0.000 \pm 0.120 \pm 0.022$	K_{34}	$0.060 \pm 0.058 \pm 0.009$

parameterise the efficiency. The former is determined by bootstrapping the simulated sample and re-evaluating the model. The latter is estimated by increasing the order of polynomials used in the efficiency parameterisation by up to two orders. By default, the efficiency model is chosen to have the minimum number of terms needed to get a good description of both the simulated and the data control samples. Increasing further the number of terms results in an overfitting of statistical fluctuations in the simulated data used to determine the efficiency model (due to the limited size of the simulated data set).

A systematic uncertainty due to the modelling of the data by the simulation is estimated by varying the tracking and muon identification efficiencies, and by applying an additional correction to the p_T and η spectra of the Λ_b^0 baryons.

The impact of neglecting angular resolution when determining the angular observables is estimated by smearing pseudoexperiments according to the resolution determined using simulated data. The angular resolution is poorest for θ , θ_b and ϕ_b in the downstream $p\pi^-$ category, at around 90 mrad for θ and θ_b and 150 mrad for ϕ_b .

In the calculation of the angular basis, the crossing angle of the LHC beams is neglected. The impact of this is estimated by generating pseudoexperiments with the correct crossing angle and neglecting this when the angular observables are determined.

The systematic uncertainty due to modelling the shape of the signal mass distribution is small. The main contribution to this uncertainty comes from the modelling of the tails of the signal mass distribution. The factorisation of the mass model and the angular distribution, which is a requirement of the *sPlot* technique, is also tested and results in a negligible systematic uncertainty.

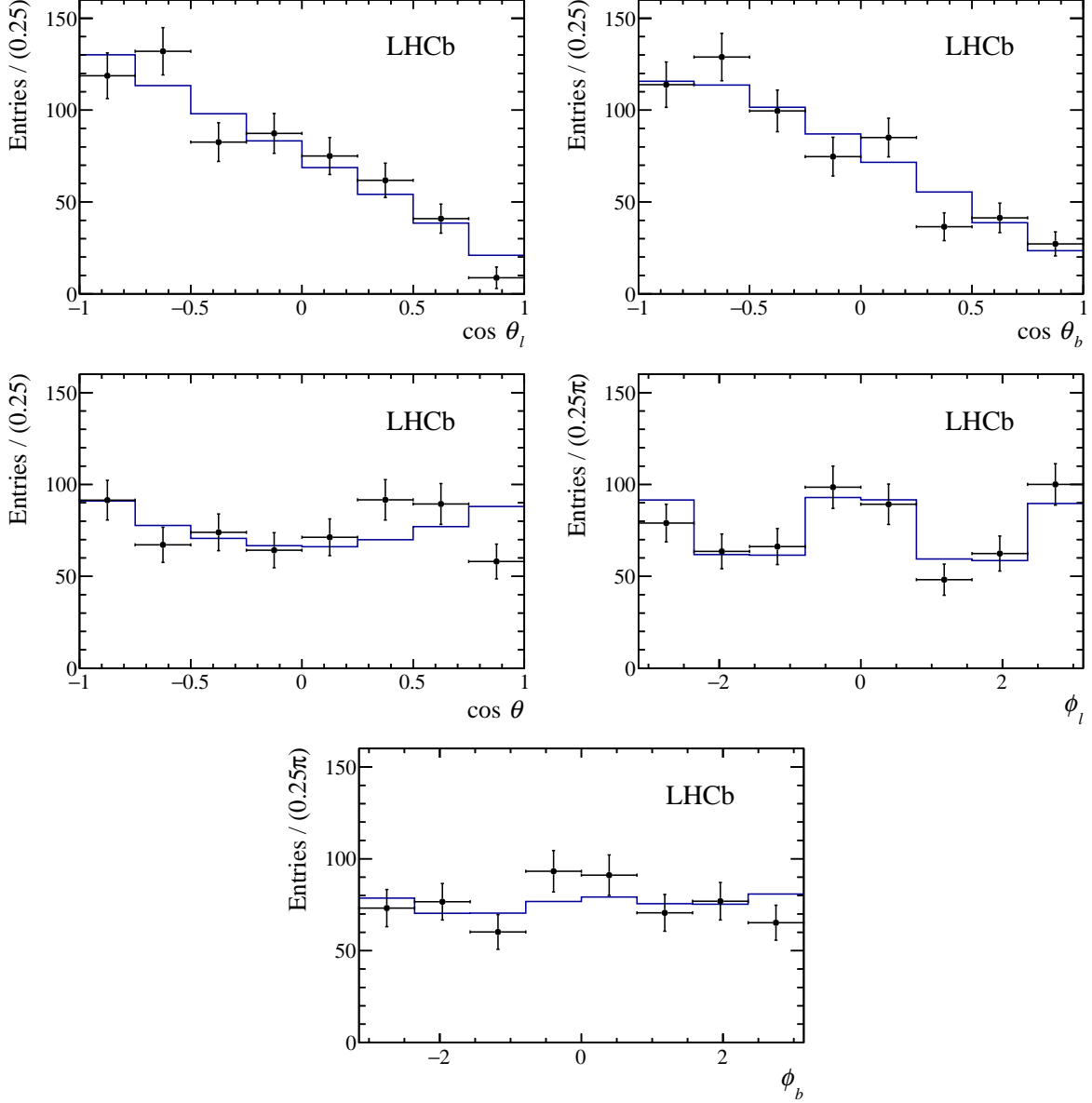


Figure 2: One-dimensional projections of the angular distributions of the candidates (black points), combining Run 1 and Run 2 data, as well as candidates reconstructed in the long- and downstream-track $p\pi^-$ categories. The background is subtracted from the data but no efficiency correction is applied. The projection of each angular distribution obtained from the moment analysis multiplied by the efficiency distribution is superimposed. The large variation in ϕ_l is primarily due to the angular acceptance.

9 Summary

An analysis of the angular distribution of the decay $\Lambda_b^0 \rightarrow \Lambda \mu^+ \mu^-$ in the dimuon invariant mass squared range $15 < q^2 < 20 \text{ GeV}^2/c^4$ is reported. Using data collected with the LHCb detector between 2011 and 2016, the full basis of angular observables is measured for the first time. From the measured observables, the lepton-side, hadron-side and combined

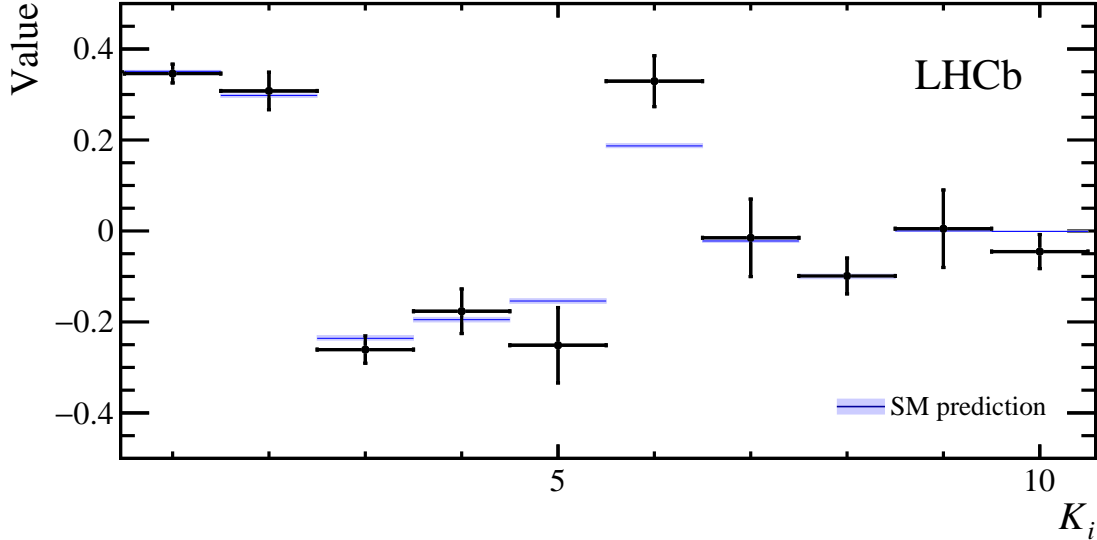


Figure 3: Angular observables combining the results for the moments obtained from Run 1 and Run 2 data, as well as candidates reconstructed in the long- and downstream-track $p\pi^-$ categories. The blue line represents the SM predictions obtained using the EOS software. The thickness of the light-blue band represents the uncertainty on the SM predictions.

Table 2: Sources of systematic uncertainty on the K_i angular observables, together with the mean and the range of uncertainty values assigned to the 34 K_i parameters in each case. The variation of each source of systematic uncertainty between the different observables depends on the structure of the weighting functions used to extract the observable and its correlation with the angular efficiency.

Source	Uncertainty [10^{-3}]	
	Range among K_i	Mean
Simulated sample size	3–22	9
Efficiency parameterisation	1–13	4
Data-simulation differences	2–16	6
Angular resolution	1–11	4
Beam crossing angle	1–8	4
Signal mass model	1–4	2

forward-backward asymmetries of the decay are determined to be

$$\begin{aligned}
A_{\text{FB}}^{\ell} &= -0.39 \pm 0.04 \text{ (stat)} \pm 0.01 \text{ (syst)} , \\
A_{\text{FB}}^h &= -0.30 \pm 0.05 \text{ (stat)} \pm 0.02 \text{ (syst)} , \\
A_{\text{FB}}^{\ell h} &= +0.25 \pm 0.04 \text{ (stat)} \pm 0.01 \text{ (syst)} .
\end{aligned}$$

The results presented here supersede the results for angular observables in Ref. [10] (see discussion in Sec. 7). The measured angular observables are compatible with the SM predictions obtained using the EOS software [37], where the Λ_b^0 production polarisation is set to the value obtained by the LHCb collaboration in pp collisions at a centre-of-mass energy of 7 TeV [33].

Acknowledgements

We express our gratitude to our colleagues in the CERN accelerator departments for the excellent performance of the LHC. We thank the technical and administrative staff at the LHCb institutes. We acknowledge support from CERN and from the national agencies: CAPES, CNPq, FAPERJ and FINEP (Brazil); MOST and NSFC (China); CNRS/IN2P3 (France); BMBF, DFG and MPG (Germany); INFN (Italy); NWO (Netherlands); MNiSW and NCN (Poland); MEN/IFA (Romania); MinES and FASO (Russia); MinECo (Spain); SNSF and SER (Switzerland); NASU (Ukraine); STFC (United Kingdom); NSF (USA). We acknowledge the computing resources that are provided by CERN, IN2P3 (France), KIT and DESY (Germany), INFN (Italy), SURF (Netherlands), PIC (Spain), GridPP (United Kingdom), RRCKI and Yandex LLC (Russia), CSCS (Switzerland), IFIN-HH (Romania), CBPF (Brazil), PL-GRID (Poland) and OSC (USA). We are indebted to the communities behind the multiple open-source software packages on which we depend. Individual groups or members have received support from AvH Foundation (Germany); EPLANET, Marie Skłodowska-Curie Actions and ERC (European Union); ANR, Labex P2IO and OCEVU, and Région Auvergne-Rhône-Alpes (France); Key Research Program of Frontier Sciences of CAS, CAS PIFI, and the Thousand Talents Program (China); RFBR, RSF and Yandex LLC (Russia); GVA, XuntaGal and GENCAT (Spain); the Royal Society and the Leverhulme Trust (United Kingdom); Laboratory Directed Research and Development program of LANL (USA).

Appendices

A Angular basis

The angular distribution of the decay $\Lambda_b^0 \rightarrow \Lambda \mu^+ \mu^-$ is described by five angles, θ , θ_ℓ , ϕ_ℓ , θ_b and ϕ_b defined with respect to the normal-vector

$$\hat{n} = \frac{\vec{p}_{\text{beam}}^{\{\text{lab}\}} \times \vec{p}_{\Lambda_b^0}^{\{\text{lab}\}}}{|\vec{p}_{\text{beam}}^{\{\text{lab}\}} \times \vec{p}_{\Lambda_b^0}^{\{\text{lab}\}}|} , \quad (5)$$

where $\hat{p} = \vec{p}/|\vec{p}|$ and the parentheses refer to the rest frame the momentum is measured in. The angle θ is defined by the angle between \hat{n} and the Λ baryon momentum in the Λ_b^0 baryon rest frame, *i.e.*

$$\cos \theta = \hat{n} \cdot \hat{p}_\Lambda^{\{\Lambda_b^0\}} . \quad (6)$$

The decay of the Λ baryon and the dimuon system can be described by coordinate systems with $\hat{z}_b = \hat{p}_\Lambda^{\{\Lambda_b^0\}}$ and $\hat{z}_\ell = \hat{p}_{\mu^+\mu^-}^{\{\Lambda_b^0\}}$, $\hat{y}_{b,\ell} = \hat{n} \times \hat{z}_{b,\ell}$ and $\hat{x}_{b,\ell} = \hat{z}_{b,\ell} \times \hat{y}_{b,\ell}$. The angles θ_b and ϕ_b (θ_ℓ and ϕ_ℓ) are the polar and azimuthal angle of the proton (μ^+) in the Λ baryon (dimuon) rest frame. The angles are defined by

$$\cos \theta_{b,\ell} = \hat{z}_{b,\ell} \cdot \hat{p}_{b,\ell} , \quad \cos \phi_{b,\ell} = \hat{x}_{b,\ell} \cdot \hat{p}_{\perp b,\ell} , \quad \sin \phi_{b,\ell} = \hat{y}_{b,\ell} \cdot \hat{p}_{\perp b,\ell} , \quad (7)$$

where \hat{p}_b (\hat{p}_ℓ) is the direction of the proton (μ^+) and $\hat{p}_{\perp b}$ ($\hat{p}_{\perp \ell}$) is a unit vector corresponding to the component perpendicular to the \hat{z}_b (\hat{z}_ℓ) axis. For the $\bar{\Lambda}_b^0$ decay, the angular variables are transformed such that $\theta_\ell \rightarrow \pi - \theta_\ell$, $\phi_\ell \rightarrow \pi - \phi_\ell$ and $\phi_b \rightarrow -\phi_b$. This ensures that, in the absence of CP violating effects, the K_i observables are the same for Λ_b^0 and $\bar{\Lambda}_b^0$ decays.

B Angular distribution and weighting functions

The full form of the angular distribution of the decay $\Lambda_b^0 \rightarrow \Lambda \mu^+ \mu^-$ is given by

$$\begin{aligned} \frac{d^5\Gamma}{d\vec{\Omega}} = \frac{3}{32\pi^2} & \left((K_1 \sin^2 \theta_l + K_2 \cos^2 \theta_l + K_3 \cos \theta_l) + \right. \\ & (K_4 \sin^2 \theta_l + K_5 \cos^2 \theta_l + K_6 \cos \theta_l) \cos \theta_b + \\ & (K_7 \sin \theta_l \cos \theta_l + K_8 \sin \theta_l) \sin \theta_b \cos (\phi_b + \phi_l) + \\ & (K_9 \sin \theta_l \cos \theta_l + K_{10} \sin \theta_l) \sin \theta_b \sin (\phi_b + \phi_l) + \\ & (K_{11} \sin^2 \theta_l + K_{12} \cos^2 \theta_l + K_{13} \cos \theta_l) \cos \theta + \\ & (K_{14} \sin^2 \theta_l + K_{15} \cos^2 \theta_l + K_{16} \cos \theta_l) \cos \theta_b \cos \theta + \\ & (K_{17} \sin \theta_l \cos \theta_l + K_{18} \sin \theta_l) \sin \theta_b \cos (\phi_b + \phi_l) \cos \theta + \\ & (K_{19} \sin \theta_l \cos \theta_l + K_{20} \sin \theta_l) \sin \theta_b \sin (\phi_b + \phi_l) \cos \theta + \\ & (K_{21} \cos \theta_l \sin \theta_l + K_{22} \sin \theta_l) \sin \phi_l \sin \theta + \\ & (K_{23} \cos \theta_l \sin \theta_l + K_{24} \sin \theta_l) \cos \phi_l \sin \theta + \\ & (K_{25} \cos \theta_l \sin \theta_l + K_{26} \sin \theta_l) \sin \phi_l \cos \theta_b \sin \theta + \\ & (K_{27} \cos \theta_l \sin \theta_l + K_{28} \sin \theta_l) \cos \phi_l \cos \theta_b \sin \theta + \\ & (K_{29} \cos^2 \theta_l + K_{30} \sin^2 \theta_l) \sin \theta_b \sin \phi_b \sin \theta + \\ & (K_{31} \cos^2 \theta_l + K_{32} \sin^2 \theta_l) \sin \theta_b \cos \phi_b \sin \theta + \\ & (K_{33} \sin^2 \theta_l) \sin \theta_b \cos (2\phi_l + \phi_b) \sin \theta + \\ & \left. (K_{34} \sin^2 \theta_l) \sin \theta_b \sin (2\phi_l + \phi_b) \sin \theta \right) . \end{aligned} \quad (8)$$

The individual K_i parameters can be determined using a moment analysis of the angular distribution with the weighting functions

$$\begin{aligned} g_1(\vec{\Omega}) &= \frac{1}{4}(3 - 5 \cos^2 \theta_l) , & g_6(\vec{\Omega}) &= 3 \cos \theta_l \cos \theta_b , \\ g_2(\vec{\Omega}) &= \frac{1}{2}(5 \cos^2 \theta_l - 1) , & g_7(\vec{\Omega}) &= \frac{15}{2} \cos \theta_l \sin \theta_l \sin \theta_b \cos(\phi_l + \phi_b) , \\ g_3(\vec{\Omega}) &= \cos \theta_l , & g_8(\vec{\Omega}) &= \frac{3}{2} \sin \theta_l \sin \theta_b \cos(\phi_l + \phi_b) , \\ g_4(\vec{\Omega}) &= \frac{3}{4}(3 - 5 \cos^2 \theta_l) \cos \theta_b , & g_9(\vec{\Omega}) &= \frac{15}{2} \cos \theta_l \sin \theta_l \sin \theta_b \sin(\phi_l + \phi_b) , \\ g_5(\vec{\Omega}) &= \frac{3}{2}(5 \cos^2 \theta_l - 1) \cos \theta_b , & g_{10}(\vec{\Omega}) &= \frac{3}{2} \sin \theta_l \sin \theta_b \sin(\phi_l + \phi_b) , \end{aligned} \quad (9)$$

from Ref. [15] and the weighting functions

$$\begin{aligned}
g_{11}(\vec{\Omega}) &= \frac{3}{4}(3 - 5 \cos^2 \theta_l) \cos \theta , & g_{23}(\vec{\Omega}) &= \frac{15}{2} \cos \theta_l \sin \theta_l \sin \theta \cos \phi_l , \quad (10) \\
g_{12}(\vec{\Omega}) &= \frac{3}{2}(5 \cos^2 \theta_l - 1) \cos \theta , & g_{24}(\vec{\Omega}) &= \frac{3}{2} \sin \theta \sin \theta_l \cos \phi_l , \\
g_{13}(\vec{\Omega}) &= 3 \cos \theta_l \cos \theta , & g_{25}(\vec{\Omega}) &= \frac{45}{2} \cos \theta_l \sin \theta_l \cos \theta_b \sin \theta \sin \phi_l , \\
g_{14}(\vec{\Omega}) &= \frac{9}{4}(3 - 5 \cos^2 \theta_l) \cos \theta_b \cos \theta , & g_{26}(\vec{\Omega}) &= \frac{9}{2} \sin \theta \sin \theta_l \cos \theta_b \sin \phi_l , \\
g_{15}(\vec{\Omega}) &= \frac{9}{2}(5 \cos^2 \theta_l - 1) \cos \theta_b \cos \theta , & g_{27}(\vec{\Omega}) &= \frac{45}{2} \cos \theta_l \sin \theta_l \cos \theta_b \sin \theta \cos \phi_l , \\
g_{16}(\vec{\Omega}) &= 9 \cos \theta \cos \theta_l \cos \theta_b , & g_{28}(\vec{\Omega}) &= \frac{9}{2} \sin \theta \sin \theta_l \cos \theta_b \cos \phi_l , \\
g_{17}(\vec{\Omega}) &= \frac{45}{2} \cos \theta_l \sin \theta_l \sin \theta_b \cos \theta \cos(\phi_l + \phi_b) , & g_{29}(\vec{\Omega}) &= \frac{9}{4}(5 \cos^2 \theta_l - 1) \sin \theta_b \sin \theta \sin \phi_b , \\
g_{18}(\vec{\Omega}) &= \frac{9}{2} \sin \theta_l \sin \theta_b \cos \theta \cos(\phi_l + \phi_b) , & g_{30}(\vec{\Omega}) &= \frac{9}{8}(3 - 5 \cos^2 \theta_l) \sin \theta_b \sin \theta \sin \phi_b , \\
g_{19}(\vec{\Omega}) &= \frac{45}{2} \cos \theta_l \sin \theta_l \sin \theta_b \cos \theta \sin(\phi_l + \phi_b) , & g_{31}(\vec{\Omega}) &= \frac{9}{4}(5 \cos^2 \theta_l - 1) \sin \theta_b \sin \theta \cos \phi_b , \\
g_{20}(\vec{\Omega}) &= \frac{9}{2} \sin \theta_l \sin \theta_b \cos \theta \sin(\phi_l + \phi_b) , & g_{32}(\vec{\Omega}) &= \frac{9}{8}(3 - 5 \cos^2 \theta_l) \sin \theta_b \sin \theta \cos \phi_b , \\
g_{21}(\vec{\Omega}) &= \frac{15}{2} \cos \theta_l \sin \theta_l \sin \theta \sin \phi_l , & g_{33}(\vec{\Omega}) &= \frac{9}{4} \sin \theta_b \sin \theta \cos(2\phi_l + \phi_b) , \\
g_{22}(\vec{\Omega}) &= \frac{3}{2} \sin \theta \sin \theta_l \sin \phi_l , & g_{34}(\vec{\Omega}) &= \frac{9}{4} \sin \theta_b \sin \theta \sin(2\phi_l + \phi_b) ,
\end{aligned}$$

from Ref. [11].

C Results separated by data-taking period

Tables 3 and 4 show the values of the observables for each of the two data-taking periods. Table 3 shows the values of the observables combining the 2011 data, collected at $\sqrt{s} = 7$ TeV, and the 2012 data, collected at $\sqrt{s} = 8$ TeV. Table 4 shows the values of the observables in the Run 2 data, collected at $\sqrt{s} = 13$ TeV.

Table 3: Measured values for the angular observables from the Run 1 data combining the results of the moments obtained from the candidates reconstructed in the long- and downstream-track $p\pi^-$ categories. The first and second uncertainties are statistical and systematic, respectively.

Obs.	Value	Obs.	Value
K_1	$0.376 \pm 0.029 \pm 0.006$	K_{18}	$-0.081 \pm 0.081 \pm 0.015$
K_2	$0.248 \pm 0.057 \pm 0.012$	K_{19}	$-0.023 \pm 0.165 \pm 0.031$
K_3	$-0.241 \pm 0.041 \pm 0.008$	K_{20}	$-0.156 \pm 0.078 \pm 0.019$
K_4	$-0.212 \pm 0.070 \pm 0.013$	K_{21}	$-0.050 \pm 0.150 \pm 0.032$
K_5	$-0.123 \pm 0.117 \pm 0.020$	K_{22}	$0.032 \pm 0.064 \pm 0.014$
K_6	$0.247 \pm 0.079 \pm 0.017$	K_{23}	$0.038 \pm 0.104 \pm 0.018$
K_7	$-0.027 \pm 0.124 \pm 0.022$	K_{24}	$0.004 \pm 0.047 \pm 0.008$
K_8	$-0.081 \pm 0.054 \pm 0.010$	K_{25}	$-0.107 \pm 0.254 \pm 0.046$
K_9	$-0.123 \pm 0.115 \pm 0.018$	K_{26}	$0.130 \pm 0.106 \pm 0.024$
K_{10}	$0.021 \pm 0.051 \pm 0.009$	K_{27}	$-0.200 \pm 0.190 \pm 0.035$
K_{11}	$-0.030 \pm 0.062 \pm 0.014$	K_{28}	$0.058 \pm 0.084 \pm 0.015$
K_{12}	$-0.114 \pm 0.092 \pm 0.022$	K_{29}	$-0.172 \pm 0.142 \pm 0.027$
K_{13}	$0.059 \pm 0.064 \pm 0.016$	K_{30}	$-0.060 \pm 0.088 \pm 0.014$
K_{14}	$0.122 \pm 0.126 \pm 0.026$	K_{31}	$0.252 \pm 0.126 \pm 0.022$
K_{15}	$0.247 \pm 0.171 \pm 0.042$	K_{32}	$-0.074 \pm 0.075 \pm 0.011$
K_{16}	$-0.193 \pm 0.116 \pm 0.029$	K_{33}	$-0.010 \pm 0.081 \pm 0.014$
K_{17}	$-0.119 \pm 0.178 \pm 0.033$	K_{34}	$0.140 \pm 0.088 \pm 0.012$

Table 4: Measured values for the angular observables from the Run 2 data combining the results of the moments obtained from the candidates reconstructed in the long- and downstream-track $p\pi^-$ categories. The first and second uncertainties are statistical and systematic, respectively.

Obs.	Value	Obs.	Value
K_1	$0.318 \pm 0.028 \pm 0.007$	K_{18}	$-0.134 \pm 0.081 \pm 0.014$
K_2	$0.364 \pm 0.056 \pm 0.013$	K_{19}	$-0.273 \pm 0.178 \pm 0.040$
K_3	$-0.279 \pm 0.042 \pm 0.010$	K_{20}	$-0.078 \pm 0.082 \pm 0.017$
K_4	$-0.143 \pm 0.063 \pm 0.012$	K_{21}	$-0.033 \pm 0.142 \pm 0.023$
K_5	$-0.372 \pm 0.113 \pm 0.024$	K_{22}	$-0.058 \pm 0.062 \pm 0.008$
K_6	$0.407 \pm 0.076 \pm 0.017$	K_{23}	$-0.082 \pm 0.111 \pm 0.018$
K_7	$-0.004 \pm 0.114 \pm 0.018$	K_{24}	$0.005 \pm 0.046 \pm 0.008$
K_8	$-0.116 \pm 0.051 \pm 0.011$	K_{25}	$-0.339 \pm 0.243 \pm 0.042$
K_9	$0.126 \pm 0.124 \pm 0.017$	K_{26}	$0.150 \pm 0.101 \pm 0.017$
K_{10}	$-0.108 \pm 0.054 \pm 0.008$	K_{27}	$0.221 \pm 0.203 \pm 0.036$
K_{11}	$0.014 \pm 0.060 \pm 0.009$	K_{28}	$0.008 \pm 0.083 \pm 0.015$
K_{12}	$0.091 \pm 0.085 \pm 0.023$	K_{29}	$-0.085 \pm 0.135 \pm 0.025$
K_{13}	$-0.009 \pm 0.063 \pm 0.016$	K_{30}	$0.079 \pm 0.084 \pm 0.014$
K_{14}	$-0.096 \pm 0.105 \pm 0.019$	K_{31}	$0.113 \pm 0.140 \pm 0.021$
K_{15}	$0.073 \pm 0.159 \pm 0.046$	K_{32}	$0.053 \pm 0.080 \pm 0.012$
K_{16}	$0.280 \pm 0.120 \pm 0.034$	K_{33}	$0.052 \pm 0.088 \pm 0.011$
K_{17}	$0.112 \pm 0.166 \pm 0.033$	K_{34}	$-0.015 \pm 0.079 \pm 0.012$

D Correlation matrices

Figures 4 and 5 shows the statistical correlation between the angular observables determined using bootstrapped samples. The correlation coefficients are typically small but can be as large as 30–40% between pairs of observables. The observables K_1 and K_2 are fully anticorrelated due to the normalisation of the observables, which requires $2K_1 + K_2 = 1$.

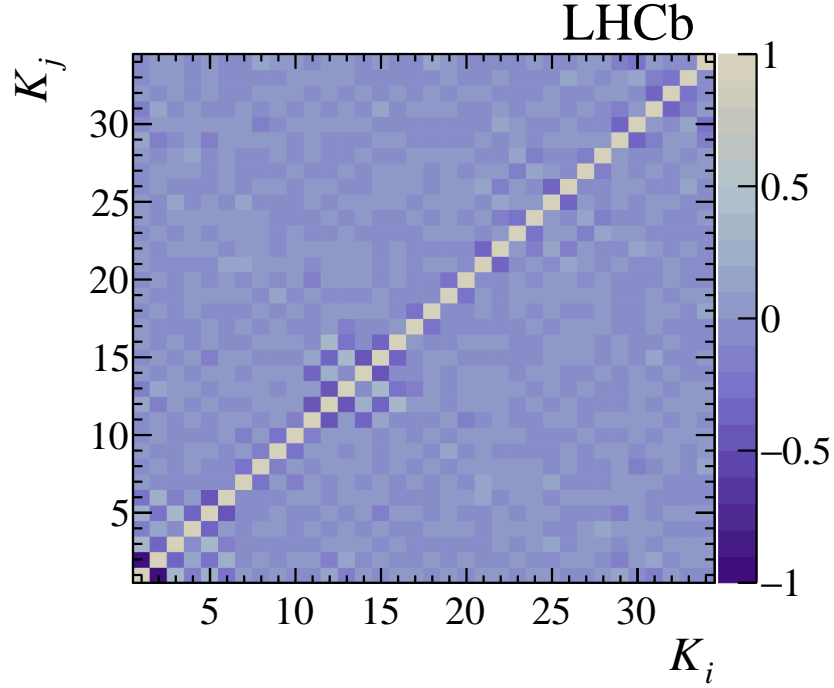


Figure 4: Correlation coefficients between observables for the combined Run 1 and Run 2 data. The correlations are estimated using bootstrapped samples.

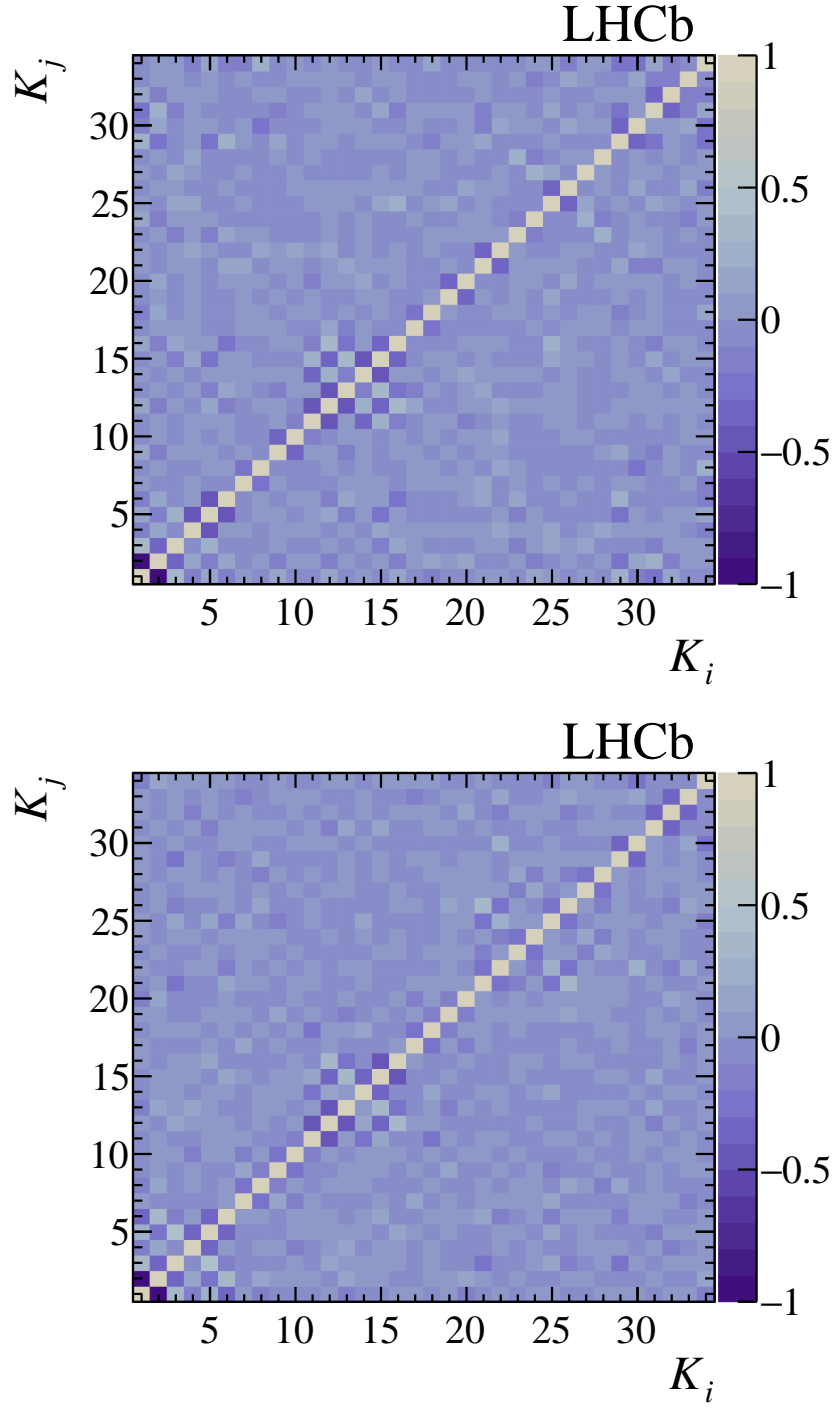


Figure 5: Correlation coefficients between the observables (top) in the Run 1 data and (bottom) in the Run 2 data. The correlations are estimated using bootstrapped samples.

References

- [1] W. Detmold and S. Meinel, $\Lambda_b^0 \rightarrow \Lambda \ell^+ \ell^-$ form factors, differential branching fraction, and angular observables from lattice QCD with relativistic b quarks, Phys. Rev. **D93** (2016) 074501, [arXiv:1602.01399](#).
- [2] P. Böer, T. Feldmann, and D. van Dyk, Angular analysis of the decay $\Lambda_b^0 \rightarrow \Lambda(\rightarrow N\pi)\ell^+\ell^-$, JHEP **01** (2015) 155, [arXiv:1410.2115](#).
- [3] W. Altmannshofer, C. Niehoff, P. Stangl, and D. M. Straub, Status of the $B \rightarrow K^*\mu^+\mu^-$ anomaly after Moriond 2017, Eur. Phys. J. **C77** (2017) 377, [arXiv:1703.09189](#).
- [4] M. Ciuchini *et al.*, On flavourful Easter eggs for new physics hunger and lepton flavour universality violation, Eur. Phys. J. **C77** (2017) 688, [arXiv:1704.05447](#).
- [5] V. G. Chobanova *et al.*, Large hadronic power corrections or new physics in the rare decay $B \rightarrow K^*\mu^+\mu^-$?, JHEP **07** (2017) 025, [arXiv:1702.02234](#).
- [6] L.-S. Geng *et al.*, Towards the discovery of new physics with lepton-universality ratios of $b \rightarrow s\ell\ell$ decays, Phys. Rev. **D96** (2017) 093006, [arXiv:1704.05446](#).
- [7] B. Capdevila *et al.*, Patterns of new physics in $b \rightarrow s\ell^+\ell^-$ transitions in the light of recent data, JHEP **01** (2018) 093, [arXiv:1704.05340](#).
- [8] CDF collaboration, T. Aaltonen *et al.*, Observation of the baryonic flavor-changing neutral current decay $\Lambda_b^0 \rightarrow \Lambda\mu^+\mu^-$, Phys. Rev. Lett. **107** (2011) 201802, [arXiv:1107.3753](#).
- [9] LHCb collaboration, R. Aaij *et al.*, Measurement of the differential branching fraction of the decay $\Lambda_b^0 \rightarrow \Lambda\mu^+\mu^-$, Phys. Lett. **B725** (2013) 25, [arXiv:1306.2577](#).
- [10] LHCb collaboration, R. Aaij *et al.*, Differential branching fraction and angular analysis of $\Lambda_b^0 \rightarrow \Lambda\mu^+\mu^-$ decays, JHEP **06** (2015) 115, [arXiv:1503.07138](#).
- [11] T. Blake and M. Kreps, Angular distribution of polarised Λ_b^0 baryons decaying to $\Lambda\ell^+\ell^-$, JHEP **11** (2017) 138, [arXiv:1710.00746](#).
- [12] LHCb collaboration, A. A. Alves Jr. *et al.*, The LHCb detector at the LHC, JINST **3** (2008) S08005.
- [13] T. Gutsche *et al.*, Rare baryon decays $\Lambda_b^0 \rightarrow \Lambda\ell^+\ell^-$ ($\ell = e, \mu, \tau$) and $\Lambda_b^0 \rightarrow \Lambda\gamma$: Differential and total rates, lepton- and hadron-side forward-backward asymmetries, Phys. Rev. **D87** (2013) 074031, [arXiv:1301.3737](#).
- [14] F. James, *Statistical methods in experimental physics*, Hackensack, USA: World Scientific, 2006.
- [15] F. Beaujean, M. Chrzaszcz, N. Serra, and D. van Dyk, Extracting angular observables without a likelihood and applications to rare decays, Phys. Rev. **D91** (2015) 114012, [arXiv:1503.04100](#).

- [16] M. Pivk and F. R. Le Diberder, *sPlot: A statistical tool to unfold data distributions*, Nucl. Instrum. Meth. **A555** (2005) 356, [arXiv:physics/0402083](#).
- [17] Y. Xie, *sFit: a method for background subtraction in maximum likelihood fit*, [arXiv:0905.0724](#).
- [18] LHCb collaboration, R. Aaij *et al.*, *LHCb detector performance*, Int. J. Mod. Phys. **A30** (2015) 1530022, [arXiv:1412.6352](#).
- [19] R. Aaij *et al.*, *Performance of the LHCb Vertex Locator*, JINST **9** (2014) P09007, [arXiv:1405.7808](#).
- [20] R. Arink *et al.*, *Performance of the LHCb Outer Tracker*, JINST **9** (2014) P01002, [arXiv:1311.3893](#).
- [21] M. Adinolfi *et al.*, *Performance of the LHCb RICH detector at the LHC*, Eur. Phys. J. **C73** (2013) 2431, [arXiv:1211.6759](#).
- [22] A. A. Alves Jr. *et al.*, *Performance of the LHCb muon system*, JINST **8** (2013) P02022, [arXiv:1211.1346](#).
- [23] R. Aaij *et al.*, *The LHCb trigger and its performance in 2011*, JINST **8** (2013) P04022, [arXiv:1211.3055](#).
- [24] V. V. Gligorov and M. Williams, *Efficient, reliable and fast high-level triggering using a bonsai boosted decision tree*, JINST **8** (2013) P02013, [arXiv:1210.6861](#).
- [25] T. Sjöstrand, S. Mrenna, and P. Skands, *A brief introduction to PYTHIA 8.1*, Comput. Phys. Commun. **178** (2008) 852, [arXiv:0710.3820](#).
- [26] T. Sjöstrand, S. Mrenna, and P. Skands, *PYTHIA 6.4 physics and manual*, JHEP **05** (2006) 026, [arXiv:hep-ph/0603175](#).
- [27] I. Belyaev *et al.*, *Handling of the generation of primary events in Gauss, the LHCb simulation framework*, J. Phys. Conf. Ser. **331** (2011) 032047.
- [28] D. J. Lange, *The EvtGen particle decay simulation package*, Nucl. Instrum. Meth. **A462** (2001) 152.
- [29] P. Golonka and Z. Was, *PHOTOS Monte Carlo: A precision tool for QED corrections in Z and W decays*, Eur. Phys. J. **C45** (2006) 97, [arXiv:hep-ph/0506026](#).
- [30] Geant4 collaboration, J. Allison *et al.*, *Geant4 developments and applications*, IEEE Trans. Nucl. Sci. **53** (2006) 270; Geant4 collaboration, S. Agostinelli *et al.*, *Geant4: A simulation toolkit*, Nucl. Instrum. Meth. **A506** (2003) 250.
- [31] M. Clemencic *et al.*, *The LHCb simulation application, Gauss: Design, evolution and experience*, J. Phys. Conf. Ser. **331** (2011) 032023.
- [32] Particle Data Group, M. Tanabashi *et al.*, *Review of particle physics*, Phys. Rev. **D98** (2018) 030001.

- [33] LHCb collaboration, R. Aaij *et al.*, *Measurements of the $\Lambda_b^0 \rightarrow J/\psi \Lambda$ decay amplitudes and the Λ_b^0 polarisation in pp collisions at $\sqrt{s} = 7$ TeV*, Phys. Lett. **B724** (2013) 27, [arXiv:1302.5578](#).
- [34] ATLAS collaboration, G. Aad *et al.*, *Measurement of the parity-violating asymmetry parameter α_b and the helicity amplitudes for the decay $\Lambda_b^0 \rightarrow J/\psi \Lambda^0$ with the ATLAS detector*, Phys. Rev. **D89** (2014) 092009, [arXiv:1404.1071](#).
- [35] CMS collaboration, A. M. Sirunyan *et al.*, *Measurement of the Λ_b^0 polarization and angular parameters in $\Lambda_b^0 \rightarrow J/\psi \Lambda$ decays from pp collisions at $\sqrt{s} = 7$ and 8 TeV*, Phys. Rev. **D97** (2018) 072010, [arXiv:1802.04867](#).
- [36] B. Efron, *Bootstrap methods: Another look at the jackknife*, Ann. Statist. **7** (1979) 1.
- [37] D. van Dyk *et al.*, *EOS – A HEP program for flavor observables*, 2016. <https://eos.github.io>, doi: 10.5281/zenodo.886055.

LHCb collaboration

R. Aaij²⁷, B. Adeva⁴¹, M. Adinolfi⁴⁸, C.A. Aidala⁷³, Z. Ajaltouni⁵, S. Akar⁵⁹, P. Albicocco¹⁸,
 J. Albrecht¹⁰, F. Alessio⁴², M. Alexander⁵³, A. Alfonso Alberio⁴⁰, S. Ali²⁷, G. Alkhazov³³,
 P. Alvarez Cartelle⁵⁵, A.A. Alves Jr⁴¹, S. Amato², S. Amerio²³, Y. Amhis⁷, L. An³,
 L. Anderlini¹⁷, G. Andreassi⁴³, M. Andreotti^{16,g}, J.E. Andrews⁶⁰, R.B. Appleby⁵⁶, F. Archilli²⁷,
 P. d'Argent¹², J. Arnau Romeu⁶, A. Artamonov³⁹, M. Artuso⁶¹, K. Arzymatov³⁷, E. Aslanides⁶,
 M. Atzeni⁴⁴, B. Audurier²², S. Bachmann¹², J.J. Back⁵⁰, S. Baker⁵⁵, V. Balagura^{7,b},
 W. Baldini¹⁶, A. Baranov³⁷, R.J. Barlow⁵⁶, S. Barsuk⁷, W. Barter⁵⁶, F. Baryshnikov⁷⁰,
 V. Batozskaya³¹, B. Batsukh⁶¹, V. Battista⁴³, A. Bay⁴³, J. Beddow⁵³, F. Bedeschi²⁴, I. Bediaga¹,
 A. Beiter⁶¹, L.J. Bel²⁷, S. Belin²², N. Beliy⁶³, V. Bellee⁴³, N. Belloli^{20,i}, K. Belous³⁹,
 I. Belyaev^{34,42}, E. Ben-Haim⁸, G. Bencivenni¹⁸, S. Benson²⁷, S. Beranek⁹, A. Berezhnoy³⁵,
 R. Bernet⁴⁴, D. Berninghoff¹², E. Bertholet⁸, A. Bertolin²³, C. Betancourt⁴⁴, F. Betti^{15,42},
 M.O. Bettler⁴⁹, M. van Beuzekom²⁷, I. Bezshyiko⁴⁴, S. Bhasin⁴⁸, J. Bhom²⁹, S. Bifani⁴⁷,
 P. Billoir⁸, A. Birnkraut¹⁰, A. Bizzeti^{17,u}, M. Bjørn⁵⁷, M.P. Blago⁴², T. Blake⁵⁰, F. Blanc⁴³,
 S. Blusk⁶¹, D. Bobulska⁵³, V. Bocci²⁶, O. Boente Garcia⁴¹, T. Boettcher⁵⁸, A. Bondar^{38,w},
 N. Bondar³³, S. Borghi^{56,42}, M. Borisyak³⁷, M. Borsato⁴¹, F. Bossu⁷, M. Boubdir⁹,
 T.J.V. Bowcock⁵⁴, C. Bozzi^{16,42}, S. Braun¹², M. Brodski⁴², J. Brodzicka²⁹, A. Brossa Gonzalo⁵⁰,
 D. Brundu²², E. Buchanan⁴⁸, A. Buonauro⁴⁴, C. Burr⁵⁶, A. Bursche²², J. Buytaert⁴²,
 W. Byczynski⁴², S. Cadeddu²², H. Cai⁶⁴, R. Calabrese^{16,g}, R. Calladine⁴⁷, M. Calvi^{20,i},
 M. Calvo Gomez^{40,m}, A. Camboni^{40,m}, P. Campana¹⁸, D.H. Campora Perez⁴², L. Capriotti⁵⁶,
 A. Carbone^{15,e}, G. Carboni²⁵, R. Cardinale^{19,h}, A. Cardini²², P. Carniti^{20,i}, L. Carson⁵²,
 K. Carvalho Akiba², G. Casse⁵⁴, L. Cassina²⁰, M. Cattaneo⁴², G. Cavallero^{19,h}, R. Cenci^{24,p},
 D. Chamont⁷, M.G. Chapman⁴⁸, M. Charles⁸, Ph. Charpentier⁴², G. Chatzikonstantinidis⁴⁷,
 M. Chefdeville⁴, V. Chekalina³⁷, C. Chen³, S. Chen²², S.-G. Chitic⁴², V. Chobanova⁴¹,
 M. Chruszcz⁴², A. Chubykin³³, P. Ciambrone¹⁸, X. Cid Vidal⁴¹, G. Ciezarek⁴², P.E.L. Clarke⁵²,
 M. Clemencic⁴², H.V. Cliff⁴⁹, J. Closier⁴², V. Coco⁴², J.A.B. Coelho⁷, J. Cogan⁶, E. Cogneras⁵,
 L. Cojocariu³², P. Collins⁴², T. Colombo⁴², A. Comerma-Montells¹², A. Contu²², G. Coombs⁴²,
 S. Coquereau⁴⁰, G. Corti⁴², M. Corvo^{16,g}, C.M. Costa Sobral⁵⁰, B. Couturier⁴², G.A. Cowan⁵²,
 D.C. Craik⁵⁸, A. Crocombe⁵⁰, M. Cruz Torres¹, R. Currie⁵², C. D'Ambrosio⁴²,
 F. Da Cunha Marinho², C.L. Da Silva⁷⁴, E. Dall'Occo²⁷, J. Dalseno⁴⁸, A. Danilina³⁴, A. Davis³,
 O. De Aguiar Francisco⁴², K. De Bruyn⁴², S. De Capua⁵⁶, M. De Cian⁴³, J.M. De Miranda¹,
 L. De Paula², M. De Serio^{14,d}, P. De Simone¹⁸, C.T. Dean⁵³, D. Decamp⁴, L. Del Buono⁸,
 B. Delaney⁴⁹, H.-P. Dembinski¹¹, M. Demmer¹⁰, A. Dendek³⁰, D. Derkach³⁷, O. Deschamps⁵,
 F. Desse⁷, F. Dettori⁵⁴, B. Dey⁶⁵, A. Di Canto⁴², P. Di Nezza¹⁸, S. Didenko⁷⁰, H. Dijkstra⁴²,
 F. Dordei⁴², M. Dorigo^{42,y}, A. Dosil Suárez⁴¹, L. Douglas⁵³, A. Dovbnya⁴⁵, K. Dreimanis⁵⁴,
 L. Dufour²⁷, G. Dujany⁸, P. Durante⁴², J.M. Durham⁷⁴, D. Dutta⁵⁶, R. Dzhelyadin³⁹,
 M. Dziwiecki¹², A. Dziurda²⁹, A. Dzyuba³³, S. Easo⁵¹, U. Egede⁵⁵, V. Egorychev³⁴,
 S. Eidelman^{38,w}, S. Eisenhardt⁵², U. Eitschberger¹⁰, R. Ekelhof¹⁰, L. Eklund⁵³, S. Ely⁶¹,
 A. Ene³², S. Escher⁹, S. Esen²⁷, T. Evans⁵⁹, C. Everett⁵⁰, A. Falabella¹⁵, N. Farley⁴⁷,
 S. Farry⁵⁴, D. Fazzini^{20,42,i}, L. Federici²⁵, P. Fernandez Declara⁴², A. Fernandez Prieto⁴¹,
 F. Ferrari¹⁵, L. Ferreira Lopes⁴³, F. Ferreira Rodrigues², M. Ferro-Luzzi⁴², S. Filippov³⁶,
 R.A. Fini¹⁴, M. Fiorini^{16,g}, M. Firlej³⁰, C. Fitzpatrick⁴³, T. Fiutowski³⁰, F. Fleuret^{7,b},
 M. Fontana^{22,42}, F. Fontanelli^{19,h}, R. Forty⁴², V. Franco Lima⁵⁴, M. Frank⁴², C. Frei⁴²,
 J. Fu^{21,q}, W. Funk⁴², C. Färber⁴², M. Féo Pereira Rivello Carvalho²⁷, E. Gabriel⁵²,
 A. Gallas Torreira⁴¹, D. Galli^{15,e}, S. Gallorini²³, S. Gambetta⁵², Y. Gan³, M. Gandelman²,
 P. Gandini²¹, Y. Gao³, L.M. Garcia Martin⁷², B. Garcia Plana⁴¹, J. García Pardiñas⁴⁴,
 J. Garra Tico⁴⁹, L. Garrido⁴⁰, D. Gascon⁴⁰, C. Gaspar⁴², L. Gavardi¹⁰, G. Gazzoni⁵,
 D. Gerick¹², E. Gersabeck⁵⁶, M. Gersabeck⁵⁶, T. Gershon⁵⁰, D. Gerstel⁶, Ph. Ghez⁴, S. Giani⁴³,
 V. Gibson⁴⁹, O.G. Girard⁴³, L. Giubega³², K. Gizdov⁵², V.V. Gligorov⁸, D. Golubkov³⁴,

A. Golutvin^{55,70}, A. Gomes^{1,a}, I.V. Gorelov³⁵, C. Gotti^{20,i}, E. Govorkova²⁷, J.P. Grabowski¹²,
 R. Graciani Diaz⁴⁰, L.A. Granado Cardoso⁴², E. Graugés⁴⁰, E. Graverini⁴⁴, G. Graziani¹⁷,
 A. Grecu³², R. Greim²⁷, P. Griffith²², L. Grillo⁵⁶, L. Gruber⁴², B.R. Gruber Cazon⁵⁷,
 O. Grünberg⁶⁷, C. Gu³, E. Gushchin³⁶, Yu. Guz^{39,42}, T. Gys⁴², C. Göbel⁶², T. Hadavizadeh⁵⁷,
 C. Hadjivasiliou⁵, G. Haefeli⁴³, C. Haen⁴², S.C. Haines⁴⁹, B. Hamilton⁶⁰, X. Han¹²,
 T.H. Hancock⁵⁷, S. Hansmann-Menzemer¹², N. Harnew⁵⁷, S.T. Harnew⁴⁸, T. Harrison⁵⁴,
 C. Hasse⁴², M. Hatch⁴², J. He⁶³, M. Hecker⁵⁵, K. Heinicke¹⁰, A. Heister¹⁰, K. Hennessy⁵⁴,
 L. Henry⁷², E. van Herwijnen⁴², M. Heß⁶⁷, A. Hicheur², R. Hidalgo Charman⁵⁶, D. Hill⁵⁷,
 M. Hilton⁵⁶, P.H. Hopchev⁴³, W. Hu⁶⁵, W. Huang⁶³, Z.C. Huard⁵⁹, W. Hulsbergen²⁷,
 T. Humair⁵⁵, M. Hushchyn³⁷, D. Hutchcroft⁵⁴, D. Hynds²⁷, P. Ibis¹⁰, M. Idzik³⁰, P. Ilten⁴⁷,
 K. Ivshin³³, R. Jacobsson⁴², J. Jalocha⁵⁷, E. Jans²⁷, A. Jawahery⁶⁰, F. Jiang³, M. John⁵⁷,
 D. Johnson⁴², C.R. Jones⁴⁹, C. Joram⁴², B. Jost⁴², N. Jurik⁵⁷, S. Kandybei⁴⁵, M. Karacson⁴²,
 J.M. Kariuki⁴⁸, S. Karodia⁵³, N. Kazeev³⁷, M. Kecke¹², F. Keizer⁴⁹, M. Kelsey⁶¹, M. Kenzie⁴⁹,
 T. Ketel²⁸, E. Khairullin³⁷, B. Khanji¹², C. Khurewathanakul⁴³, K.E. Kim⁶¹, T. Kirn⁹,
 S. Klaver¹⁸, K. Klimaszewski³¹, T. Klimkovich¹¹, S. Kolliiev⁴⁶, M. Kolpin¹², R. Kopečna¹²,
 P. Koppenburg²⁷, I. Kostiuk²⁷, S. Kotriakhova³³, M. Kozeiha⁵, L. Kravchuk³⁶, M. Kreps⁵⁰,
 F. Kress⁵⁵, P. Krokovny^{38,w}, W. Krupa³⁰, W. Krzemien³¹, W. Kucewicz^{29,l}, M. Kucharczyk²⁹,
 V. Kudryavtsev^{38,w}, A.K. Kuonen⁴³, T. Kvaratskheliya^{34,42}, D. Lacarrere⁴², G. Lafferty⁵⁶,
 A. Lai²², D. Lancierini⁴⁴, G. Lanfranchi¹⁸, C. Langenbruch⁹, T. Latham⁵⁰, C. Lazzeroni⁴⁷,
 R. Le Gac⁶, A. Leflat³⁵, J. Lefrançois⁷, R. Lefèvre⁵, F. Lemaitre⁴², O. Leroy⁶, T. Lesiak²⁹,
 B. Leverington¹², P.-R. Li⁶³, T. Li³, Z. Li⁶¹, X. Liang⁶¹, T. Likhomanenko⁶⁹, R. Lindner⁴²,
 F. Lionetto⁴⁴, V. Lisovskyi⁷, X. Liu³, D. Loh⁵⁰, A. Loi²², I. Longstaff⁵³, J.H. Lopes²,
 G.H. Lovell⁴⁹, D. Lucchesi^{23,o}, M. Lucio Martinez⁴¹, A. Lupato²³, E. Luppi^{16,g}, O. Lupton⁴²,
 A. Lusiani²⁴, X. Lyu⁶³, F. Machefert⁷, F. Maciuc³², V. Macko⁴³, P. Mackowiak¹⁰,
 S. Maddrell-Mander⁴⁸, O. Maev^{33,42}, K. Maguire⁵⁶, D. Maisuzenko³³, M.W. Majewski³⁰,
 S. Malde⁵⁷, B. Malecki²⁹, A. Malinin⁶⁹, T. Maltsev^{38,w}, G. Manca^{22,f}, G. Mancinelli⁶,
 D. Marangotto^{21,q}, J. Maratas^{5,v}, J.F. Marchand⁴, U. Marconi¹⁵, C. Marin Benito⁷,
 M. Marinangeli⁴³, P. Marino⁴³, J. Marks¹², P.J. Marshall⁵⁴, G. Martellotti²⁶, M. Martin⁶,
 M. Martinelli⁴², D. Martinez Santos⁴¹, F. Martinez Vidal⁷², A. Massafferri¹, M. Materok⁹,
 R. Matev⁴², A. Mathad⁵⁰, Z. Mathe⁴², C. Matteuzzi²⁰, A. Mauri⁴⁴, E. Maurice^{7,b}, B. Maurin⁴³,
 A. Mazurov⁴⁷, M. McCann^{55,42}, A. McNab⁵⁶, R. McNulty¹³, J.V. Mead⁵⁴, B. Meadows⁵⁹,
 C. Meaux⁶, F. Meier¹⁰, N. Meinert⁶⁷, D. Melnychuk³¹, M. Merk²⁷, A. Merli^{21,q}, E. Michielin²³,
 D.A. Milanese⁶⁶, E. Millard⁵⁰, M.-N. Minard⁴, L. Minzoni^{16,g}, D.S. Mitzel¹², A. Mogini⁸,
 J. Molina Rodriguez^{1,z}, T. Mombächer¹⁰, I.A. Monroy⁶⁶, S. Monteil⁵, M. Morandin²³,
 G. Morello¹⁸, M.J. Morello^{24,t}, O. Morgunova⁶⁹, J. Moron³⁰, A.B. Morris⁶, R. Mountain⁶¹,
 F. Muheim⁵², M. Mulder²⁷, C.H. Murphy⁵⁷, D. Murray⁵⁶, A. Mödden¹⁰, D. Müller⁴²,
 J. Müller¹⁰, K. Müller⁴⁴, V. Müller¹⁰, P. Naik⁴⁸, T. Nakada⁴³, R. Nandakumar⁵¹, A. Nandi⁵⁷,
 T. Nanut⁴³, I. Nasteva², M. Needham⁵², N. Neri²¹, S. Neubert¹², N. Neufeld⁴², M. Neuner¹²,
 T.D. Nguyen⁴³, C. Nguyen-Mau^{43,n}, S. Nieswand⁹, R. Niet¹⁰, N. Nikitin³⁵, A. Nogay⁶⁹,
 N.S. Nolte⁴², D.P. O'Hanlon¹⁵, A. Oblakowska-Mucha³⁰, V. Obraztsov³⁹, S. Ogilvy¹⁸,
 R. Oldeman^{22,f}, C.J.G. Onderwater⁶⁸, A. Ossowska²⁹, J.M. Otalora Goicochea², P. Owen⁴⁴,
 A. Oyanguren⁷², P.R. Pais⁴³, T. Pajero^{24,t}, A. Palano¹⁴, M. Palutan^{18,42}, G. Panshin⁷¹,
 A. Papanestis⁵¹, M. Pappagallo⁵², L.L. Pappalardo^{16,g}, W. Parker⁶⁰, C. Parkes⁵⁶,
 G. Passaleva^{17,42}, A. Pastore¹⁴, M. Patel⁵⁵, C. Patrignani^{15,e}, A. Pearce⁴², A. Pellegrino²⁷,
 G. Penso²⁶, M. Pepe Altarelli⁴², S. Perazzini⁴², D. Pereima³⁴, P. Perret⁵, L. Pescatore⁴³,
 K. Petridis⁴⁸, A. Petrolini^{19,h}, A. Petrov⁶⁹, S. Petrucci⁵², M. Petruzzo^{21,q}, B. Pietrzyk⁴,
 G. Pietrzyk⁴³, M. Pikies²⁹, M. Pili⁵⁷, D. Pinci²⁶, J. Pinzino⁴², F. Pisani⁴², A. Piucci¹²,
 V. Placinta³², S. Playfer⁵², J. Plews⁴⁷, M. Plo Casasus⁴¹, F. Polci⁸, M. Poli Lener¹⁸,
 A. Poluektov⁵⁰, N. Polukhina^{70,c}, I. Polyakov⁶¹, E. Polycarpo², G.J. Pomery⁴⁸, S. Ponce⁴²,
 A. Popov³⁹, D. Popov^{47,11}, S. Poslavskii³⁹, C. Potterat², E. Price⁴⁸, J. Prisciandaro⁴¹,

C. Prouve⁴⁸, V. Pugatch⁴⁶, A. Puig Navarro⁴⁴, H. Pullen⁵⁷, G. Punzi^{24,p}, W. Qian⁶³, J. Qin⁶³, R. Quagliani⁸, B. Quintana⁵, B. Rachwal³⁰, J.H. Rademacker⁴⁸, M. Rama²⁴, M. Ramos Pernas⁴¹, M.S. Rangel², F. Ratnikov^{37,x}, G. Raven²⁸, M. Ravonel Salzgeber⁴², M. Reboud⁴, F. Redi⁴³, S. Reichert¹⁰, A.C. dos Reis¹, F. Reiss⁸, C. Remon Alepuz⁷², Z. Ren³, V. Renaudin⁷, S. Ricciardi⁵¹, S. Richards⁴⁸, K. Rinnert⁵⁴, P. Robbe⁷, A. Robert⁸, A.B. Rodrigues⁴³, E. Rodrigues⁵⁹, J.A. Rodriguez Lopez⁶⁶, M. Roehrken⁴², A. Rogozhnikov³⁷, S. Roiser⁴², A. Rollings⁵⁷, V. Romanovskiy³⁹, A. Romero Vidal⁴¹, M. Rotondo¹⁸, M.S. Rudolph⁶¹, T. Ruf⁴², J. Ruiz Vidal⁷², J.J. Saborido Silva⁴¹, N. Sagidova³³, B. Saitta^{22,f}, V. Salustino Guimaraes⁶², C. Sanchez Gras²⁷, C. Sanchez Mayordomo⁷², B. Sanmartin Sedes⁴¹, R. Santacesaria²⁶, C. Santamarina Rios⁴¹, M. Santimaria¹⁸, E. Santovetti^{25,j}, G. Sarpis⁵⁶, A. Sarti^{18,k}, C. Satriano^{26,s}, A. Satta²⁵, M. Saur⁶³, D. Savrina^{34,35}, S. Schael⁹, M. Schellenberg¹⁰, M. Schiller⁵³, H. Schindler⁴², M. Schmelling¹¹, T. Schmelzer¹⁰, B. Schmidt⁴², O. Schneider⁴³, A. Schopper⁴², H.F. Schreiner⁵⁹, M. Schubiger⁴³, M.H. Schune⁷, R. Schwemmer⁴², B. Sciascia¹⁸, A. Sciubba^{26,k}, A. Semennikov³⁴, E.S. Sepulveda⁸, A. Sergi^{47,42}, N. Serra⁴⁴, J. Serrano⁶, L. Sestini²³, A. Seuthe¹⁰, P. Seyfert⁴², M. Shapkin³⁹, Y. Shcheglov^{33,†}, T. Shears⁵⁴, L. Shekhtman^{38,w}, V. Shevchenko⁶⁹, E. Shmanin⁷⁰, B.G. Siddi¹⁶, R. Silva Coutinho⁴⁴, L. Silva de Oliveira², G. Simi^{23,o}, S. Simone^{14,d}, N. Skidmore¹², T. Skwarnicki⁶¹, J.G. Smeaton⁴⁹, E. Smith⁹, I.T. Smith⁵², M. Smith⁵⁵, M. Soares¹⁵, I. Soares Lavra¹, M.D. Sokoloff⁵⁹, F.J.P. Soler⁵³, B. Souza De Paula², B. Spaan¹⁰, P. Spradlin⁵³, F. Stagni⁴², M. Stahl¹², S. Stahl⁴², P. Stefko⁴³, S. Stefkova⁵⁵, O. Steinkamp⁴⁴, S. Stemmle¹², O. Stenyakin³⁹, M. Stepanova³³, H. Stevens¹⁰, A. Stocchi⁷, S. Stone⁶¹, B. Storaci⁴⁴, S. Stracka^{24,p}, M.E. Stramaglia⁴³, M. Straticiu³², U. Straumann⁴⁴, S. Strov⁷¹, J. Sun³, L. Sun⁶⁴, K. Swientek³⁰, V. Syropoulos²⁸, T. Szumlak³⁰, M. Szymanski⁶³, S. T'Jampens⁴, Z. Tang³, A. Tayduganov⁶, T. Tekampe¹⁰, G. Tellarini¹⁶, F. Teubert⁴², E. Thomas⁴², J. van Tilburg²⁷, M.J. Tilley⁵⁵, V. Tisserand⁵, M. Tobin³⁰, S. Tolk⁴², L. Tomassetti^{16,g}, D. Tonelli²⁴, D.Y. Tou⁸, R. Tourinho Jadallah Aoude¹, E. Tournefier⁴, M. Traill⁵³, M.T. Tran⁴³, A. Trisovic⁴⁹, A. Tsaregorodtsev⁶, G. Tuci²⁴, A. Tully⁴⁹, N. Tuning^{27,42}, A. Ukleja³¹, A. Usachov⁷, A. Ustyuzhanin³⁷, U. Uwer¹², A. Vagner⁷¹, V. Vagnoni¹⁵, A. Valassi⁴², S. Valat⁴², G. Valenti¹⁵, R. Vazquez Gomez⁴², P. Vazquez Regueiro⁴¹, S. Vecchi¹⁶, M. van Veghel²⁷, J.J. Velthuis⁴⁸, M. Veltri^{17,r}, G. Veneziano⁵⁷, A. Venkateswaran⁶¹, T.A. Verlage⁹, M. Vernet⁵, M. Veronesi²⁷, N.V. Veronika¹³, M. Vesterinen⁵⁷, J.V. Viana Barbosa⁴², D. Vieira⁶³, M. Vieites Diaz⁴¹, H. Viemann⁶⁷, X. Vilasis-Cardona^{40,m}, A. Vitkovskiy²⁷, M. Vitti⁴⁹, V. Volkov³⁵, A. Vollhardt⁴⁴, B. Voneki⁴², A. Vorobyev³³, V. Vorobyev^{38,w}, J.A. de Vries²⁷, C. Vázquez Sierra²⁷, R. Waldi⁶⁷, J. Walsh²⁴, J. Wang⁶¹, M. Wang³, Y. Wang⁶⁵, Z. Wang⁴⁴, D.R. Ward⁴⁹, H.M. Wark⁵⁴, N.K. Watson⁴⁷, D. Websdale⁵⁵, A. Weiden⁴⁴, C. Weisser⁵⁸, M. Whitehead⁹, J. Wicht⁵⁰, G. Wilkinson⁵⁷, M. Wilkinson⁶¹, I. Williams⁴⁹, M.R.J. Williams⁵⁶, M. Williams⁵⁸, T. Williams⁴⁷, F.F. Wilson^{51,42}, J. Wimberley⁶⁰, M. Winn⁷, J. Wishahi¹⁰, W. Wislicki³¹, M. Witek²⁹, G. Wormser⁷, S.A. Wotton⁴⁹, K. Wyllie⁴², D. Xiao⁶⁵, Y. Xie⁶⁵, A. Xu³, M. Xu⁶⁵, Q. Xu⁶³, Z. Xu³, Z. Xu⁴, Z. Yang³, Z. Yang⁶⁰, Y. Yao⁶¹, L.E. Yeomans⁵⁴, H. Yin⁶⁵, J. Yu^{65,ab}, X. Yuan⁶¹, O. Yushchenko³⁹, K.A. Zarebski⁴⁷, M. Zavertyaev^{11,c}, D. Zhang⁶⁵, L. Zhang³, W.C. Zhang^{3,aa}, Y. Zhang⁷, A. Zhelezov¹², Y. Zheng⁶³, X. Zhu³, V. Zhukov^{9,35}, J.B. Zonneveld⁵², S. Zucchelli¹⁵.

¹ Centro Brasileiro de Pesquisas Físicas (CBPF), Rio de Janeiro, Brazil

² Universidade Federal do Rio de Janeiro (UFRJ), Rio de Janeiro, Brazil

³ Center for High Energy Physics, Tsinghua University, Beijing, China

⁴ Univ. Grenoble Alpes, Univ. Savoie Mont Blanc, CNRS, IN2P3-LAPP, Annecy, France

⁵ Clermont Université, Université Blaise Pascal, CNRS/IN2P3, LPC, Clermont-Ferrand, France

⁶ Aix Marseille Univ, CNRS/IN2P3, CPPM, Marseille, France

⁷ LAL, Univ. Paris-Sud, CNRS/IN2P3, Université Paris-Saclay, Orsay, France

⁸ LPNHE, Sorbonne Université, Paris Diderot Sorbonne Paris Cité, CNRS/IN2P3, Paris, France

- ⁹*I. Physikalisches Institut, RWTH Aachen University, Aachen, Germany*
- ¹⁰*Fakultät Physik, Technische Universität Dortmund, Dortmund, Germany*
- ¹¹*Max-Planck-Institut für Kernphysik (MPIK), Heidelberg, Germany*
- ¹²*Physikalisches Institut, Ruprecht-Karls-Universität Heidelberg, Heidelberg, Germany*
- ¹³*School of Physics, University College Dublin, Dublin, Ireland*
- ¹⁴*INFN Sezione di Bari, Bari, Italy*
- ¹⁵*INFN Sezione di Bologna, Bologna, Italy*
- ¹⁶*INFN Sezione di Ferrara, Ferrara, Italy*
- ¹⁷*INFN Sezione di Firenze, Firenze, Italy*
- ¹⁸*INFN Laboratori Nazionali di Frascati, Frascati, Italy*
- ¹⁹*INFN Sezione di Genova, Genova, Italy*
- ²⁰*INFN Sezione di Milano-Bicocca, Milano, Italy*
- ²¹*INFN Sezione di Milano, Milano, Italy*
- ²²*INFN Sezione di Cagliari, Monserrato, Italy*
- ²³*INFN Sezione di Padova, Padova, Italy*
- ²⁴*INFN Sezione di Pisa, Pisa, Italy*
- ²⁵*INFN Sezione di Roma Tor Vergata, Roma, Italy*
- ²⁶*INFN Sezione di Roma La Sapienza, Roma, Italy*
- ²⁷*Nikhef National Institute for Subatomic Physics, Amsterdam, Netherlands*
- ²⁸*Nikhef National Institute for Subatomic Physics and VU University Amsterdam, Amsterdam, Netherlands*
- ²⁹*Henryk Niewodniczanski Institute of Nuclear Physics Polish Academy of Sciences, Kraków, Poland*
- ³⁰*AGH - University of Science and Technology, Faculty of Physics and Applied Computer Science, Kraków, Poland*
- ³¹*National Center for Nuclear Research (NCBJ), Warsaw, Poland*
- ³²*Horia Hulubei National Institute of Physics and Nuclear Engineering, Bucharest-Magurele, Romania*
- ³³*Petersburg Nuclear Physics Institute (PNPI), Gatchina, Russia*
- ³⁴*Institute of Theoretical and Experimental Physics (ITEP), Moscow, Russia*
- ³⁵*Institute of Nuclear Physics, Moscow State University (SINP MSU), Moscow, Russia*
- ³⁶*Institute for Nuclear Research of the Russian Academy of Sciences (INR RAS), Moscow, Russia*
- ³⁷*Yandex School of Data Analysis, Moscow, Russia*
- ³⁸*Budker Institute of Nuclear Physics (SB RAS), Novosibirsk, Russia*
- ³⁹*Institute for High Energy Physics (IHEP), Protvino, Russia*
- ⁴⁰*ICCUB, Universitat de Barcelona, Barcelona, Spain*
- ⁴¹*Instituto Galego de Física de Altas Enerxías (IGFAE), Universidade de Santiago de Compostela, Santiago de Compostela, Spain*
- ⁴²*European Organization for Nuclear Research (CERN), Geneva, Switzerland*
- ⁴³*Institute of Physics, Ecole Polytechnique Fédérale de Lausanne (EPFL), Lausanne, Switzerland*
- ⁴⁴*Physik-Institut, Universität Zürich, Zürich, Switzerland*
- ⁴⁵*NSC Kharkiv Institute of Physics and Technology (NSC KIPT), Kharkiv, Ukraine*
- ⁴⁶*Institute for Nuclear Research of the National Academy of Sciences (KINR), Kyiv, Ukraine*
- ⁴⁷*University of Birmingham, Birmingham, United Kingdom*
- ⁴⁸*H.H. Wills Physics Laboratory, University of Bristol, Bristol, United Kingdom*
- ⁴⁹*Cavendish Laboratory, University of Cambridge, Cambridge, United Kingdom*
- ⁵⁰*Department of Physics, University of Warwick, Coventry, United Kingdom*
- ⁵¹*STFC Rutherford Appleton Laboratory, Didcot, United Kingdom*
- ⁵²*School of Physics and Astronomy, University of Edinburgh, Edinburgh, United Kingdom*
- ⁵³*School of Physics and Astronomy, University of Glasgow, Glasgow, United Kingdom*
- ⁵⁴*Oliver Lodge Laboratory, University of Liverpool, Liverpool, United Kingdom*
- ⁵⁵*Imperial College London, London, United Kingdom*
- ⁵⁶*School of Physics and Astronomy, University of Manchester, Manchester, United Kingdom*
- ⁵⁷*Department of Physics, University of Oxford, Oxford, United Kingdom*
- ⁵⁸*Massachusetts Institute of Technology, Cambridge, MA, United States*
- ⁵⁹*University of Cincinnati, Cincinnati, OH, United States*
- ⁶⁰*University of Maryland, College Park, MD, United States*
- ⁶¹*Syracuse University, Syracuse, NY, United States*

- ⁶² Pontifícia Universidade Católica do Rio de Janeiro (PUC-Rio), Rio de Janeiro, Brazil, associated to ²
⁶³ University of Chinese Academy of Sciences, Beijing, China, associated to ³
⁶⁴ School of Physics and Technology, Wuhan University, Wuhan, China, associated to ³
⁶⁵ Institute of Particle Physics, Central China Normal University, Wuhan, Hubei, China, associated to ³
⁶⁶ Departamento de Física, Universidad Nacional de Colombia, Bogota, Colombia, associated to ⁸
⁶⁷ Institut für Physik, Universität Rostock, Rostock, Germany, associated to ¹²
⁶⁸ Van Swinderen Institute, University of Groningen, Groningen, Netherlands, associated to ²⁷
⁶⁹ National Research Centre Kurchatov Institute, Moscow, Russia, associated to ³⁴
⁷⁰ National University of Science and Technology "MISIS", Moscow, Russia, associated to ³⁴
⁷¹ National Research Tomsk Polytechnic University, Tomsk, Russia, associated to ³⁴
⁷² Instituto de Física Corpuscular, Centro Mixto Universidad de Valencia - CSIC, Valencia, Spain, associated to ⁴⁰
⁷³ University of Michigan, Ann Arbor, United States, associated to ⁶¹
⁷⁴ Los Alamos National Laboratory (LANL), Los Alamos, United States, associated to ⁶¹

^a Universidade Federal do Triângulo Mineiro (UFTM), Uberaba-MG, Brazil

^b Laboratoire Leprince-Ringuet, Palaiseau, France

^c P.N. Lebedev Physical Institute, Russian Academy of Science (LPI RAS), Moscow, Russia

^d Università di Bari, Bari, Italy

^e Università di Bologna, Bologna, Italy

^f Università di Cagliari, Cagliari, Italy

^g Università di Ferrara, Ferrara, Italy

^h Università di Genova, Genova, Italy

ⁱ Università di Milano Bicocca, Milano, Italy

^j Università di Roma Tor Vergata, Roma, Italy

^k Università di Roma La Sapienza, Roma, Italy

^l AGH - University of Science and Technology, Faculty of Computer Science, Electronics and Telecommunications, Kraków, Poland

^m LIFAELS, La Salle, Universitat Ramon Llull, Barcelona, Spain

ⁿ Hanoi University of Science, Hanoi, Vietnam

^o Università di Padova, Padova, Italy

^p Università di Pisa, Pisa, Italy

^q Università degli Studi di Milano, Milano, Italy

^r Università di Urbino, Urbino, Italy

^s Università della Basilicata, Potenza, Italy

^t Scuola Normale Superiore, Pisa, Italy

^u Università di Modena e Reggio Emilia, Modena, Italy

^v MSU - Iligan Institute of Technology (MSU-IIT), Iligan, Philippines

^w Novosibirsk State University, Novosibirsk, Russia

^x National Research University Higher School of Economics, Moscow, Russia

^y Sezione INFN di Trieste, Trieste, Italy

^z Escuela Agrícola Panamericana, San Antonio de Oriente, Honduras

^{aa} School of Physics and Information Technology, Shaanxi Normal University (SNNU), Xi'an, China

^{ab} Physics and Micro Electronic College, Hunan University, Changsha City, China

[†] Deceased