

# Controlling Packet Drops to Improve Freshness of information

<sup>1</sup>Veeraruna Kavitha, <sup>2</sup>Eitan Altman and <sup>1</sup>Indrajit Saha  
<sup>1</sup>IEOR, IIT Bombay, and <sup>2</sup>INRIA France

## ABSTRACT

Many systems require frequent and regular updates of a certain information. These updates have to be transferred regularly from the source to the destination. We consider scenarios in which an old packet becomes completely obsolete, in the presence of a new packet. In this context, if a new packet arrives at the source while it is transferring a packet, one needs to decide the packet to be dropped. New packet has recent information, but might require more time to transfer. Thus it is not clear as to which packet to be discarded, and this is the main focus of the paper. Recently introduced performance metrics, called average age of information (AAoI) and peak age of information (PAoI) of the information available at the destination, are the relevant performance measures. These type of systems do not require storage buffers, of size more than one, at the source queue. We consider single source / multiple sources regularly updating information to a single destination possibly over wireless channels to derive optimal drop policies that optimize the AAoI. We showed that the state independent (static) policies like dropping always the old packets or dropping always the new packets is optimal in many scenarios, among an appropriate set of stationary Markov policies. We consider relevant games when multiple sources compete. In many scenarios, the non-cooperative solution ‘almost’ minimizes the social objective, the sum of AAoIs of all the sources.

## ACM Reference Format:

<sup>1</sup>Veeraruna Kavitha, <sup>2</sup>Eitan Altman and <sup>1</sup>Indrajit Saha <sup>1</sup>IEOR, IIT Bombay, and <sup>2</sup>INRIA France. 2018. Controlling Packet Drops to Improve Freshness of information. In *Proceedings of . ACM*, New York, NY, USA, 12 pages. <https://doi.org/10.1145/nnnnnnn.nnnnnnn>

## 1 INTRODUCTION

Traditionally in queueing systems, the focus has been on delays and losses. Recently, with the advent of applications demanding frequent and regular updates of a certain information, the focus has been shifted towards the freshness of information. Timely updates of the information is an important aspect of such systems, e.g. sensor networks, autonomous flying vehicles etc. Many more such applications are mentioned in [3, 7, 8]. Most of the times the regular updates are transferred from the source of information to the destination using wireless communication systems.

To measure the freshness of information, the concept of age of information (AoI), has been introduced as the duration between the

observation time and the time when the latest received information sample is generated [3]. Peak age of information (PAoI) and Average age of Information (AAoI) are the relevant performance measures, introduced recently in [3, 7], and these differ significantly from conventional performance metrics, such as expected transmission delay, expected number of losses etc.

There has been considerable work in this direction since its recent introduction, we discuss a relevant few of them. In [3] authors discuss the optimal rate of information generation that minimizes the AAoI for various queuing systems. They showed that the smallest age under FCFS can be achieved if a new packet is available exactly when the packet in service finishes service. In [1] the authors consider AoI only for the packets waiting to be transferred/processed. When the queue is empty their AoI is zero, their definition accounts for the oldness of the information waiting at the HoL (head of the line) of the link. In [2] authors study PAoI and generalize the previously available results to the systems with heterogeneous service time distributions. The authors consider update rates that minimize the maximum PAoI among all the sources. In [8] authors discuss attempt probabilities for slotted aloha system that optimize AAoI. We also consider Aloha, but our focus is on a radically different point, about dropping the ‘right’ packets.

Most of the work discussed above, considers lossless systems, where all the packets are transferred (possibly after some delays). However often in systems which require regular updates of the same information, the old packet becomes obsolete once a new packet is available. Thus it is more appropriate to consider lossy systems, where some packets are discarded, while discussing the freshness of information. Lossy systems have been a topic of interest in telecommunication networks, for many years now. For example, losses of information have become a tool to detect congestion (e.g., [5, 6]) in various transport control protocols (TCP). Lossy systems can model impatient customers/packets etc. Losses of packets may be due to buffer overflows or due to noise/interference in wireless transmission. When the losses are due to buffer overflow, one can decide the packet to be dropped. In this work we study the way in which the choice of the packet to be dropped influences the freshness of the information.

If a new packet arrives at source while it is in the middle of transferring a old packet, it appears upfront that the old packet has to be dropped. But if the transfer of the old packet is on the verge of getting completed, and if the new packets requires considerable time for transmission, it might be better to discard the new packet and continue the transmission of old packet. Further, the packet transfer times have large fluctuations when the packets are transferred through wireless medium. Thus it is not clear as to which packet is to be discarded.

We showed that dropping the old packets (always) is optimal for AAoI, when the packet transfer times are distributed according to exponential or hyper exponential distribution. This is a static policy as the drop decision does not depend upon the state of the

Permission to make digital or hard copies of all or part of this work for personal or classroom use is granted without fee provided that copies are not made or distributed for profit or commercial advantage and that copies bear this notice and the full citation on the first page. Copyrights for components of this work owned by others than ACM must be honored. Abstracting with credit is permitted. To copy otherwise, or republish, to post on servers or to redistribute to lists, requires prior specific permission and/or a fee. Request permissions from [permissions@acm.org](mailto:permissions@acm.org).

system, but is optimal among all the stationary Markov and randomized (SMR) policies. The SMR dynamic policies depend upon the age of information at an appropriate decision epoch. We also establish certain conditions under which dropping the new packets is optimal among SMR policies. For transfer time distributions like uniform, Weibull, Poisson, log-normal etc., dropping old/new packets is optimal based on the parameters. With the aid of numerical computations we showed for almost all cases that, either of the two static policies are almost optimal.

The second part of this work considers multiple sources transferring regular updates of their information to a common destination. An important conclusion of this study among others is: the natural dropping of packets (only ones with good channels are selected) in CSMA (Carrier-sense multiple access) environment is optimal for a social choice function. We observe that the profile of attempt probabilities that form the Nash equilibrium for Random CSMA environment also minimizes the sum of the AAoI of all the agents. Thus the agents have no incentive to deviate from the cooperate solution.

In section 2 we introduce the subject and the two static policies, dropping always the new packets and dropping always the old packets. Section 3 considers optimal drop policies for single source. Sections 4 (with zero storage) and 5 (with one storage) consider multiple sources.

**Notation** We have cycle numbers, sub-cycle numbers, counters for events within a cycle/sub-cycle. We also have indices for sources. When it is not important, we suppress some of these numbers to simplify the notation. For example, when a quantity across different cycles is identically distributed and when one considers its expectation we do not mention the cycle number.

## 2 SYSTEM WITH LOSSES, FRESH UPDATES

Consider source(s) sending regular updates of a certain information to destination(s). The information update packets arrive at any source according to a Poisson process with rate  $\lambda$ . The packets are of the same size but the transfer times might vary based on the medium. A source requires IID (independent and identically distributed) times  $\{T_i\}$  to deliver the packets to the destination, which are equivalently the job times in the queue. Our focus is on measures related to the freshness of information available at the destination for different systems. We begin with single source-destination pair and consider multiple sources sharing wireless resources, using CSMA protocol, in later sections.

*Age/Freshness of information.* The age of information (AoI), from the given source and at the given destination, at time  $t$  is defined

$$G(t) := t - r_t,$$

where  $r_t$  is the time at which the last successfully received packet (at destination) before time  $t$ , is generated. Each packet is generated at a fixed time  $\delta$  before its arrival instance to the source queue and one can neglect  $\delta$ , as it is mostly a constant value. Our aim is to study the (time) average age of information (AAoI), defined as

below<sup>1</sup>:

$$\bar{a} := \lim_{T \rightarrow \infty} \frac{\int_0^T G(t) dt}{T}. \quad (1)$$

As already mentioned, we consider freshness of information in a lossy system, and our focus is on the packet to be dropped when there are two simultaneous packets. We initially consider systems with zero storage. We begin with analysis of the system that drops new packets, when busy.

### 2.1 Drop the new packets (DNP)

The source does not stop/interrupt transmission of any packet. If a new update packet arrives, in between transmission, it is dropped. Once the transfer is complete (after random time  $T$ ), the source waits for new packet, and starts transmission of the new packet immediately after. And this continues (see Figure 1).

The age of the information  $G(t)$  grows linearly with time at unit rate, at all time instances, except for the one at which a packet is just received at the destination. At that time epoch the age drops to  $T_k$ , because: a)  $T_k$  is the time taken to transfer the (new) packet from source to destination, after its arrival at the source queue; and b) this represents the age of the new packet at destination.

Thus we have a renewal process as in Figure 1. Here  $\{R_k\}$  are the epochs at which a message is transferred successfully and would become the renewal instances, while  $\{A_n\}$  are the arrival instances of the packets (at the source and of those transferred) governed by Poisson point process (PPP). Let  $\{\xi_k\}_n$  represent the corresponding inter-arrival times. As seen from the figure, the age of the information is given by sawtooth kind of waveform. Further, clearly, the alternate renewal cycles are independent of one another. Thus one can apply renewal reward theorem<sup>2</sup> (RRT) and the long run time average of the age of the information defined in (1) almost surely (a.s.) equals:

$$\begin{aligned} \bar{a} &= \frac{E \left[ \int_{R_{k-1}}^{R_k} G(s) ds \right]}{E[R_k - R_{k-1}]}, \text{ and with } G_k := G(R_k). \\ &= \frac{E[G_{k-1}(R_k - R_{k-1})] + 0.5E[(R_k - R_{k-1})^2]}{E[R_k - R_{k-1}]} \text{ a.s.} \\ &= E[G_{k-1}] + 0.5 \frac{E[(R_k - R_{k-1})^2]}{E[R_k - R_{k-1}]} \text{ a.s.} \end{aligned} \quad (2)$$

The last line follows by independence (see Figure 1) and memoryless property of PPP. For DNP scheme,  $G_{k-1} = T_{k-1}$ , and we have:

$$\bar{a}_{DNP} = E[T_{k-1}] + \frac{1}{2} \frac{E[(T_k + \xi_k)^2]}{E[T_k + \xi_k]} \text{ a.s.,}$$

where  $\xi_k$ , the inter-arrival time, is exponentially distributed with parameter  $\lambda$  and is independent of the transfer times  $T_k, T_{k-1}$ . Simplifying

$$\begin{aligned} \bar{a}_{DNP} &= E[T] + \frac{1}{2(1/\lambda + E[T])} \left( \frac{2}{\lambda^2} + \frac{2E[T]}{\lambda} + E[T^2] \right) \\ &= E[T] + \frac{1}{\lambda} + \frac{E[T^2]}{2E[T]} \frac{\rho}{1 + \rho} \text{ with } \rho := \lambda E[T]. \end{aligned} \quad (3)$$

<sup>1</sup>Limit exists almost surely in all our scenarios.

<sup>2</sup>One can apply to even cycles and odd cycles separately and consider the average of the two.

We are considering identical quantities, hence we drop the time index  $k$  when it is not important.

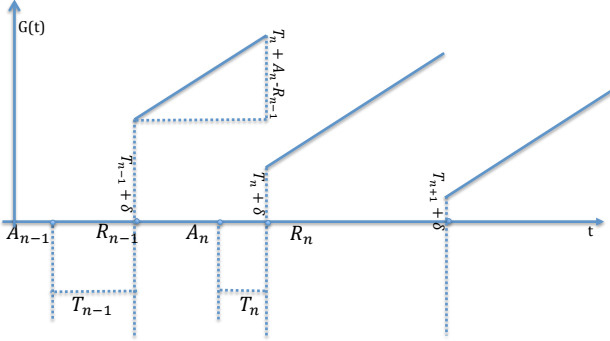


Figure 1: DNP scheme, Renewal cycle

## 2.2 Drop the old packets (DOP)

When source receives a new message, the ongoing transfer (if any) of the old packet is stopped and the old packet is dropped. The source immediately starts transfer of the new packet. The new message would imply a more fresh information, but might also imply longer time (because we now require the transfer of the entire message) before the information at the destination is updated. However the variability in transfer times  $\{T_k\}$  might imply interruption is better for average freshness under certain conditions, and we are keen in studying this aspect.

The renewal points will again be the instances at which a message is successfully received. But note that only when a message transfer is not interrupted by a new arrival, we have a successful message reception. Thus the renewal cycles in Figure (1) get prolonged appropriately. Let  $A_{k,1}$  be the first arrival instance after the  $(k-1)$ -th renewal epoch  $R_{k-1}$ . Let  $\xi_{k,0}$  be the corresponding inter-arrival time (which is exponentially distributed). Its service (i.e., message transfer) starts immediately and let  $T_{k,0}$  be the job size, or the (random) time required to transfer this message. In case a second arrival occurs (after inter-arrival time  $\xi_{k,1}$ ) within this service, we start the service of the new packet by discarding the old one. This happens with probability  $1-\gamma$  where  $\gamma := P(T_{k,0} \leq \xi_{k,1})$ . The renewal cycle is completed after second transfer, in case the second message transfer is not interrupted. The second can also get interrupted, independent of previous interruptions and once again with the same probability  $1-\gamma$ , because of IID nature of the transfer times and the inter arrival times. If second is also interrupted the transfer of the third one starts immediately and this continues till a job is not interrupted (i.e., with probability  $\gamma$ ). And then the renewal cycle is completed.

Once again the alternate cycles are IID, RRT can be applied to AAoI given by (1) and AAoI is given by equation (2). However the renewal cycles  $\{R_k - R_{k-1}\}_k$  are more complex now, and we proceed with deriving their moments. The  $k$ -th renewal cycle can be written precisely as below, using the arrival sequence  $\{\xi_{k,i}\}_{i \geq 0}$  and transfer times sequence  $\{T_{k,i}\}_{i \geq 0}$  belonging to  $k$ -th renewal cycle:

$$R_{c,k} := R_k - R_{k-1} = \xi_{k,0} + \sum_{i=1}^{N_k-1} \xi_{k,i} + T_{k,N_k-1} \quad (4)$$

$$= \xi_{k,0} + \Gamma_k, \text{ with}$$

$$\Gamma_k := \sum_{i=1}^{N_k-1} \xi_{k,i} + T_{k,N_k-1}, \text{ and} \quad (5)$$

$$N_k := \inf \{i \geq 1 : \xi_{k,i} > T_{k,i-1}\}.$$

In the above  $N$  is the number of interruptions before successful transfer, and it is geometrically distributed with parameter  $1-\gamma$  and  $\Gamma$  (given by (5)) is the time taken complete one packet transfer, in the midst of interruptions by new arrivals. The above random variables are specific to a given renewal cycle, but are also IID across different cycles. Further,  $G_k = G(R_k)$  is now a ‘special’ transfer time (represented by  $\underline{T}$ ): one which is not interrupted. Thus

$$G_k = \underline{T}_k := T_{k,N_k-1}, E[G_k] = E[\underline{T}_k] = E[T|T \leq \xi] \text{ for any } k. \quad (6)$$

Hence the AAoI of DOP scheme (again by independence of alternate cycles) equals (see (2)):

$$\bar{a}_{DOP} = E[T|T \leq \xi] + \frac{E[(\xi + \Gamma)^2]}{2E[\xi + \Gamma]} \text{ almost surely (a.s.).} \quad (7)$$

Thus to complete the analysis we require the first two moments of  $\Gamma$  (see equation (4)). We compute  $E[\Gamma]$  and  $E[\Gamma^2]$ , by conditioning on  $\xi_{k,1}, T_{k,0}$  as below:

$$\begin{aligned} E[\Gamma_k] &= E[\Gamma_k; \xi_{k,1} > T_{k,0}] + E[\Gamma_k; \xi_{k,1} \leq T_{k,0}] \\ &= E[T_{k,0}; \xi_{k,1} > T_{k,0}] + E[\xi_{k,1} + \tilde{\Gamma}; \xi_{k,1} \leq T_{k,0}] \\ &= E[T_{k,0}; \xi_{k,1} > T_{k,0} + \xi_{k,1}; \xi_{k,1} \leq T_{k,0}] + E[\tilde{\Gamma}; \xi_{k,1} \leq T_{k,0}], \end{aligned}$$

where  $\tilde{\Gamma}$  is an IID copy of  $\Gamma_k$ , which is independent of  $T_{k,0}$  and  $\xi_{k,1}$ . After simplifying and further conditioning on  $T$ :

$$\begin{aligned} E(\Gamma) &= \frac{E[T; \xi > T + \xi; \xi \leq T]}{P(T \leq \xi)} \\ &= \frac{E[Te^{-\lambda T}] + (1 - E[e^{-\lambda T}])/\lambda - E[Te^{-\lambda T}]}{P(T \leq \xi)} \\ &= \frac{1-\gamma}{\lambda\gamma}. \end{aligned} \quad (8)$$

Using exactly similar logic:

$$E[\Gamma^2] = E[\min\{T_0, \xi_1\}^2] + E[\tilde{\Gamma}^2](1-\gamma) + 2E[\tilde{\Gamma}]E[\xi_{k,1}; T_{k,0} > \xi_{k,1}].$$

Using (8)

$$\begin{aligned} E[\Gamma^2] &= \frac{E[\min\{T_0, \xi_1\}^2] + 2E[\Gamma]E[\xi_{k,1}; T_{k,0} > \xi_{k,1}]}{\gamma} \\ &= \frac{2(1-\gamma)}{\lambda^2\gamma} - \frac{2E[Te^{-\lambda T}]}{\lambda\gamma} + \frac{2E[\Gamma]}{\gamma} \left( \frac{1-\gamma}{\lambda} - E[Te^{-\lambda T}] \right) \\ &= \frac{2(1-\gamma)}{\lambda^2\gamma} - \frac{2E[Te^{-\lambda T}]}{\lambda\gamma^2} + \frac{2(1-\gamma)^2}{\lambda^2\gamma^2} = \frac{2(1-\gamma)}{\lambda^2\gamma^2} - \frac{2E[Te^{-\lambda T}]}{\lambda\gamma^2}. \end{aligned} \quad (9)$$

Using (8) and (9), the first two moments of the renewal cycle are:

$$E[R_c] = \frac{1}{\lambda} + \frac{1-\gamma}{\lambda\gamma} = \frac{1}{\lambda\gamma} \text{ and} \quad (10)$$

$$E[R_c^2] = E[\xi_{k,0}^2 + 2\xi_{k,0}\Gamma_k + \Gamma_k^2] = \frac{2}{\lambda^2\gamma^2} - \frac{2E[Te^{-\lambda T}]}{\lambda\gamma^2}.$$

Substituting the above into (7) the AAoI for DOP scheme equals:

$$\bar{a}_{DOP} = \frac{E[Te^{-\lambda T}]}{\gamma} + \frac{1}{\lambda\gamma} - \frac{E[Te^{-\lambda T}]}{\gamma} = \frac{1}{\lambda\gamma}. \quad (11)$$

Thus the AAoI with DOP scheme equals the expected renewal cycle, while that with DNP scheme is strictly bigger than the expected renewal cycle (see (3)). It is not guaranteed that the expected renewal cycle with DOP scheme is smaller than that with DNP scheme. Thus it is not clear upfront as to which scheme is better. But it is equally (or more) important to understand if any scheme with controlled drops can perform better than the two schemes.

### 3 CONTROLLED DROPS: SINGLE SOURCE

In the previous section two ‘extreme’ and static schemes are considered: in one all the old packets are dropped while in the other all the new packets are dropped. In this section we investigate if there exist a better scheme with partial/controlled drops. We also study the conditions under which DOP is better than DNP.

With message successful transfer epochs  $\{R_k\}_k$  as the decision epochs, we consider a *dynamic decision about the (DOP/DNP) scheme to be used*. The dynamic decision depends upon the state, the age of information  $G_k$ , at the decision epoch  $R_k$ . We initially restrict ourselves to special type of *dynamic policies, called threshold policies*: DNP scheme is selected if age ( $G_k$ ) is above a threshold (say  $\theta \geq 0$ ) and DOP is selected other wise.

To be precise any  $\theta \geq 0$  represents a controlled scheme, and DOP scheme is chosen for (entire) renewal cycle starting at  $R_k$ , if  $G_k < \theta$ . Otherwise, DNP scheme<sup>3</sup> is chosen. With DNP scheme, new packets are dropped (other than the first one in that renewal cycle) till the message transfer is complete. With DOP decision, old packets are dropped and transmission of new packet starts immediately, whenever the former is interrupted. This continues till a message is transferred completely. Further dropping of (old/new) packets depends upon the decision at the next decision epoch.

#### 3.1 Transitions

In contrast to the previous subsections, the length of renewal cycles  $\{R_{c_k}\}_k$  are no more identically distributed. The distribution of  $R_{c_k}$  depends upon the scheme chosen at the decision epoch  $R_k$ . It is easy to observe that the length of the renewal cycle  $R_{c_k}$  does not depend upon the absolute value of state  $G_k$ , but only upon the state dependent binary (DOP/DNP) decision. Thus the distribution of  $R_{c_k}$  can be one among two types and is precisely given by (see (4)):

$$R_{c_{k+1}} = \begin{cases} \xi_{k+1,0} + T_{k+1,0}, & \text{with DNP } (G_k > \theta) \\ \xi_{k+1,0} + \Gamma_{k+1} & \text{else.} \end{cases} \quad (12)$$

The state update has similar transitions (see (6)):

$$G_{k+1} = \begin{cases} T_{k+1,0}, & \text{with DNP } (G_k > \theta) \\ \underline{T}_{k+1}, & \text{other wise.} \end{cases} \quad (13)$$

Observe that  $\theta = 0$  implies DNP, while DOP is obtained by considering  $\theta \rightarrow \infty$ . For ease of notation we say  $\theta = \infty$  when DOP is selected for all  $G_k$ .

<sup>3</sup>The analysis would be similar and the results are the same if the schemes are reversed, i.e., if DOP scheme is chosen with  $G_k > \theta$ . We consider much more generalized policies in sub section 3.4

### 3.2 Analysis

For every  $\theta$ , the random variables  $\{G_k\}_k$  and  $\{R_{c_k}\}_k$  constitute a Markov chain and with the help of this Markov chain we will compute the AAoI. One can rewrite AAoI (1) as:

$$\bar{a}(\theta) = \lim_{k \rightarrow \infty} \frac{\int_0^{R_k} G(t)dt}{R_k} \text{ a.s.,}$$

because  $R_k \rightarrow \infty$  a.s. as  $k \rightarrow \infty$ , and this is because

$$R_k = \sum_{l \leq k} R_{c_l} \geq \sum_{l \leq k} \xi_{l,0} \text{ for all } k \text{ and } \sum_{l \leq k} \xi_{l,0} \xrightarrow{k \rightarrow \infty} \infty \text{ a.s.}$$

Thus

$$\begin{aligned} \bar{a}(\theta) &= \lim_{k \rightarrow \infty} \frac{\sum_{l \leq k} \int_{R_{l-1}}^{R_l} G(t)dt}{R_k} \\ &= \lim_{k \rightarrow \infty} \frac{\sum_{l \leq k} \int_{R_{l-1}}^{R_l} G(t)dt}{k} \frac{k}{\sum_{l \leq k} R_{c_l}}, \\ &= \lim_{k \rightarrow \infty} \frac{\sum_{l \leq k} (G_{l-1}R_{c_l} + 0.5R_{c_l}^2)}{k} \frac{k}{\sum_{l \leq k} R_{c_l}}. \end{aligned} \quad (14)$$

As already discussed, the distribution of  $R_{c_k}$  (for any  $k$ ) can be of two types depending only upon the event  $\{G_k < \theta\}$  (see (12)). In exactly a similar way the stationary distribution  $R_{c^*}$  depends only upon the stationary event  $\{G_* < \theta\}$ . Thus it suffices to obtain the stationary distribution of  $\{G_k\}_k$ . In fact the transitions of  $\{G_k\}_k$  given by (13) also depend only upon the events  $\{G_{k-1} < \theta\}$ . Thus it further suffices to study the two state Markov chain  $X_k := 1_{\{G_k < \theta\}}$  ( $1_A$  is the indicator of the event  $A$ ) and the rest of the random quantities can be studied using this two state chain. The Markov chain has the following evolution

$$X_{k+1} = \begin{cases} 1_{\{T_{k+1,0} < \theta\}} & \text{if } X_k = 0, \\ 1_{\{\underline{T}_{k+1} < \theta\}} & \text{else.} \end{cases} \quad (15)$$

When  $\theta = \infty$ ,  $X_k \equiv 1$  for all  $k$ . The transition probabilities (with  $\theta \neq \infty$ ) are:

$$\begin{aligned} P(X_{k+1} = x' | X_k = x) &= \begin{cases} p\theta & \text{if } x = 0, x' = 1 \\ q\theta & \text{if } x = 1, x' = 0 \end{cases} \text{ where} \\ p\theta &:= P(T < \theta) \text{ and} \\ q\theta &:= P(\underline{T} > \theta) = P(T > \theta | T \leq \xi). \end{aligned} \quad (16)$$

This chain has unique stationary distribution given by:

$$\pi_\theta(0) = \frac{q\theta}{q\theta + p\theta} 1_{\theta \neq \infty} = 1 - \pi_\theta(1), \text{ and } P(X_* = 0) = \pi_\theta(0). \quad (17)$$

Let  $X_*$ ,  $G_*$  and  $R_{c^*}$  represent the random quantities corresponding to stationary distributions of  $X_k$ ,  $G_k$  and  $R_{c_k}$  respectively. The stationary distribution of the remaining quantities is dictated by that of  $\{X_k\}$ : for example the stationary distribution of  $G_*$  is the same as that of  $T$ , a typical transfer time when  $X_* = 0$  and equals that of  $\underline{T} = T | T \leq \xi$  (the conditional distribution) when  $X_* = 1$ .

The Markov chain  $\{X_k\}$  is clearly ergodic, the rest of the stationary random quantities  $R_{c^*}$ ,  $G_*$  depend just upon  $X_*$ , hence strong law of large numbers (SLLN) (e.g., [9]) can be applied<sup>4</sup> separately

<sup>4</sup> One can not apply the usual renewal theory based analysis, as the process is (the odd/even cycles are also) Markovian and can not be modelled as a Renewal process, with IID renewal cycles.

to the numerator and denominator of (14) to obtain:

$$\bar{a}(\theta) = \frac{E\pi_\theta[G_{l-1}R_{c,l}] + 0.5E\pi_\theta[R_{c,l}^2]}{E\pi_\theta[R_{c,l}]} \text{ a.s.},$$

where  $E\pi_\theta[\cdot]$  is the stationary expectation. It is easy to verify (see (12)) by appropriate conditioning that:

$$\begin{aligned} E\pi_\theta[G_{l-1}R_{c,l}] &= E\pi_\theta[G_{l-1}R_{c,l}; X_{l-1} = 1] + E\pi_\theta[G_{l-1}R_{c,l}; X_{l-1} = 0] \\ &= \left(\frac{1}{\lambda} + E[T]\right)E[G_*; G_* > \theta] + E[G_*; G_* < \theta] \left(\frac{1}{\lambda} + E[\Gamma]\right) \text{ and} \\ E[G_*; G_* > \theta] &= E[T; T > \theta]\pi_\theta(0) + E[T; T > \theta | T \leq \xi]\pi_\theta(1). \end{aligned}$$

Using similar logic,

$$\begin{aligned} E\pi_\theta[G_{l-1}R_{c,l}] + 0.5E\pi_\theta[R_{c,l}^2] &= d_n E[G_*; G_* > \theta] + d_o E[G_*; G_* < \theta] + 0.5E[R_{c,*}^2] \\ &= \beta_\theta(0)\pi_\theta(0) + \beta_\theta(1)\pi_\theta(1), \end{aligned} \quad (18)$$

$$E\pi_\theta[R_{c,l}] = d_n \pi_\theta(0) + d_o \pi_\theta(1),$$

with the following definitions:

$$\begin{aligned} \beta_\theta(0) &:= d_n E[T; T > \theta] + d_o E[T; T \leq \theta] + 0.5c_n, \\ \beta_\theta(1) &:= d_n E[T; T > \theta | T \leq \xi] + d_o E[T; T \leq \theta | T \leq \xi] + 0.5c_o, \\ c_n &:= E[(\xi + T)^2], \quad c_o := E[(\xi + \Gamma)^2] \text{ and} \\ d_n &:= E[T + \xi], \quad d_o := E[\xi + \Gamma]. \end{aligned}$$

Thus the AAoI equals

$$\bar{a}(\theta) = \frac{\beta_\theta(0)\pi_\theta(0) + \beta_\theta(1)\pi_\theta(1)}{d_n \pi_\theta(0) + d_o \pi_\theta(1)} \text{ a.s.} \quad (19)$$

Here AAoI is defined using the stationary expectation ( $\pi_\theta$ ), while (2) is for the case with (alternate) IID cycles.

### 3.3 Optimal $\theta$

We are interested in optimal threshold,  $\theta^*$  and hence consider:

$$\min_{\theta \geq 0} \bar{a}(\theta). \quad (20)$$

The objective function depends upon  $\theta$  in a complicated manner, further the dependence is influenced by the distribution of the transfer times. However one can derive the optimal policies by using an appropriate lower bound function.

We first consider the case:  $E[T] > E[\Gamma]$ , or  $d_n > d_o$ . From (18) and the definitions following (18) and because of positivity of the terms:

$$\begin{aligned} \bar{a}(\theta) &\geq f_o(\theta) \text{ for any } \theta \geq 0, \text{ with function,} \\ f_o(\theta) &:= \frac{d_o(b_n \pi_\theta(0) + b_o \pi_\theta(1)) + 0.5(c_n \pi_\theta(0) + c_o \pi_\theta(1))}{d_n \pi_\theta(0) + d_o \pi_\theta(1)} \\ &= \frac{d_o((b_n - b_o)\pi_\theta(0) + b_o) + 0.5(c_n - c_o)\pi_\theta(0) + 0.5c_o}{(d_n - d_o)\pi_\theta(0) + d_o}, \text{ with} \\ b_n &:= E(T), \quad b_o := E(T | T < \xi) = \frac{E[Te^{-\lambda T}]}{E[e^{-\lambda T}]}. \end{aligned} \quad (21)$$

Further using (7) we have<sup>5</sup> (e.g.,  $\pi_\theta(0) \rightarrow 0$  as  $\theta \rightarrow \infty$ ):

$$\lim_{\theta \rightarrow \infty} f_o(\theta) = \lim_{\theta \rightarrow \infty} \bar{a}(\theta) = \bar{a}_{DOP}. \quad (22)$$

<sup>5</sup>It is not difficult to establish the continuity of the relevant functions as  $\theta \rightarrow \infty$  and it is not difficult to show that the limit equals that with DOP scheme.

If the DOP scheme is optimal for the lower bound function  $f_o(\theta)$ , i.e., if

$$\min_{\theta} f_o(\theta) = \lim_{\theta \rightarrow \infty} f_o(\theta), \quad (23)$$

then DOP would be optimal for AAoI, because then using (22):

$$\bar{a}_{DOP} \geq \min_{\theta} \bar{a}(\theta) \geq \min_{\theta} f_o(\theta) = \lim_{\theta \rightarrow \infty} f_o(\theta) = \bar{a}_{DOP}.$$

We prove that (23) is true when DOP renewal cycle is smaller, and hence show the optimality of DOP (proof in Appendix A):

**THEOREM 1.** *If  $d_n \geq d_o$  then DOP is optimal, i.e.,*

$$\min_{\theta \geq 0} \bar{a}(\theta) = \lim_{\theta \rightarrow \infty} \bar{a}(\theta) = \bar{a}_{DOP}. \quad \blacksquare$$

It is clear from (3) and (7) that the DOP scheme is better than the DNP scheme when its expected renewal cycle is smaller, i.e., when  $d_n \geq d_o$ . Theorem 1 proves much more under the same condition, the DOP scheme is better than any other threshold scheme.

We now study the reverse case, i.e., when  $d_n < d_o$  or equivalently when  $E[T] < E[\Gamma]$ . In this case  $\bar{a}(\theta) > f_n(\theta)$  where

$$f_n(\theta) := \frac{d_n(b_n \pi(0) + b_o \pi(1)) + 0.5c_n \pi(0) + 0.5c_o \pi(1)}{d_n \pi(0) + d_o \pi(1)}.$$

As in the previous case, if DNP is proved optimal for this lower bound function, then DNP is optimal for controlled AAoI, and this is proved in the following (proof in Appendix A):

**THEOREM 2.** *If  $d_n < d_o$  and (note that<sup>6</sup>  $1 - \lambda E[Te^{-\lambda T}] > 0$ )*

$$\rho \frac{E[T^2]}{2E[T]} - (1 + \rho)(d_o - d_n) \left(1 - \lambda E[Te^{-\lambda T}]\right) \leq 0, \quad (24)$$

then DNP is optimal,  $\min_{\theta \geq 0} \bar{a}(\theta) = \bar{a}(0) = \bar{a}_{DNP}$ .  $\blacksquare$

### 3.4 Stationary Markov Randomized policies

We now generalize the results of previous subsection by considering Stationary Markov Randomized (SMR) policies. As seen from (14) the objective function AAoI is the ratio of two average costs and hence the usual techniques of Markov decision processes may not be applicable. Nevertheless we could use exactly the same techniques as in previous subsection to show the optimality of DNP/DOP policy even under SMR policies. This is true under the assumptions of Theorems 1-2.

Let  $\alpha^\infty$  be any Stationary Markov randomized policy:  $\alpha(G)$  represents the probability with which DNP scheme is selected when the state  $G_k = G$ , and this is true for any decision epoch  $k$ . Re define  $X_k = 1$  if DOP scheme is selected, else  $X_k = 0$ . Like before, the random variables  $X_k, R_{c,k}$  and  $G_k$  depend mainly upon  $X_{k-1}$ , and same is the case with their stationary distributions. Let  $\pi_\alpha$  represent the stationary probability that  $\{X^* = 0\}$ , when policy  $\alpha^\infty$  is used and note that:

$$\pi_\alpha := \pi_\alpha(0) = \frac{q_\alpha}{q_\alpha + p_\alpha} \text{ with} \quad (25)$$

$$q_\alpha := E[\alpha(\underline{T})] = E[\alpha(T) | T \leq \xi] \text{ and } p_\alpha = E[1 - \alpha(T)].$$

<sup>6</sup> because

$$1 - \lambda E[Te^{-\lambda T}] = \lambda(E[\xi] - E[T; T \leq \xi]) = \lambda(E[\xi; T > \xi] + E[\xi - T; T \leq \xi]) > 0.$$

As before, the stationary expectation (see (14))

$$\begin{aligned} E\pi_\alpha [G_{l-1}R_{c_l}] &= E\pi_\alpha [G_{l-1}R_{c_l}; X_{l-1} = 1] + E\pi_\alpha [G_{l-1}R_{c_l}; X_{l-1} = 0] \\ &= d_n E[G_* E[X^* = 1|G_*]] + d_o E[G_* E[X^* = 0|G_*]] \\ &= d_n E[G_* \alpha(G_*)] + d_o E[G_* (1 - \alpha(G_*))] \\ &= d_n \left( E[T\alpha(T)]\pi_\alpha(1) + E[T\alpha(T)|T \leq \xi]\pi_\alpha(0) \right) \\ &\quad + d_o \left( E[T(1 - \alpha(T))]\pi_\alpha(1) + E[T(1 - \alpha(T))|T \leq \xi]\pi_\alpha(0) \right). \end{aligned}$$

Similarly

$$\begin{aligned} E\pi_\alpha [R_{c_k}^2] &= E\pi_\alpha [R_{c_k}^2; X_{k-1} = 0] + E\pi_\alpha [R_{c_k}^2; X_{k-1} = 1] \\ &= c_o \pi_\alpha(1) + c_n \pi_\alpha(0), \end{aligned}$$

Proceeding exactly as in the case of threshold policies:

$$\begin{aligned} \bar{a}(\alpha) &= \frac{\beta_\alpha(0)\pi_\alpha(0) + \beta_\alpha(1)\pi_\alpha(1)}{d_n \pi_\alpha(0) + d_o \pi_\alpha(1)} \text{ with} \\ \beta_\alpha(0) &:= d_n E[T\alpha(T)] + d_o E[T(1 - \alpha(T))] + 0.5c_n \text{ and} \\ \beta_\alpha(1) &:= d_n E[T\alpha(T)|T \leq \xi] + d_o E[T(1 - \alpha(T))|T \leq \xi] + 0.5c_o. \end{aligned}$$

Using the lower bound functions,  $f_o(\cdot)$  and  $f_n(\cdot)$ , and following exactly the same logic one can extend Theorems 1-2:

**THEOREM 3.** a) If  $d_n \geq d_o$  then DOP is optimal among SMR policies, i.e.,

$$\min_{\alpha \in \text{SMR}} \bar{a}(\alpha) = \bar{a}_{DOP}.$$

b) If  $d_n < d_o$  and (24) of Theorem 2 is true then DNP is optimal,

$$\min_{\alpha \in \text{SMR}} \bar{a}(\alpha) = \bar{a}_{DNP}. \quad \blacksquare$$

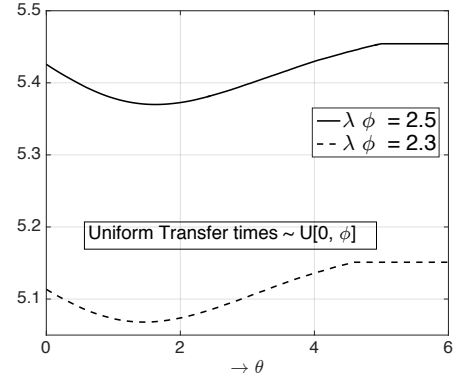
**Table 1: Criterion for  $\bar{a}_{DOP} \leq \bar{a}_{DNP}$ , for different types of T**

Distribution	CDF ( $P(T \leq x)$ )	$\bar{a}_{DOP} \leq \bar{a}_{DNP}$ when
Uniform ( $0, \phi$ )	$\left[ \frac{x}{\phi} \right]_{1_{x>0}}$	$\frac{1}{1-e^{-\lambda\phi}} < \left( \frac{1}{3} \frac{\lambda\phi}{2+\lambda\phi} + \frac{1}{\lambda\phi} + \frac{1}{2} \right)$ Approximately $\lambda\phi < 2.356$
Weibull ( $\mu, k$ )	$\left[ 1 - e^{-(x/\mu)^k} \right]_{1_{x>0}}$	$\frac{\rho^2 w_k^2}{2(1+\rho w_k^1)} + (1 + \rho w_k^1) > \frac{1}{w_k^\rho}$ $w_k^i = \Gamma(1 + \frac{i}{k})$ & $\rho = \lambda\mu$ $w_k^\rho = E_k[e^{-\rho T}]$
Exponential ( $\mu$ )	$\left[ 1 - e^{-\mu x} \right]_{1_{x>0}}$	all $\mu$
Hyperexpo( $\{\mu_i, p_i\}_i$ )	$\left[ 1 - \sum_{i=1}^n p_i e^{-\frac{x}{\mu_i}} \right]_{1_{x>0}}$	all $\{\mu_i, p_i\}_i$

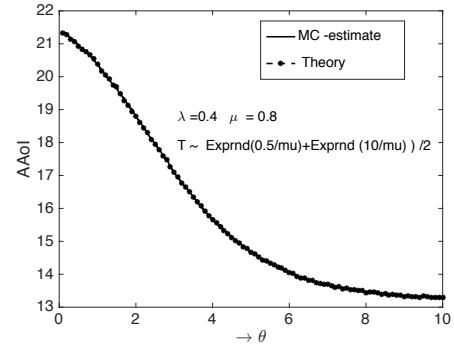
### 3.5 Numerically aided study

Theorems 1 and 3 show that the DOP scheme is optimal, when the expected renewal cycle with DOP scheme ( $d_o$ ) is smaller than that ( $d_n$ ) with DNP. While Theorems 2-3, show the DNP scheme is optimal under converse conditions. However the optimality of DNP scheme requires an extra condition (24).

*DOP optimal among SMR policies.* We considered several distributions for transfer times and tested the conditions required for DOP/DNP optimality. The results are summarized in Table 1. By direct substitution one can show that  $d_n = d_o$  for exponential and  $d_n < d_o$  for hyper exponential distribution. Thus by Theorem 3, DOP is optimal for these transfer times.



**Figure 2: AAoI versus  $\theta$  for uniform transfer times: Intermediate  $\theta$  optimal but DNP/DOP almost optimal**



**Figure 3: When  $d_o = 13.19 > d_n = 12.97$  and bound (24)  $> 0$ : optimizer is DOP**

One can similarly derive the conditions under which DNP is optimal among SMR policies, given the distribution of transfer times.

*DNP/DOP is almost optimal.* When  $d_n < d_o$ , but (24) is not satisfied, we do not have theoretical understanding of the optimal policy. We study such test cases by numerically optimizing (19) over threshold policies. One such example is plotted in Figure 3, which considers Erlang distributed transfer times. The AAoI is plotted as a function of  $\theta$ , it decreases as  $\theta \rightarrow \infty$ , hence confirming that the AAoI is minimized by DOP scheme.

A second example is considered in Figure 2 with uniformly distributed transfer times. Here again AAoI  $\bar{a}(\theta)$  is plotted as a function of  $\theta$  for two different parameters. An intermediate  $\theta \in (0, \infty)$  is optimal in both the examples of this figure, however DOP and DNP perform almost similar. Further AAoI at  $\theta^*$  is close to that at DNP/DOP (Figure 2). We considered many more such case studies and observed similar pattern: DOP/DNP scheme is (almost) optimal. These examples include truncated exponential, Log normal, Poisson distributed and Erlang transfer times etc.

*Best among DNP/DOP.* Thus either DNP or DOP scheme is (almost) optimal among the threshold policies. Hence it is important to derive the conditions that suggest the best among the two. One can find the best among DNP/DOP schemes by directly using (3)

and (7), i.e., DNP is better than DOP if and only if (iff)

$$E[T] - \frac{1-\gamma}{\lambda\gamma} + \frac{E[T^2]}{2E[T]} \frac{\rho}{1+\rho} < 0 \text{ or iff}$$

$$d_o - d_n > \frac{E[T^2]}{2E[T]} \frac{\rho}{1+\rho} \text{ or iff}$$

$$1 > \left( \frac{E[T^2]}{2(E[T])^2} \frac{\rho^2}{1+\rho} + 1 + \rho \right) \gamma. \quad (26)$$

Note that  $E[T^2] = \text{variance}(T) + (E[T])^2$  and we have the following important conclusions:

- DOP is the best for small update rates: as the update rate  $\lambda \rightarrow 0$ , with the distribution of  $T$  fixed, the above condition is negated (RHS is approximately  $1 + \rho$ ).
- DNP is the best for large update rates: as the update rate  $\lambda \rightarrow 0$ , with distribution of  $T$  fixed, the above condition is satisfied (RHS converges to 0).
- The range of  $\lambda$  for which DNP is optimal is influenced by the variance. 'DOP scheme becomes optimal as the variance of the transfer times increases, for bigger range of  $\lambda$ '.

For uniform transfer times we derived the conditions under which DOP performs better than DNP, using (26), and the condition is tabulated in the first row of Table 1. Approximately, DOP is optimal if  $\lambda\phi < 2.35$ . Weibull is also tabulated in the second row.

Based on this theoretical and numerical case studies we have the following overall important conclusions

- AAoI is (almost) optimized either by DOP scheme or by DNP scheme. No other threshold policy performs significantly better than the best among these two static policies.
- If expected renewal cycle with DOP is smaller than that with DNP, DOP scheme optimizes AAoI over all SMR policies.
- When DNP has smaller renewal cycle, DOP may still be the optimal (in some test cases).

The Figure 3 also plots the Monte-Carlo estimates of AAoI along with formula (19). For Monte-Carlo estimates we generate several random sample paths and compute the time average of AAoI. As anticipated, the formula well matches the estimates (see Figure 3).

## 4 MULTIPLE SOURCES

In previous sections single source problem is considered and optimality of DNP/DOP scheme is established. We now consider multiple sources ( $S$  number of them) transmitting information over a common channel to a common destination. We again consider the case with zero storage and derive the performance of the two schemes. The sources are assumed to have capability to detect the silence before they commence transfer of their information. Basically they use Carrier-sense multiple access (CSMA) protocol to detect the silence. No source can interrupt the transmission of the packets from the other source. Because of zero storage, arriving packets of a source are dropped, if any other source is transmitting.

### 4.1 DNP scheme

We begin with DNP protocol, where the new packets of the transmitting source are also dropped. In this case, one needs to consider separate renewal cycles for each source. A  $k$ -th renewal cycle for source  $s$ , is the time duration between  $(k-1)$ -th and  $k$ -th successful

packet reception at destination from source  $s$ . As in single source DNP scheme, these renewal cycles are identically distributed, but are not independent. However once again the alternate (even and odd) cycles are independent and hence RRT can be applied. Thus formula (2) is applicable, and we need to compute the first two moments of the renewal cycles corresponding to each source and the age at the beginning of the source-wise renewal cycles.

Let  $\{R_{s,k}\}_k$  be the renewal epochs corresponding to source  $s$ . Any renewal cycle starts with an idle period which is exponentially distributed with parameter  $\lambda_\Sigma := \sum_{s \leq S} \lambda_s$ . Basically this is the time at which an update packet is available at one of the sources. This is followed by a 'busy period' during which many messages (of other sources) are transferred with phases of silences in between and finally ends with transfer of message of source  $s$ . Thus a renewal cycle of source  $s$  consists of  $\mathcal{N}_s$ , the Geometric number (with parameter  $\lambda_s/\lambda_\Sigma$ ) of sub-cycles in which the other sources transfer, followed by the last one in which source  $s$  transfers. In between such transfer periods, we have one idle period which is exponentially distributed with parameter  $\lambda_\Sigma$ . Thus the renewal cycle corresponding to source  $s$  can be expressed<sup>7</sup> as the following:

$$R_{c_s,k} = \sum_{i=1}^{\mathcal{N}_{s,k}-1} \sum_{s' \neq s} \left( \underline{\xi}_{s',i} + T_{s',i} \right) \mathcal{I}_{s',i} + \underline{\xi}_{s,\mathcal{N}_{s,k}} + T_{s,\mathcal{N}_{s,k}}, \quad (27)$$

where  $\mathcal{I}_{s',i}$  is the indicator that the packet of source  $s'$  arrived before that of other sources during the  $i$ -th idle period and  $\underline{\xi}_{s',i}$  is the 'special inter arrival time' of source  $s'$  given that it arrived before that of the other sources (during  $i$ -th idle period and within the  $k$ -th renewal cycle):

$$\underline{\xi}_{s',i} := \xi_{s',i} \left\{ \xi_{s'',i} \leq \xi_{s',i}; \text{ for all } s'' \neq s' \right\}. \quad (28)$$

Further unlike in the single source case, the transfer time  $(T_{s,\mathcal{N}_{s,k}})$  is not special, but it is distributed like any typical transfer time  $T_s$ . Thus  $E[G_s] = E[T_s]$ .

Conditioning as before, and with  $\tilde{R}_{c_s}$  representing an IID copy of renewal cycle of source  $s$ :

$$E[R_{c_s}] = \sum_{s' \neq s} E[R_{c_{s'}}; \mathcal{I}_{s',1}]$$

$$= \sum_{s \neq s'} E \left[ (\underline{\xi}_{s',1} + T_{s',1}) + \tilde{R}_{c_s}; \mathcal{I}_{s',1} \right] + E \left[ \underline{\xi}_{s,1} + T_{s,1}; \mathcal{I}_{s,1} \right]$$

Thus simplifying (note  $E[\mathcal{I}_{s,1}] = \lambda_s/\lambda_\Sigma$  and  $E[R_c] = E[\tilde{R}_c]$ )

$$E[R_{c_s}] = \frac{\sum_{s'} E \left[ \underline{\xi}_{s',1} + T_{s',1}; \mathcal{I}_{s',1} \right]}{\lambda_s} = \frac{1 + \sum_{s'=1}^S \lambda_{s'} E[T_{s'}]}{\lambda_s}. \quad (29)$$

In a similar way

$$E[R_{c_s}^2] = \frac{\sum_{s'} E[(\xi_{s'} + T_{s'})^2 \mathcal{I}_{s'}] + 2E[R_{c_s}] \sum_{s' \neq s} E[(\xi_{s'} + T_{s'}) \mathcal{I}_{s'}]}{\lambda_s}$$

$$= \frac{1}{\lambda_s} \left[ \frac{2}{\lambda_\Sigma} + \sum_{s'} \lambda_{s'} E[T_{s'}^2] + 2 \sum_{s'} \frac{\lambda_{s'} E[T_{s'}]}{\lambda_\Sigma} \right]$$

$$+ 2E[R_{c_s}] \left( \sum_{s' \neq s} \lambda_{s'} + \sum_{s' \neq s} \lambda_{s'} E[T_{s'}] \right). \quad (30)$$

<sup>7</sup> To simplify the notations, we are suppressing the cycle number  $k$  while representing the random quantities. Here  $i$  represents the sub-cycle number.

Substituting the above into (2) one can compute the AAoI  $\bar{a}_{DNP,s}$ .

*DOP scheme.* One can alternatively consider DOP scheme. None of the sources can interrupt the transmission of the other source. However the transmitting source will drop the old packet, if interrupted by a new arrival of the same source. The analysis will be exactly similar and one can derive the AAoI of each source with DOP scheme by replacing  $E[T_s]$  and  $E[T_s^2]$  respectively with  $E[\Gamma_s]$  and  $E[\Gamma_s^2]$  in equations (29)-(30) and by replacing  $E[G] = E[\Gamma]$ .

One can again compare the two schemes, which clearly depends upon the values of  $E[T_s] - E[T_s^2]$  and  $E[\Gamma_s] - E[\Gamma_s^2]$  for all sources. However we prefer to discuss a more practical scenario with multiple sources, that with single storage. We may consider this topic in future.

With multiple sources there is an inherent competition, each source would like to reduce their individual AAoI. Towards this, each source might want to chose appropriate update rate. This is a very *important aspect in analysis related to the Freshness of information ([3] etc)*. Most of the work concentrates on optimal update rates  $\{\lambda_s\}$ . Using the performance analysis obtained in this paper one can also discuss optimal update rate in case of single source, and an appropriate game theoretic formulation in the case of multiple sources. This aspect could be of future interest. However our focus in this paper has been on a completely different aspect, the correct packets to be dropped. We continue with the same subject.

## 5 MULTIPLE SOURCES WITH ONE STORAGE

In multiple source scenarios, as the number of sources increase, the transmission chances per source gets reduced. In such heavy traffic/congested scenarios, it is inefficient to wait for the new packets. Hence we consider storage possibilities at the source. It is *sufficient to consider one storage at every source, as the old packet gets obsolete once a new packet arrives*. The waiting packet (if any) is replaced by the new arrival (of the same source). Once again with more number of sources sharing the common channel, and with rare transmission opportunities per source, one can assume that the sources always have a packet to transmit at the moment the channel becomes available/silent. This is like the well known saturation case (e.g., [10]). Thus one needs a contention resolution algorithm, which is preferably decentralized. We consider a collision based contention resolution protocol (like slotted Aloha protocol) when the transmission is over random channels, in particular Rayleigh channels.

We establish an interesting connection between Rayleigh/random channels and DOP scheme. The DOP protocol, when optimal, enjoys supremacy because of a 'reverse bus paradox'. In DOP protocol a old packet is dropped, if its transmission is not completed before the arrival of the new packet. Thus there is a natural rejection/dropping of 'bad' (long transfer time) packets, which results in optimality of DOP protocol for the cases with large variability as discussed in previous sections. When multiple sources attempt to transfer their message over (independent) random channels, there will be a similar natural rejection/dropping of the 'bad' packets (to be more precise the packets that arrived during bad channel conditions). Thus we will observe that the presence of multiple sources actually enhances the performance of each source.

## 5.1 CSMA Protocol with storage

Consider again  $S$  sources competing to transfer their messages regularly to a common destination. As already mentioned all the sources are saturated, i.e., have an update packet to transfer at the moment the channel gets silent. Each source attempts transmission independent of the other sources, source  $s$  attempts with probability  $q_s$ . The source(s) first send control packets, with a request to transmit. If the destination receives at least one of such requests successfully, it allocates the channel to the owner of one among the successfully received requests. The selected agent transfers its packet via the channel.

We assume quasi static channels: channel quality factors of each attempt (control request plus data transfer phase), corresponding to any agent, are assumed to be IID. Let  $H_s$  represent the channel gain of agent  $s$  and let  $\mathcal{A}_s$  represent the flag that agent  $s$  attempted transmission (note  $E[\mathcal{A}_s] = q_s$ ) in the current attempt chance. Then the (control) Signal to Noise plus Interference Ratio (SINR) of agent  $s$  is given by:

$$\Phi_s = \frac{|H_s|^2 \mathcal{A}_s}{\sum_{s' \neq s} |H_{s'}|^2 \mathcal{A}_{s'} + \sigma_n^2},$$

where  $\sigma_n^2$  is the noise variance. If many sources attempt together there is a collision (control SINRs are weak), but if few source(s) attempt, control packet(s) may reach the destination successfully. If the received (control) SINR is above a threshold  $\theta$ , i.e., if

$$\Phi^* := \max_s \Phi_s > \theta,$$

the control packet(s) reaches the destination successfully and the destination accepts the one with the best SINR. And then the transmission of the actual packet happens at rate inversely proportional to  $\log(1 + \text{SINR})$ , but now the SINR corresponds to the case when the selected source transmits alone. Thus the time taken to complete the transmission (if  $\Phi^*$  is greater than  $\theta$ ) equals:

$$\begin{aligned} T^* &= T_{s^*} \text{ with } T_s := \frac{C}{\log(1 + \Psi_s)}, \Psi_s = \frac{|H_s|^2}{\sigma_n^2} \text{ for any } s \text{ and} \\ s^* &\in \arg \max_s \{\Phi_s\}. \end{aligned} \quad (31)$$

In the above  $C$  is an appropriate constant. Recall the channel strengths  $\{H_{s,k}\}_k$  across various time slots (for each  $s$ ) are IID.

Any time a source transfers the fresh message. So, once the destination receives a message from the source  $s$  the age of the corresponding information reduces<sup>8</sup> to  $T_s + \xi_s$ . *Without loss of generality normalize the length of control phase to one.* Thus the age of any agent modifies in the following manner at the end of  $k$ -th attempt chance:

$$G_{s,k} = \begin{cases} \underline{T}_s + \xi_s & \text{if source } s^* = s \text{ transfers} \\ G_{s,k-1} + 1 & \text{if none transfer either due to} \\ & \text{collision or b/c none attempted} \\ G_{s,k-1} + \underline{T}_{s^*} + 1 & \text{if source } s^* \neq s \text{ transfers.} \end{cases}$$

In the above, the transfer times  $\{\underline{T}_s\}$  are special transfer times like in (28), these are the transfer times given that the corresponding

<sup>8</sup>Given a packet is in buffer, the age of the packet is exponentially distributed with the same parameter  $\lambda$ .



control SINR is the largest among all the agents, i.e.,

$$\underline{T}_s = T_s \mid \left\{ \Phi^* = \Phi_s, \Phi_s > \theta \right\}.$$

This (plus  $\xi_s$ ) is the age update at the end of successful attempt time slots, while age increases linearly in between these time slots (as in Figure 1). Once again a renewal cycle can be formed (one for each source) with renewal epochs again being the end of ( $\underline{T}$  length) time slots at which a message of the source is transferred. The source gains access to transfer its message after possibly multiple collisions as according to CSMA protocol, as in previous section. The renewal cycle is made of the time duration during which all these attempts were made, the other sources possibly transfer their messages (probably more than once also) and then the source transfers one message successfully.

As in the previous section, and with  $N_s, I_{s,t}$  etc having the same meaning and we again have the following for source  $s$  (see (27)):

$$R_{c_s,k} := R_{s,k} - R_{s,k-1} = \sum_{t=1}^{N_s-1} \left( 1 + \sum_{s' \neq s} \underline{T}_{s',t} I_{s',t} \right) + 1 + \underline{T}_s, N_s,$$

with  $I_{s,t} = \mathcal{A}_{s,t} 1_{\{\Phi_t^* = \Phi_s, \Phi_s > \theta\}}$

but with the following major differences: a) there is no waiting for message arrivals at source (i.e., no  $\{\xi\}$ ), as this corresponds to saturated situation leading from one storage, but every attempt requires one unit time slot for control packet transfer; b) there is a possibility of collision, because of which no source might transfer in all attempt slots, i.e.,  $\sum_s I_{s,t}$  need not be one always for any attempt slot  $t$ ; and more importantly c) the transfer times  $\{\underline{T}_{s,t}\}$  are not independent of source selection flags  $\{I_{s,t}\}$ .

To summarize the renewal cycle of source  $s$  has Geometric number  $N_s$  of attempt slots, some of which are of length greater than one, due to message transfer by other sources. Let  $\{\mathcal{M}_s^{s'}\}_{s' \neq s}$  represent the number of these attempt slots in which other sources transfer messages. The renewal cycle can be represented as (the attempt slot notations ( $t$ ) are appropriately readjusted):

$$R_{c_s,k} = N_s + \sum_{s' \neq s} \sum_{t=1}^{\mathcal{M}_s^{s'}} \underline{T}_{s',t} + \underline{T}_s, N_s.$$

Define the following to represent the probability that the source  $s$  succeeds in a typical attempt:

$$\phi_s := P\left(\{\Phi_s = \Phi^*\} \cap \{\Phi_s > \theta\}\right) \text{ with } \Phi^* := \max_{s'} \Phi_{s'}, \quad (32)$$

and this equals the parameter of Geometric  $N_s$ . The other sources can get access during this renewal period, i.e., during the continuous streak of attempts in which source  $s$  failed, which happens with (conditional) probability<sup>9</sup> for any  $s' \neq s$

$$\phi_s^{s'} := P\left(\{\Phi_{s'} = \Phi^*\} \cap \{\Phi^* > \theta\} \mid \{\Phi_s < \Phi^*\} \cup \{\Phi_s < \theta\}\right) = \frac{\phi_s^{s'}}{1 - \phi_s}.$$

Further  $\mathcal{M}_s^{s'}$  is the number of attempt slots successful for agent  $s'$ , among  $N_s - 1$  slots (before the renewal cycle of source  $s$  ends) and

<sup>9</sup>note

$$\begin{aligned} & \left( \{\Phi_{s'} = \Phi^*\} \cap \{\Phi^* > \theta\} \right) \cup \left( \{\Phi_{s'} = \Phi^*\} \cap \{\Phi^* > \theta\} \cap \{\Phi_s < \theta\} \right) \\ & = \{\Phi_{s'} = \Phi^*\} \cap \{\Phi^* > \theta\}. \end{aligned}$$

thus

$$\mathcal{M}_s^{s'} = \mathcal{B}(N_s - 1, \phi_s^{s'}),$$

where  $\mathcal{B}$  is binomial random variable, depending upon  $N_s$ . As in previous sections AAOI is given by (2) and we again need the first two moments  $E[R_{c_s}]$ ,  $E[(R_{c_s})^2]$ , and  $E[G_s]$ .

As already mentioned, the transfer times  $\{\underline{T}_s\}$  are the special transfer times like in (28), for example the first moment equals:

$$E[\underline{T}_s] = E\left[\frac{C}{\log(1 + \Psi_s)} \mid \Phi_s = \Phi^*, \Phi_s > \theta\right].$$

By conditioning first on  $N_s$  then on  $\{\mathcal{M}_s^{s'}\}$  we have:

$$\begin{aligned} E[R_{c_s}] &= E[N_s] + \sum_{s' \neq s} E[\mathcal{M}_s^{s'}] E[\underline{T}_{s'}] + E[\underline{T}_s] \\ &= \frac{1}{\phi_s} + \sum_{s' \neq s} \frac{1 - \phi_s}{\phi_s} \phi_s^{s'} E[\underline{T}_{s'}] + E[\underline{T}_s] \\ &= \frac{1}{\phi_s} + \sum_{s'} \frac{\phi_s^{s'}}{\phi_s} E[\underline{T}_{s'}], \\ E[G_s] &= E[\underline{T}_s] + \frac{1}{\lambda_s}. \end{aligned} \quad (33)$$

Further using the corresponding conditional independence of quantities of various attempt slots, we get (also note  $I_{s'',t} I_{s',t} = 0$  when  $s'' \neq s'$ ):

$$\begin{aligned} E[(R_{c_s})^2] &= E[(N_s)^2] + E[(\underline{T}_s)^2] + \sum_s \sum_{s' \neq s} E[\mathcal{M}_s^{s'}] E[(\underline{T}_{s'})^2] \\ &\quad + E[(N_s)^2 - 3N_s + 2] \left( \sum_{s' \neq s} E[\underline{T}_{s'}] \right)^2 + 2 \sum_{s'} E[(N_s - 1) \mathcal{M}_s^{s'}] E[\underline{T}_{s'}] \\ &\quad + 2E[N_s] E[\underline{T}_s] + 2E[N_s - 1] E[\underline{T}_s] \sum_{s' \neq s} E[\underline{T}_{s'}]. \end{aligned} \quad (34)$$

By conditioning on  $N_s$  we get for each  $s$ :

$$E[N_s] = \frac{1}{\phi_s}, \quad E[N_s^2] = \frac{2 - \phi_s}{\phi_s^2}, \quad E[\mathcal{M}_s^{s'}] = E[N_s - 1] \phi_s^{s'} = \frac{\phi_s^{s'}}{\phi_s}$$

and  $E[N_s \mathcal{M}_s^{s'}] = E[N_s (N_s - 1)] \phi_s^{s'} = \frac{2\phi_s^{s'}}{\phi_s^2}$ .

Then the AAOI of an agent is given by (2) after substituting the above expressions.

*Rayleigh Channels.* We consider a special case of Rayleigh channels and compute  $\{\phi_s\}_s$ . When  $\{H_{s,k}\}_k$  are Rayleigh for each agent then  $|H_s|^2$  is exponentially distributed with parameter  $1/(2\sigma_s^2)$ , where  $\sigma_s^2$  is the variance of the Gaussian terms, whose magnitude equals  $|H_{s,k}|^2$ .

One can easily verify that

$$\begin{aligned} \{\Phi_s \geq \Phi_{s'}\} &= \left\{ H_s^4 \mathcal{A}_s + H_{s'}^2 \mathcal{A}_s \left( \sum_{s'' \neq s} H_{s''}^2 \mathcal{A}_{s''} + \sigma_n^2 \right) \right. \\ &\quad \left. \geq H_{s'}^4 \mathcal{A}_{s'} + H_{s'}^2 \mathcal{A}_{s'} \left( \sum_{s'' \neq s'} H_{s''}^2 \mathcal{A}_{s''} + \sigma_n^2 \right) \right\} \\ &= \{H_s^2 \mathcal{A}_s \geq H_{s'}^2 \mathcal{A}_{s'}\}. \end{aligned}$$

Thus the success parameter equals:

$$\phi_s = P\left( \cap_{s' \neq s} \{H_s^2 \mathcal{A}_s \geq H_{s'}^2 \mathcal{A}_{s'}\} \cap \left\{ H_s^2 \mathcal{A}_s > \theta \sum_{s' \neq s} H_{s'}^2 \mathcal{A}_{s'} + \theta \sigma_n^2 \right\} \right).$$

When  $\theta \geq 1$ , it is clear<sup>10</sup> that:

$$\begin{aligned}\phi_{s_1} &= P\left(H_{s_1}^2 \mathcal{A}_s > \theta \sum_{s' \neq s_1} H_{s'}^2 \mathcal{A}_{s'} + \theta \sigma_n^2\right) \\ &= q_{s_1} E\left[e^{-\frac{\theta \sum_{s' \neq s_1} H_{s'}^2 \mathcal{A}_{s'} + \theta \sigma_n^2}{2\sigma_{s_1}^2}}\right], \text{ conditioning on } \sum_{s' \neq s_1} H_{s'}^2 \mathcal{A}_{s'} \\ &= q_{s_1} e^{-0.5\theta \sigma_n^2 / \sigma_{s_1}^2} \sum_{j \in \{0,1\}^{S-1}} \Pi_{l=2}^S (1 - q_{s_l})^{1-j_l} q_{s_l}^{j_l} \left(1 - j_l + j_l \frac{\sigma_{s_1}^2}{\sigma_{s_1}^2 + \theta \sigma_{s_l}^2}\right), \\ &\hspace{15em} \text{by independence.}\end{aligned}$$

In the above product over empty sets (of sources) is defined to be 1. For most of the practical scenarios, the systems operate at nominal SINRs for which  $\sigma_n^2$  is small. Approximating  $\sigma_n^2 \approx 0$  with  $\theta < 1$ , we have (when atleast one  $q_{s'} \neq 0$  with  $s' \neq s$ ):

$$\begin{aligned}\phi_s &\approx P\left(\cap_{s' \neq s} \{H_s^2 \mathcal{A}_s \geq H_{s'}^2 \mathcal{A}_{s'}\} \cap \left\{H_s^2 \mathcal{A}_s > \theta \sum_{s' \neq s} H_{s'}^2 \mathcal{A}_{s'}\right\}\right) \\ &= q_s P\left(\cap_{s' \neq s} \{H_s^2 \geq H_{s'}^2 \mathcal{A}_{s'}\}\right), \text{ conditioning on } H_s^2 \\ &= q_s E\left[\prod_{s' \neq s} \left(1 - q_{s'} + q_{s'} \left(1 - e^{-0.5H_s^2 / \sigma_{s'}^2}\right)\right)\right] \\ &= q_s E\left[\prod_{s' \neq s} \left(1 - q_{s'} e^{-0.5H_s^2 / \sigma_{s'}^2}\right)\right] \text{ and} \\ \phi_s &= q_s e^{-0.5\theta \sigma_n^2 / \sigma_s^2} \text{ when } q_{s'} = 0 \text{ for all } s' \neq s.\end{aligned}$$

In the same way, one can obtain the conditional moments  $E[T_s]$  and  $E[(T_s)^2]$  based on the range of  $\theta$ . For example,

$$\begin{aligned}E[T_{s_1}] &= \frac{1}{\phi_{s_1}} E\left[T_s; H_{s_1}^2 \mathcal{A}_s > \theta \sum_{s' \neq s_1} H_{s'}^2 \mathcal{A}_{s'} + \theta \sigma_n^2\right] \\ &= \frac{q_{s_1}}{\phi_{s_1}} \sum_{j \in \{0,1\}^{S-1}} \Pi_{l=2}^S (1 - q_{s_l})^{1-j_l} q_{s_l}^{j_l} E\left[T_s; H_{s_1}^2 > \theta \sum_{s_l \neq s_1} H_{s_l}^2 j_l + \theta \sigma_n^2\right].\end{aligned}$$

The expected values in all these expressions do not depend upon  $\mathbf{q}$ , the attempt probabilities, the parameters to be tuned for optimal design. Nevertheless, one needs to know/ estimate the terms

$$\left\{E\left[T_s; H_{s_1}^2 > \theta \sum_{s_l \neq s_1} H_{s_l}^2 j_l + \theta \sigma_n^2\right]\right\}_{j \in \{0,1\}^{S-1}}$$

to solve the relevant optimization / game theoretic problems.

**Two sources.** For the case with two sources, i.e., with  $S = 2$  the above expressions simplify as below. When  $\theta \geq 1$ ,

$$\begin{aligned}E[T_{s_1}] &= \frac{q_{s_1}}{\phi_{s_1}} \left( (1 - q_{s_2}) E\left[T_s; H_{s_1}^2 > \theta \sigma_n^2\right] \right. \\ &\quad \left. + q_{s_2} E\left[T_s; H_{s_1}^2 > \theta H_{s_2}^2 + \theta \sigma_n^2\right] \right).\end{aligned}$$

When  $\theta < 1$  and using  $\theta \sigma_n^2 \approx 0$  only for terms with  $q_{s_2} \neq 0$  we get

$$E[T_{s_1}] \approx \frac{q_{s_1}}{\phi_{s_1}} \left( (1 - q_{s_2}) E\left[T_s; H_{s_1}^2 > \theta \sigma_n^2\right] + q_{s_2} E\left[T_s; H_{s_1}^2 > H_{s_2}^2\right] \right).$$

<sup>10</sup>By conditioning on  $H_s^2$  we get:

$$P(H_s^2 > \theta H_j^2 + c) = E\left[e^{-\frac{(\theta H_j^2 + c)/(2\sigma_s^2)}{1 - \theta \sigma_s^2 / \sigma_{s'}^2}}\right] = e^{-0.5c/\sigma_s^2} \frac{\sigma_s^2}{\sigma_s^2 + \theta \sigma_{s'}^2}. \quad (35)$$

Thus by considering moderate SINRs, one can approximate for any  $\theta$  as below

$$\begin{aligned}E[T_{s_1}] &\approx \frac{q_{s_1}}{\phi_{s_1}} \left( (1 - q_{s_2}) E\left[T_s; H_{s_1}^2 > \theta \sigma_n^2\right] \right. \\ &\quad \left. + q_{s_2} E\left[T_s; H_{s_1}^2 > \max\{1, \theta\} H_{s_2}^2\right] \right) \\ E[(T_{s_1})^2] &\approx \frac{q_{s_1}}{\phi_{s_1}} \left( (1 - q_{s_2}) E\left[(T_s)^2; H_{s_1}^2 > \theta \sigma_n^2\right] \right. \\ &\quad \left. + q_{s_2} E\left[(T_s)^2; H_{s_1}^2 > \max\{1, \theta\} H_{s_2}^2\right] \right) \\ \phi_{s_1} &\approx q_{s_1} \left( 1 - q_{s_2} \frac{\max\{\theta, 1\} \sigma_{s_2}^2}{\max\{\theta, 1\} \sigma_{s_2}^2 + \sigma_{s_1}^2} \right).\end{aligned}$$

Substituting these expressions in (2) one can compute the AAOIs  $\bar{a}_1(\mathbf{q})$ ,  $\bar{a}_2(\mathbf{q})$  for any vector of attempt probabilities  $\mathbf{q} = (q_1, q_2)$ .

### Non-cooperative Game

One of the important issues in the design of CSMA protocol is the design of attempt probabilities  $\mathbf{q} := (q_1, \dots, q_S)$ . This results in a natural game theoretic setting, each agent tries to improve its own performance (e.g., AAOI). AAOI is a relatively new performance metric, while previously the performance metric, throughput, is widely used. Throughput can be defined as *the fraction of times a source gains access to transfer its packet* and it is easy to verify that the throughput of (saturated) source  $s$  equals

$$q_s \prod_{s' \neq s} (1 - q_{s'}).$$

It is well known that for the non-cooperative game corresponding to CSMA protocol with throughput as utility and without considering the cost of attempts, the Nash Equilibrium (NE)<sup>11</sup> is all ones, i.e.,  $\mathbf{q}^* = (1, \dots, 1)$ . However it is interesting to observe that the throughput of any source at this NE equals 0. Thus designers consider cooperative solutions. We will notice that we have a drastically different result when Freshness of information is considered.

### Numerical Observations

Let  $\mathbf{q} = (q_1, q_2, \dots, q_S)$  be the vector of attempt probabilities and let  $\bar{a}_s(\mathbf{q})$  the AAOI of agent  $s$ . The AAOI  $\bar{a}_s(\mathbf{q})$  equals (2) after substituting (33)-(34) and the corresponding terms. The closed form expressions are derived for all the terms describing (33)-(34), but for the conditional moments,  $E[T_s]$ ,  $E[(T_s)^2]$  etc. One needs to estimate these moments numerically and then AAOI can be computed.

We consider the following strategic form non cooperative game:

$$\left\{ \{1, \dots, S\}, \{\mathbf{q} \in [0, 1]^S\}, \{\bar{a}_s, s \in S\} \right\}$$

with AAOI as performance. We also consider cooperative solution when all the agents jointly minimize a social choice function, the average of the AAOI across all agents:

$$\min_{\mathbf{q}} \frac{1}{S} \sum_s \bar{a}_s(\mathbf{q}).$$

We begin with a two agent example in in Table 2, which shows the equilibrium solution for different values of the parameter  $\theta$ . We set  $S = 2$ ,  $\sigma^2 = (6, 10)$ ,  $C = (5, 5)$  and noise variance  $\sigma_n^2 = 0.5$ . We have tabulated the estimates of NE, cooperative solution and the

<sup>11</sup>A Nash equilibrium is a profile of strategies where no player can improve its reward by deviating unilaterally from the strategy specified in the NE.

**Table 2: With  $S = 2$  agents, with  $\bar{a} := (\bar{a}_1 + \bar{a}_2)/2$** 

$\theta$	Nash equilibrium			Cooperative Solution		
	$q_1^*$	$q_2^*$	$\bar{a}^*$	$q_1^*$	$q_2^*$	$\bar{a}^*$
0.1	1	1	5.61	1	1	5.61
0.5	1	1	5.58	1	0.92	5.54
0.6	1	1	5.55	1	0.92	5.51
0.8	1	1	5.53	1	0.92	5.47
0.9	1	1	5.52	1	0.92	5.46
1.2	1	1	5.76	1	0.82	5.60

average AAoI at respective equilibria. Interestingly the NE ( $(q_1^*, q_2^*)$  of second and third columns) as well as the cooperative solution ( $(q_1^*, q_2^*)$  of fourth and fifth columns) are both close to  $(1, 1)$ . More interestingly the *performance at NE  $(1, 1)$  is almost equal to that with cooperative solution, when  $\theta$  is small.*

A second example with  $S = 6$  agents is considered in Table 3. We consider a symmetric scenario where for each source  $\sigma_s^2 = 10$ ,  $C = 1$  and noise variance  $\sigma_n^2 = 2$ . Because of symmetry we tabulated only one component of NE as well as the cooperative solution. We observe again that  $(1, \dots, 1)$  is NE as well as the cooperative solution for small values of threshold  $\theta$  (the first two rows with  $\theta \leq 1$ ). While the cooperative solution is largely different from NE and the average AAoI is improved with cooperative solution for large  $\theta$ . However and more importantly, the average AAoI is the best (7.62) with small  $\theta$ . Thus with large number of agents it is optimal to consider low threshold (the minimum value at which the signal can be detected) and each source should attempt with probability one. With this, the NE as well as cooperative solution is the same, further they provide the best average AAoI.

Further since  $(1, \dots, 1)$  is cooperative solution as well as the NE, the players have no incentive to play differently. Thus the conclusions (cooperative and NE are almost similar) with AAoI as performance measure is drastically different in comparison with the case when throughput is considered. If one also considers SINR dependent throughput, and if the performance measure is the time average of the throughput, we may have similar conclusions with Random CSMA. This could be an interesting direction to explore in future.

This precisely is like the ‘reverse bus paradox’ that we mentioned in the beginning: with more independent choices (number of agents is high plus with  $\theta$  small, more agents are heard by the destination), and with the algorithm picking the best, update packets are transferred for shorter duration with high probability. Thus the AAoI of all the agents improves simultaneously in most of the scenarios.

## 6 CONCLUSIONS

We considered the problem of keeping the destination regularly updated with fresh information. Old information can become completely obsolete once a new update is received, when the focus is entirely about fresh information. The systems naturally become lossy, in the sense, some packets would be discarded. We developed a methodology to study the freshness of information, using average age of information (AAoI) as performance metric, for lossy systems. A packet at destination can automatically be discarded once a new update is available. However a new packet at source, while the

**Table 3: With  $S=6$  agents**

$\theta$	Nash Equilibrium		Cooperative Solution	
	$q$	$\bar{a}^*$	$q^*$	$\bar{a}^*$
0.01	1	7.62	1	7.62
0.1	1	7.65	1	7.63
0.34	1	7.84	0.82	7.80
0.4	1	8.38	0.73	8.01
0.5	1	10.04	0.55	8.39
1	1	36.67	0.37	10.52

source is in the middle of transfer of a older packet, demands an important decision: which packet to be discarded. Older packets can be transferred faster to the destination, while the new packet may have fresh information but would require more time to reach the destination. It may be wiser to base these decisions on the state of the system, the age of the previous update of the same information at destination, at the decision epoch. However two static policies, drop always the new packets (DNP) or drop always the old packets (DOP), are optimal/almost optimal among a certain class of stationary Markov policies. Further DOP is the best for small update rates, and DNP is best for large update rates for any given distribution of the transfer times. If the variance of the transfer times is higher, DOP becomes optimal for a wider range of update rates.

When multiple sources are to update their respective information at the same destination using the same medium, there exists an inherent competition. The sources attempt to regularly update their information over common wireless channel, using CSMA (carrier-sense multiple access) protocol. We derived the performance, AAoI for each source depending upon the actions (attempt probabilities) of different sources. The natural dropping of ‘bad’ packets (only the ones with good SINR are selected to transfer their message in each attempt slot) in CSMA protocol ensures that the non-cooperative solution also optimizes/ almost optimizes a social choice function. We observe that the profile of attempt probabilities that form the Nash equilibrium for Random CSMA environment also minimize the sum of the AAoI of all the agents.

## REFERENCES

- [1] Joo, Changhee, and Atilla Eryilmaz. "Wireless scheduling for information freshness and synchrony: Drift-based design and heavy-traffic analysis." Modeling and Optimization in Mobile, Ad Hoc, and Wireless Networks (WiOpt), 2017 15th International Symposium on. IEEE, 2017.
- [2] Huang, Longbo, and Eytan Modiano. "Optimizing age-of-information in a multi-class queueing system." Information Theory (ISIT), 2015 IEEE International Symposium on. IEEE, 2015.
- [3] KAUL, Sanjit, YATES, Roy, et GRUTESER, Marco. Real-time status: How often should one update?. In : INFOCOM, 2012 Proceedings IEEE. IEEE, 2012. p. 2731-2735.
- [4] Talak, Rajat, Sertac Karaman, and Eytan Modiano. "Distributed Scheduling Algorithms for Optimizing Information Freshness in Wireless Networks." arXiv preprint arXiv:1803.06469 (2018).
- [5] E. Altman, R. El Azouzi, D. Ros and B. Tuffin, "Loss Strategies for Competing AIMD Connections", Proceedings of Networking 2004, Athens, Greece, May 9–14, 2004. Extended version in Computer Networks 50, 1799-1815, 2006.
- [6] E. Altman, D. Barman, B. Tuffin and M. Vojnovic, "Parallel TCP Sockets: Simple Model, Throughput and Validation", IEEE Infocom, 2006. See also Extended Version.
- [7] Qing He, Di Yuan and Anthony Ephremides, "Optimizing Freshness of Information: On Minimum Age Link Scheduling in Wireless Systems", 14th International Symposium on Modeling and Optimization in Mobile, Ad Hoc, and Wireless Networks (WiOpt), 2016

- [8] YATES, Roy D. et KAUL, Sanjit K. Status updates over unreliable multiaccess channels. In : Information Theory (ISIT), 2017 IEEE International Symposium on. IEEE, 2017. p. 331-335
- [9] Sean P. Meyn, and Richard L. Tweedie. Markov chains and stochastic stability. Springer Science & Business Media, 2012.
- [10] Menache, Ishai, and Nahum Shimkin. "Fixed-rate equilibrium in wireless collision channels." International Conference on Network Control and Optimization. Springer, Berlin, Heidelberg, 2007.

## APPENDIX A: PROOFS

**Proof of Theorem 1:** As a first step, one can easily observe that the coefficients of the lower bound function  $f_o$  depend upon  $\theta$  only via the stationary distribution  $\pi_\theta$ , in particular only via  $\pi_\theta(0)$ , i.e.,  $f_o(\theta) = f_o(\pi_\theta(0))$ . Further the function  $\theta \mapsto \pi_\theta(0)$  is ONTO (see (17)) and hence one can equivalently optimize  $f_o$  using  $\pi := \pi_\theta(0)$ :

$$f_o(\theta) = f_o(\pi) = \frac{d_o \left( (b_n - b_o)\pi + b_o \right) + 0.5(c_n - c_o)\pi + 0.5c_o}{(d_n - d_o)\pi + d_o}.$$

The first derivative for the lower bound function is:

$$f'_o(\pi) = \frac{0.5(c_n d_o - c_o d_n) + d_o(b_n d_o - b_o d_n)}{(\pi(d_n - d_o) + d_o)^2}. \quad (36)$$

From (37) of Appendix A:

$$c_n d_o - c_o d_n = \frac{E[T^2]}{\lambda\gamma} + \left( \frac{1}{\lambda} + E[T] \right) \left( E[Te^{-\lambda T}] - \frac{(1-\gamma)}{\lambda} \right) \frac{2}{\lambda\gamma^2}.$$

Thus the numerator of the derivative (36) is proportional to,

$$\begin{aligned} & c_n d_o - c_o d_n + 2d_o(b_n d_o - b_o d_n) \\ &= \frac{E[T^2]}{\lambda\gamma} + \left( \frac{1}{\lambda} + E[T] \right) E[Te^{-\lambda T}] \left( \frac{2}{\lambda\gamma^2} - 2\frac{1}{\lambda\gamma^2} \right) \\ &\quad - \frac{1}{\lambda\gamma} \left( \left( \frac{1}{\lambda} + E[T] \right) \frac{2(1-\gamma)}{\lambda\gamma} - E[T] \frac{2}{\lambda\gamma} \right) \\ &= \frac{E[T^2]}{\lambda\gamma} + \frac{2}{\lambda^2\gamma} (E[T] - E[\Gamma]) > 0, \text{ when } d_n \geq d_o. \end{aligned}$$

Thus the derivative  $f'_o(\theta) > 0$  for all  $\theta$ , hence the lower bound  $f_o$  is increasing with  $\pi$ , and thus the unique minimizer of  $f_o$  is at  $\pi^* = 0$ . This implies the DOP scheme (see (17)) is optimal for AAoI  $\bar{a}(\cdot)$ . ■

**Proof of Theorem 2:** As before it suffices to show that the numerator of derivative of  $f_n$  (with respect to  $\pi$ ) is negative. Recall the following:

$$\begin{aligned} c_n d_o - c_o d_n &= \frac{E[T^2]}{\lambda\gamma} + \left( \frac{1}{\lambda} + E[T] \right) \left( E[Te^{-\lambda T}] - \frac{(1-\gamma)}{\lambda} \right) \frac{2}{\lambda\gamma^2}, \\ d_o &= \frac{1}{\lambda\gamma}, \quad b_o = \frac{E[Te^{-\lambda T}]}{\gamma}, \quad d_n = \frac{1}{\lambda} + E[T] \end{aligned}$$

The numerator of derivative of  $f_n$  is proportional to,

$$\begin{aligned} & c_n d_o - c_o d_n + 2d_n(b_n d_o - b_o d_n) \\ &= \frac{E[T^2]}{\lambda\gamma} + \left( \frac{1}{\lambda} + E[T] \right) E[Te^{-\lambda T}] \left( \frac{2}{\lambda\gamma^2} - \frac{2}{\gamma} \left( \frac{1}{\lambda} + E[T] \right) \right) \\ &\quad - \frac{2}{\lambda\gamma} \left( \frac{1}{\lambda} + E[T] \right) \left( \frac{1-\gamma}{\lambda\gamma} - E[T] \right) \\ &= \frac{E[T^2]}{\lambda\gamma} - \frac{2}{\lambda\gamma} \left( \frac{1}{\lambda} + E[T] \right) \left( 1 - \lambda E[Te^{-\lambda T}] \right) (d_o - d_n). \end{aligned}$$

Thus the theorem. ■

## SOME USEFUL TERMS

The estimate of the term  $c_n d_o - d_n c_o$ :

$$\begin{aligned} c_n d_o - d_n c_o &= \left( \frac{2}{\lambda^2} + E[T^2] + \frac{2E[T]}{\lambda} \right) \left( \frac{1}{\lambda} + \frac{1-\gamma}{\lambda\gamma} \right) \\ &\quad - \left( \frac{1}{\lambda} + E[T] \right) \left( \frac{2}{\lambda^2} + \frac{2(1-\gamma)}{\lambda^2\gamma} - \frac{2E[Te^{-\lambda T}]}{\lambda\gamma^2} + 2\frac{(1-\gamma)^2}{\lambda^2\gamma^2} + \frac{2(1-\gamma)}{\lambda^2\gamma} \right) \\ &= \left( \frac{2}{\lambda^2} + E[T^2] + \frac{2E[T]}{\lambda} \right) \left( \frac{1}{\lambda\gamma} \right) \\ &\quad - \left( \frac{1}{\lambda} + E[T] \right) \left( \frac{2}{\lambda^2\gamma} - \frac{2E[Te^{-\lambda T}]}{\lambda\gamma^2} + 2\frac{(1-\gamma)^2}{\lambda^2\gamma^2} + \frac{2(1-\gamma)}{\lambda^2\gamma} \right) \\ &= E[T^2] \left( \frac{1}{\lambda\gamma} \right) - \left( \frac{1}{\lambda} + E[T] \right) \left( -\frac{2E[Te^{-\lambda T}]}{\lambda\gamma^2} + 2\frac{(1-\gamma)^2}{\lambda^2\gamma^2} + \frac{2(1-\gamma)}{\lambda^2\gamma} \right) \\ &= \frac{1}{\gamma} \left( \frac{E[T^2]}{\lambda} + \left( \frac{1}{\lambda} + E[T] \right) \left( \frac{2E[Te^{-\lambda T}]}{\lambda\gamma} \right) \right) \\ &\quad - \frac{1}{\gamma} \left( \left( \frac{1}{\lambda} + E[T] \right) \left( \frac{2(1-\gamma)}{\lambda^2\gamma} ((1-\gamma) + \gamma) \right) \right) \\ &= \frac{1}{\gamma} \left( \frac{E[T^2]}{\lambda} + \left( \frac{1}{\lambda} + E[T] \right) \left( \frac{2E[Te^{-\lambda T}]}{\lambda\gamma} \right) - \left( \frac{1}{\lambda} + E[T] \right) \frac{2(1-\gamma)}{\lambda^2\gamma} \right) \\ &= \frac{E[T^2]}{\lambda\gamma} + \left( \frac{1}{\lambda} + E[T] \right) \left( E[Te^{-\lambda T}] - \frac{(1-\gamma)}{\lambda} \right) \frac{2}{\lambda\gamma^2}. \quad (37) \end{aligned}$$

By appropriate conditioning:

$$E \left[ \xi_s; \xi_s \leq \min_{s' \neq s} \xi_{s'} \right] = E \left[ \xi_s e^{-(\lambda_\Sigma - \lambda_s)\xi_s} \right] = \frac{\lambda_s}{\lambda_\Sigma^2} \quad (38)$$

$$E \left[ \xi_s^2; \xi_s \leq \min_{s' \neq s} \xi_{s'} \right] = E \left[ \xi_s^2 e^{-(\lambda_\Sigma - \lambda_s)\xi_s} \right] = \frac{2\lambda_s}{\lambda_\Sigma^3} \quad (39)$$