

Git Loss for Deep Face Recognition

Alessandro Calefati^{*1}

a.calefati@uninsubria.it

Muhammad Kamran Janjua^{*2}

mjanjua.bscecs16seecs@seecs.edu.pk

Shah Nawaz^{*1}

snawaz@uninsubria.it

Ignazio Gallo¹

ignazio.gallo@uninsubria.it

¹ University of Insubria.

Department of Theoretical and Applied
Science.

Varese, Italy

² National University of Sciences and
Technology.

School of Electrical Engineering and
Computer Science.

Islamabad, Pakistan

Abstract

Convolutional Neural Networks (CNNs) have been widely used in computer vision tasks, such as face recognition, and have achieved state-of-the-art results due to their ability to learn discriminative deep features. Conventionally, CNNs have been trained with Softmax as supervision signal to penalize the classification loss. In order to further enhance discriminative capability of deep features, we introduced a joint supervision signal, Git loss, which leverages on Softmax and Center loss functions. The aim of our loss function is to minimize the intra-class variances as well as maximize the inter-class distances. Such minimization and maximization of deep features are considered ideal for face recognition task. Results obtained on two popular face recognition benchmark datasets show that our proposed loss function achieves maximum separability between deep face features of different identities and achieves state-of-the-art accuracy on two major face recognition benchmark datasets: Labeled Faces in the Wild (LFW) and YouTube Faces (YTF).

1 Introduction

The current decade is characterized by the widespread use of deep neural networks. Similarly, deep convolutional networks have brought about a revolution in face verification, clustering and recognition [4, 14, 15, 20, 22]. Majority of face recognition methods based on deep convolutional networks (CNNs) differ along three primary attributes as explained in [4, 5]. The first is the availability of large scale datasets for training deep neural networks. Datasets such as VGGFace2 [3], CASIA-WebFace [23], UMDFaces [2], MegaFace [9] and MS-Celeb-1M [6] contain images ranging from several thousands to half a million. The second is the emergence of powerful network architectures such as Inception-ResNet [7] to train on large scale datasets. The last attribute is the development of loss functions to effectively modify inter and intra-class variations such as Contrastive loss [16], Triplet loss [15] and Center loss [20], given that Softmax penalizes only the overall classification loss.

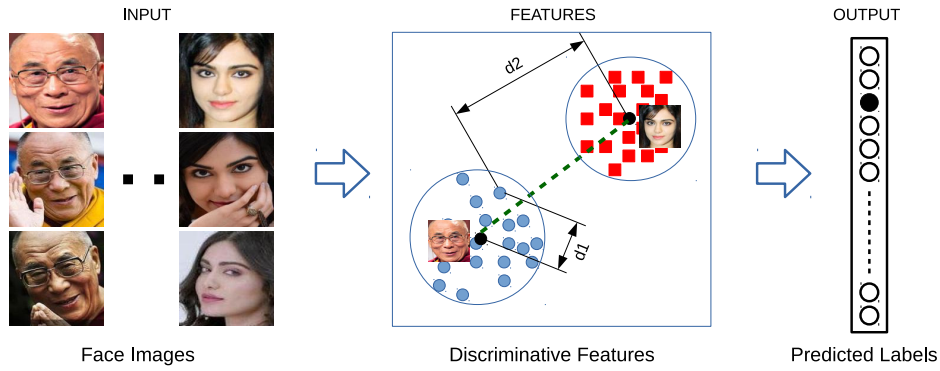


Figure 1: A toy example depicting the aim of our work: a CNN trained for face recognition supervised by our Git loss function that maximizes the distance $d2$ between features and centroids of different classes and minimizes the distance $d1$ between features and the centroid of the same class.

In this paper, we employed all three attributes associated with face recognition. We used a large scale publicly available dataset, VGGFace2, to train the powerful Inception ResNet-V1 network. We propose a new loss function named Git loss to enhance the discriminative power of deeply learned face features. Specifically, the Git loss simultaneously minimizes intra-class variances and maximizes inter-class distances. A toy example that explains our approach is shown in Figure 1. The name of the loss function is inspired from two common Git version control software commands, "push" and "pull", which are semantically similar to the aim of this work: push away features of different identities while pulling together features belonging to the same identity.

In summary, main contributions of our paper include:

- a novel loss function which leverages on Softmax and Center loss to provide segregative abilities to deep architectures and enhance the discrimination of deep features to further improve the face recognition task
- easy implementation with CNNs of the proposed loss function. Our network is end-to-end trainable and can be directly optimized by fairly standard optimizers.
- validation of our ideas comparing Git loss against different supervision signals. We evaluate the proposed loss function on available datasets, demonstrating state-of-the-art results.

The organization of the paper is as follows: we review the literature on face recognition in Section 2 and introduce our supervision signal with details in Section 3. We discuss experimental results in Section 4 followed by conclusion in Section 5.

2 Related Work

Recent face recognition works are roughly divided into four major categories: (i) deep metric learning methods, (ii) angle-based loss functions, (iii) imbalances classes-aware loss functions and (iv) joint supervision with Softmax. These methods have the aim of enhancing the discriminative power of the deeply learned face features. Deep learning methods [12, 15, 16]

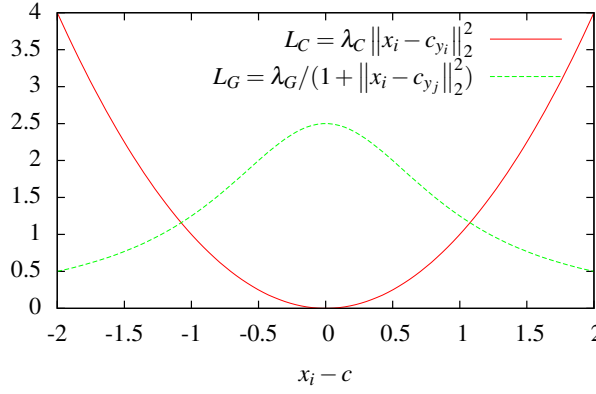


Figure 2: Graphical representation of L_C and L_G varying the distance $(x_i - c)$ in the range $[-2, 2]$. The L_G function takes a maximum value of λ_G at $x_i - c = 0$ and has an horizontal asymptote $L_G = 0$.

successfully employed triplet and contrastive loss functions for face recognition tasks. However, space and time complexities are higher due to the exponential growth of the datasets cardinality.

Deep metric learning methods focus on optimizing the similarity (contrastive loss) or relative similarity (triplet loss) of image pairs, while contrastive and triplet loss effectively enhance the discriminative power of deeply learned face features, we argue that these methods suffer from dramatic data expansion while creating sample pairs and triplets from the training set. Angular loss constrains the angle at the negative point of triplet triangles, leading to an angle and scale invariant method. In addition, this method is robust against the large variation of feature map in the dataset. ArcFace [5] maximizes decision boundary in angular space based on the L2 normalized weights and features.

Majority of loss functions do not penalize long tail distributions or imbalanced datasets. Range loss [25] uses the data in the long tail during the training process to get the k greatest ranges harmonic mean values in a class and the shortest inter-class distance in the batch. Although range loss effectively reduces kurtosis of the distribution, it requires intensive computation, hampering the convergence of the model. Furthermore, inter-class maximization is limited because a mini-batch contains only four identities. Similarly, center-invariant loss [22] handles imbalanced classes by selecting the center for each class to be representative, enforcing the model to treat each class equally regardless to the number of samples.

In joint supervision with Softmax-based methods, the discriminative power of the deeply learned face features is enhanced. The work in [20] penalizes the distance between deep features and their corresponding centers to enhance the discriminative ability of the deeply learned face features. With joint supervision of Softmax loss and Center loss function, inter-class dispersion and intra-class compactness are obtained. However, this comes with the cost of drastic memory consumption with the increase of CNN layers. Similarly, marginal loss [4] improves the discriminative ability of deep features by simultaneously minimizing the intra-class variances as well as maximizing the inter-class distances by focusing on marginal samples.

Inspired from two available works in the literature [4, 20], we propose a new loss function with joint supervision of Softmax to simultaneously minimize the intra-class variations and maximize inter-class distances.

3 The Git Loss

In this paper, we propose a new loss function called Git loss inspired from the Center loss function proposed in [20]. The Center loss combines the minimization of the distance between the features of a class and their centroid with the Softmax loss to improve the discriminating power of CNNs in face recognition.

In this work, to further improve the Center loss function, we add a novel function that maximizes the distance between deeply learned features belonging to different classes (push) while keeping features of the same class compact (pull). The new Git loss function is described in Equation 1:

$$L = L_S + \lambda_C L_C + \lambda_G L_G$$

$$= - \sum_{i=1}^m \log \frac{e^{W_{y_i}^T x_i + b_{y_i}}}{\sum_{j=1}^n e^{W_j^T x_i + b_j}} + \frac{\lambda_C}{2} \sum_{i=1}^n \|x_i - c_{y_i}\|_2^2 + \lambda_G \sum_{i,j=1, i \neq j}^m \frac{1}{1 + \|x_i - c_{y_j}\|_2^2} \quad (1)$$

where $x_i \in \mathbb{R}^d$ denotes the deep feature of the i -th samples, belonging to the y_i -th identity. The feature dimension d is set as 128, as reported in [15]. $W_j \in \mathbb{R}^d$ denotes the j -th column of the weights $W \in \mathbb{R}^{d \times n}$ in the last fully connected layer and $b \in \mathbb{R}^n$ is the bias term. c_{y_i} is the center of all deep features x_i belonging to the y_i -th identity. When the parameter $\lambda_G = 0$ the Center loss function can be obtained.

The proposed Git loss simultaneously minimizes the intra-class variances using the L_C function and maximizes the inter-class distances using the L_G function. Parameters λ_C and λ_G are used to balance the two functions L_C and L_G respectively. From the plot of L_C and L_G functions, shown in Figure 2, it can be observed how these two functions have opposite behaviors: to minimize L_C we have to reduce the distance between features and the centers, while to maximize L_G we must maximize the distance between features and all centroids of other classes. L_G is a continuous and differentiable function, thus it can be used to train CNNs optimized by the standard Stochastic Gradient Descent (SGD) [11].

4 Experiments

We report experimental results on currently popular face recognition benchmark datasets, Labeled Faces in the Wild (LFW) [8] and YouTube Faces (YTF) [21]. We also report a set of experiments to investigate the hyper-parameters associated with the loss function.

4.1 Experimental Settings

Training Data. We used data from VGGFace2 [3] dataset to train our model. It contains 3.31 million images of 9,131 identities, with an average of 362.6 images for each identity. Moreover, the dataset is characterized by a large range of poses, face alignments, ages and ethnicities. The dataset is split into train and test sets with 8,631 and 500 identities respectively, but we only used the train set. Some representative images taken from the VGGFace2 dataset are shown in Figure 4.

Data Preprocessing. The labels noise is minimized through automated and manual filtering in the VGGFace2 dataset. We applied horizontal flipping and random cropping data augmentation techniques to images, then face images are aligned using the Multi-Task

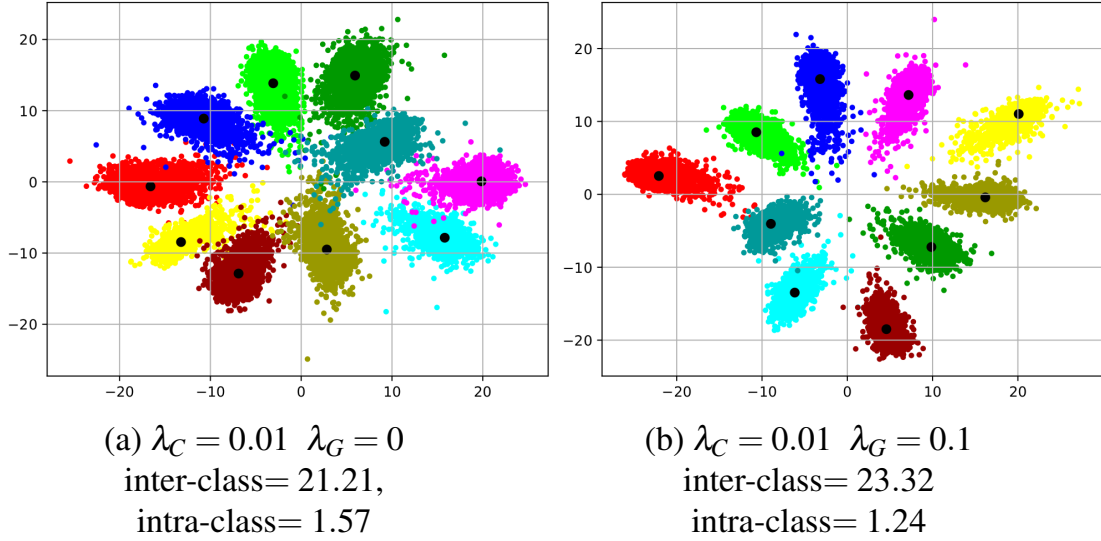


Figure 3: Two plots showing the behavior of Center loss (a) and Git loss (b) on MNIST training set. Using the Git loss function features are more compact (smaller intra-class distances) and more spaced (larger inter-class distances), further enhancing the discriminative power of deep features. Points with different colors denote features from different classes.

CNN [24] and finally cropped to a size of 160×160 pixels. We noticed that VGGFace2 contains 496 overlapping identities with LFW and 205 with YTF datasets, therefore, we removed overlapping identities from both datasets.

Network Settings. We implemented the proposed Git loss in Tensorflow [1]. The implementation is inspired from the *facenet* work, available on Github¹. We employed the Inception ResNet-V1 network architecture and processed 90 images in a batch. We used adaptive learning rate for the training process with a starting value of -1 and decreased it by a factor of 10 with Adam Optimizer [10], thus adding robustness to noisy gradient information and various data modalities across the dataset, improving the performance of the final model.

Test Settings. Deep face features (128 – *dimensional*) are taken from the output of the fully connected layer. The score is computed on the Euclidean Distance of two deep features. Threshold comparison is obtained with 10 – *fold* cross validation for verification task. We employed two different trained models for LFW and YTF datasets due to number of overlapping identities with VGGFace2 dataset.



Figure 4: Sample images taken from the VGGFace2 dataset aligned and cropped to 160×160 pixels.

¹<https://github.com/davidsandberg/facenet>

Table 1: Comparison between Center loss (λ_C) and Git loss (λ_G) on MNIST dataset. Values are obtained by averaging 10 runs. We highlighted best results compared to Center loss ($\lambda_G = 0$) for each configuration. We achieved reduced intra-class distance along with higher inter-class distance compared to Center loss.

λ_C	λ_G	Loss	Train Acc.(%)	Val. Acc.(%)	Inter Dist.	Intra Dist.
0.0001	0	0.020	99.77	98.52	85.95	8.39
0.0001	0.0001	0.0132	100.00	98.65	87.87	8.52
0.0001	0.001	0.016	99.77	98.66	89.82	8.20
0.0001	0.01	0.020	99.77	98.62	88.48	8.54
0.0001	0.1	0.032	99.61	98.46	96.76	9.56
0.0001	1	0.466	89.77	88.95	137.37	15.45
0.0001	1.5	0.641	80.63	79.56	160.28	16.91
0.0001	2	1.001	69.84	68.51	125.84	17.78
0.001	0	0.021	99.61	98.67	44.36	3.10
0.001	0.0001	0.117	96.75	95.66	51.77	4.75
0.001	0.001	0.024	99.84	98.53	47.81	3.23
0.001	0.01	0.025	99.77	98.62	46.13	3.16
0.001	0.1	0.053	99.22	98.69	51.22	3.46
0.001	1	0.779	76.10	76.33	68.77	6.55
0.001	1.5	0.460	89.22	89.06	89.67	7.45
0.001	2	0.757	80.94	81.89	96.02	9.14
0.01	0	0.025	99.65	98.89	21.36	1.09
0.01	0.0001	0.031	99.69	98.77	22.07	1.16
0.01	0.001	0.024	100.00	98.75	20.63	1.18
0.01	0.01	0.051	99.53	98.61	21.96	1.09
0.01	0.1	0.037	99.84	98.70	22.93	1.22
0.01	1	0.937	71.17	71.38	30.25	2.02
0.01	1.5	0.368	97.58	96.50	50.56	3.10
0.01	2	0.824	83.44	84.10	46.35	3.03
0.1	0	0.040	99.74	98.89	9.76	0.38
0.1	0.0001	0.049	99.53	98.85	9.65	0.42
0.1	0.001	0.024	100.00	98.96	10.33	0.38
0.1	0.01	0.026	99.92	99.00	9.76	0.37
0.1	0.1	0.040	100.00	98.96	10.99	0.37
0.1	1	1.508	57.11	57.90	10.52	0.55
0.1	1.5	1.741	53.59	54.03	10.81	1.03
0.1	2	1.536	67.98	66.65	15.43	1.03
1	0	0.031	100.00	99.00	5.12	0.14
1	0.0001	0.178	96.72	95.72	5.86	0.22
1	0.001	0.023	100.00	99.03	4.94	0.12
1	0.01	0.027	100.00	99.04	5.03	0.12
1	0.1	0.064	99.92	99.04	5.25	0.14
1	1	0.264	99.92	99.02	8.30	0.21
1	1.5	0.330	100.00	98.96	9.73	0.23
1	2	0.847	91.10	89.79	9.22	0.25

4.2 Experiments with λ_C and λ_G parameters

Parameters λ_C and λ_G are used to balance two loss functions L_C and L_G with Softmax. In our model, λ_C controls intra-class variance while λ_G controls inter-class distances. We conducted various experiments to investigate the sensitiveness of these two parameters. From Table 1, that show average result values over 10 runs on MNIST dataset, we have following outcomes: (i) smaller values of λ_C increase inter-class distance, but they also increase intra-class distances which is undesirable in face recognition. (ii) our loss function produces higher inter-class distances and lower intra-class distances. An example displaying the qualitative and quantitative results of our Git loss and Center loss is shown in Figure 3. Note that these results are obtained with a single run on MNIST dataset.

4.3 Experiments on LFW and YTF datasets

We evaluated the proposed loss function on two famous face recognition benchmark datasets: LFW [8] and YTF [21] in unconstrained environments. LFW dataset contains 13,233 web-collected images from 5,749 different identities, with large variations in pose, expression and illumination. We followed the standard protocol of *unrestricted with labeled outside data* and tested on 6,000 face pairs. Results are shown in Table 2.

YTF dataset consists of 3,425 videos of 1,595 different people, with an average of 2.15 videos per person. The duration of each video varies from 48 to 6,070 frames, with an average length of 181.3 frames. We followed the same protocol and reported results on 5,000 video pairs in Table 2.

We compared the Git loss against many existing state-of-the-art face recognition methods in Table 2. From results, we can see that the proposed Git loss outperforms the Softmax loss by a significant margin, from 98.40% to 99.30% in LFW and from 93.60% to 95.30% in YTF. In addition, we compared our results with Center loss method using the same network architecture (Inception-ResNet V1) and dataset (VGGFace2). The Git loss outperforms the Center loss, obtaining an accuracy of 99.30% as compared to 99.20% on LFW and 95.30% compared to 95.10% on YTF. These results indicate that the proposed Git loss further enhances the discriminative power of deeply learned face features. Moreover, we trained our model with 0.3M images which are far less than other state-of-the-art methods such as FaceNet [15], reported in Table 2.

5 Conclusion

In this paper, we proposed a new loss function, named Git loss, which makes deep feature more discriminable. We exploited the Softmax as supervision signal and the well-known property of the Center loss which compacts patterns of a class, lowering intra-class distances. The result is a new loss function which minimizes intra-class variations and maximizes inter-class distances simultaneously. We evaluated capabilities of the new loss function on two common face benchmark datasets such as LFW and YTF. Results obtained clearly demonstrate the effectiveness and generalization abilities of the proposed loss function.

Methods	Images	LFW(%)	YTF(%)
DeepID [16]	-	99.47	93.20
VGG Face [14]	2.6M	98.95	97.30
Deep Face [18]	4M	98.37	91.40
Fusion [19]	500M	98.37	-
FaceNet [15]	200M	99.63	95.10
Baidu [12]	1.3M	99.13	-
Range Loss [26]	1.5M	99.52	93.70
Multibatch [17]	2.6M	98.80	-
Aug [13]	0.5M	98.06	-
Center Loss [20]	0.7M	99.28	94.90
Marginal Loss [4]	4M	99.48	95.98
Softmax	0.3M	98.40	93.60
Center Loss [20]	0.3M	99.20	95.10
Git Loss (Ours)	0.3M	99.30	95.30

Table 2: Performance verification of different state-of-the-art methods on LFW and YTF datasets. The last three rows show results using the same architecture (Inception-ResNet V1) trained on the VGGFace2 dataset.

References

- [1] Martín Abadi, Ashish Agarwal, Paul Barham, Eugene Brevdo, Zhifeng Chen, Craig Citro, Greg S Corrado, Andy Davis, Jeffrey Dean, Matthieu Devin, et al. Tensorflow: Large-scale machine learning on heterogeneous distributed systems. *arXiv preprint arXiv:1603.04467*, 2016.
- [2] Ankan Bansal, Anirudh Nanduri, Carlos D Castillo, Rajeev Ranjan, and Rama Chellappa. Umdfaces: An annotated face dataset for training deep networks. In *Biometrics (IJCB), 2017 IEEE International Joint Conference on*, pages 464–473. IEEE, 2017.
- [3] Qiong Cao, Li Shen, Weidi Xie, Omkar M Parkhi, and Andrew Zisserman. Vggface2: A dataset for recognising faces across pose and age. *arXiv preprint arXiv:1710.08092*, 2017.
- [4] Jiankang Deng, Yuxiang Zhou, and Stefanos Zafeiriou. Marginal loss for deep face recognition. In *Proceedings of IEEE International Conference on Computer Vision and Pattern Recognition (CVPRW), Faces "in-the-wild" Workshop/Challenge*, volume 4, 2017.
- [5] Jiankang Deng, Jia Guo, and Stefanos Zafeiriou. Arcface: Additive angular margin loss for deep face recognition. *arXiv preprint arXiv:1801.07698*, 2018.
- [6] Yandong Guo, Lei Zhang, Yuxiao Hu, Xiaodong He, and Jianfeng Gao. Ms-celeb-1m: A dataset and benchmark for large-scale face recognition. In *European Conference on Computer Vision*, pages 87–102. Springer, 2016.
- [7] Kaiming He, Xiangyu Zhang, Shaoqing Ren, and Jian Sun. Deep residual learning for image recognition. In *Proceedings of the IEEE conference on computer vision and pattern recognition*, pages 770–778, 2016.

- [8] Gary B Huang, Manu Ramesh, Tamara Berg, and Erik Learned-Miller. Labeled faces in the wild: A database for studying face recognition in unconstrained environments. Technical report, Technical Report 07-49, University of Massachusetts, Amherst, 2007.
- [9] Ira Kemelmacher-Shlizerman, Steven M Seitz, Daniel Miller, and Evan Brossard. The megaface benchmark: 1 million faces for recognition at scale. In *Proceedings of the IEEE Conference on Computer Vision and Pattern Recognition*, pages 4873–4882, 2016.
- [10] Diederik P Kingma and Jimmy Ba. Adam: A method for stochastic optimization. *arXiv preprint arXiv:1412.6980*, 2014.
- [11] Yann LeCun, Léon Bottou, Yoshua Bengio, and Patrick Haffner. Gradient-based learning applied to document recognition. *Proceedings of the IEEE*, 86(11):2278–2324, 1998.
- [12] Jingtuo Liu, Yafeng Deng, Tao Bai, Zhengping Wei, and Chang Huang. Targeting ultimate accuracy: Face recognition via deep embedding. *arXiv preprint arXiv:1506.07310*, 2015.
- [13] Iacopo Masi, Anh Tuáñez Trážǵn, Tal Hassner, Jatuporn Toy Leksut, and Gérard Medioni. Do we really need to collect millions of faces for effective face recognition? In *European Conference on Computer Vision*, pages 579–596. Springer, 2016.
- [14] Omkar M Parkhi, Andrea Vedaldi, Andrew Zisserman, et al. Deep face recognition. In *BMVC*, volume 1, page 6, 2015.
- [15] Florian Schroff, Dmitry Kalenichenko, and James Philbin. Facenet: A unified embedding for face recognition and clustering. In *Proceedings of the IEEE conference on computer vision and pattern recognition*, pages 815–823, 2015.
- [16] Yi Sun, Yuheng Chen, Xiaogang Wang, and Xiaoou Tang. Deep learning face representation by joint identification-verification. In *Advances in neural information processing systems*, pages 1988–1996, 2014.
- [17] Oren Tadmor, Yonatan Wexler, Tal Rosenwein, Shai Shalev-Shwartz, and Amnon Shashua. Learning a metric embedding for face recognition using the multibatch method. *arXiv preprint arXiv:1605.07270*, 2016.
- [18] Yaniv Taigman, Ming Yang, Marc’Aurelio Ranzato, and Lior Wolf. Deepface: Closing the gap to human-level performance in face verification. In *Proceedings of the IEEE conference on computer vision and pattern recognition*, pages 1701–1708, 2014.
- [19] Yaniv Taigman, Ming Yang, Marc’Aurelio Ranzato, and Lior Wolf. Web-scale training for face identification. In *Proceedings of the IEEE conference on computer vision and pattern recognition*, pages 2746–2754, 2015.
- [20] Yandong Wen, Kaipeng Zhang, Zhifeng Li, and Yu Qiao. A discriminative feature learning approach for deep face recognition. In *European Conference on Computer Vision*, pages 499–515. Springer, 2016.

- [21] Lior Wolf, Tal Hassner, and Itay Maoz. Face recognition in unconstrained videos with matched background similarity. In *Computer Vision and Pattern Recognition (CVPR), 2011 IEEE Conference on*, pages 529–534. IEEE, 2011.
- [22] Yue Wu, Hongfu Liu, Jun Li, and Yun Fu. Deep face recognition with center invariant loss. In *Proceedings of the on Thematic Workshops of ACM Multimedia 2017*, pages 408–414. ACM.
- [23] Dong Yi, Zhen Lei, Shengcai Liao, and Stan Z Li. Learning face representation from scratch. *arXiv preprint arXiv:1411.7923*, 2014.
- [24] Kaipeng Zhang, Zhanpeng Zhang, Zhifeng Li, and Yu Qiao. Joint face detection and alignment using multitask cascaded convolutional networks. *IEEE Signal Processing Letters*, 23(10):1499–1503, 2016.
- [25] X. Zhang, Z. Fang, Y. Wen, Z. Li, and Y. Qiao. Range loss for deep face recognition with long-tailed training data. In *2017 IEEE International Conference on Computer Vision (ICCV)*, pages 5419–5428, Oct 2017. doi: 10.1109/ICCV.2017.578.
- [26] Xiao Zhang, Zhiyuan Fang, Yandong Wen, Zhifeng Li, and Yu Qiao. Range loss for deep face recognition with long-tailed training data. In *Proceedings of the IEEE Conference on Computer Vision and Pattern Recognition*, pages 5409–5418, 2017.