

Towards Distributed Coevolutionary GANs

Abdullah Al-Dujaili, Tom Schmedlechner, Erik Hemberg and Una-May O’Reilly

aldujail@mit.edu, tschmied@mit.edu, hembergerik@csail.mit.edu, unamay@csail.mit.edu
CSAIL, MIT, USA

Abstract

Generative Adversarial Networks (GANs) have become one of the dominant methods for deep generative modeling. Despite their demonstrated success on multiple vision tasks, GANs are difficult to train and much research has been dedicated towards understanding and improving their gradient-based learning dynamics. Here, we investigate the use of coevolution, a class of black-box (gradient-free) co-optimization techniques and a powerful tool in evolutionary computing, as a supplement to gradient-based GAN training techniques. Experiments on a simple model that exhibits several of the GAN gradient-based dynamics (e.g., mode collapse, oscillatory behavior, and vanishing gradients) show that coevolution is a promising framework for escaping degenerate GAN training behaviors.

Introduction

Generative modeling aims to learn functions that express distributional outputs. In a standard setup, generative models take a training set drawn from a specific distribution and learn to represent an estimate of that distribution. By estimate, we mean either an explicit density estimation, the ability to generate samples, or the ability to do both [14]. GANs [15] are a framework for training generative deep models via an adversarial process. They have been applied with celebrated success to a growing body of applications. Typically, a GAN pairs two networks, viz. a generator and a discriminator. The goal of the generator is to produce a sample (e.g., an image) from a latent code such that the distribution of the produced samples are indistinguishable from the true data (training set) distribution. In tandem, the discriminator plays the role of a critic to do the assessment and tell whether the samples are true data or generated by the generator. Concurrently, the discriminator is trained to discriminate optimally (maximize its accuracy), while the generator is trained to fool the discriminator (minimize its accuracy). Despite their witnessed success, it is well known that GANs are difficult to optimize. From a game theory perspective, GAN training can be seen as a two-player minimax game. Since the two networks are differentiable, optimizing the minimax GAN objective is typically carried out by (variants of) simultaneous gradient-based updates to their parameters. While it has been shown that simultaneous gradient updates converge if

they are made in *function space*, the same proof does not apply to these updates in parameter space [15]. On the one hand, a zero gradient is a necessary condition for standard optimization to converge. On the other hand, *equilibrium* is the corresponding necessary condition in a two-player game [4]. In practice, gradient-based GAN training often oscillates without ultimately reaching an equilibrium. Moreover, a variety of degenerate behaviors have been observed—e.g., *mode collapse* [5], *discriminator collapse* [27], and *vanishing gradients* [2]. These unstable learning dynamics have been the focus of several investigations by the deep learning community, seeking a principled theoretical understanding as well as practical algorithmic improvements and heuristics [2, 3, 16]. Two-player minimax black-box optimization and games have been a topic of recurrent interest in the evolutionary computing community [24, 38]. In seminal work, Hillis [19] showed that more efficient *sorting programs* can be produced by competitively co-evolving them versus their *testing programs*. Likewise, Herrmann [18] proposed a two-space genetic algorithm as a general technique to solve minimax optimization problems and used it to solve a parallel machine scheduling problem with uncertain processing times. In *competitive coevolution*, two different populations, namely solutions and tests, coevolve against each other [13]. The quality of a solution is determined by its performance when interacting with the tests. Reciprocally, a test’s quality is determined by its performance when interacting with the solutions, leading to what is commonly referred to as evolutionary arms race [10].

In this paper, we propose to pair a coevolutionary algorithm with conventional GAN training, asking whether the combination is powerful enough to more frequently avoid degenerate training behaviors. The motivation behind our proposition is of two-fold. First, most of the pathological behaviors encountered with gradient-based GAN training have been identified and studied by the evolutionary computing community decades ago—e.g., *focusing*, *relativism*, and *loss of gradients* [35, 47]. Second, there has been a growing body of work, which shows that the performance of gradient-based methods can be rivaled by evolutionary-based counterparts when combined with sufficient computing resources and data [42, 32, 26, 43]. The aim of this paper is to bridge the gap between works of the deep learning and evolutionary computing communities towards a better understanding of gradient-based and gradient-free GAN dynamics. Indeed,

one can see that the Nash Equilibrium solution concept in coevolutionary literature [37] is not that different from the notion of GAN mixtures in GAN literature [4].

We report the following contributions: *i)* For a simple parametric generative modeling problem [27] that exhibits several degenerate behaviors with gradient-based training, we validate the effectiveness of combining coevolution with gradient-based updates (mutations). *ii)* We present `Lipizzaner`, a coevolutionary framework to train GANs with gradient-based mutations (for neural net parameters) and gradient-free mutations (for hyperparameters) and learn a mixture of GANs.

Related Work

Training GANs Several gradient-based GAN training variants have been proposed to improve and stabilize its dynamics. One variant category is focused on improving training techniques for single-generator single-discriminator networks. Examples include modifying the generator’s objective [46], the discriminator’s objective [30], or both [3, 41]. Some of these propositions are theoretically well-founded, but convergence still remains elusive in practice. The second category employs a framework of multiple generators and/or multiple discriminators. Examples include training multiple discriminators [11]; training an array of specialized discriminators, each of which looks at a different random low-dimensional projection of the data [33]; sequentially training and adding new generators with boosting techniques [44]; training a cascade of GANs [45]; training multiple generators and discriminators in parallel (GAP) [22]; training a classifier, a discriminator, and a set of generators [20]; and optimizing a weighted average reward over pairs of generators and discriminators (MIX+GAN) [4]. For a theoretical view on GAN training, the reader may refer to [2, 27, 4].

Coevolutionary Algorithms for Minimax Problems. Variants of competitive coevolutionary algorithms have been used to solve minimax formulations in the domains of constrained optimization [7], mechanical structure optimization [6], and machine scheduling [18]. These early coevolutionary propositions were tailored to symmetric minimax problems. In practice, the symmetry property may not always hold. In fact, mode collapse in GANs may arise from asymmetry [14]. To address this issue, *asymmetric fitness evaluation* was presented in [21] and analyzed in [8]. Further, Qiu et al. [38] attempt to overcome the limitations of existing coevolutionary approaches in solving minimax optimization problems using differential evolution.

Methods

Notation We adopt a mix of notation used in [4, 27]. Let $\mathcal{G} = \{G_u, u \in \mathcal{U}\}$ denote the class of generators, where G_u is a function indexed by u that denotes the parameters of the generators. Likewise, let $\mathcal{D} = \{D_v, v \in \mathcal{V}\}$ denote the class of discriminators, where D_v is a function parameterized by v . Here $\mathcal{U}, \mathcal{V} \subseteq \mathbb{R}^p$ represent the parameters space of the generators and discriminators, respectively. Further, let G_* be the target unknown distribution that we would like to fit our generative model to. Formally, the goal of GAN training

is to find parameters u and v so as to optimize the objective function

$$\min_{u \in \mathcal{U}} \max_{v \in \mathcal{V}} \mathcal{L}(u, v), \text{ where}$$

$$\mathcal{L}(u, v) = \mathbb{E}_{x \sim G_*} [\phi(D_v(x))] + \mathbb{E}_{x \sim G_u} [\phi(1 - D_v(x))], \quad (1)$$

and $\phi : [0, 1] \rightarrow \mathbb{R}$, is a concave function, commonly referred to as the *measuring function*. In the recently proposed Wasserstein GAN [3], $\phi(x) = x$, and we use the same for the rest of the paper. In practice, we have access to a finite number of training samples $x_1, \dots, x_S \sim G_*$. Therefore, one can use the empirical version $\frac{1}{S} \sum_{i=1}^S \phi(D_v(x_i))$ to estimate $\mathbb{E}_{x \sim G_*} [\phi(D_v(x))]$. The same holds for G_u . Further, let \mathcal{S}_u be a distribution supported on \mathcal{U} and \mathcal{S}_v be a distribution supported on \mathcal{V} .

Basic Coevolutionary Dynamics. With coevolutionary algorithms, the two search spaces \mathcal{U} and \mathcal{V} can be searched with two different populations: the generator population $P_u = \{u_1, \dots, u_T\}$ and the discriminator population $P_v = \{v_1, \dots, v_T\}$, where T is the population size. In a predator-prey interaction, the two populations coevolve: the generator population P_u aims to find generators which evaluate to low \mathcal{L} values with the discriminator population P_v whose goal is to find discriminators which evaluate to high \mathcal{L} values with the generator population. This is realized by harnessing the neo-Darwinian notions of heredity and survival of the fittest, as outlined in Algorithm 1. Over multiple generations (iterations), the fitness of each generator $u_i \in P_u$ and discriminator $v_j \in P_v$ are *evaluated* based on their interactions with one or more discriminators from P_v and generators from P_u , respectively (Lines 2 to 7). Based on their fitness *rank* (Lines 8 to 11), the current population individuals are employed in producing next population of generators and discriminators with the help of *mutation*: a genetic-like variation operator (Lines 12 to 13), where the mutated individuals replace the current population if they exhibit a better fitness. In gradient-free scenarios, Gaussian mutations are usually applied [38, 1]. With GANs (which are differentiable nets), we propose to use gradient-based mutations for the generators and discriminators net parameters, i.e., P_u and P_v are mutated with a gradient step computed by back-propagating through one (or more) of their fitness updates (right-hand side of Lines 5 and 6). Note that the coevolutionary dynamics are not restricted to tuning net parameters. Non-differentiable (hyper)parameters can also be incorporated. In our framework, we tune the learning rates for the generator and discriminator populations with Gaussian mutations.

Spatial Coevolution Dynamics. The basic coevolutionary setup (as adapted for GAN training in Algorithm 1) has been the subject of several studies (e.g., [47, 31]) analyzing degenerate behaviors such as focusing, relativism, and loss of gradients; which correspond to mode collapse, discriminator collapse, and vanishing gradients in the GAN literature, respectively. Consequently, this has led to the emergence of more stable setups such as *spatial coevolution*, where individuals from both populations are distributed spatially (e.g.,

Algorithm 1 BasicCoevGANs($P_u, P_v, \mathcal{L}, \{\alpha_i\}, \{\beta_i\}, I$)

Input:
 P_u : generator population
 $\{\alpha_i\}$: selection probability
 I : number of generations
Return:
 P_u : evolved generator population
 P_v : evolved discriminator population

```

1: for  $i$  in  $\text{range}(I)$  do
  // Evaluate  $P_u$  and  $P_v$ 
2:  $f_{u_1 \dots u_T} \leftarrow 0$ 
3:  $f_{v_1 \dots v_T} \leftarrow 0$ 
4: for each  $u_i$  in  $P_u$ , each  $v_j$  in  $P_v$  do
5:    $f_{u_i} \leftarrow \mathcal{L}(u_i, v_j)$ 
6:    $f_{v_j} \leftarrow \mathcal{L}(u_i, v_j)$ 
7: end for
  // Sort  $P_u$  and  $P_v$ 
8:  $u_{1 \dots T} \leftarrow u_{s(1) \dots s(T)}$  with  $s(i) = \text{argsort}(f_{u_1 \dots u_T}, i)$ 
9:  $v_{1 \dots T} \leftarrow v_{s(1) \dots s(T)}$  with  $s(j) = \text{argsort}(f_{v_1 \dots v_T}, j)$ 
  // Selection
10:  $u_{1 \dots T} \leftarrow u_{s(1) \dots s(T)}$  with  $s(i) = \text{argselect}(u_{1 \dots T}, i, \{\alpha_i\})$ 
11:  $v_{1 \dots T} \leftarrow v_{s(1) \dots s(T)}$  with  $s(j) = \text{argselect}(v_{1 \dots T}, j, \{\beta_j\})$ 
  // Mutation & Replacement
12:  $u_{1 \dots T} \leftarrow \text{replace}(\{u_i\}, \{u'_i\})$  with  $u'_i = \text{mutate}(u_i, \beta_i)$ 
13:  $v_{1 \dots T} \leftarrow \text{replace}(\{v_j\}, \{v'_j\})$  with  $v'_j = \text{mutate}(v_j, \beta_j)$ 
14: end for
15: return  $P_u, P_v$ 

```

on a grid), with local interactions governing fitness evaluation, selection, and mutation. This is different from the basic coevolutionary setup in which individuals from the two populations test each other either exhaustively or employ random sampling to realize interactions [31]. Spatial coevolution has shown to be substantially successful over several non-trivial learning tasks due to its ability to maintain diversity in the population for long periods and to foster continuing arms races. We refer the reader to [49, 31] for detailed numerical experiments on the efficiency of spatial coevolution. In the context of GAN training, we distribute the generator and discriminator populations over a two-dimensional toroidal grid where each cell holds one (or more) individual(s) from the generator population and one (or more) individual(s) from the discriminator population. During the coevolutionary process, each cell (and the individuals therein) interacts with its neighboring cells. A cell’s *neighborhood* is defined by its adjacent cells and specified by its size s_n . A five-cell neighborhood (one center and four adjacent cells) is a commonly used setup. Note that for an $m \times m$ -grid, there exist m^2 neighborhoods. For the k th neighborhood in the grid, we refer to the set of generator individuals in its center cell by $P_u^{k,1} \subset P_u$ and the set of generator individuals in the rest of the neighborhood cells by $P_u^{k,2}, \dots, P_u^{k,s_n}$, respectively. Furthermore, we denote the union of these sets by $P_u^k = \cup_{i=1}^{s_n} P_u^{k,i} \subseteq P_u$, which represents the k th generator neighborhood. Note that, with $s_n = 5$ and for the k' th neighborhood whose center cell’s generator individuals $P_u^{k',1} = P_u^{k,j}$ for some $j \in \{2, \dots, s_n\}$, we have $P_u^k \cap P_u^{k'} = P_u^{k,1} \cup P_u^{k',1}$. Furthermore, $|P_u^k| = |P_u^{k'}|$ for all $k, k' \in \{1, \dots, m^2\}$ and we denote this number by N . The same notation and terminology is adopted for the discriminator population, with $P_v^k \subseteq P_v$ representing the k th discriminator neighborhood. As shown in Algorithm 2, each neighborhood k runs an instance of Algorithm 1 with the generator and discriminator populations being P_u^k and P_v^k , respectively. The difference is that the evolved populations (Line 15 of Algorithm 1) are used to update *only* the individuals of the center cells $P_u^{k,1}, P_v^{k,1}$ rather than P_u^k, P_v^k

(Lines 4 and 5 of Algorithm 2). Since there are m^2 neighborhoods, all of the populations individuals will get updated as $P_u = \cup_{k=1}^{m^2} P_u^k, P_v = \cup_{k=1}^{m^2} P_v^k$. The m^2 instances of Algorithm 1 can run in parallel in a synchronous or asynchronous fashion (in terms of reading/writing to the populations). In our implementation, we opted for the asynchronous mode for three reasons. First, asynchronous variant scales more efficiently with lower communication overhead among cells. Second, with asynchronous mode, different cells are often in different stages of the training process (i.e., compute different generations). Individuals from previous or upcoming generations may therefore be used during the training process, which further increases the diversity as well [35, 37]. Third, several works have concluded that asynchronous coevolutionary computing produces slightly better results with less function evaluations [34].

Generator Neighborhood As A Generator Mixture. Towards the end of training, $|P_u|$ generators will be available for use as generative models. And instead of using one, we propose to choose one of the generator neighborhoods $\{P_u^k\}_{1 \leq k \leq m^2}$ as a mixture of generators according to a given performance metric $g : \mathcal{U}^N \times \mathbb{R}^N \rightarrow \mathbb{R}$ (e.g., inception score [41]). That is, the best generator mixture $P_u^* \in \mathcal{U}^N$ and the corresponding mixture weights $\mathbf{w}^* \in [0, 1]^N$ —Recall that in a neighborhood, there are N generators (and N discriminators). Hence, the N -dimensional mixture weight vector \mathbf{w} —is defined as follows

$$P_u^*, \mathbf{w}^* = \arg \max_{P_u^k, \mathbf{w}^k: 1 \leq k \leq m^2} g \left(\sum_{u_i \in P_u^k, w_i \in \mathbf{w}^k} w_i G_{u_i} \right), \quad (2)$$

where w_i represents the mixture weight of (or the probability that a data point comes from) the i th generator in the neighborhood, with $\sum_{w_i \in \mathbf{w}^k} w_i = 1$. One may think of $\{\mathbf{w}^k\}_{1 \leq k \leq m^2}$ as hyperparameters of the proposed framework that can be set a priori (e.g., uniform mixture weights $w_i = \frac{1}{N}$). Nevertheless, the system is flexible enough to incorporate learning these weights in tandem with the coevolutionary dynamics as discussed next.

Evolving Mixture Weights. With an $m \times m$ -grid, we have m^2 mixture weight vectors $\{\mathbf{w}^k\}_{1 \leq k \leq m^2}$, which we would like to learn and optimize such that our performance metric g is maximized across all the m^2 generator neighborhoods. To this end, we view $\{\mathbf{w}^k\}_{1 \leq k \leq m^2}$ as a population of m^2 individuals whose fitness measures are evaluated by g given the corresponding generator neighborhoods. In other words, the fitness of the k th individual (weight vector \mathbf{w}^k) is $g(\sum_{u_i \in P_u^k, w_i \in \mathbf{w}^k} w_i G_{u_i})$. After each step of spatial coevolution of the generator and discriminator populations, the mixture weight vectors $\{\mathbf{w}^k\}_{1 \leq k \leq m^2}$ are updated with an evolution strategy (e.g., (1+1)-ES [29, Algorithm 2.1]), where selection and mutation based on the neighborhoods’ g values (Line 7 of Algorithm 2). This concludes the description of our coevolutionary proposition for training GANs with gradient-based mutations as summarized in Algorithm 2. Fig. 1 provides a pictorial illustration of the grid. We refer to our python implementation of Algorithm 2 by `Lipizzaner`.

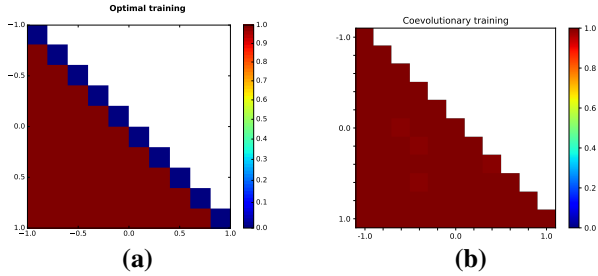


Fig. 2: Heatmap of success probability for random generator (μ_1 and μ_2) initializations for (a) a variant of gradient-based dynamics (adapted from [27]) and (b) coevolutionary GAN training dynamics. For each square, the individuals of the generator population are initialized within the corresponding range.

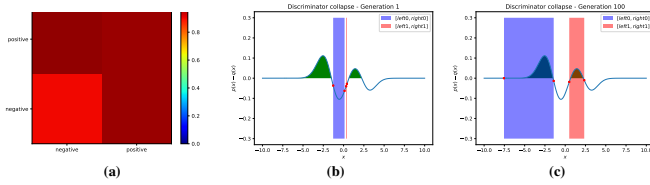


Fig. 3: (a) Heatmap of success probability for random discriminator (ℓ_1, r_1, ℓ_2, r_2) initializations for coevolutionary GAN training dynamics. The axes refer to initial fitness values for both the left ($[\ell_1, r_1]$) and the right ($[\ell_2, r_2]$) bounds, leading to four different quadrants. (b) First and (c) last generation of a coevolutionary trained GAN, initialized in a discriminator collapse setup, which corresponds to the bottom left quadrant of (a). In other words, for each square, the individuals of the discriminator population are initialized randomly such that the signs of their fitness values match those of the corresponding square.

is less than 0. Fig. 3 (b) shows an example of such bounds. In this setup, gradient-based dynamics force the bounds to collapse (i.e., $\ell_1 = r_1, \ell_2 = r_2$, see [27, Fig. 2 (c)]). On the other hand, coevolution is able to step out of the local minimum and converges to near-optimality as shown in Fig. 3 (c)—with more generations, the left bound asymptotically moves towards $-\infty$. For this scenario, the parameters of G were fixed to $\mu_1 = -1, \mu_2 = 2.5$ during the whole evolutionary process.

GAN for Images

Setup. If not stated otherwise, the experiments were conducted with Algorithm 2 on a grid size of 2×2 , and a population size of one per cell (i.e. one generator and one discriminator); despite this small size, the shown results are already promising in solving the pathologies described above. We leave experiments with larger grid size for future work and upcoming versions of this paper. At the end of each generation, the current cells individual is replaced with the highest ranked offspring individual created from the neighborhood. For gradient-based mutations of the neural net parameters, we use the Adam optimizer [23] with an initial learning rate of 0.0002, which is altered with a mutation space of $\mathcal{N}(0, 1e^{-7})$ per generation. The mixture weights are updated by an $(1 + 1)$ ES, with the mutation space of $\mathcal{N}(0, 0.01)$. Regarding the neural network topology, we used a four-layer perceptron with 700 neurons for MNIST [25], and the more complex

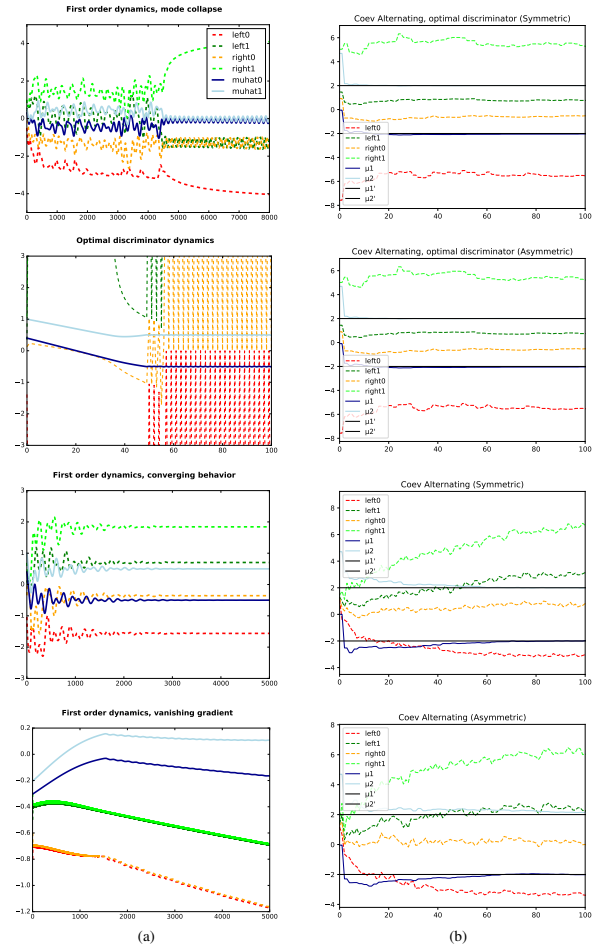


Fig. 4: Parameters convergence for the theoretical GAN model with (a) gradient-based [27] and (b) coevolutionary-based (Algorithm 1) dynamics; the curves trace the best individuals (i.e., u_1 and v_1) of each generation.

deconvolutional GAN architecture [39] for the CelebA [28] dataset. We use the *classic* GAN setup [15] instead of recent propositions (e.g., WGAN [3]). This simplifies the observation of interesting pathologies, which can be more complicated to precipitate with stable GAN implementations.

Results. As stated, we conducted our experiments on two different datasets, which were selected because of their ability to show the behaviors we are primarily interested in. The MNIST dataset [25] has been widely used in research, and especially appropriate for showing mode collapse due to its limited target space (namely the characters 0-9). Fig. 5 illustrates this behavior, and how Lipizzaner is able to prevent collapsing on few specific modes (numbers). Both results were generated after 400 generations of training on the MNIST dataset with the above-mentioned four-layer perceptron. We furthermore show comparable promising results for the CelebA dataset [28], which contains more than 200,000 images of over 10,000 celebrities’ faces. Fig. 6 shows that a non-coevolutionary DCGAN [39] collapses at a certain point and is unable to recover even after 10 more generations (with




Fig. 5: Results on the MNIST dataset. (a) contains samples from the original dataset, while (b) shows a typical example for mode collapse; the generator is primarily focused on the characters 1, 9 and 7. The data sampled from a generator trained with Lipizzaner in (c) shows that coevolution is able to create higher diversity among the covered modes.

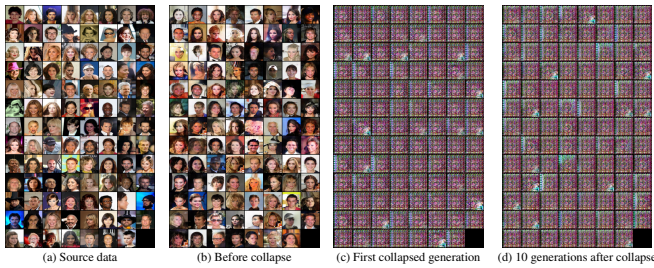


Fig. 6: Sequence of images generated without Lipizzaner based on the CelebA dataset (b) before, (c) during, and (d) 10 generations after the systems mode or discriminator collapses. The original images in (a) are shown for comparison. This figure illustrates that, without further optimizations, DCGAN is mostly not able to step out of this scenario.

each generation processing the whole dataset). Fig. 7 shows that the same GAN wrapped in the Lipizzaner framework is able to step out of the collapse in only the next generation. We furthermore note that, while the DCGAN collapse is easily repeatable, Lipizzaner was able to completely avoid this scenario in most of our experiments.

Conclusion

In this paper, we have investigated coevolutionary (in particular competitive) algorithms as an option to enhance the performance of gradient-based GAN training methods. We presented Lipizzaner, a framework that combines the advantages of gradient-based optimization for GANs with those of coevolutionary systems, and allows scaling over a distributed spatial grid topology. As demonstrated, our framework shows promising results on the conducted experiments, even without scaling to larger dimensions than other comparable approaches [4] do. Even better results may be achieved by including improved GAN types like the recently introduced WGAN [3].

References

[1] Al-Dujaili et al. On the application of Danskin’s theorem to derivative-free minimax optimization. *Int. Workshop on Global Optimization*, 2018.
 [2] Arjovsky and Bottou. Towards principled methods for training generative adversarial networks. *arXiv:1701.04862*, 2017.

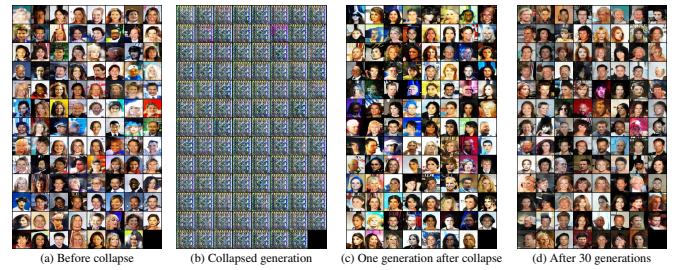


Fig. 7: Sequence of CelebA images generated by Lipizzaner (a) before, (b) during, and (c) one generation after the systems mode or discriminator collapses. Additionally, (d) shows the results generated after 30 generations. Especially when compared to Figure 6, this illustrates how Lipizzaner is able to overcome collapsed GANs.

[3] Arjovsky et al. Wasserstein gan. *arXiv:1701.07875*, 2017.
 [4] Arora et al. Generalization and equilibrium in generative adversarial nets (gans). *arXiv:1703.00573*, 2017.
 [5] Arora and Zhang. Do gans actually learn the distribution? an empirical study. *arXiv:1706.08224*, 2017.
 [6] Barbosa. A coevolutionary genetic algorithm for a game approach to structural optimization. In *JCGA*, 1997.
 [7] Barbosa. A coevolutionary genetic algorithm for constrained optimization. In *CEC*, 1999.
 [8] Branke et al. New approaches to coevolutionary worst-case optimization. In *PPSN*, 2008.
 [9] Cliff and Miller. Tracking the red queen: Measurements of adaptive progress in co-evolutionary simulations. In *ISAL*, 1995.
 [10] Dawkins and Krebs. Arms races between and within species. *Proc. R. Soc. Lond. B*, 1979.
 [11] Durugkar et al. Generative multi-adversarial networks. *arXiv:1611.01673*, 2016.
 [12] Ficici and Pollack. A game-theoretic memory mechanism for coevolution. In *GECCO*, 2003.
 [13] Floreano and Mattiussi. *Bio-inspired artificial intelligence: theories, methods, and technologies*. MIT press, 2008.
 [14] Goodfellow. Nips 2016 tutorial: Generative adversarial networks. *arXiv:1701.00160*, 2016.
 [15] Goodfellow et al. Generative adversarial nets. In *NIPS*, 2014.
 [16] Gulrajani et al. Improved training of wasserstein gans. In *NIPS*, 2017.
 [17] Harper. Evolving robocode tanks for evo robocode. *Genetic Programming and Evolvable Machines*, 2014.
 [18] Herrmann. A genetic algorithm for minimax optimization problems. In *CEC*, 1999.
 [19] Hillis. Co-evolving parasites improve simulated evolution as an optimization procedure. *Physica D: Nonlinear Phenomena*, 1990.
 [20] Hoang et al. Multi-generator generative adversarial nets. *arXiv:1708.02556*, 2017.
 [21] Jensen. A new look at solving minimax problems with coevolutionary genetic algorithms. In *Metaheuristics: computer decision-making*, 2003.
 [22] Jiwoong Im et al. Generative adversarial parallelization. *arXiv:1612.04021*, 2016.
 [23] Kingma and Ba. Adam: A method for stochastic optimization. *arXiv:1412.6980*, 2014.
 [24] Laskari et al. Particle swarm optimization for minimax problems. In *CEC*, 2002.
 [25] Yann LeCun. The mnist database of handwritten digits, 1998.
 [26] Lehman et al. Es is more than just a traditional finite-difference approximator. *arXiv:1712.06568*, 2017.
 [27] Li et al. Towards understanding the dynamics of generative adversarial networks. *arXiv:1706.09884*, 2017.
 [28] Liu et al. Deep learning face attributes in the wild. In *ICCV*, 2015.
 [29] Loshchilov. *Surrogate-assisted evolutionary algorithms*. PhD thesis, 2013.
 [30] Metz et al. Unrolled generative adversarial networks. *arXiv:1611.02163*, 2016.
 [31] Mitchell. Coevolutionary learning with spatially distributed populations. *Computational intelligence: principles and practice*, 2006.
 [32] Morse et al. Simple evolutionary optimization can rival stochastic gradient descent in neural networks. In *GECCO*, pages 477–484. ACM, 2016.
 [33] Neysabur et al. Stabilizing gan training with multiple random projections. *arXiv:1705.07831*, 2017.
 [34] Nielsen et al. Novel efficient asynchronous cooperative co-evolutionary multi-objective algorithms. In *CEC*, 2012.
 [35] Nolfi and Floreano. Coevolving predator and prey robots: Do “arms races” arise in artificial evolution? *Artificial life*, 1998.
 [36] Oliehoek et al. The parallel nash memory for asymmetric games. In *GECCO*, 2006.
 [37] Popovici et al. Coevolutionary principles. In *Handbook of natural computing*, 2012.
 [38] Qiu et al. A new differential evolution algorithm for minimax optimization in robust design. *IEEE transactions on cybernetics*, 2017.
 [39] Radford et al. Unsupervised representation learning with deep convolutional generative adversarial networks. *arXiv:1511.06434*, 2015.
 [40] Rosin and Belew. New methods for competitive coevolution. *Evolutionary computation*, 5(1):1–29, 1997.
 [41] Salimans et al. Improved techniques for training gans. In *NIPS*, 2016.
 [42] Salimans et al. Evolution strategies as a scalable alternative to reinforcement learning. *arXiv:1703.03864*, 2017.
 [43] Stanley and Clune. Welcoming the era of deep neuroevolution, 2017.
 [44] Tolstikhin et al. Adagan: Boosting generative models. In *NIPS*, 2017.
 [45] Wang et al. Ensembles of generative adversarial networks. *arXiv:1612.00991*, 2016.
 [46] Warde-Farley et al. Improving generative adversarial networks with denoising feature matching, 2016.
 [47] Watson and Pollack. Coevolutionary dynamics in a minimal substrate. In *GECCO*, 2001.
 [48] Wierstra et al. Natural evolution strategies. In *Congress on Computational Intelligence*, 2008.
 [49] Williams and Mitchell. Investigating the success of spatial coevolution. In *GECCO*, 2005.