

Tiered Object Storage using Persistent Memory

Johnu George, Ramdoot Pydipaty, Xinyuan Huang, Amit Saha, Debojyoti Dutta
Cisco Systems

Gary Wang, Uma Gangumalla
Intel Corporation

Abstract

Most data intensive applications often access only a few fields of the objects they are operating on. Since NVM provides fast, byte-addressable access to durable memory, it is possible to access various fields of an object stored in NVM directly without incurring any serialization and deserialization cost. This paper proposes a novel tiered object storage model that modifies a data structure such that only a chosen subset of fields of the data structure are stored in NVM, while the remaining fields are stored in a cheaper (and a traditional) storage layer such as HDDs/SSDs. We introduce a novel linear-programming based optimization framework for deciding the field placement. Our proof of concept demonstrates that a tiered object storage model improves the execution time of standard operations by up to 50% by avoiding the cost of serialization/deserialization and by reducing the memory footprint of operations.

1 INTRODUCTION

Persistent Memory (PMEM) [24], also known as Non Volatile Memory (NVM) or Storage Class Memory (SCM) is one of the disruptive trends in the compute technology landscape. Unless mentioned otherwise, this article uses NVM, NVRAM, NVDIMM, pmem, persistent memory, and storage class memory interchangeably. In addition to providing data durability, these memories are byte addressable and have access speeds comparable to that of DRAM. For example, the imminent dual in-line non-volatile memory (NVDIMM) from Intel, 3D-XPoint [10], touts an access latency of around 500 nanosecond (ns), i.e., within an order of magnitude of DRAM (100 ns) and much faster than the 30,000 ns for NVMe-SSDs, which are simply faster block devices.

Most applications use few fields of entire objects during computation. For example, several real-time data logging applications are interested only in a few (3–5) fields embedded in log lines. Similarly, large graph processing applications often access a small subset of the graph structure. For example, Facebook’s graph API [8] returns more than fifty fields in response to a query for a user. But, an algorithm that is looking for, say, connections in similar age group or living in the same geographical area of a specified user, need not access the all fields of the object representing the user.

In our proposal, objects are no longer considered a single entity in any layer (unlike caching system). Fields of the objects that can stay volatile are kept in DRAM, whereas fields that need persistence, are either kept in pmem, or on disk in serialized form. This reduces main memory usage and fits more objects in pmem. This leads to more efficient use of pmem space since pmem is more expensive than DRAM. Additionally, since other fields are not needed for the computation, this avoids disk access, thus speeding up the processing. In case of garbage collected languages such as Java, this

reduction of memory usage leads to less frequent garbage collection triggers, directly improving the running time of applications.

Contributions

The contributions of this paper are as follows:

- (1) A novel tiered storage layout that allows distributing individual fields of a single data structure into multiple storage layers at run time.
- (2) A novel technique called *profiled tagging* where the results of benchmarking applications are fed into a linear-programming optimization framework to determine fields to be stored in pmem given the system and cost characteristics.
- (3) Finally, our evaluation on *k*-means clustering and graph search demonstrates that the proposed model indeed improves performance considerably.

The rest of the paper is organized as follows. In Section 2 we differentiate our work from prior related work. We present the proposed tiered storage design in Section 3. We present our evaluation in Section 4 and finally, we conclude in Section 5.

2 RELATED WORK

The existing work in providing a file system access to persistent memory, such as BPFS [19], PMFS [20], and SCMFS [29] are irrelevant to our work. The NVM based file system by Wei et al. [28], keeps meta-data in NVM (making meta-data access fast and persistent) while keeping the actual objects in slower hard disks. This is an example of a tiered file system but is not extensible to individual data structures,

Unlike this proposal, data structures specifically designed for NVM such as, NV-heaps [18], Write Optimized Radix Tree (WORT) [22], and Consistent and Durable Data Structure (CDDS) [26], do not consider splitting up individual data structures. Malicevic et al. [23] intelligently certain strategic data structures in DRAM (as opposed to NVM) to avoid the delay of accessing NVM. Similarly, Dullloor et al. [21] store some data structures in DRAM and the rest in NVM, with the goal of avoiding application slowdown by moving data structures out of DRAM to NVM. Unlike this proposal, these works do not address the *real possibility of splitting up individual data structures by storing different fields in different types of memory*.

Mnemosyne [27] is an interface for creating, managing, and maintaining consistency in data structures stored on persistent memory. This work introduced the concept of user defined annotation (*psstatic*) that allows the system to identify which objects are to be persisted. We use a similar annotation for manual tagging of data structure fields (Section 3.3). But, that is where the similarity ends.

Wei et al. [28] proposed a NVM based file system that keeps meta data in NVM (thus making meta data access fast and persistent)

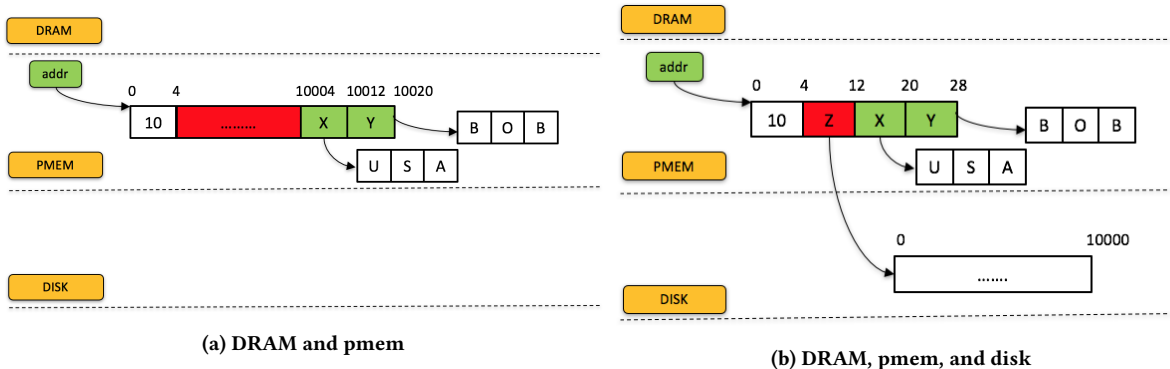


Fig. 1: Partitioning of data object among various locations. The “age” field starts at byte offset 0 and the “image” field starts at byte offset 4 from the object start address (assuming the Integer size is 4 bytes). Variable sized fields are stored via indirections whereas fixed sized fields are stored directly.

while keeping the actual objects in slower hard disks. This is an example of a tiered storage system but from a file system point of view. It is not extensible to individual data structures, which is the focus of the work presented in this paper.

Alluxio [1] uses cache tiering, assuming that tiers are ordered from top to bottom based on I/O performance. This top to bottom hierarchy is not valid anymore with NVM since NVM has hybrid features of both durability and byte addressability. To the best of our knowledge, this is the first proposal to split individual data structures and store the different fields in different tiers of a hybrid, tiered storage system.

Andrei et al. [17] modified the SAP HANA, a column-oriented RDMS, to include NVRAM. They specifically put the *Main Column Fragments* in NVRAM because they did not want to fundamentally change the structure of the DBMS because that would make the changes less likely to be adopted in production. Their changes are specific to SAP HANA and they do not suggest splitting up individual data structures.

The idea of splitting up a data structure and storing them into different types of memory has some similarity to the concept of *Binary Large Objects* (BLOBs) that is commonly used in databases for storing large binary objects, such as images and binary files. BLOB is an implementation trick and it could be envisioned that a similar technique can be used to implement the proposal made in this paper. Our approach, as described next, is different.

3 DESIGN

Though the overall idea is applicable to other languages, we base our design on Java because it is one of the most popular programming languages [6] used in many popular big data frameworks like Apache Hadoop [3], Apache Spark [7], and Apache Flink [2].

3.1 Tiered Storage Layout

Let us consider a traditional object, *person*, in which the “age”, “place”, and “name” fields are most frequently accessed (by say a search program) whereas the “image” field is only retrieved if the object matches a search and the person’s image has to be displayed. A traditional object does not have the annotations “@pmem” or “@disk” as shown in Listings 1 and 2. Traditionally, in spite of

the “image” being seldom accessed, the entire object has to be brought into heap (DRAM) when the object is searched. Since we are presenting in a Java context, unless otherwise mentioned, “DRAM” and “heap” are used interchangeably.

Tiered storage layout uses *fixed sized record format* so that the field offsets are based on the field type. Primitive data types and arrays have fixed storage sizes (e.g., short – 2 bytes, int – 4 bytes, long – 8 bytes), while variable sized containers, including *Strings*, are stored indirectly via a *long* value that points to a buffer containing the actual contents of the variable.

Listing 1: Annotated object with all fields in pmem

```
object person {
    @pmem_ int age;
    @pmem_ byte[10000] image;
    @pmem_ string place;
    @pmem_ string name;
}
```

Listing 2: Annotated object with just “image” on disk

```
object person {
    @pmem_ int age;
    @disk_ byte[10000] image;
    @pmem_ string place;
    @pmem_ string name;
}
```

Traditional object definitions are annotated as shown in Listing 1 (all fields, including “image”, are stored in pmem) and in Listing 2 (only “image” is stored in disk and others are stored in pmem). This annotation can be done either by manual tagging (Section 3.3) or profiling (Section 3.4). The actual data for variable sized field is stored separately while its address is stored in the parent object field. The difference in the object layout is depicted in Figure 1. Figure 1a corresponds to Listing 1 and shows an object layout in which all fields are stored in pmem thus allowing the encompassing object to be persistent (unlike a traditional DRAM based model). Figure 1b corresponds to Listing 2 and shows a layout in which the “image” field is stored in disk whereas the rest are stored in NVM. This saves valuable NVM space by keeping only *the frequently accessed* fields in NVM.

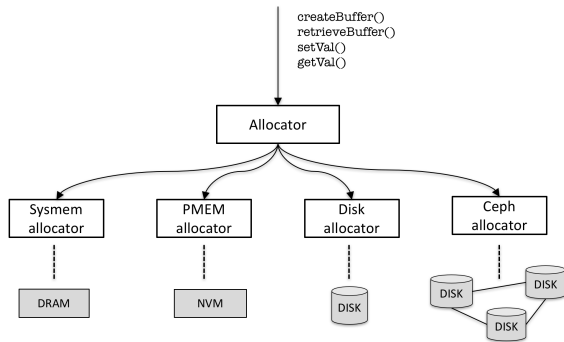


Fig. 2: Different types of allocators behind a generic API set. The specific names of the APIs would be implementation dependent. For persistent memory, libraries such as *libpmemobj* [13] can be used to implement memory allocation and transaction semantics on the underlying non-volatile memory.

3.2 Generic Storage API

In order to be compatible with a large set of underlying storage devices, each device type is modeled as a storage allocator that implements GET/SET APIs to read and write to the corresponding devices (Figure 2). There are allocators for system memory, persistent memory, HDD, SSD, and distributed file systems like Ceph. Each storage allocator abstracts the underlying device capabilities hiding the details of its back-end implementation and implements GET/SET APIs to read and write to the corresponding device.

Listing 3: Generated APIs for “person” class of Listing 2. PmemAllocator is the allocator for read/write to pmem and DiskAllocator is the allocator for disk.

```

class DurablePerson {
...
/* 'addr' is start address of person object */
void setAge (int age) {
    PmemAllocator.setVal(addr + 0, age);
}
int getAge() {
    return PmemAllocator.getVal(addr + 0);
}
void setImage (byte[] image) {
    Z = DiskAllocator.createBuffer(image);
    PmemAllocator.setVal(addr + 4, Z);
}
byte[] getImage () {
    Z = PmemAllocator.getVal(addr + 4);
    return DiskAllocator.retrieveBuffer(Z);
}
void setPlace (string place) {
    X = PmemAllocator.createBuffer(place);
    PmemAllocate.setVal(addr + 12, X);
}
string getPlace () {
    X = PmemAllocator.getVal(addr + 12);
    return PmemAllocator.retrieveBuffer(X);
}
...
}

```

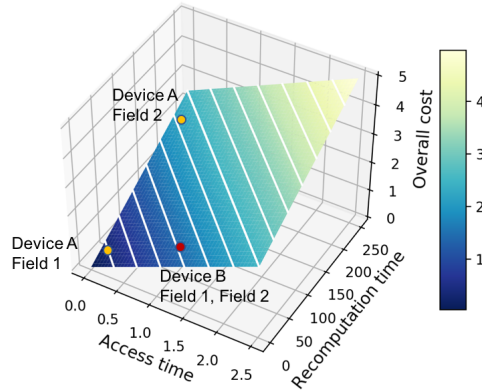


Fig. 3: Device selection for 2 different fields in a simulation.

As shown in Listing 3, the setImage() function uses a disk allocator (since Listing 2 annotates “image” to be in disk) to create space for the image in disk and then stores a reference to the space in pmem at an offset of 4 from the start of the addr variable. The setPlace() function does a similar thing but uses the pmem allocator (since Listing 2 annotates “place” to be in pmem). The corresponding getImage() and getPlace() do the appropriate gets.

3.3 Manual Tagging

In manual tagging, the object fields are manually tagged with the intended storage types. Multiple tags can be associated with the same field. At run time, the storage type is decided dynamically based on the available storage space. For example, for a field with tags of “@pmem” and “@disk”, after putting the other fields that must be stored in pmem (as specified by the user), if there is enough space in pmem, the field will be stored in pmem, else it will be stored on disk. Automatic data promotion/demotion is supported when multiple tags are defined. For example, the field might initially be stored in pmem but at a later point of time be shunted out to disk due to some other field that must be stored in pmem. The major disadvantage of this approach is that the user has the non-trivial job of understanding the usage pattern of the object fields.

3.4 Profiled Tagging

As opposed to manual tagging, in profiled tagging, each application has to be profiled a priori by running the application on representative data sets. The profiled data is used to determine the storage type of the fields. We define the following terms to better formulate the problem:

- C : Access Time Matrix where C_{ij} corresponds to the access time of field i in device j . Access time is the total time for field access (read/write) on the device. If a device, such as SSD/HDD, does not support byte addressability, extra serialization/deserialization cost adds to the value. *Serialization cost* is the cost of serializing a memory resident data structure for writing to a block device; *de-serialization cost* is the inverse cost of reading a serialized

version of a data structure from disk and converting it into a memory resident data structure.

- F : Frequency vector where F_i corresponds to access frequency of a field i during a benchmark run.
- S : Storage space vector where S_j corresponds to total storage capacity of device j in bytes
- R : Recomputation Time Matrix where R_{ij} corresponds to the time required to recompute the field i (recover the data’s *pre-failure status*) from device j .
- P : Failure probability vector where P_j corresponds to the failure probability of device j .
- B : Field size vector where B_i corresponds to size in bytes required to store the field.
- X : Total number of objects to be stored.
- a_{ij} : Binary variable that indicates if field i is stored in device j .

We use an Integer Linear Programming (ILP) formulation to find the best storage type for each object field as suggested by the collected profiled data. The optimized object storage cost for all objects, $TotalObjectStorageCost$, can be defined as the following minimization problem:

$$\begin{aligned} \text{minimize } & \sum_j \sum_i (F_i C_{ij} a_{ij} + F_i R_{ij} P_j a_{ij}) \\ \text{subject to } & (X \sum_i B_i a_{ij}) < S_j, \forall j \end{aligned} \quad (1)$$

The first term ($F_i C_{ij} a_{ij}$) is the cost to access field i on device j under normal program execution *without failure*, i.e., the product of the field’s access time and access frequency on the device. The second term ($F_i R_{ij} P_j a_{ij}$) is the cost of accessing field i on device j *under failure*, i.e., the product of the field’s access frequency, the field’s recomputation time under failure, and the probability of failure on the corresponding device.

Let us consider a simple scenario where an object containing 2 fields (Field 1 and Field 2) is being processed in a simulated environment with 2 different storage devices (Device A and Device B). An iterative computation task is applied to each field of data, where number of iterations indicates complexity of computation (e.g., assume that each field stores a vector of real numbers, at each iteration a matrix multiplication is applied to the data that transforms it to a new vector and stores it back to the device). Suppose, Device A is a DRAM and Device B is a PMEM, a single iteration of computation is applied to Field 1 whereas 10 iterations of computation are applied to Field 2. As shown in Fig. 3, given empirical values of access time (e.g., 0.1 us for DRAM [12], 1 us for pmem, i.e., 10 times higher access latency than DRAM) and a failure rate of 1%, the recomputation time for Device A (R_{1A}, R_{2A}) is proportional to the complexity of computation on a failure that results in memory loss, whereas the recomputation time for Device B (R_{1B}, R_{2B}) remains constant. In this example, the optimal device choice is PMEM due to its lower recomputation cost on failure. Since this is based on a simulation, further work is needed to obtain numbers from more experiments on actual NVDIMM hardware. It is quite possible that the surface as shown in Fig. 3 might not be as smooth.

Since the profile data for any application is specific to the data sets on which the profiling was performed, a database of the properties of the data sets and the corresponding profiled data can be

maintained. This would allow *estimating* profiled data for unseen data sets using standard prediction techniques. If the new data sets are not very different than the data sets on which the profiling was run, such prediction could save reduce time spent in profiling.

3.5 End-to-End Work flow

We complete the design section with an overview of the end-to-end work flow. To start off, the traditional class definition is tagged either manually (Section 3.3) or via application profiling (Section 3.4). This tagging is used to generate a new class definition that has APIs (Listing 3) to read and write the fields of the class. Finally, the generated class, instead of the original class, is instantiated in the application code (Listing 4), and the generated APIs are used to read/write the fields of this new, *durable* version of the class.

Listing 4: Using the generated durable class

```
DurablePerson newPerson = new DurablePerson();
/* addr = newPerson.handler();
   addr is internally managed */
newPerson.setAge(10);
newPerson.setImage(byte[1000]{...});
newPerson.setPlace("USA");
newPerson.setName("BOB");
```

The proposed tiered storage layout is further extended to *durable collections* such as lists, maps, arrays, and trees. Durable collections provide durable implementations of the corresponding Java collections in a transparent way and these collections can be used through their GET/SET/DELETE APIs without knowing their underlying storage layout.

4 EVALUATION

We considered the following layouts for our evaluation:

- NO-PMEM refers to a storage layout where all fields needed for computation are loaded in DRAM. Current available systems fall in this category.
- ALL-PMEM refers to a storage layout where all fields lie in PMEM (Figure 1a and Listing 1).
- SELECT-PMEM refers to a storage layout where selected object fields lie in PMEM while others lie in slow storage (disk) based on the annotations (Figure 1b and Listing 2).

In ALL-PMEM and SELECT-PMEM layouts, the Java heap just contains the holders to the actual storage in the underlying devices. Actual data gets into heap only if accessed, else data stays in the storage. This leads to lower heap usage and fewer garbage collection invocations. Since NVDIMM hardware are not yet available, we had to emulate NVDIMM by carving out space from DRAM at `/dev/pmem` and placing an `ext4` filesystem on the device as outlined in the Persistent Memory Wiki [14].

4.1 k -means Clustering

The input dataset is created using a random generator and data is stored on SSD. The dataset contains 100 million records each with 12 dimensions. Buffers are cleared after each run. Tiered Storage layout experiment uses PMemRDD, implemented using a variant of Apache Mnemonic [4], while by default Spark uses regular RDD.

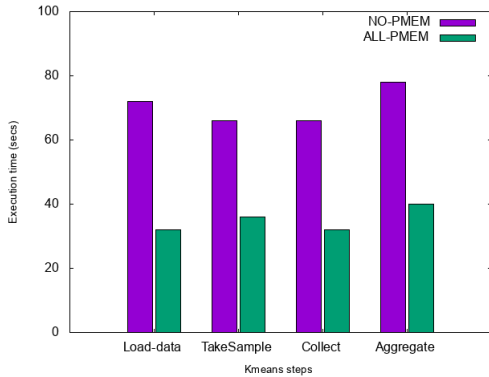


Fig. 4: Impact on major steps of k -means algorithm. The experiments are run on Haswell EP with 75 E5-2699 v3 cores, running at 2.3 GHz, with 246 GB DDR4-2133 RAM and 1.6 TB SSD accessed over a SATA 3.0 (6.0 Gbps) interface. The machine ran CentOS 7 with JDK8 and Apache Spark 1.5.0, running 20 executors with 4 GB JVM heap and 3 cores, and using ParallelOldGC as the garbage collector. The system memory was capped at 128 GB using a dummy ramfile.

GC (Sum of 20 executors)	Default	Tiered Storage	Tiered Storage/Default
FullGC (count)	23	12	0.522
YoungGC (count)	1310	864	0.660
FullGC pause (sec)	129.26	59.52	0.460
YoungGC pause (sec)	225.98	158.79	0.460
Total GC pause (sec)	355.34	218.31	0.614

Table 1: Garbage collection statistics. Both Full GC and Young GC invocations are reduced substantially.

PMemRDD is the durable implementation of Spark’s resilient distributed dataset (RDD) in which generic objects are persisted into durable memory partitions.

Figure 4 shows that there is 50% improvement in benchmark execution time and in all major steps (X-axis) of the benchmark. First, there is no extra serialization-deserialization (SerDes) cost involved when the data is loaded using PMemRDD (ALL-PMEM). PMemRDD takes advantage of NVM’s byte-addressability feature by directly loading objects from pmem each time. While in the default case (NO-PMEM) data has to be loaded from input disk adding SerDes overhead. And second, number of garbage collection invocations are 40% fewer than the default execution, as shown in Table 1. In ALL-PMEM case, PMemRdd processes non-volatile objects directly from pmem without generating unnecessary temporary objects leading to lower heap pressure and hence fewer GC triggers, thus improving the overall performance. The impact of lower heap pressure is well known and its positive impact has been previously reported by Nguyen et al. [25], which presents compiler optimizations to reduce the number of runtime heap objects.

4.2 Graph Benchmark

For graph benchmarks, we chose Facebook [16] datasets from Stanford Large Network Dataset Collection. The experiments were run on an Intel NUC, 6th generation i7-6770HQ processor 2.6 GHz, Quad Core, 32 GB RAM and 512 GB SSD. The Java heap is set to 4 GB while a separate 5 GB of system memory is reserved as persistent memory. Both datasets contain a list of nodes with their

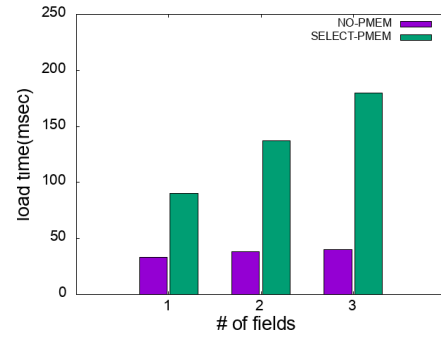


Fig. 5: Load time, Graph

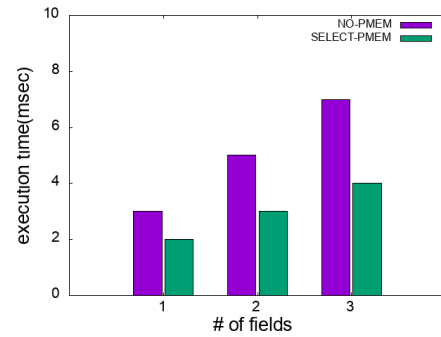


Fig. 6: Execution time, Graph

friends or circles and their associated features. The dataset has >80,000 *edges* (relations between nodes) in the network. Features were selected at random for the experiments. We ran benchmarks on graph search queries with varying number of search constraints. For example, a *two* field benchmark in Fig. 5 translates to “Return all friends who work at company X and live in city Y”. With SELECT-PMEM, all features used in the search are stored in pmem while others reside in disk.

Loading time in Fig. 5 refers to the time taken to load data from a file stored in disk to the target storage (for NO-PMEM, data is loaded into heap and for SELECT-PMEM, data is loaded into tiered storage). As expected, the data loading time is higher for SELECT-PMEM when compared to NO-PMEM. Higher loading cost is due to extra bookkeeping required to create the tiered storage data layout. However, Fig. 6 shows that SELECT-PMEM layout shows 30-40% performance improvement in execution time over NO-PMEM. With increase in search constraints, loading time and execution time both increase because more data is processed.

5 CONCLUSION AND FUTURE WORK

This paper presents a tiered storage model in which fields of individual data structures are stored in different storage layers. Our idea is to use profiling to decide the field-to-layer mapping in an application specific manner. The paper also presents a novel modeling of the problem as an integer linear programming problem. We show that our tiered model leads to an execution speed up of up to 50%. This is due to a few reasons — first, it avoids serialization and deserialization cost unless absolutely needed and second, it reduces

the footprint of applications in DRAM. This also ensures that both main memory and the costlier PMEM are better utilized.

We are currently implementing tiered storage layout in Apache Mnemonic [4] including durable collections [5]. Our immediate goal is to evaluate the proposal using real NVDIMM hardware. Real hardware is especially important to evaluate cases where the entire working set cannot fit into pmem and hence data has to be moved in and out of pmem.

A possible enhancement is to augment the traditional distributed storage layer with a *distributed tiered storage layer* that can be implemented using RDMA technologies such as InfiniBand [9], RDMA over Converged Ethernet (RoCE) [15], and Internet Wide Area RDMA protocol (iWARP) [11]. The distributed implementation inherits all properties of proposed tiered storage layout and adds scalability to meet future storage needs. We believe this paper is a first step towards several new directions in tiered data layout for data intensive systems.

REFERENCES

- [1] Alluxio - open source memory speed virtual distributed storage. <http://www.alluxio.org/docs/master/en/Tiered-Storage-on-Alluxio.html>.
- [2] Apache flink. <https://flink.apache.org/>.
- [3] Apache hadoop. <http://hadoop.apache.org/>.
- [4] Apache Mnemonic: An open source java-based storage-class memory oriented durable object platform for linked objects processing and analytics. <https://mnemonic.apache.org/>.
- [5] Apache Mnemonic durable collections. <https://github.com/apache/mnemonic/tree/master/mnemonic-collections>.
- [6] Apache projects by language. <https://projects.apache.org/projects.html?language>.
- [7] Apache spark. <https://spark.apache.org/>.
- [8] Facebook graph api. <https://developers.facebook.com/docs/graph-api/reference/v2.2/user>.
- [9] Infiniband. http://www.infinibandta.org/content/pages.php?pg=technology_overview.
- [10] Intel's crazy-fast 3d xpoint optane memory heads for ddr slots. <https://www.intel.com/content/www/us/en/architecture-and-technology/intel-optane-technology.html>.
- [11] Internet wide area rdma protocol. <https://en.wikipedia.org/wiki/IWARP>.
- [12] Latency numbers every programmer should know. <https://gist.github.com/jboner/2841832>.
- [13] Persistent memory development kit. <http://pmem.io/pmdk/>.
- [14] Persistent memory wiki. <https://nvdimm.wiki.kernel.org/start>.
- [15] Rdma over converged ethernet (roce). https://en.wikipedia.org/wiki/RDMA_over_Converged_Ethernet.
- [16] Stanford large network dataset collection: Social circles from facebook. <https://snap.stanford.edu/data/egonets-Facebook.html>.
- [17] ANDREI, M., LEMKE, C., RADESTOCK, G., SCHULZE, R., THIEL, C., BLANCO, R., MEGHLAN, A., SHARIQUE, M., SEIFERT, S., VISHNOI, S., BOOSS, D., PEH, T., SCHRETER, I., THESING, W., WAGLE, M., AND WILLHALM, T. Sap hana adoption of non-volatile memory. *Proc. VLDB Endow.* 10, 12 (Aug. 2017), 1754–1765.
- [18] COBURN, J., CAULFIELD, A. M., AKEL, A., GRUPP, L. M., GUPTA, R. K., JHALA, R., AND SWANSON, S. Nv-heaps: Making persistent objects fast and safe with next-generation, non-volatile memories. In *Proceedings of the Sixteenth International Conference on Architectural Support for Programming Languages and Operating Systems* (New York, NY, USA, 2011), ASPLOS XVI, ACM, pp. 105–118.
- [19] CONDIT, J., NIGHTINGALE, E. B., FROST, C., IPEK, E., LEE, B., BURGER, D., AND COETZEE, D. Better i/o through byte-addressable, persistent memory. In *Proceedings of the ACM SIGOPS 22Nd Symposium on Operating Systems Principles* (New York, NY, USA, 2009), SOSP '09, ACM, pp. 133–146.
- [20] DULLOOR, S. R., KUMAR, S., KESHAVAMURTHY, A., LANTZ, P., REDDY, D., SANKARAN, R., AND JACKSON, J. System software for persistent memory. In *Proceedings of the Ninth European Conference on Computer Systems* (New York, NY, USA, 2014), EuroSys '14, ACM, pp. 15:1–15:15.
- [21] DULLOOR, S. R., ROY, A., ZHAO, Z., SUNDARAM, N., SATISH, N., SANKARAN, R., JACKSON, J., AND SCHWAN, K. Data tiering in heterogeneous memory systems. In *Proceedings of the Eleventh European Conference on Computer Systems* (New York, NY, USA, 2016), EuroSys '16, ACM, pp. 15:1–15:16.
- [22] LEE, S. K., LIM, K. H., SONG, H., NAM, B., AND NOH, S. H. Wort: Write optimal radix tree for persistent memory storage systems. In *Proceedings of the 15th Usenix Conference on File and Storage Technologies* (Berkeley, CA, USA, 2017), FAST'17, USENIX Association, pp. 257–270.
- [23] MALICEVIC, J., DULLOOR, S., SUNDARAM, N., SATISH, N., JACKSON, J., AND ZWAENEPOEL, W. Exploiting nvm in large-scale graph analytics. In *Proceedings of the 3rd Workshop on Interactions of NVM/FLASH with Operating Systems and Workloads* (New York, NY, USA, 2015), INFLOW '15, ACM, pp. 2:1–2:9.
- [24] NANAVATI, M., SCHWARZKOPF, M., WIRES, J., AND WARFIELD, A. Non-volatile storage - implications of the datacenter's shifting center. In *ACM Queue, Volume 13, Issue 9* (Jan. 2016).
- [25] NGUYEN, K., WANG, K., BU, Y., FANG, L., HU, J., AND XU, G. Facade: A compiler and runtime for (almost) object-bounded big data applications. In *In ASPLOS (2015)*, pp. 675–690.
- [26] VENKATARAMAN, S., TOLIA, N., RANGANATHAN, P., AND CAMPBELL, R. H. Consistent and durable data structures for non-volatile byte-addressable memory. In *Proceedings of the 9th USENIX Conference on File and Storage Technologies* (Berkeley, CA, USA, 2011), FAST'11, USENIX Association, pp. 5–5.
- [27] VOLOS, H., TACK, A. J., AND SWIFT, M. M. Mnemosyne: Lightweight persistent memory. In *Proceedings of the Sixteenth International Conference on Architectural Support for Programming Languages and Operating Systems* (New York, NY, USA, 2011), ASPLOS XVI, ACM, pp. 91–104.
- [28] WEI, Q., XUE, M., YANG, J., WANG, C., AND CHEN, C. Accelerating cloud storage system with byte-addressable non-volatile memory. In *21st IEEE International Conference on Parallel and Distributed Systems, ICPADS 2015, Melbourne, Australia, December 14-17, 2015* (2015), IEEE Computer Society, pp. 354–361.
- [29] WU, X., AND REDDY, A. L. N. Scmfs: A file system for storage class memory. In *Proceedings of 2011 International Conference for High Performance Computing, Networking, Storage and Analysis* (New York, NY, USA, 2011), SC '11, ACM, pp. 39:1–39:11.