

# Next generation reconstruction of event-by-event particle yield fluctuations

Mesut Arslanok<sup>a</sup>, Anar Rustamov<sup>b,c,d,e</sup>

<sup>a</sup>*Physikalisches Institut, University of Heidelberg*

<sup>b</sup>*GSI Helmholtzzentrum für Schwerionenforschung, Darmstadt, Germany*

<sup>c</sup>*National Nuclear Research Center, Baku, Azerbaijan*

<sup>d</sup>*Baku State University, Baku, Azerbaijan*

<sup>e</sup>*Joint Institute for Nuclear Research, Dubna, Russia*

---

## Abstract

In a thermal system, fluctuations of particle yields are directly encoded in the equation of state of the system under the study. By measuring differential properties of fluctuation signals one can explore the phase diagram of strongly interacting matter created, for instance, in head-on collisions of heavy nuclei. However, in practice, particles cannot be uniquely identified in each collision. This incomplete particle identification distorts the measured fluctuations. In this report we provide an in-depth discussion of an innovative technique, the Identity Method, which was proposed to circumvent this problem. After describing its implementation, we provide a user's guide for running a number of specific examples.

*Keywords:* Event-by-event fluctuations, Higher moments, Identity Method, Particle identification, Unfolding

---

## 1. Introduction

The standard approach of finding the moments of particle multiplicity distributions is to count the number of particles in each collision (event). However, in experiments, it is in general impossible to determine uniquely the type of every detected particle due to overlapping particle identification signals. For this reason, analyses of identified particle fluctuations are usually performed in a limited acceptance, where particle identification is relatively reliable, or exploiting additional detectors. These procedures, however, reduce the overall experimental acceptance and particle identification efficiencies, which ultimately pushes the fluctuations of interest to the Poisson limit.

Although it is usually impossible to uniquely identify every detected particle in a given event, to each particle one can still assign a probability of being of a given type. The Identity Method eliminates the effect of incomplete particle identification using these probabilities, and allows for the calculation of pure and mixed moments of otherwise unknown particle multiplicity distributions.

The paper is organized as follows. In Section 2 a short introduction to the Identity Method and its application to net-particle cumulants are given. In Section 3 we demonstrate the performance of the method in Monte-Carlo simulations up to the second order moments. Finally, in Section 4 we discuss the implementation of the method in the “TIdentity” module and provide a user’s guide.

## 2. The Identity Method

The Identity Method was proposed in Ref. [1] as a solution to the aforementioned misidentification problem for the analysis of events with two different particle species. The method was further developed to calculate the second moments of the multiplicity distributions of more than two particle species in Ref. [2]. Finally, in Ref. [3], it was generalized to the first and higher moments of multiplicity distributions for an arbitrary number of particle species. The first experimental results using the Identity Method were published by the NA49 [4] and ALICE [5, 6] collaborations at CERN. Moreover, the method was used to address efficiency correction and differential correlation measurements [7, 8].

Instead of identifying every detected particle event-by-event, the Identity Method calculates the moments of particle multiplicity distributions by means of an unfolding procedure using only two basic experimentally measurable track-by-track and event-by-event quantities,  $\omega$  and  $W$ , respectively. They are defined as

$$\omega_j(x_i) = \frac{\rho_j(x_i)}{\rho(x_i)} \in [0, 1], \quad \rho(x_i) = \sum_j \rho_j(x_i), \quad (1)$$

$$W_j \equiv \sum_{i=1}^{N(n)} \omega_j(x_i). \quad (2)$$

where  $x_i^1$  stands for the  $dE/dx$  of a given track  $i$ ,  $\rho_j(x)$  is the  $dE/dx$  distribution of particle type  $j$  within a given phase-space bin and  $N(n)$  is the number of tracks in the  $n^{\text{th}}$  event. In other words,  $\omega_j$  is a probability measure for a given track of being particle type  $j$ . Thus, in case of a perfect identification one gets  $W_j = N_j$  with  $N_j$  denoting the number of particle type  $j$  in a given event.

The moments of the  $W$  distributions can be calculated by straightforward averaging over all events. The Identity Method provides the moments of the particle multiplicity distributions by unfolding the moments of the  $W$  distributions [3]. It employs the inclusive  $dE/dx$  fit functions of each particle type  $j$ ,  $\rho_j(x)$  with  $j = 1, \dots, k \geq 2$ . The  $\rho_j(x)$  functions are normalized as:

$$\int dx \rho_j(x) = \langle N_j \rangle. \quad (3)$$

The first moment of the  $W$  quantities for particle type  $a$  can be written as

$$\begin{aligned} \langle W_a \rangle &= \sum_{N_1=0}^{\infty} \sum_{N_2=0}^{\infty} \dots \sum_{N_k=0}^{\infty} \mathcal{P}(N_1, N_2, \dots, N_k) \int dx_1^1 P_1(x_1^1) \dots \int dx_{N_1}^1 P_1(x_{N_1}^1) \\ &\quad \times \int dx_1^2 P_2(x_1^2) \dots \int dx_{N_2}^2 P_2(x_{N_2}^2) \times \dots \times \int dx_1^k P_k(x_1^k) \dots \int dx_{N_k}^k P_k(x_{N_k}^k) \\ &\quad \times \left[ \omega_a(x_1^1) + \dots + \omega_a(x_{N_1}^1) + \omega_a(x_1^2) + \dots + \omega_a(x_{N_2}^2) + \omega_a(x_1^k) + \dots + \omega_a(x_{N_k}^k) \right] \\ &= \sum_{j=1}^k \langle N_j \rangle \overline{\omega_{a,j}}, \end{aligned} \quad (4)$$

where  $\mathcal{P}(N_1, N_2, \dots, N_k)$  is the multiplicity distribution,  $P_j(x) \equiv \rho_j(x)/\langle N_j \rangle$  are the  $dE/dx$  probability density functions,  $x_i$  is the  $dE/dx$  of the track  $i$  and

$$\overline{\omega_{a,j}} = \frac{\int \omega_a(x) \rho_j(x) dx}{\int \rho_j(x) dx}. \quad (5)$$

The Eq. 4 can be written in matrix form:

---

<sup>1</sup>Here by  $x$  we refer to any experimentally measured particle property related to its identity. In this work  $x$  is taken to be specific energy loss,  $dE/dx$ .

$$\begin{pmatrix} \langle W_1 \rangle \\ \langle W_2 \rangle \\ \dots \\ \langle W_k \rangle \end{pmatrix} = \begin{pmatrix} \overline{\omega_{1,1}} & \overline{\omega_{1,2}} & \dots & \overline{\omega_{1,k}} \\ \overline{\omega_{2,1}} & \overline{\omega_{2,2}} & \dots & \overline{\omega_{2,k}} \\ \dots & \dots & \dots & \dots \\ \overline{\omega_{k,1}} & \overline{\omega_{k,2}} & \dots & \overline{\omega_{k,k}} \end{pmatrix} \begin{pmatrix} \langle N_1 \rangle \\ \langle N_2 \rangle \\ \dots \\ \langle N_k \rangle \end{pmatrix} \quad (6)$$

Here, the unknowns are the first moments  $\langle N_j \rangle$ , which can easily be obtained by matrix inversion. Also, by substituting Eq. 5 to the right hand side of Eq. 4 one obtains

$$\langle W_a \rangle = \sum_{j=1}^k \langle N_j \rangle \overline{\omega_{a,j}} = \sum_{j=1}^k \int \frac{\rho_a \rho_j}{\rho} dx = \int \rho_a dx = \langle N_a \rangle. \quad (7)$$

Hence we conclude that the first moments of the multiplicity distributions are identical to the first moments of the  $W$  quantities similar to the case of unique identification (not overlapping  $dE/dx$  distributions) while this does not hold true for the second and higher moments. Accordingly the mean value of the  $W$  quantities can be directly used to obtain e.g. inclusive multiplicity distributions such as transverse momentum, rapidity etc.. Current version of the module contains calculations of all pure and mixed moments of particle multiplicity distributions up to the second order. To calculate the  $n^{\text{th}}$  moment of multiplicity distributions, the Identity Method uses all pure and mixed  $(n-1)^{\text{th}}$  moments and  $\rho_j(x)$  functions. Therefore the method can be considered as an iterative unfolding procedure. Further mathematical insights of the method and its verification with Monte-Carlo simulations can be found in Refs. [2, 3].

### 2.1. Net-particle cumulants

Net-particle cumulants are in particular important to address fluctuations of conserved charges, which are at the focus of contemporary studies in the field of high energy heavy-ion physics. In this section we demonstrate a procedure for reconstructing net-particle cumulants of the second order. The higher order cumulants of net-particles can be reconstructed in a similar way. Given the probability distribution  $P(n_j)$  of particle type  $j$ , its  $r^{\text{th}}$  raw moment is defined as:

$$\langle n_j^r \rangle = \sum_{n_j=0}^{\infty} n_j^r P(n_j). \quad (8)$$

The second cumulant of net-particles  $\Delta n_j = n_j - n_{\bar{j}}$  reads:

$$\kappa_2(\Delta n_j) = \langle \Delta n_j^2 \rangle - \langle \Delta n_j \rangle^2, \quad (9)$$

which can be represented as a sum of corresponding cumulants for particles plus the correlation term for the joint probability distributions of particles and antiparticles  $P(n_j, n_{\bar{j}})$

$$\kappa_2(\Delta n_j) = \kappa_2(n_j) + \kappa_2(n_{\bar{j}}) - 2(\langle n_j n_{\bar{j}} \rangle - \langle n_j \rangle \langle n_{\bar{j}} \rangle), \quad (10)$$

where the mixed cumulant  $\langle n_j n_{\bar{j}} \rangle$  is defined as

$$\langle n_j n_{\bar{j}} \rangle = \sum_{n_j=0}^{\infty} \sum_{n_{\bar{j}}=0}^{\infty} n_j n_{\bar{j}} P(n_j, n_{\bar{j}}). \quad (11)$$

Here, we discuss two distinct ways of calculating this correlation term. In the first case, we run the program for 3 different settings: only for particles, only for antiparticles and for particles and antiparticles together. The latter means that the probabilities calculated according to Eq. 1 are summed up for particles and antiparticles. Hence, in the output of the TIdentity module, we have the following second order moments:  $\langle n_j^2 \rangle$ ,  $\langle n_{\bar{j}}^2 \rangle$  and  $\langle (n_j + n_{\bar{j}})^2 \rangle$  and the correlation term can be easily calculated:

$$\langle n_j n_{\bar{j}} \rangle = 0.5 \left( \langle (n_j + n_{\bar{j}})^2 \rangle - \langle n_j^2 \rangle - \langle n_{\bar{j}}^2 \rangle \right). \quad (12)$$

Alternatively one can directly calculate the second moment of the  $n_j - n_{\bar{j}}$  distribution entering Eq. 9:

$$\langle \Delta n_j^2 \rangle = 2 \langle n_j^2 \rangle + 2 \langle n_{\bar{j}}^2 \rangle - \langle (n_j + n_{\bar{j}})^2 \rangle. \quad (13)$$

We note that this approach was used in the ALICE net-proton analysis [6]. In the second case, the correlation term  $\langle n_j n_{\bar{j}} \rangle$  can be obtained directly by using the particles and antiparticles simultaneously. This means that the probabilities defined in Eq. 1 are calculated separately for particles and antiparticles. In this case, we automatically get the correlation term in the output of the TIdentity module.

### 3. Test on simulated data

In this section, we demonstrate the usage of the TIdentity module on a simulated data sample of 10 million events. We assume that particle identification is achieved by measuring the specific energy loss  $dE/dx$ . In each

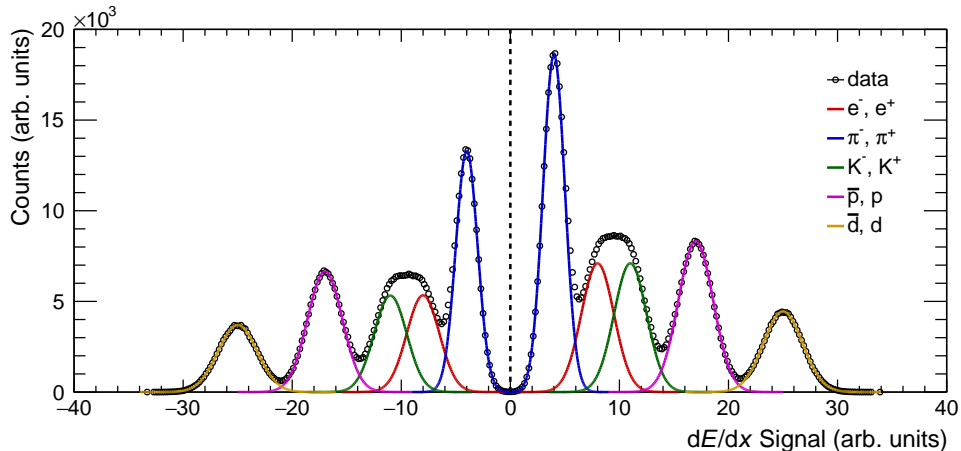


Figure 1: (Color online) A Monte Carlo simulation of particle energy losses for electrons, pions, kaons, protons and deuterons. Anti-particle and particle distributions are shown in the left and right panels, respectively.

event we generate five different particle species; electron (e), pion ( $\pi$ ), proton (p), kaon (K) and deuteron (d), as well as their anti-particles. The multiplicity distributions of these particles are simulated according to the Poisson distribution with different mean values.

The input information to the simulation is an inclusive, i.e., summed over all tracks and events, distribution of the  $dE/dx$  for each particle type (see Fig. 1) and mean multiplicities of particles (anti-particles), which are taken to be 8 (6), 14 (10), 8 (6), 10 (8) and 6 (5) for electrons, pions, kaons, protons and deuterons, respectively. The mean multiplicity of kaons (anti-kaons) is taken to be the same as for electrons (positrons) in each event in order to demonstrate that the method is functioning also for correlated particle production.

The simulation process comprises the following steps: (i) in each event we randomly generate particle multiplicities from the Poisson distribution using their mean values; (ii) we generate a  $dE/dx$  value for each particle in an event from the inclusive distribution  $\rho_j(x)$  with Gaussian shape for the corresponding particle type  $j$ . Using this simulated data we reconstruct all the first and second moments of the multiplicity distributions with the TIdentity module.

For each measurement of  $dE/dx$  in an event we calculate the identity variables  $\omega_j(x)$  according to Eq. 1, where  $j$  stands for the particle type. Next, for each particle, we determine the event variable  $W_j$  (cf. Eq. 2). The

left panel of Fig. A.4 in the appendix shows the distributions of the identity variables  $\omega_j$  for different particle species. In the middle and right columns of Fig. A.4 the distributions of the  $W_j$  quantities and the true multiplicity distributions  $N_j$  are plotted, respectively.

As seen from Eq. 7, the mean values of  $W_j$  and  $N_j$  distributions are the same, which is reflected in the middle and right panels of Fig. A.4. Moreover,  $W$  distributions of electrons and kaons have a smooth behavior, since their  $W$  values are dominated by the overlapping regions of the  $dE/dx$  distributions, thus they predominantly take non-integer values. The distributions of pions, protons and deuterons exhibit evident structures because the  $dE/dx$  distributions of these particles are relatively well separated from those of electrons and kaons as illustrated in the middle panel of Fig. A.4. These structures are nothing but the smeared original multiplicity distributions because of the non-ideal particle identification, i.e., because of the overlapping  $dE/dx$  distributions of different particle species.

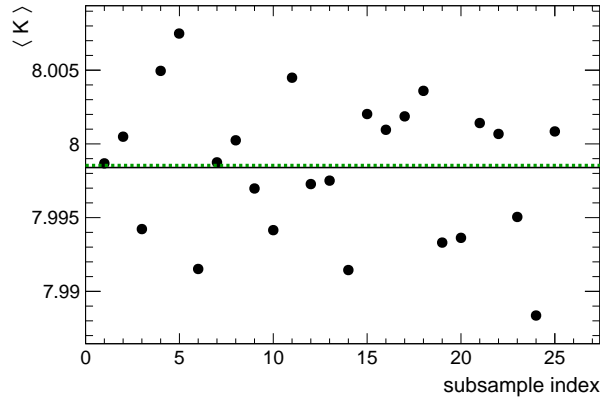


Figure 2: Reconstructed values of  $\langle K \rangle$  for 25 subsamples. The dashed green lines indicate the corresponding averaged values of  $\langle K \rangle$  over subsamples and the black solid line indicates the generated value of  $\langle K \rangle$ .

Finally, using Eq. 6, we reconstruct all first moments of the particles from the corresponding moments of the  $W$  quantities. Details of the derivation up to the third moment are given in Ref [3]. The statistical uncertainties of the moments are evaluated with the subsample method. We first divided the data set into  $n = 25$  random subsamples, and reconstructed the moments for each subsample, as illustrated in Fig. 2. Next, we calculated the statistical

error for a given moment  $M$  with the following formula:

$$\sigma_{\langle M \rangle} = \frac{\sigma}{\sqrt{n}} \quad (14)$$

where

$$\langle M \rangle = \frac{1}{n} \sum M_i, \quad \sigma = \sqrt{\frac{\sum (M_i - \langle M \rangle)^2}{n - 1}}. \quad (15)$$

Finally, we compare the reconstructed moments calculated with the TIdentity module to the generated ones as shown in Fig. 3. The precision of the agreement is better than 0.1‰.

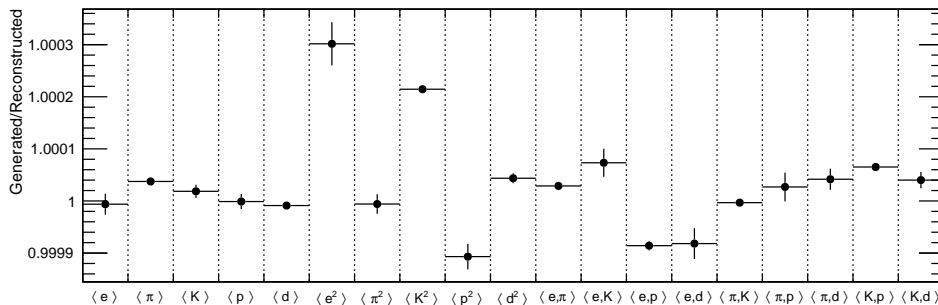


Figure 3: Ratio of the generated moments to the reconstructed ones obtained with the TIdentity module.

#### 4. User's Guide

The TIdentity module is developed for the calculation of the moments of particle multiplicity distributions for an arbitrary number of particle species using the Identity Method. The code works within the ROOT framework [9] (versions 5 and 6) and is accessible online via:

---

```
git clone https://github.com/marslandALICE/TIdentityModule.git
```

---

It requires two input files: the first one contains a TTree object with the track-by-track information of each event, while the second one is a look-up table of the line shapes, i.e. the fit functions of the  $dE/dx$  distributions of each particle species. To demonstrate the usage of the code two



example macros are provided: (i) *testIdentity\_Sign.C* calculates the moments for particles and antiparticles separately or together, (ii) *testIdentity\_NetParticles.C* calculates the moments of particles and anti-particles simultaneously. Further details are given in a README file. Currently the module is composed of three main classes:

- **TIdentityBase** is the base class, from which the other classes inherit.
- **TIdentityFunctions** is used to process the line-shapes.
- **TIdentity2D** is the main steering class for the calculation of the second order moments.

An instance of the TIdentity2D class can be created via its constructor:

---

```
TIdentity2D::InitIden2D(Int_t size)
```

---

where “size” is the number of particle species used in a given analysis. Below, important functions that are involved in the TIdentity2D class are introduced in detail.

#### 4.1. Running the Code

In the first step, the code has to be compiled as it is specified in the provided README file. Next, the following three functions in the test macros need to be modified according to the needs of a given analysis:

- **InitializeObjects()** is used to initialize an output tree that contains the moments and other relevant information, as well as the pointer arrays, which keep the line-shapes in the memory.
- **ReadFitParamsFromLineShapes(TString)** is used to read the input lookup table that contains the line-shapes. The line-shapes can be stored in either TF1 or TH1D objects, where the latter is advantageous in terms of CPU time but requires an optimum selection of the histogram binning.
- **EvalFitValue(Int\_t particle, Double\_t x)** is used to calculate  $\rho_j(x)$  values for each track. The pointer to this function is set by the “SetFunctionPointers” function.

The calculation of the moments is carried out by means of the following public member functions of the TIdentity2D class:

- `TIdentity2D::SetFileName(TString dataTreeFilePath)` sets the path to the input data tree that contains track-by-track information.
- `TIdentity2D::GetTree(Long_t &n, TString)` reads the input tree-branches and provides access to them via the corresponding “Get” functions.
- `TIdentity2D::SetBranchNames(const Int_t tmpNBranches, TString tmpBranchNameArr [])` is used to introduce the data tree structure to the TIdentity code.
- `TIdentity2D::SetFunctionPointers(fptr)` sets a pointer to the “EvalFitValue” function.
- `TIdentity2D::GetEntry(Int_t entry)` retrieves the entries of the data tree.
- `TIdentity2D::GetBins(const Int_t nExtraBins, Double_t *)` allows to access the branches of the input tree.
- `TIdentity2D::Reset()` resets all counters to zero.
- `TIdentity2D::SetUseSign(Int_t sign)` sets the particle type to be analysed; particle( $sign = 1$ ) or anti-particle( $sign = -1$ ). One can also run the code for the sum of particles and anti-particles by setting  $sign = 0$ .
- `TIdentity2D::AddParticles()` accumulates the  $\omega$  quantities which are used to calculate  $W$  quantities.
- `TIdentity2D::Finalize()` calculates the moments of the  $W$  quantities.
- `TIdentity2D::AddIntegrals(Int_t sign)` calculates the elements of the Identity matrix.
- `TIdentity2D::CalcMoments()` calculates all moments up to the second order for each particle type.
- `TIdentity2D::GetMean(Int_t j)` is used to retrieve the first moment of particle type  $j$ ;  $\langle N_j \rangle$ .
- `TIdentity2D::GetSecondMoment(Int_t j)` is used to retrieve the second moment of particle type  $j$ ;  $\langle N_j^2 \rangle$ .

- `TIdentity2D::GetMixedMoment(Int_t i, Int_t j)` is used to retrieve the mixed moment of particle types  $i$  and  $j$ ;  $\langle N_i N_j \rangle$

## 5. Conclusions

In summary, we developed the `TIdentity` module to reconstruct the moments of particle multiplicity distributions. The method was tested in the Monte Carlo simulations with ten million events containing five particle (anti-particle) species with different multiplicities. In order to account for the particle misidentification, we allowed for overlaps of the individual particle energy loss distributions. The obtained moments are consistent with the generated ones with a precision of less than 0.1%.

Even though the Identity Method was developed specifically for the analysis of event-by-event fluctuations of particle multiplicities, in particular using  $dE/dx$  as the identity variable, it can be used for different studies such as reconstruction of particle spectra. Moreover, instead of  $dE/dx$ , other observables e.g. invariant mass or time-of-flight measurements can be used as the identity variable.

The current version of the code unfolds the moments up to the second order, which will be extended to higher moments in the future releases. We further note that, the method can also be exploited in different fields facing similar problems.

## Acknowledgements

We acknowledge fruitful discussions with Peter Braun-Munzinger, Johanna Stachel, Marek Gazdzicki, Mark Gorenstein, Klaus Reygers and Alice Ohlson. This work is part of and supported by the DFG Collaborative Research Center “SFB 1225 (ISOQUANT)”.



## Appendix A. Distributions of the identity variables

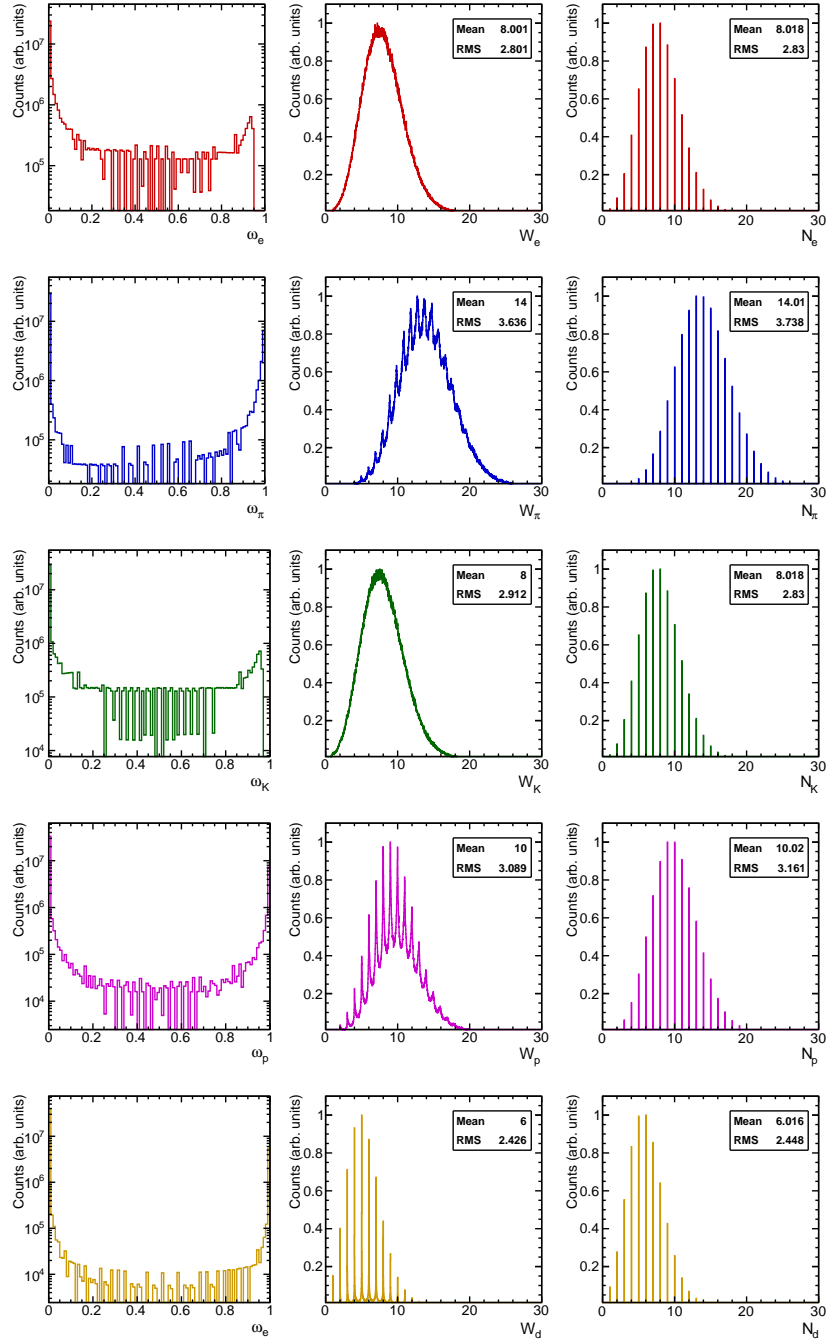


Figure A.4: (Color online) The distribution of track variables  $\omega$  (first column), event variables  $W$  (second column) and the true multiplicities distributions  $N$  (third column) of electrons, pions, kaons, protons and deuterons.

## References

- [1] M. Gazdzicki, K. Grebieszko, M. Mackowiak, S. Mrowczynski, Identity method to study chemical fluctuations in relativistic heavy-ion collisions, *Phys. Rev. C* **83** (2011) 054907.
- [2] M. I. Gorenstein, Identity Method for Particle Number Fluctuations and Correlations, *Phys. Rev. C* **84** (2011) 024902.
- [3] A. Rustamov, M. I. Gorenstein, Identity Method for Moments of Multiplicity Distribution, *Phys. Rev. C* **86** (2012) 044906.
- [4] T. Anticic, et al., Phase-space dependence of particle-ratio fluctuations in Pb + Pb collisions from 20 A to 158 A GeV beam energy, *Phys. Rev. C* **89** (2014) 054902.
- [5] M. Arslanovic, Event-by-Event Identified Particle Ratio Fluctuations in Pb-Pb Collisions with ALICE using the Identity Method, *Nucl. Phys. A* **956** (2016) 870–873.
- [6] A. Rustamov, Net-baryon fluctuations measured with ALICE at the CERN LHC, *Nucl. Phys. A* **967** (2017) 453–456.
- [7] C. A. Pruneau, Identity method reexamined, *Phys. Rev. C* **96** (2017) 054902.
- [8] C. A. Pruneau, A. Ohlson, Differential Correlation Measurements with the Identity Method (2018).
- [9] R. Brun, F. Rademakers, ROOT: An object oriented data analysis framework, *Nucl. Instrum. Meth. A* **389** (1997) 81–86. <https://root.cern.ch>.