



# Measurement of inclusive and differential Higgs boson production cross sections in the diphoton decay channel in proton-proton collisions at $\sqrt{s} = 13$ TeV

The CMS Collaboration\*

## Abstract

Measurements of the inclusive and differential production cross sections for the Higgs boson in the diphoton decay channel are performed using the data set of proton-proton collisions at  $\sqrt{s} = 13$  TeV collected by the CMS experiment at the LHC in 2016 and corresponding to an integrated luminosity of  $35.9 \text{ fb}^{-1}$ . The cross sections are measured in a fiducial phase space defined by a set of requirements on the isolation and kinematic variables of the photons. Differential cross sections are measured as functions of the kinematic properties of the diphoton system and the event. A subset of the measurements is performed in regions of the fiducial phase space, where relative contributions of specific Higgs boson production mechanisms are enhanced. The total cross section in the chosen fiducial phase space is measured to be  $84 \pm 11$  (stat)  $\pm 7$  (syst) fb =  $84 \pm 13$  fb, to be compared with a theoretical prediction of  $73 \pm 4$  fb. All measurements are found to be in agreement with the theoretical predictions for the standard model Higgs boson with a mass of 125.09 GeV within the experimental and theoretical uncertainties.

*Published in the Journal of High Energy Physics as doi:10.1007/JHEP01(2019)183.*



## 1 Introduction

The discovery of a Higgs boson (H) was announced in 2012 by the ATLAS and CMS Collaborations [1–3] based on proton-proton (pp) collision data collected at the CERN LHC at center-of-mass energies of 7 and 8 TeV. Since its discovery, an extensive campaign of measurements [4] has been underway to characterize the new particle and test its properties against those predicted by the standard model (SM) of particle physics. By comparing measured cross sections with predictions, as functions of the kinematic properties of the diphoton system and of the particles produced in association with the Higgs boson, it is possible to investigate the dynamics of Higgs boson production, decay, and accompanying jet activity.

These investigations are expected to give insights into the nature of the Higgs boson and enable testing of the perturbative quantum chromodynamics (QCD) predictions for Higgs boson production. Both the ATLAS and CMS Collaborations have presented results on the measurement of inclusive and differential cross sections for production of the Higgs boson in pp collisions at  $\sqrt{s} = 8$  TeV in the diphoton [5, 6], four-lepton [7, 8], and WW [9, 10] decay channels. Both Collaborations have also presented measurements of inclusive and differential production cross sections in the four-lepton final state at  $\sqrt{s} = 13$  TeV [11, 12].

Production of the Higgs boson in pp collisions at the LHC occurs via four main mechanisms: gluon-gluon fusion (ggH), vector boson fusion (VBF), associated production with a W/Z boson (VH), and associated production with a top quark-antiquark pair ( $t\bar{t}H$ ). At the center-of-mass energy of 13 TeV, ggH production is about one order of magnitude larger than the sum of the other production mechanisms. The SM prediction of the branching fraction for the  $H \rightarrow \gamma\gamma$  decay is only about 0.2% [13] but this channel has a clean signature and it is possible to reconstruct the diphoton invariant mass with high precision. The most precise measurements of differential cross sections of Higgs boson production can be made in this decay channel. The dominant sources of background are irreducible prompt diphoton production, and the reducible processes  $pp \rightarrow \gamma + \text{jets}$  and  $pp \rightarrow \text{multijets}$ , where the jets are misidentified as photons.

In this paper we report the measurement of the inclusive and differential cross sections for Higgs boson production in the diphoton decay channel using data corresponding to an integrated luminosity of  $35.9 \text{ fb}^{-1}$  of pp collisions at  $\sqrt{s} = 13$  TeV recorded by the CMS experiment in 2016. The aim of the analysis is to perform measurements of the Higgs boson production cross section in a fiducial phase space, to be compared with theoretical predictions. The methods used closely follow those developed for the  $H \rightarrow \gamma\gamma$  differential cross section measurements at  $\sqrt{s} = 8$  TeV [6] and are designed to measure the Higgs boson production as a function of the final state kinematic observables with a minimal dependence on theoretical assumptions, allowing a direct comparison between the experimental results and the theoretical predictions. In contrast, the complementary approach adopted in [14] aims at maximizing the observation sensitivity for the SM Higgs boson by explicitly relying on theoretical predictions and their uncertainties.

For each bin of the differential observables, the signal is extracted by fitting to a narrow signal peak on top of the steeply-falling background spectrum of the diphoton invariant mass distribution. To improve the precision of the measurements, the events are categorized using a diphoton mass resolution estimator. Both inclusive and differential cross sections are measured and unfolded within a fiducial phase space defined by the requirements on the photon kinematic variables and isolation. Differential cross sections are measured as functions of several observables, describing the properties of the diphoton system and of (b quark) jets, leptons, and missing transverse momentum accompanying the diphoton system. A double-differential

cross section measurement is also performed as a function of the transverse momentum ( $p_T$ ) of the diphoton system and the number of additional jets in the event. Cross section measurements are also performed in regions of the fiducial phase space. The regions are chosen to enhance the contribution of specific production mechanisms to the signal composition, based on the additional particles produced in association with the diphoton system and on the topology of the event.

## 2 The CMS detector

The central feature of the CMS apparatus is a superconducting solenoid of 6 m internal diameter, providing a magnetic field of 3.8 T. Within the solenoid volume are a silicon pixel and strip tracker, a lead tungstate crystal electromagnetic calorimeter (ECAL), and a brass and scintillator hadronic calorimeter (HCAL), each composed of a barrel and two endcap sections. Forward calorimeters extend the pseudorapidity ( $\eta$ ) coverage provided by the barrel and endcap detectors. Muons are detected in gas-ionization chambers embedded in the steel flux-return yoke outside the solenoid.

The electromagnetic calorimeter consists of 75 848 lead tungstate crystals, which provide coverage in pseudorapidity  $|\eta| < 1.48$  in a barrel region (EB) and  $1.48 < |\eta| < 3.0$  in two endcap regions (EE). Preshower detectors consisting of two planes of silicon sensors interleaved with a total of  $3X_0$  of lead are located in front of each EE detector.

In the region  $|\eta| < 1.74$ , the HCAL cells have widths of 0.087 in pseudorapidity and 0.087 in azimuth ( $\phi$ ). In the  $\eta$ - $\phi$  plane, and for  $|\eta| < 1.48$ , the HCAL cells map on to  $5 \times 5$  arrays of ECAL crystals to form calorimeter towers projecting radially outwards from close to the nominal interaction point. For  $|\eta| > 1.74$ , the coverage of the towers increases progressively to a maximum of 0.174 in  $\Delta\eta$  and  $\Delta\phi$ .

The forward hadron (HF) calorimeter uses steel as an absorber and quartz fibers as the sensitive material. The two halves of the HF are located 11.2 m from the interaction region, one on each end, and together they provide coverage in the range  $3.0 < |\eta| < 5.2$ . They also serve as luminosity monitors.

Events of interest are selected using a two-tiered trigger system [15]. The first level (L1), composed of custom hardware processors, uses information from the calorimeters and muon detectors to select events at a rate of around 100 kHz within a time interval of less than  $4 \mu\text{s}$ . The second level, known as the high-level trigger (HLT), consists of a farm of processors running a version of the full event reconstruction software optimized for fast processing, and reduces the event rate to around 1 kHz before data storage.

A more detailed description of the CMS detector, together with a definition of the coordinate system used and the relevant kinematic variables, can be found in Ref. [16].

## 3 Data samples and simulated events

The events used in the analysis were selected by a diphoton trigger with asymmetric  $p_T$  thresholds of 30 (18) GeV on the leading (sub-leading) photon, a minimum invariant diphoton mass  $m_{\gamma\gamma}$  of 90 GeV, and loose requirements on the calorimetric isolation and electromagnetic shower shape of the photon candidates. The trigger selection is  $>99\%$  efficient at retaining events passing the selection requirements described in Section 5.

A detailed simulation of the CMS detector response is based on a model implemented using

the GEANT4 [17] package. Simulated events include the effects of pileup (additional pp interactions from the same or nearby bunch crossings) and are weighted to reproduce the distribution of the number of interactions in data.

The signal samples are simulated with MADGRAPH5\_aMC@NLO v2.2.2 [18] at next-to-leading order (NLO) in perturbative QCD with FxFx merging [19] for the ggH, VBF, VH, and ttH production processes. These samples include production of up to two additional jets in association with the Higgs boson. The parton-level samples are interfaced to PYTHIA8.205 [20] with the CUETP8M1 [21] underlying event tune, for parton showering, underlying event modeling, and hadronization. In order to match the prediction for ggH production mechanism from the NNLOPS program [22–24], the generated events are weighted according to the Higgs boson  $p_T$  and the number of jets in the event. The NNLOPS program has the advantage of predicting at next-to-next-to-leading-order (NNLO) accuracy, both the differential cross section with respect to the QCD radiative effects and the normalization of the inclusive cross section. The ggH samples are also generated with the POWHEG v2 program [25–29], which includes production of one additional jet, in order to provide an alternative theoretical prediction for inclusive measurements and measurements involving the highest- $p_T$  jet in the event. The NNPDF3.0 set [30] is used for parton distribution functions (PDFs). The SM Higgs boson cross sections and branching fractions are taken from the LHC Higgs Cross Section Working Group report [13].

Simulated background samples are used for training multivariate discriminants, and to define selection and classification criteria. The irreducible prompt diphoton background events are generated using the SHERPA v2.2.1 program [31]. This program includes the tree-level matrix elements with up to three additional jets and the box diagram at leading order accuracy. The reducible background arising from  $\gamma + \text{jet}$  and multijet events is modeled with PYTHIA.

Samples of  $Z \rightarrow e^+e^-$ ,  $Z \rightarrow \mu^+\mu^-$ , and  $Z \rightarrow \mu^+\mu^-\gamma$  simulated events are generated with MADGRAPH5\_aMC@NLO and used for comparison with data and for the derivation of energy scale and resolution corrections.

## 4 Event reconstruction

Photon candidates are reconstructed from clusters of energy deposited in the ECAL and merged into superclusters [32]. The reconstruction algorithm for photon clusters allows almost complete recovery of the energy from photons that convert to an electron-positron pair in the material upstream of the ECAL. A detailed description of the algorithm can be found in Ref. [33]. Changes in the transparency of the ECAL crystals due to irradiation during the LHC running periods and their subsequent recovery are monitored continuously and corrected for, using light injected from the laser and LED systems [34].

A multivariate regression technique is used to correct for the partial containment of the shower in a supercluster, the shower losses for photons that convert in the material upstream of the calorimeter, and the effects of pileup. Training is performed on simulated events using shower shape and position variables of the photon as inputs. The photon energy response distribution is parametrized by an extended form of the Crystal Ball function [35] built out of a Gaussian core and two power law tails. The regression provides a per-photon estimate of the function parameters, and therefore a prediction of the distribution of the ratio of true energy to the uncorrected supercluster energy. The most probable value of this distribution is taken as the photon energy correction. The width of the Gaussian core is used as a per-photon estimator of the relative energy resolution  $\sigma_E/E$ .

In order to obtain the best energy resolution, the calorimeter signals are calibrated and corrected for several detector effects [34]. Calibration of the ECAL uses photons from  $\pi^0 \rightarrow \gamma\gamma$  and  $\eta^0 \rightarrow \gamma\gamma$  decays, and electrons from  $W \rightarrow e\nu$  and  $Z \rightarrow e^+e^-$  decays. The energy scale in data is aligned to that in simulated events, while an additional smearing is applied to the reconstructed photon energy in simulation in order to reproduce the resolution observed in data, through a multistep procedure exploiting electrons from  $Z \rightarrow e^+e^-$  decays.

In the ECAL barrel section, an energy resolution of about 1% is achieved for unconverted or late-converting photons, i.e., photons converting near the inner face of the ECAL, that have energies in the range of tens of GeV. The remaining photons reconstructed in the barrel have a resolution of about 1.3% up to a pseudorapidity of  $|\eta| = 1$ , rising to about 2.5% at  $|\eta| = 1.4$ . In the endcaps, the resolution of unconverted or late-converting photons is about 2.5%, while the remaining endcap photons have a resolution between 3 and 4% [32].

The global event reconstruction (also called particle-flow event reconstruction [36]) aims to reconstruct and identify each individual particle in an event, with an optimized combination of all subdetector information. In this process, the identification of the particle type (photon, electron, muon, charged hadron, neutral hadron) plays an important role in the determination of the particle direction and energy. Photons (e.g., coming from  $\pi^0$  decays or from electron bremsstrahlung) are identified as ECAL energy clusters not linked to the extrapolation of any charged particle trajectory to the ECAL. Electrons (e.g., coming from photon conversions in the tracker material or from b quark semileptonic decays) are identified as a primary charged particle track and potentially many ECAL energy clusters, corresponding to this track extrapolation to the ECAL and to possible bremsstrahlung photons emitted along the way through the tracker material. Muons (e.g., from b quark semileptonic decays) are identified as a track in the central tracker consistent with either a track or several hits in the muon system, associated with an energy deficit in the calorimeters. Charged hadrons are identified as charged particle tracks neither identified as electrons, nor as muons. Finally, neutral hadrons are identified as HCAL energy clusters not linked to any charged hadron trajectory, or as ECAL and HCAL energy excesses with respect to the expected charged hadron energy deposit.

The energy of photons is obtained from the ECAL measurement. The energy of electrons is determined from a combination of the track momentum at the main interaction vertex, the corresponding ECAL cluster energy, and the energy sum of all bremsstrahlung photons attached to the track. The energy of muons is obtained from the corresponding track momentum. The energy of charged hadrons is determined from a combination of the track momentum and the corresponding ECAL and HCAL energy, corrected for zero-suppression effects and for the response function of the calorimeters to hadronic showers. Finally, the energy of neutral hadrons is obtained from the corresponding corrected ECAL and HCAL energy.

For each event, hadronic jets are clustered from either particle-flow candidates (for data and simulation) or stable particles excluding neutrinos (for generated events) using the infrared and collinear-safe anti- $k_T$  algorithm [37, 38] with a distance parameter of 0.4. The jet momentum is determined as the vectorial sum of momenta of all objects clustered into the jet. Extra proton-proton interactions within the same or nearby bunch crossings can contaminate the jet reconstruction. To mitigate this effect, particle-flow candidates built using tracks originating from pileup vertices are discarded and an offset correction is applied to account for remaining contributions [39]. Additional selection criteria are applied to each jet to remove jets potentially dominated by anomalous contributions from various subdetector components or reconstruction failures. The momenta of jets reconstructed using particle-flow candidates in simulation are found to be within 5 to 10% of particle-level jet momenta over the whole jet  $p_T$  spectrum

and detector acceptance, and corrected on average accordingly. In situ measurements of the momentum balance in dijet, photon + jet, Z + jet, and multijet events are used to account for any residual differences in jet energy scale in data and simulation [40]. The jet energy resolution amounts typically to 15% at 10 GeV, 8% at 100 GeV, and 4% at 1 TeV.

Jets originating from the hadronization of b quarks are identified using the combined secondary vertex (CSV) b-tagging algorithm [41]. The algorithm converts information on the displaced secondary vertex into a numerical discriminant, assigning high values to jets whose properties are more likely to be originating from b quarks. A tight working point on this discriminant is used in this analysis, which provides a misidentification rate for jets from light quarks and gluons of 0.1% and an efficiency for identifying b quark jets of about 55%.

The missing transverse momentum  $\vec{p}_T^{\text{miss}}$ , whose magnitude is referred to as  $p_T^{\text{miss}}$ , is defined as the negative vectorial sum of the transverse momenta of all reconstructed particle flow candidates in the global event reconstruction.

Because no tracks are associated to photons, the assignment of the diphoton candidate to a vertex can only be done indirectly by exploiting the properties of each reconstructed vertex. Three discriminating variables are calculated for each reconstructed vertex: the sum of the squared transverse momenta of the charged-particle tracks associated with the vertex, and two variables that quantify the vector and scalar balance of  $p_T$  between the diphoton system and the charged-particle tracks associated with the vertex. In addition, if either photon has an associated charged-particle track that has been identified as originating from a photon conversion to an electron-positron pair, the conversion information is used. The variables are used as the inputs to a multivariate classifier based on a boosted decision tree (BDT) to choose the reconstructed vertex to be associated with the diphoton system. The average vertex finding efficiency of this algorithm is about 81% [14]. The vertex is considered to be correctly identified if it is within 1 cm of the true vertex in the longitudinal direction. The contribution to the diphoton mass resolution from vertex displacements smaller than 1 cm is found to be negligible compared to the contribution from the photon energy resolution of the calorimeters.

A photon identification algorithm separates prompt photons from photon candidates resulting from the misidentification of jet fragments [42]. These are mostly collimated photons from neutral-hadron decays ( $\pi^0, \eta^0$ ). The algorithm is implemented with a BDT trained on simulated events. The input variables of the BDT are: the pseudorapidity and energy of the supercluster corresponding to the reconstructed photon, several variables characterizing the shape of the electromagnetic shower, and the isolation energy sums computed with the particle-flow algorithm [36]. Further information on the photon identification BDT can be found in [14].

## 5 Event selection

Each photon of the candidate pair entering the analysis is required to have a supercluster within  $|\eta| < 2.5$ , excluding the region  $1.4442 < |\eta| < 1.566$ , which corresponds to the ECAL barrel-endcap transition region, and to satisfy selection criteria, described in Ref. [14], slightly more stringent than the trigger requirements, based on transverse momentum, isolation, and shower shape variables. The transverse momentum scaled by the invariant mass of the diphoton candidate ( $p_T/m_{\gamma\gamma}$ ) has to be greater than 1/3 (1/4) for the  $p_T$ -leading ( $p_T$ -subleading) photon. The use of thresholds in  $p_T/m_{\gamma\gamma}$ , rather than fixed thresholds in  $p_T$ , prevents the distortion of the low end of the  $m_{\gamma\gamma}$  spectrum. Furthermore, each photon must fulfill a requirement based on the output of the photon identification classifier, chosen as explained in Section 7.

Jets are selected if they fulfill the pileup rejection criteria [43] and have  $p_T > 30$  GeV. To avoid double counting of photon candidates as jets, the minimum distance between each photon and a jet is required to satisfy  $\Delta R(\gamma, \text{jet}) = \sqrt{|\Delta\eta(\gamma, \text{jet})|^2 + |\Delta\phi(\gamma, \text{jet})|^2} > 0.4$ , where  $\Delta\eta(\gamma, \text{jet})$  and  $\Delta\phi(\gamma, \text{jet})$  are the pseudorapidity and azimuthal angle differences between the photon and the jet. Two collections of jets are selected in different pseudorapidity regions:  $|\eta| < 2.5$  and  $|\eta| < 4.7$ . The two collections are used to study differential observables requiring at least one or two selected hadronic jets in the event, respectively. The jets in the  $|\eta| < 2.5$  collection benefit from tracker information and this results in better reconstruction quality and energy resolution; when requiring two jets in the same event, the  $|\eta|$  range is extended to 4.7 to increase the selection acceptance. The same kinematic selection is applied to generator-level jets. Jets with  $|\eta| < 2.4$  are identified as b jets at the reconstruction level if they satisfy the requirements described in Section 4. At the generator level, at least one B hadron has to be clustered in a jet to be called a b jet.

Leptons (electrons and muons) are selected if they have  $p_T > 20$  GeV and  $|\eta| < 2.4$ . The angular separation between the photon and the lepton  $\Delta R(\gamma, \text{lepton})$  is required to be greater than 0.35. Electrons must satisfy a set of loose requirements as described in Ref. [44] and they are not selected in the pseudorapidity region  $1.4442 < |\eta| < 1.566$ . Furthermore, the invariant mass of the candidate electron and either of the two photons is required to be at least 5 GeV from the nominal Z boson mass, in order to reject  $Z + \gamma \rightarrow e^+e^-\gamma$  events with a misidentified electron. Muons are required to pass a tight selection based on the quality of the track fit, the number of associated hits in the tracking detectors, and the longitudinal and transverse impact parameters of the track with respect to the event vertex and to satisfy a requirement on the relative isolation, corrected for pileup effects, calculated as the sum of the transverse energy of charged hadrons, neutral hadrons and photons in a cone of radius 0.4 around the muon. Generator-level leptons, required to satisfy the same kinematic selection, are “dressed”, i.e., the four-momenta of all photons in a cone of radius  $\Delta R = 0.1$  around the lepton are added to the four-momentum of the lepton.

The identification and trigger efficiencies are measured using data events containing a Z boson decaying to a pair of electrons, or to a pair of electrons or muons in association with a photon [32]. After applying corrections, based on control samples in data, to the input of the photon identification classifier, the efficiencies measured in data are found to be 3 (5)% lower than in simulation for photons in the barrel (endcap) regions with  $R_9 < 0.85$  (0.9), where  $R_9$  is defined as the sum of the energy measured in a  $3 \times 3$  crystal matrix, centered on the crystal with the highest energy in the ECAL cluster of the candidate, divided by the energy of the candidate. Photon candidates undergoing a conversion before reaching the ECAL have wider shower profiles and lower values of  $R_9$ . A correction factor is applied to simulated events to take into account the discrepancy in the efficiency between data and simulation. For the remaining photons, the predicted efficiencies are compatible with the ones measured in data.

## 6 Mass resolution estimator

The selected photon pairs are categorized according to their estimated relative mass resolution. For the typical energy range of the photons used in this analysis, corresponding to tens of GeV, the energy resolution estimator depends on the energy itself because of the stochastic and noise terms in the energy resolution of the ECAL [32, 34]. The nature of these two terms is such that the energy resolution improves at higher energy. This dependence is propagated to the relative mass resolution estimator  $\sigma_m$ , which is thus dependent on the mass of the diphoton pair, with events characterized by a larger diphoton mass more likely to have better mass resolution.



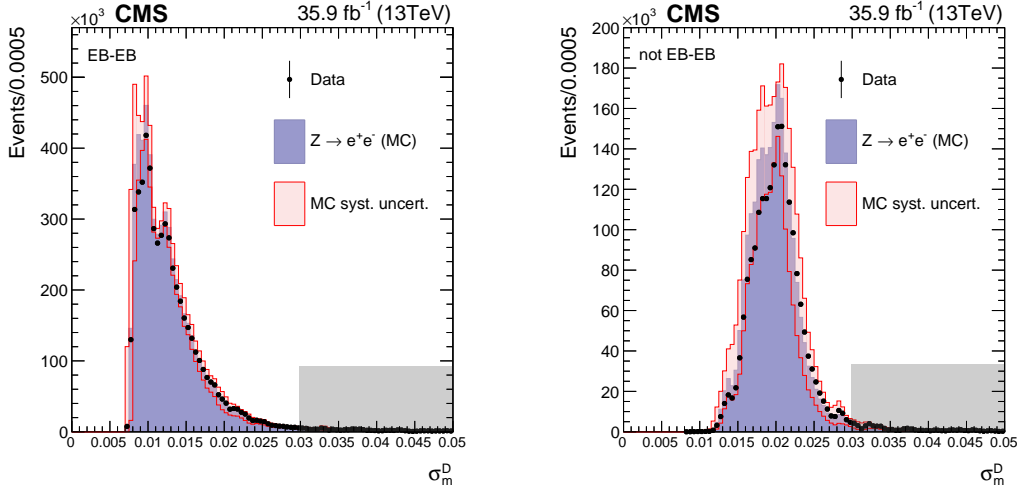


Figure 1: Comparison of the decorrelated mass resolution estimator  $\sigma_m^D$  distributions in data and simulation for  $Z \rightarrow e^+e^-$  events where both electrons are reconstructed as photons, passing the selection defined in Section 5. The impact of the systematic uncertainty in the  $\sigma_E/E$  is indicated by the red band. The distributions are shown separately for events with both electrons in the EB (left) and the remainder of the events, i.e., events with at least one photon in the EE (right). Events in the shaded gray region are discarded from the final analysis.

An event categorization simply based on such a variable would distort the shape of the mass distribution in the different categories and it would make the background distribution more complex to parametrize. In particular, a deficit of low-mass events would be observed in categories corresponding to low values of  $\sigma_m$ , invalidating the assumption of a smoothly falling mass distribution on which the background model, described in Section 9.2, is based. To avoid such an effect, the correlation between  $\sigma_m$  and the diphoton mass is removed, following the methods in Ref. [6], and a new relative mass resolution estimator is built,  $\sigma_m^D$ .

The modeling of the decorrelated mass resolution estimator is studied with simulated  $Z \rightarrow e^+e^-$  events, where electrons are reconstructed as photons. The per-photon resolution estimate  $\sigma_E/E$  is affected by the imperfect modeling of the electromagnetic shower shape variables in simulation, which are among the inputs of the regression used to estimate  $\sigma_E/E$ , as described in Section 4. To minimize the disagreement [45], the per-photon resolution estimate is recomputed using as input simulated shower shapes corrected to match those observed in data. A systematic uncertainty of 5% is assigned to the value of  $\sigma_E/E$  for each photon candidate, to cover the residual discrepancy. Figure 1 shows the comparison between data (dots) and simulation (histogram) for the decorrelated mass resolution estimator  $\sigma_m^D$ , with the impact of the systematic uncertainty in the  $\sigma_E/E$  (red band). Events with a value of  $\sigma_m^D$  in the region depicted in gray are discarded from the final analysis.

## 7 Event categorization

Events with both photons passing a minimum requirement on the output of the photon identification classifier, are sorted into categories of  $\sigma_m^D$  to maximize the analysis sensitivity to the SM Higgs boson. The number of categories and the positions of their  $\sigma_m^D$  boundaries are optimized simultaneously with the lower bound on the output of the photon identification classifier. Three categories, labeled 0, 1, and 2 in ascending order of  $\sigma_m^D$  values, are found adequate

to saturate the maximum sensitivity achievable with this method for the present data set. The boundaries of the  $\sigma_m^D$  categorization are found to be 0, 0.0084, 0.012, 0.030, with a minimum requirement on the output of photon identification classifier. Events with  $\sigma_m^D > 0.030$  are discarded (shaded gray region in Fig. 1). The efficiency of the photon identification selection is roughly 80% for signal events in the fiducial phase space, discussed in Section 8. The categories obtained from the optimization process correspond approximately to the configurations where both photons are reconstructed in the central barrel ( $|\eta| < 1$ ) for the first category, both photons are reconstructed in the barrel with at least one falling outside the central barrel for the second category, and at least one photon reconstructed in the endcap regions of the ECAL for the last category.

## 8 Observables and fiducial phase space

The analysis provides measurements of the production cross section of the Higgs boson in a fiducial phase space. This is defined by a set of selection criteria at generator level based on kinematic, geometrical and isolation variables, as well as on the topology of the event. By defining a fiducial phase space, the measurements are compared to the theoretical predictions while avoiding the extrapolation to the full phase space and the consequent uncertainty. In order to extend such a comparison to future and alternative theoretical calculations, it is important to have a simple definition of the fiducial phase space so that it can be easily reproduced. Furthermore, the selection criteria in data, described in Section 5, are necessarily defined at the reconstruction level, while the fiducial phase space, for which theoretical predictions are computed, is defined without considering the effect of the detector response on the generator-level quantities. Because of the finite detector resolution, the two definitions do not exactly coincide, and for this reason events fulfilling the event selection criteria at the reconstruction level can originate from either inside or outside the fiducial phase space. To minimize the effect of events migrating, the selection criteria at the reconstruction level and the definition of this phase space are aligned as closely as possible.

The fiducial phase space for the analysis is defined by requiring that the generator-level ratio between the  $p_T$  of the  $p_T$ -leading ( $p_T$ -subleading) photon and  $m_{\gamma\gamma}$ ,  $p_T^{\gamma 1} / m_{\gamma\gamma}$  ( $p_T^{\gamma 2} / m_{\gamma\gamma}$ ), be greater than 1/3 (1/4), and that the absolute pseudorapidity of both photons be less than 2.5.

In addition, the sum of the generator-level transverse energy of stable particles in a cone of radius  $\Delta R = 0.3$  around each photon candidate,  $\text{Iso}_{\text{gen}}^\gamma$ , is required to be less than 10 GeV. This requirement mimics at generator level the requirement on the output of the photon identification classifier applied on reconstructed quantities, as described in Section 5. Further requirements, that depend on the observable under study, can be applied on top of this “baseline” phase space definition. For observables involving only one jet, events with at least one jet with  $|\eta^j| < 2.5$ , selected as described in Section 5, are retained, corresponding to  $\sim 35\%$  of the signal events in the baseline phase space. Observables involving two jets are studied by requiring at least two jets with  $|\eta^j| < 4.7$  and defined as in Section 5, further restricting the region of the phase space to  $\sim 16\%$  of the baseline selection. A VBF-enriched region of the fiducial phase space, where a subset of the two-jet observables is measured, is defined by requiring the presence of two reconstructed and selected jets within  $|\eta^j| < 4.7$ , with a combined invariant mass  $m^{j_1 j_2}$  greater than 200 GeV and a pseudorapidity gap between the jets  $|\Delta\eta^{j_1, j_2}|$  greater than 3.5, exploiting the main kinematic features of the VBF production mode. This set of criteria selects  $\sim 3.8\%$  of the signal events contained in the baseline phase space. The definition of the four regions of the fiducial phase space is summarized in Table 1, which also gives a summary of the observables under study and the bins chosen in each phase space. The symbol  $j_1$  ( $j_2$ ) indicates

the  $p_T$ -leading (subleading) hadronic jet in the event, while  $y$  is used to denote the rapidity of a particle or a system of particles. The transverse momentum and the rapidity of the diphoton system, indicated with  $p_T^{\gamma\gamma}$  and  $|y^{\gamma\gamma}|$ , respectively, are sensitive probes of the Higgs boson production mechanism, the modeling of the QCD radiation, and the PDFs of the proton. The cosine of the polar angle in the Collins–Soper reference frame of the diphoton system [46],  $|\cos(\theta^*)|$ , probes the spin and CP properties of the diphoton resonance. Observables involving jets are sensitive to the QCD parameters relevant to Higgs boson production. The separation in the azimuthal angle between the diphoton and the two-jet systems,  $|\Delta\phi^{\gamma\gamma,j_1j_2}|$ , and the Zeppenfeld variable,  $|\bar{\eta}_{j_1j_2} - \eta_{\gamma\gamma}|$  [47], probe specifically the properties of the VBF production mechanism. The number of jets within  $|\eta| < 2.5$ , b jets, and leptons are indicated with  $N_{\text{jet}}$ ,  $N_{\text{jet}}^b$ , and  $N_{\text{lepton}}$ , respectively.

Table 1: The differential observables studied with the corresponding bins chosen, grouped by the region of the fiducial phase space where the measurements are performed.

Phase space region	Observable	Bin boundaries								
Baseline $p_T^{\gamma_1}/m_{\gamma\gamma} > 1/3$ $p_T^{\gamma_2}/m_{\gamma\gamma} > 1/4$ $ \eta^{\gamma}  < 2.5$ $\text{Iso}_{\text{gen}}^{\gamma} < 10 \text{ GeV}$	$p_T^{\gamma\gamma}$ (GeV)	0	15	30	45	80	120	200	350	$\infty$
	$N_{\text{jet}}$	0	1	2	3	4	$\infty$			
	$ y^{\gamma\gamma} $	0	0.15	0.3	0.6	0.9	2.5			
	$ \cos(\theta^*) $	0	0.1	0.25	0.35	0.55	1			
	$p_T^{\gamma\gamma}$ (GeV), $N_{\text{jet}} = 0$	0	20	60	$\infty$					
	$p_T^{\gamma\gamma}$ (GeV), $N_{\text{jet}} = 1$	0	60	120	$\infty$					
	$p_T^{\gamma\gamma}$ (GeV), $N_{\text{jet}} > 1$	0	150	300	$\infty$					
	$N_{\text{jet}}^b$	0	1	2	$\infty$					
	$N_{\text{lepton}}$	0	1	2	$\infty$					
	$p_T^{\text{miss}}$ (GeV)	0	100	200	$\infty$					
1-jet Baseline + $\geq 1$ jet $p_T^j > 30 \text{ GeV}$ , $ \eta^j  < 2.5$	$p_T^{j_1}$ (GeV)	0	45	70	110	200	$\infty$			
	$ y^{j_1} $	0	0.5	1.2	2	2.5				
	$ \Delta\phi^{\gamma\gamma,j_1} $	0	2.6	2.9	3.03	$\pi$				
	$ \Delta y^{\gamma\gamma,j_1} $	0	0.6	1.2	1.9	$\infty$				
2-jets Baseline + $\geq 2$ jets $p_T^j > 30 \text{ GeV}$ , $ \eta^j  < 4.7$	$p_T^{j_2}$ (GeV)	0	45	90	$\infty$					
	$ y^{j_2} $	0	1.2	2.5	4.7					
	$ \Delta\phi^{j_1j_2} $	0	0.9	1.8	$\pi$					
	$ \Delta\phi^{\gamma\gamma,j_1j_2} $	0	2.9	3.05	$\pi$					
	$ \bar{\eta}_{j_1j_2} - \eta_{\gamma\gamma} $	0	0.5	1.2	$\infty$					
	$m^{j_1j_2}$ (GeV)	0	100	150	450	1000	$\infty$			
VBF-enriched 2-jets + $ \Delta\eta^{j_1j_2}  > 3.5$ , $m^{j_1j_2} > 200 \text{ GeV}$	$p_T^{j_2}$ (GeV)	0	45	90	$\infty$					
	$ \Delta\phi^{j_1j_2} $	0	0.9	1.8	$\pi$					
	$ \Delta\phi^{\gamma\gamma,j_1j_2} $	0	2.9	3.05	$\pi$					
	$ \Delta\eta^{j_1j_2} $	0	1.6	4.3	$\infty$					

The inclusive fiducial cross section is also measured in restricted regions of the fiducial phase space, defined using additional criteria as follows:

- at least one lepton, at least one b-tagged jet, referred to as the  $\geq 1$ -lepton,  $\geq 1$ -b-jet fiducial cross section ( $\sim 1.7 \times 10^{-3}$  of the baseline phase space);
- exactly one lepton,  $p_T^{\text{miss}} \geq 100 \text{ GeV}$ , referred to as the 1-lepton, high- $p_T^{\text{miss}}$  fiducial cross section ( $\sim 1.5 \times 10^{-3}$  of the baseline phase space);
- exactly one lepton,  $p_T^{\text{miss}} < 100 \text{ GeV}$ , referred to as the 1-lepton, low- $p_T^{\text{miss}}$  fiducial cross section ( $\sim 7.4 \times 10^{-3}$  of the baseline phase space).

The first and second of these definitions loosely reproduce the event selections described in Ref. [14], which respectively target  $t\bar{t}H$  and  $WH$  production mechanisms, with the  $W$  boson decaying leptonically. The third definition selects a region complementary to the second, populated mostly by events where the Higgs boson is produced in association with either a  $W$  or a  $Z$  boson.

For all the regions of the baseline phase space, the events contained in the baseline phase space that fail the additional requirements of a given region are collected in an additional bin (referred to as the “underflow”) and used to provide an additional constraint on the measurements, in particular to correctly account for migrations occurring between the baseline phase space and the region and to allow the profiling of the value of the Higgs boson mass in the signal-extraction fit, described in Section 11.

## 9 Statistical analysis

The events fulfilling the selection criteria are grouped into three categories, according to their  $\sigma_m^D$ , as described in Section 7. For each category, the final categorization employed for the signal extraction is obtained by further splitting the events into the bins defined for each observable, as described in Section 8. The signal production cross section is extracted through a simultaneous extended maximum likelihood fit to the diphoton invariant mass spectrum in all the analysis categories. The likelihood in a given  $\sigma_m^D$  category  $i$  and in given kinematic bin  $j$  of an observable is reported in Eq. (1):

$$\mathcal{L}_{ij}(\text{data}|\Delta\vec{\sigma}^{\text{fid}}, \vec{n}_{\text{bkg}}, \vec{\theta}_S, \vec{\theta}_B) = \prod_{l=1}^{n_{m_{\gamma\gamma}}} \left( \frac{\sum_{k=1}^{n_b} \Delta\sigma_k^{\text{fid}} K_k^{ij}(\vec{\theta}_S) S_k^{ij}(m_{\gamma\gamma}^l|\vec{\theta}_S) L + n_{\text{OOA}}^{ij} S_{\text{OOA}}^{ij}(m_{\gamma\gamma}^l|\vec{\theta}_S) + n_{\text{bkg}}^{ij} B^{ij}(m_{\gamma\gamma}^l|\vec{\theta}_B)}{n_{\text{sig}}^{ij} + n_{\text{bkg}}^{ij}} \right)^{n_{\text{ev}}^{ij}}, \quad (1)$$

where:

- $n_{m_{\gamma\gamma}}$  is the number of bins of the  $m_{\gamma\gamma}$  distribution and  $n_b$  is the number of kinematic bins for the given observable;
- $\Delta\vec{\sigma}^{\text{fid}} = (\Delta\sigma_1^{\text{fid}}, \dots, \Delta\sigma_{n_b}^{\text{fid}})$  is the vector of fiducial cross sections being measured, multiplied by the branching fraction of the diphoton decay channel;
- $K_k^{ij}$  are the response matrices, which represent the efficiency that an event in the  $k$ -th kinematic bin at generator level is reconstructed in the  $ij$ -th reconstruction-level category (with the index  $i$  running over the  $\sigma_m^D$  categories and the index  $j$  running on the kinematic bins);
- the functions  $S_k^{ij}$  and  $B^{ij}$  are the signal and background probability distribution functions in  $m_{\gamma\gamma}$  for the bin  $ijk$ , which are described in the Sections 9.1 and 9.2, respectively;
- $L$  is the total integrated luminosity analyzed;
- $n_{\text{ev}}^{ij}, n_{\text{sig}}^{ij}, n_{\text{bkg}}^{ij}$  are the numbers of observed, signal and background events in the  $ij$ th reconstruction-level category, respectively;
- the terms  $n_{\text{OOA}}^{ij} S_{\text{OOA}}^{ij}$  represent the contributions to the Higgs boson signal originating outside of the fiducial phase space. The contribution of the out-of-acceptance

(OOA) Higgs boson signal is estimated from simulation to be approximately 1% of the total expected SM signal;

- the parameters  $\vec{\theta}_S$  and  $\vec{\theta}_B$  are the nuisance parameters associated with the signal and background models, respectively.

The complete likelihood is given in Eq. (2):

$$\mathcal{L}(\text{data}|\Delta\vec{\sigma}^{\text{fid}}, \vec{n}_{\text{bkg}}, \vec{\theta}_S, \vec{\theta}_B) = \prod_{i=1}^{n_{\text{cat}}} \prod_{j=1}^{m_b} \mathcal{L}_{ij} \text{Pois}(n_{\text{ev}}^{ij} | n_{\text{sig}}^{ij} + n_{\text{bkg}}^{ij}) \text{Pdf}(\vec{\theta}_S) \text{Pdf}(\vec{\theta}_B), \quad (2)$$

where:

- $n_{\text{cat}}$  is the number of categories in  $\sigma_m^D$ ;
- $\text{Pois}$  and  $\text{Pdf}$  indicate the Poisson distribution and the nuisance parameters probability density function, respectively.

The unfolding to the particle-level cross sections is achieved by extracting the vector  $\Delta\vec{\sigma}^{\text{fid}}$  directly from the likelihood fit, providing unfolded unregularized cross sections. No regularization of the results is applied, since the bins chosen are sufficiently larger than the resolution for a given observable. The uncertainties and the correlation matrices are obtained from the test statistic  $q(\Delta\vec{\sigma}^{\text{fid}})$  defined below and asymptotically distributed as a  $\chi^2$  with  $n_b$  degrees of freedom [48]:

$$q(\Delta\vec{\sigma}^{\text{fid}}) = -2 \log \left( \frac{\mathcal{L}(\Delta\vec{\sigma}^{\text{fid}} | \hat{\vec{\theta}}_{\Delta\vec{\sigma}^{\text{fid}}})}{\mathcal{L}(\Delta\vec{\sigma}^{\text{fid}} | \hat{\vec{\theta}})} \right), \quad (3)$$

where  $\vec{\theta} = (n_{\text{bkg}}, \vec{\theta}_S, \vec{\theta}_B)$ . The notations  $\hat{\vec{\theta}}$  and  $\Delta\hat{\vec{\sigma}}^{\text{fid}}$  represent the best fit estimate of  $\vec{\theta}$  and  $\Delta\vec{\sigma}^{\text{fid}}$ , respectively, and  $\hat{\vec{\theta}}_{\Delta\vec{\sigma}^{\text{fid}}}$  indicates the best fit estimate of  $\vec{\theta}$ , conditional on the value of  $\Delta\vec{\sigma}^{\text{fid}}$ . The nuisance parameters, including the Higgs boson mass, are profiled in the fit across all the bins.

## 9.1 Signal model

For each observable, a parametric signal model is constructed separately for each fiducial-level bin (including an extra bin collecting the OOA events), reconstruction-level bin, and category in  $\sigma_m^D$ . Since the shape of the  $m_{\gamma\gamma}$  distribution is significantly different for events where the vertex has been correctly identified compared to other events, these two components are modeled separately. The model is built as a fit to a sum of up to five Gaussian distributions of the simulated invariant mass shape, modified by the trigger, reconstruction, and identification efficiency corrections estimated from data control samples, for each of the three values of  $m_H \in \{120, 125, 130\}$  GeV. Signal models for other nominal values of  $m_H$  between 120 and 130 GeV are produced by interpolating the fitted parameters. The final signal model for a given category and a reconstruction-level bin is obtained by summing the functions, normalized to the expected signal yields, for each fiducial-level bin and vertex identification scenario.

## 9.2 Background model

A background model is produced for every bin of the observable and for each of the three categories in  $\sigma_m^D$ . A discrete profiling method [49], originally developed for the  $H \rightarrow \gamma\gamma$  decay observation analysis [42], is used. The background is evaluated by fitting to the  $m_{\gamma\gamma}$  distribution in data over the range  $100 < m_{\gamma\gamma} < 180$  GeV.

The choice of the function used to fit the background in a particular event class is included as a discrete nuisance parameter in the formulation of the likelihood. Exponentials, power-law

functions, polynomials in the Bernstein basis, and Laurent polynomials are used to represent  $B(m_{\gamma\gamma}|\vec{\theta}_B)$  in Eq. (1). A signal-plus-background hypothesis is fit to data by minimizing the value of twice the negative logarithm of the likelihood. All functions are tried, with a “penalty term” added to account for the number of free parameters in the fit. The penalized likelihood function  $\tilde{\mathcal{L}}_B$  for a single fixed background fitting function  $B$  is defined as:

$$-2 \ln \tilde{\mathcal{L}}_B = -2 \ln \mathcal{L}_B + N_B, \quad (4)$$

where  $\mathcal{L}_B$  is the “unpenalized” likelihood function and  $N_B$  is the number of free parameters in  $B$ . When fitting the complete likelihood, the number of degrees of freedom (number of exponentials, number of terms in the series, degree of the polynomial, etc.) is increased until no significant improvement occurs in the likelihood between  $N + 1$  and  $N$  degrees of freedom for the fit to the data distribution. The improvement is quantified by extracting the  $p$ -value from the F-distribution between the fits using  $N + 1$  and  $N$  degrees of freedom and requiring it to be smaller than 0.05.

## 10 Systematic uncertainties

Systematic uncertainties listed in this section are included in the likelihood as nuisance parameters and are profiled during the minimization. Unless specified otherwise, the sources of uncertainty refer to the individual quantity studied, and not to the final yield. The total uncertainty in the inclusive and differential measurements is dominated by the statistical uncertainties.

The systematic uncertainties affecting the shape of the  $m_{\gamma\gamma}$  distribution are treated as Gaussian variations. Those considered in this analysis are as follows:

- *Vertex finding efficiency*: the largest contribution to the uncertainty comes from the modeling of the underlying event, plus the uncertainty in the measurement of the ratio of data and simulation efficiencies obtained using  $Z \rightarrow \mu^+\mu^-$  events. It is handled as an additional nuisance parameter built into the signal model that allows the fraction of events in the right vertex/wrong vertex scenarios to change. The size of the uncertainty in the vertex selection efficiency is 1.5%;
- *Energy scale and resolution*: these corrections are studied with electrons from  $Z \rightarrow e^+e^-$  and then applied to photons. The main source of systematic uncertainty is the different interactions of electrons and photons with the material upstream from the ECAL. Uncertainties are assessed by changing the  $R_9$  distribution, the energy regression training (using electrons instead of photons), and the electron selection used to derive the corrections. The uncertainties in the different  $|\eta|$  and  $R_9$  bins are propagated to the Higgs boson signal phase space in order to estimate the uncertainty in the additional energy smearing. In both cases, dedicated nuisance parameters are included as additional systematic terms in the signal model and amount to less than about 0.5%, depending on the photon category.

The sources of systematic uncertainty having an impact mainly on the category yield, while leaving the shape of the  $m_{\gamma\gamma}$  distribution largely unaffected, are treated as log-normal uncertainties. In this analysis, the following are considered:

- *Integrated luminosity*: the systematic uncertainty is estimated from data to be 2.5% [50];
- *Trigger efficiency*: the trigger efficiency is measured from  $Z \rightarrow e^+e^-$  events using the tag-and-probe technique [51]; the size of the uncertainty is about 1%;

- *Photon selection*: the systematic uncertainty is taken as the uncertainty in the ratio between the efficiency measured in data and in simulation; it ranges from 0.3 to 3.2% and results in an event yield variation from 0.7 to 4.0% depending on the photon category;
- *Photon identification BDT score*: the uncertainties in the signal yields in the different categories of the analysis are estimated conservatively by propagating the uncertainty in the BDT inputs, which are estimated from the observed discrepancies between data and simulation, to the final photon identification BDT shape. This uncertainty has an effect of 3–5% on the signal yield, depending on the category;
- *Per-photon energy resolution estimate*: this is parametrized as a rescaling of the resolution estimate by  $\pm 5\%$  about the nominal value;
- *Jet energy scale and resolution corrections*: the uncertainties in these quantities are propagated to the final signal yields and induce event migrations between jet bins. The size of such migrations is in the 10–20% range, depending on the jet bin;
- *Pileup identification for jets*: this uncertainty is estimated in events with a Z boson and one balanced jet. The full discrepancy between data and simulation in the identification score of jets is taken as the estimated uncertainty. It results in migrations from one jet bin to another, whose size is  $< 1\%$ ;
- *Background modeling*: the choice of the background parametrization is handled using the discrete profiling method. This is automatically included as a statistical uncertainty in the shape of the background function and no additional systematic uncertainty needs to be added;
- *b tagging efficiency*: this is evaluated by varying the ratio between the measured b tagging efficiency in data and simulation within its uncertainty [52]. The resulting uncertainty in the signal yield is  $< 1\%$ ;
- *Lepton identification*: for both electrons and muons, the uncertainty is computed by varying the ratio of the efficiency measured in data and simulation by its uncertainty. The resulting differences in the selection efficiency, for observables involving leptons, is less than 1%;
- *Missing transverse momentum*: the size of this uncertainty is computed by shifting the momentum scale and resolution of the  $p_T$  of every particle-flow candidate entering the computation of  $p_T^{\text{miss}}$ , by an amount that depends on the type of the reconstructed object, as described in Ref. [53]. This has an effect on the yield per category below 1%; This results in events migrating from one bin to another and from one category to another for observables involving  $p_T^{\text{miss}}$ ;
- *PDF uncertainties*: the effect of the uncertainty from the choice of PDF is assessed by estimating the relative yield variation in each bin of the observable variables and category, after re-weighting the events of the simulated signal sample. The re-weighting is done using the PDF4LHC15 combined PDF set and NNPDF3.0 [30, 54] using the MC2HESSIAN procedure [55]. The category migrations are found to be less than 0.3%;
- *Renormalization and factorization scale uncertainty*: the size of this uncertainty is estimated by varying the renormalization and factorization scales. The effect on category migrations is found to be negligible.

## 11 Results

The reconstructed diphoton invariant mass distributions are shown in Fig. 2 for the three  $\sigma_m^D$  categories. The signal-plus-background fit is performed simultaneously in all three categories to extract the inclusive fiducial cross section. The best fit value of the inclusive fiducial cross section is:

$$\hat{\sigma}_{\text{fiducial}} = 84 \pm 11 \text{ (stat)} \pm 7 \text{ (syst)} \text{ fb} = 84 \pm 13 \text{ (stat+syst)} \text{ fb} \quad (5)$$

The total uncertainty (13 fb) is dominated by its statistical component (11 fb). The primary contributions to the systematic component (7 fb) arise from the uncertainties in the photon identification BDT score and in the per-photon energy resolution estimate, described in Section 10. The corresponding likelihood scan is shown in Fig. 3, together with the theoretical prediction for the cross section. In the measurement of both inclusive and differential fiducial cross sections, the Higgs boson mass is treated as a nuisance parameter and profiled in the likelihood maximization. The value of the profiled mass is compatible with the world average [56].

The theoretical prediction for the inclusive cross section is  $\sigma_{\text{fiducial}}^{\text{theory}} = 73 \pm 4 \text{ fb}$ . The measured value is in agreement with the prediction within 1 standard deviation. The prediction is computed using simulated events generated with MADGRAPH5\_aMC@NLO, where each of the Higgs boson production mechanisms is normalized to the predictions from Ref. [13]. The simulated events are used to compute the fiducial phase space acceptance for the SM Higgs boson with a mass of 125.09 GeV, corresponding to the measured world average value [56], and this value is then multiplied by the corresponding total cross section and branching fraction quoted in Ref. [13]. The uncertainties in the cross section and branching ratio predictions are also taken from Ref. [13] and propagated to the final prediction. The fiducial phase space acceptance is estimated to be 0.60 for the SM Higgs boson. This value amounts to 0.60, 0.60, 0.52, and 0.52 for ggH, VBF, VH, and t̄tH production, respectively. The associated QCD scale uncertainty is estimated by independently varying the renormalization and factorization scales used in the calculation by a factor of 2 upwards and downwards, excluding the combinations (1/2, 2) and (2, 1/2), and it amounts to approximately 1% of the acceptance value. The acceptance for the ggH production mode is estimated using events generated with POWHEG, both with and without weighting the events to match the prediction from the NNLOPS program, leading in both cases to a change of about 1%.

The measurements of the differential cross sections as functions of the observables under study are reported in Figs. 4–10. The figures show the best fit value, the 1 standard deviation uncertainty resulting from the likelihood scans for each bin of each observable, and the systematic contribution to the total uncertainty. The measurements are compared to theoretical predictions obtained using different generators for the calculation of the spectrum of the observables, with the cross section and branching fraction values taken from Ref. [13]. The contributions from the VBF, VH, and t̄tH production mechanisms are simulated with the MADGRAPH5\_aMC@NLO program. For the ggH contribution, three different predictions are calculated and each of these in turn is added to the VBF, VH, and t̄tH contributions. The ggH contribution is simulated with the MADGRAPH5\_aMC@NLO program and its events are weighted to match the NNLOPS prediction, as explained in Section 3. For the observables inclusive in the number of jets or describing the kinematic observables of the first jet, the prediction for the ggH contribution is also simulated using the POWHEG program. The theoretical prediction for the  $|\Delta\phi^{\gamma\gamma j_1 j_2}|$  spectrum is known to be not infrared-safe for values close to  $\pi$  [57], with large uncertainties related to soft jet production in ggH events. In this regime the theoretical uncertainties obtained with scale variations tend to be underestimated. This effect is particularly relevant in the last bin of the spectrum corresponding to the values  $3.05-\pi$ .



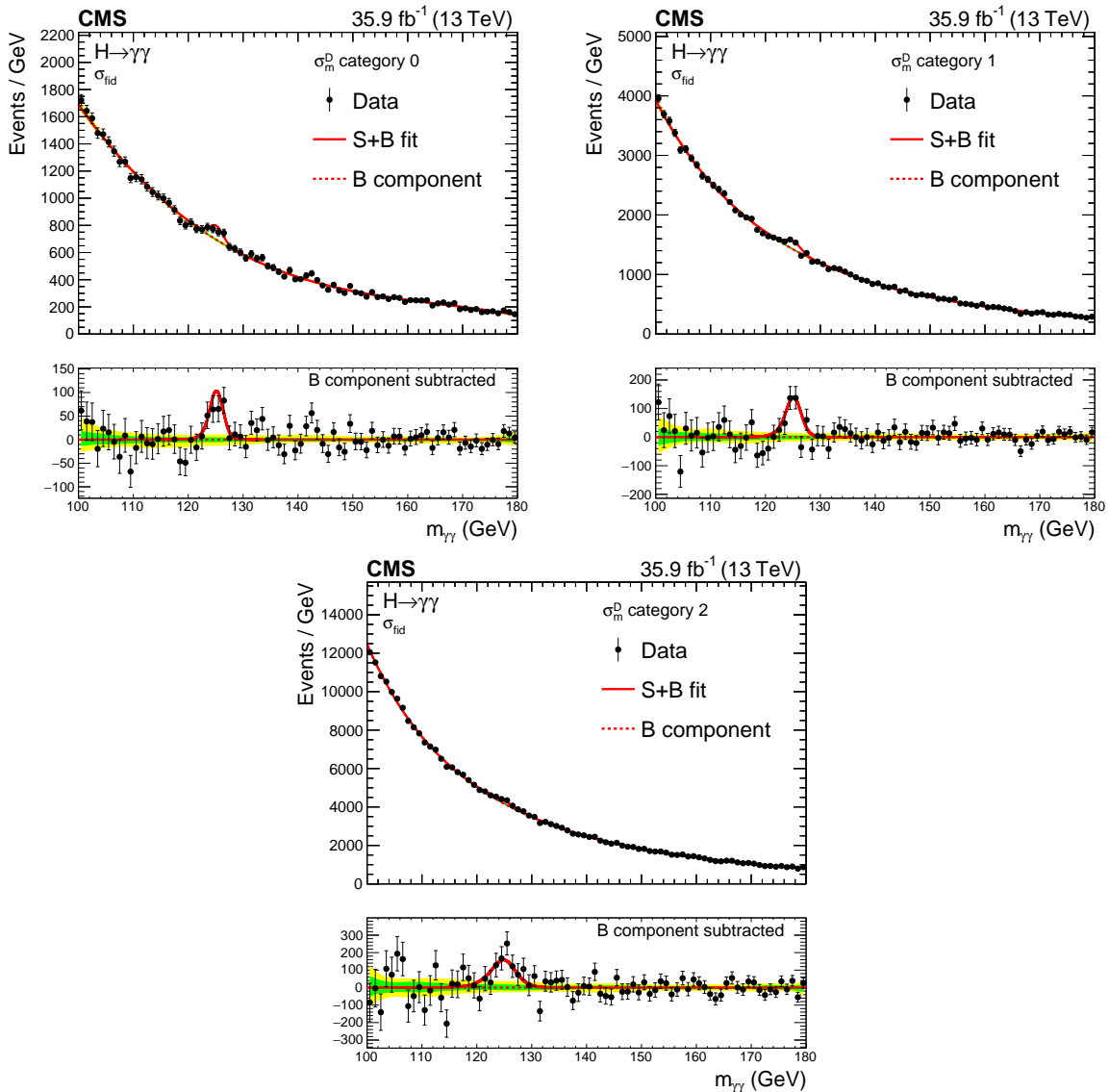


Figure 2: The diphoton mass spectrum in data (black points), together with the best signal-plus-background fit (red lines), for each  $\sigma_m^D$  category employed for the measurement of the inclusive fiducial cross section, as defined in Section 7. The two bands indicate the one and two standard deviation uncertainty in the background component.

The precision in the measurement of the differential fiducial cross sections varies widely depending on the observable under study. The observable that allows the most precise measurement and the largest number of bins is  $p_T^{\gamma\gamma}$ , where 8 bins are defined and the measurements have uncertainties around 40% on average, as shown in Fig. 4 (top left). The observables  $|y^{\gamma\gamma}|$  and  $|\cos(\theta^*)|$  yield measurements with uncertainties at the level of  $\sim 35\%$  in 5 bins, reported in Fig. 4 (bottom left and right, respectively). The uncertainties in the measurement as a function of the jet multiplicity,  $N_{\text{jet}}$ , presented in Fig. 4 (top right), range from  $\sim 25\%$  for the 0-jet bin up to  $\gtrsim 100\%$  for the high jet multiplicity bins. For the observables describing the properties of the first additional jet  $j_1$ , shown in Fig. 5, the average uncertainty is  $\sim 50\%$  with four bins, with the exception of  $p_T^{j_1}$ , where 5 bins are used and the uncertainties are around 70%. The spectrum of the observables involving two jets, displayed in Figs. 6 and 7, is measured with uncertainties

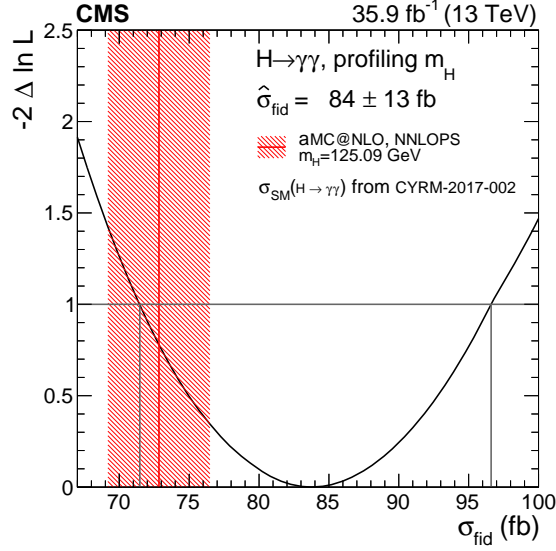


Figure 3: Likelihood scan (black curve) for the fiducial cross section measurement, where the value of the SM Higgs boson mass is profiled in the fit. The measurement is compared to the theoretical prediction (vertical red line), shown with its uncertainty (red hatched area), and it is found in agreement within the uncertainties.

ranging between  $\sim 70$  and  $\sim 90\%$  and employing three bins, except for  $m^{j_1 j_2}$  for which 5 bins are defined. As the measurements as functions of  $p_T^{j_2}$ ,  $|\Delta\phi^{j_1 j_2}|$ , and  $|\Delta\phi^{\gamma\gamma j_1 j_2}|$  are restricted to the VBF-enriched region of the phase space, the uncertainties are between 110 and 150%, as shown in Fig. 8. The double differential measurement as a function of  $p_T^{\gamma\gamma}$  and  $N_{\text{jet}}$ , reported in Fig. 9, allows the extraction of the cross section in 9 bins with uncertainties ranging from  $\sim 35$  to  $\sim 60\%$ . The measurements as a function of  $N_{\text{jet}}^b$ ,  $N_{\text{lepton}}$ , and  $p_T^{\text{miss}}$ , presented in Fig. 10, have uncertainties, in all bins except the first, of 200–250%. In the first bin, which contains the vast majority of the selected events, the uncertainties are comparable to the uncertainty in the inclusive cross section measurement. The results are found to be in agreement with the SM predictions within the uncertainties.

The measurement of the inclusive fiducial cross section is also performed in regions of the fiducial phase space. These regions, as described in Section 8, represent a very limited fraction ( $\sim 10^{-3}$ ) of the baseline phase space and target individual production mechanisms of the Higgs boson. The results of these measurements are summarized in Fig. 11, where selected bins of the differential measurements are also reported, in order to provide a more comprehensive summary. The measurements are compared to the corresponding theoretical predictions, obtained using MADGRAPH5\_aMC@NLO simulated signal events, with the ggH simulated events weighted to match the NNLOPS program prediction. The values of the cross section and the branching fraction are taken from Ref. [13]. The uncertainties in the measurements are around 250% for the *1-lepton, high*  $p_T^{\text{miss}}$  and *1-lepton, low*  $p_T^{\text{miss}}$  cross sections, and  $\sim 350\%$  for the  $\geq 1$ -lepton,  $\geq 1$ -b-jet cross section. The measurements are found to be compatible with the SM prediction.

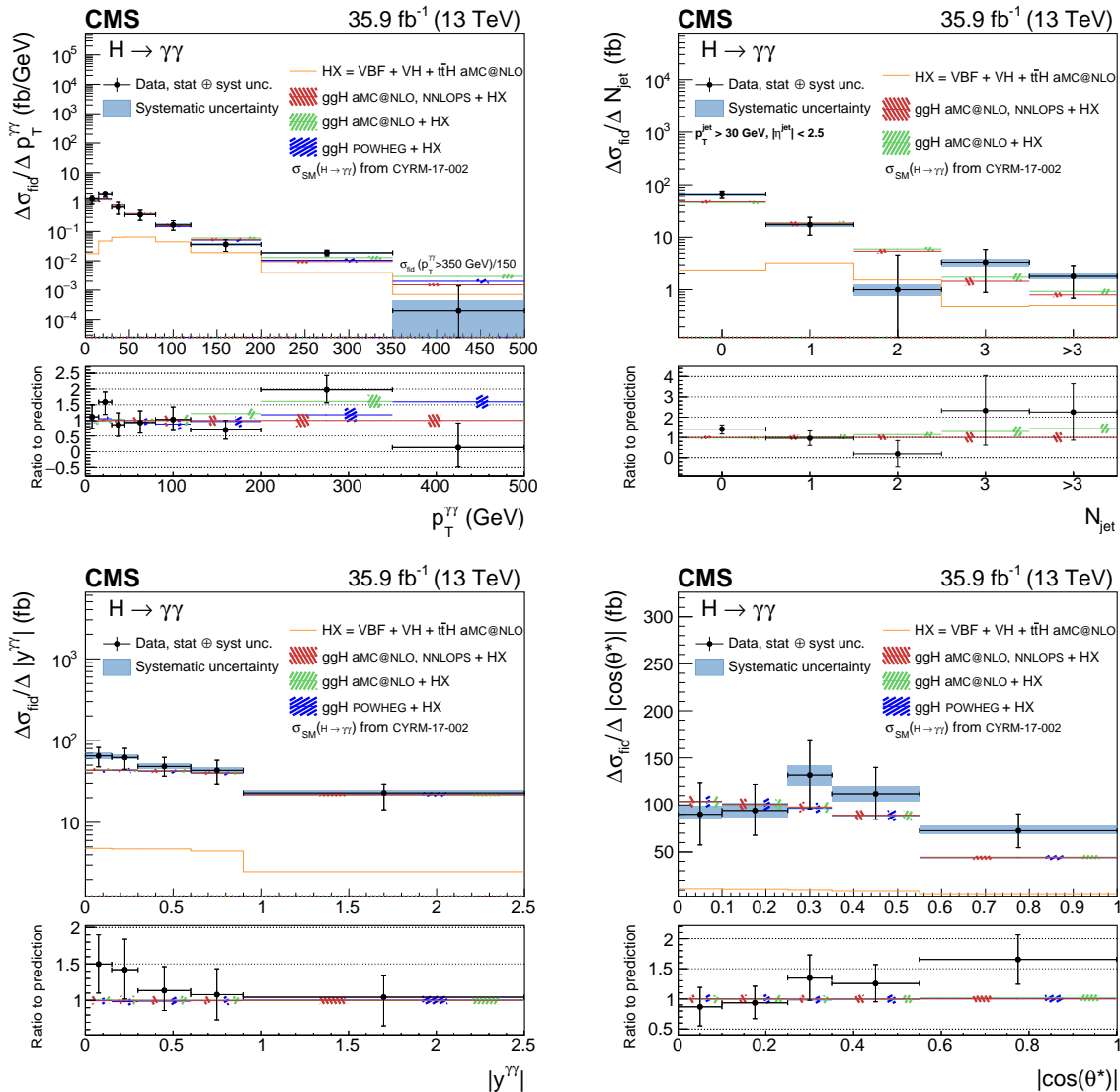


Figure 4: Measurement of the differential cross section (black points) as functions of  $p_T^{\gamma\gamma}$ ,  $N_{jet}$ ,  $|y^{\gamma\gamma}|$ , and  $|\cos(\theta^*)|$ . The error bars indicate 1 standard deviation uncertainty. The systematic component of the uncertainty is shown by the blue band. The measurements are compared to different simulation programs (histograms) with their uncertainties (hatched areas), all normalized to the same theoretical predictions from Ref. [13]. When the last bin of the distribution is an overflow bin, the normalization of the cross section in that bin is indicated in the figure.

## 12 Summary

Measurements of the inclusive and differential fiducial cross sections for production of the Higgs boson in the diphoton decay channel have been performed using an integrated luminosity of 35.9 fb<sup>-1</sup> of proton-proton collision data collected by the CMS experiment at a center-of-mass energy of 13 TeV. The measurements of the differential cross sections are reported as functions of a set of observables characterizing the diphoton system and particles produced in association with the Higgs boson. The measurements are performed for isolated photons in the fiducial phase space defined by requiring that both photons are isolated and within the pseudorapidity  $|\eta^{\gamma}| < 2.5$  and  $p_T/m_{\gamma\gamma} > 1/3(1/4)$  for the leading (subleading) photon. In this

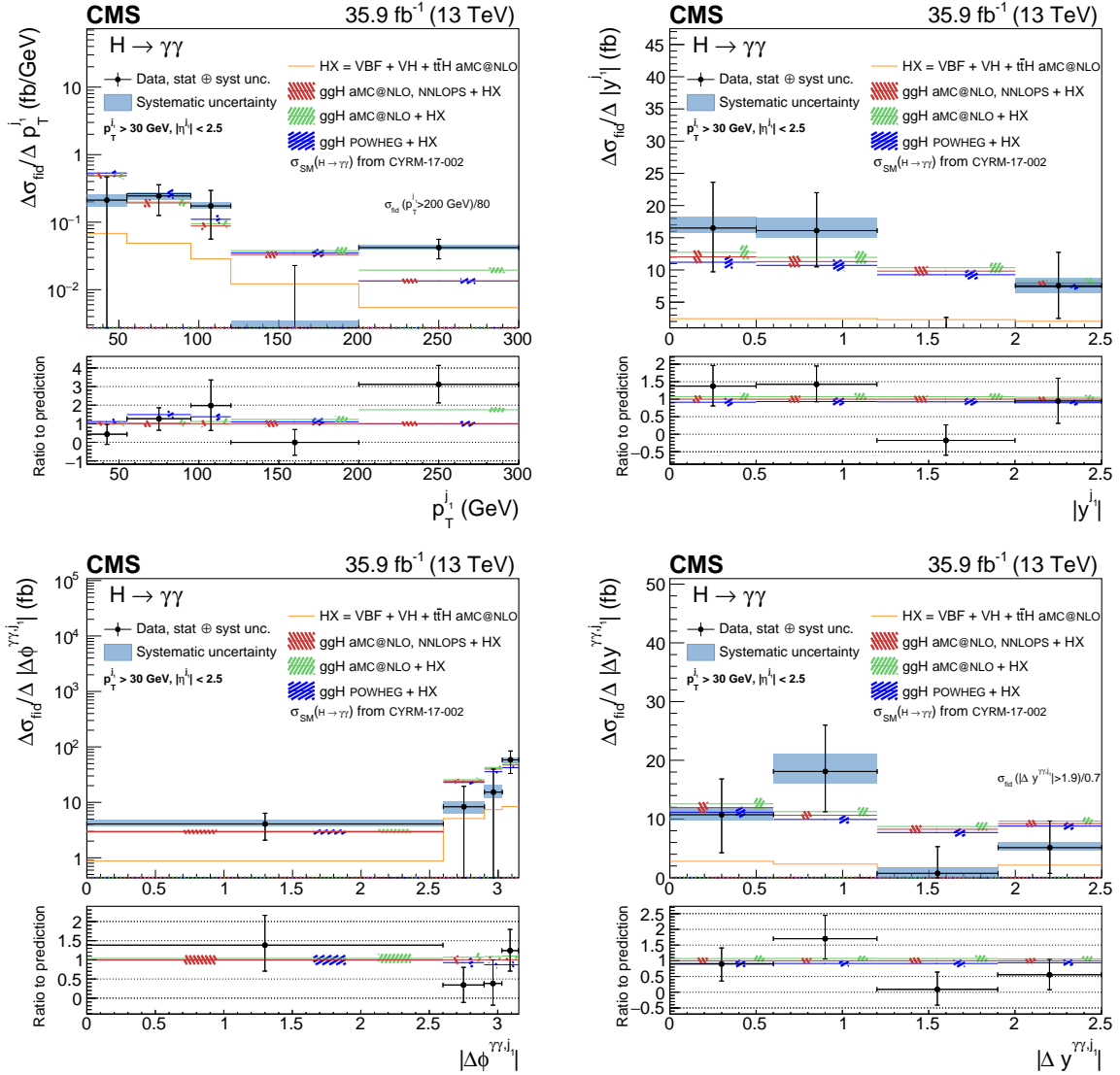


Figure 5: Measurement of the differential cross section (black points) as functions  $p_T^j$ ,  $|y^j|$ ,  $|\Delta\phi^{\gamma\gamma j_1}|$ , and  $|\Delta y^{\gamma\gamma j_1}|$ . The error bars indicate 1 standard deviation uncertainty. The systematic component of the uncertainty is shown by the blue band. The measurements are compared to different simulation programs (histograms) with their uncertainties (hatched areas), all normalized to the same theoretical predictions from Ref. [13]. When the last bin of the distribution is an overflow bin, the normalization of the cross section in that bin is indicated in the figure.

fiducial phase space, the cross section is measured to be  $84 \pm 13$  fb, compared with a theoretical prediction of  $73 \pm 4$  fb. The double-differential measurement is performed as a function of the transverse momentum of the diphoton system and the jet multiplicity in the event.

A subset of the differential observables describing the kinematics of the system of two additional jets is studied in a vector-boson-fusion enriched fiducial phase space. The inclusive cross section is also measured in three regions of the fiducial phase space, additionally requiring the presence of one selected lepton and missing transverse momentum  $p_T^{\text{miss}} < 100$  GeV, or one selected lepton and  $p_T^{\text{miss}} \geq 100$  GeV, or at least one selected lepton and at least one b-tagged jet, respectively. The measurements are in agreement within the uncertainties with the predictions

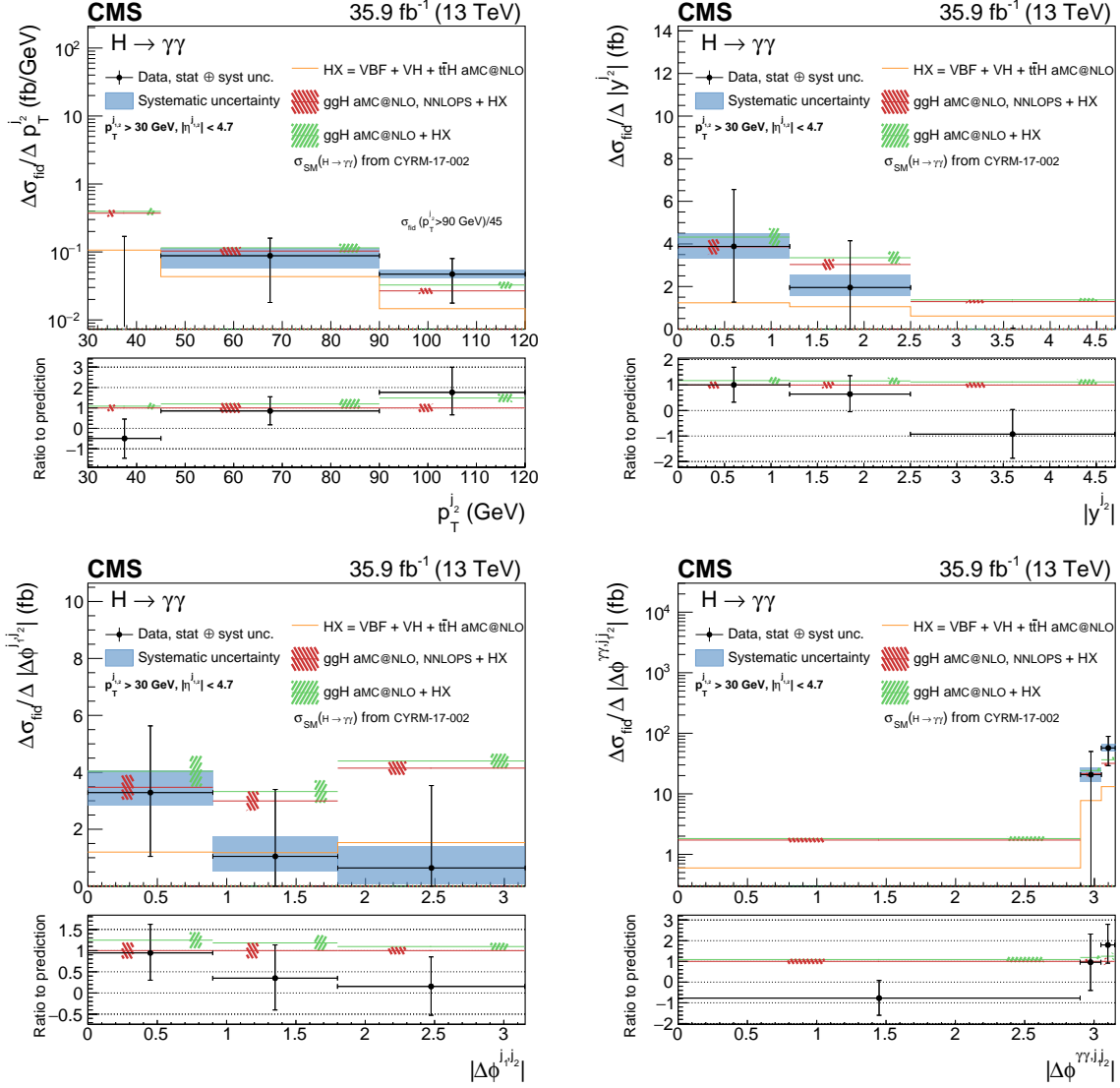


Figure 6: Measurement of the differential cross section (black points) as functions of  $p_T^{j_2}$ ,  $|y^{j_2}|$ ,  $|\Delta\phi^{j_1,j_2}|$ , and  $|\Delta\phi^{\gamma\gamma,j_1,j_2}|$ . The error bars indicate 1 standard deviation uncertainty. The systematic component of the uncertainty is shown by the blue band. The measurements are compared to two different simulation programs (histograms) with their uncertainties (hatched areas), both normalized to the same theoretical predictions from Ref. [13]. When the last bin of the distribution is an overflow bin, the normalization of the cross section in that bin is indicated in the figure.

for the production of a standard model Higgs boson.

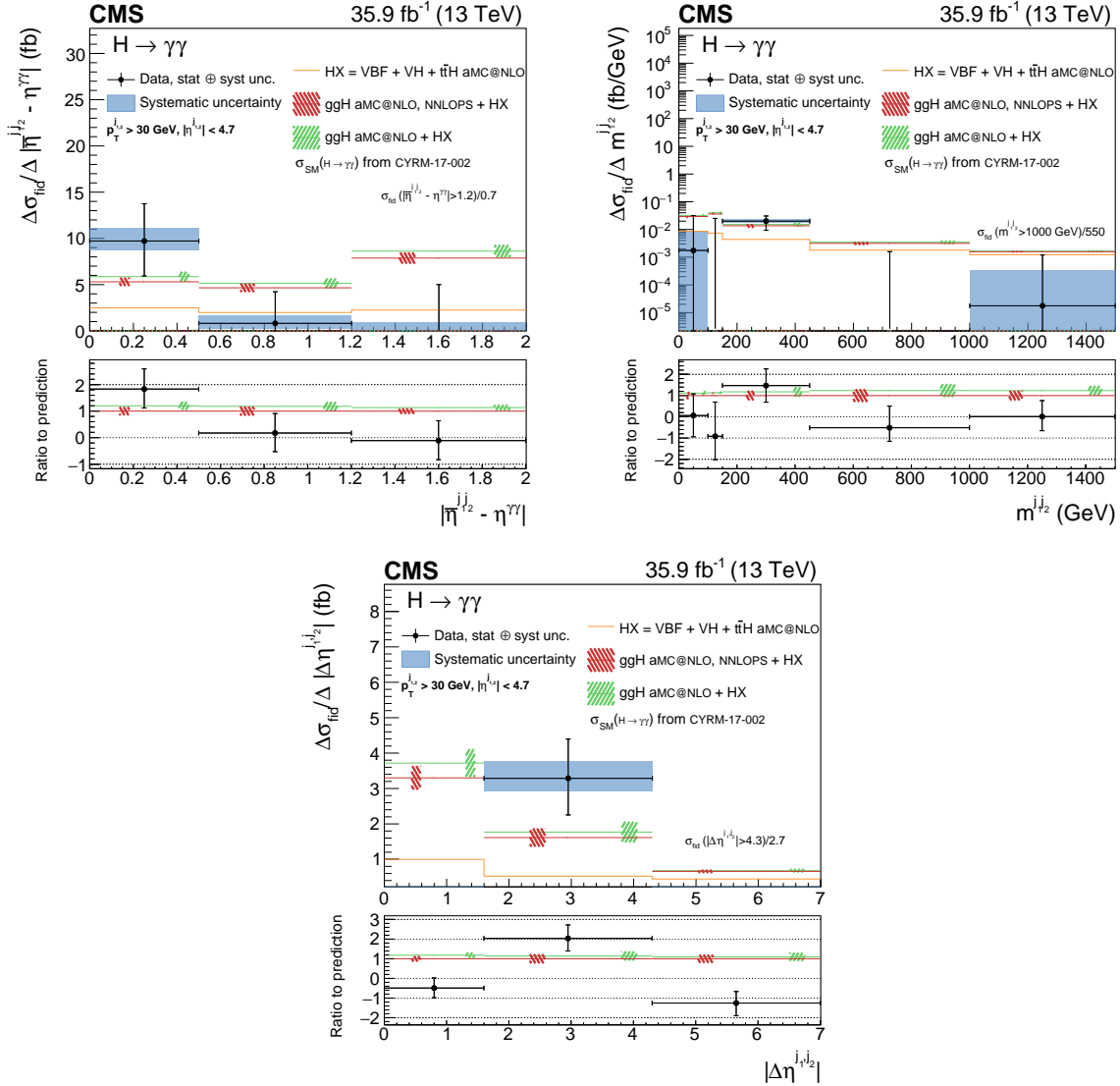


Figure 7: Measurement of the differential cross section (black points) as functions of  $|\bar{\eta}_{j_1 j_2} - \eta_{\gamma\gamma}|$ ,  $m^{j_1 j_2}$ , and  $|\Delta\eta^{j_1 j_2}|$ . The error bars indicate 1 standard deviation uncertainty. The systematic component of the uncertainty is shown by the blue band. The measurements are compared to two different simulation programs (histograms) with their uncertainties (hatched areas), both normalized to the same theoretical predictions from Ref. [13]. When the last bin of the distribution is an overflow bin, the normalization of the cross section in that bin is indicated in the figure.

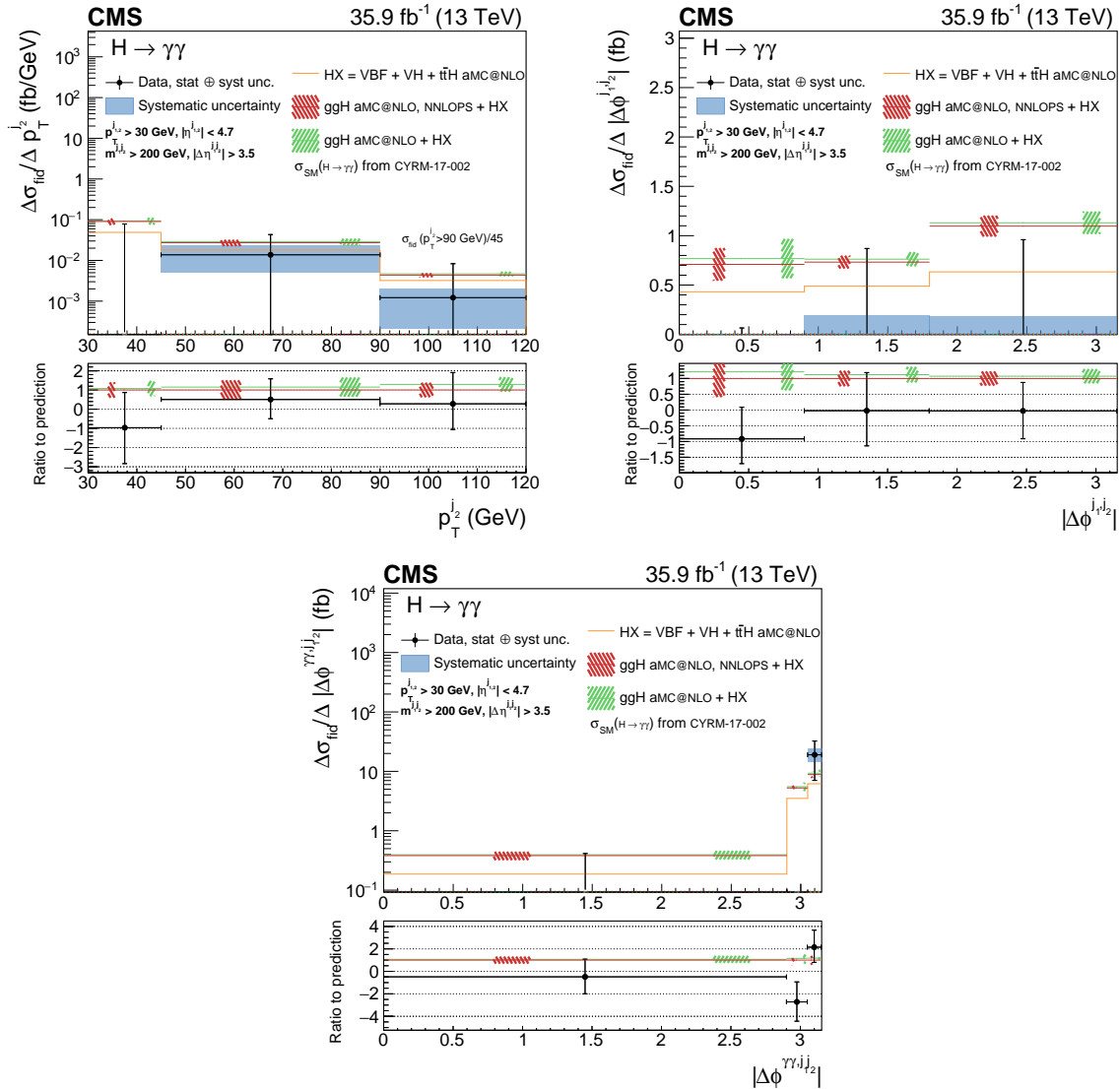


Figure 8: Measurement in a VBF-enriched region of the fiducial phase space of the differential cross section (black points) as functions of  $p_T^j$ ,  $|\Delta\phi^{j_1 j_2}|$ , and  $|\Delta\phi^{\gamma\gamma j_1 j_2}|$ . The error bars indicate 1 standard deviation uncertainty. The systematic component of the uncertainty is shown by the blue band. The measurements are compared to two different simulation programs (histograms) with their uncertainties (hatched areas), both normalized to the same theoretical predictions from Ref. [13]. When the last bin of the distribution is an overflow bin, the normalization of the cross section in that bin is indicated in the figure.

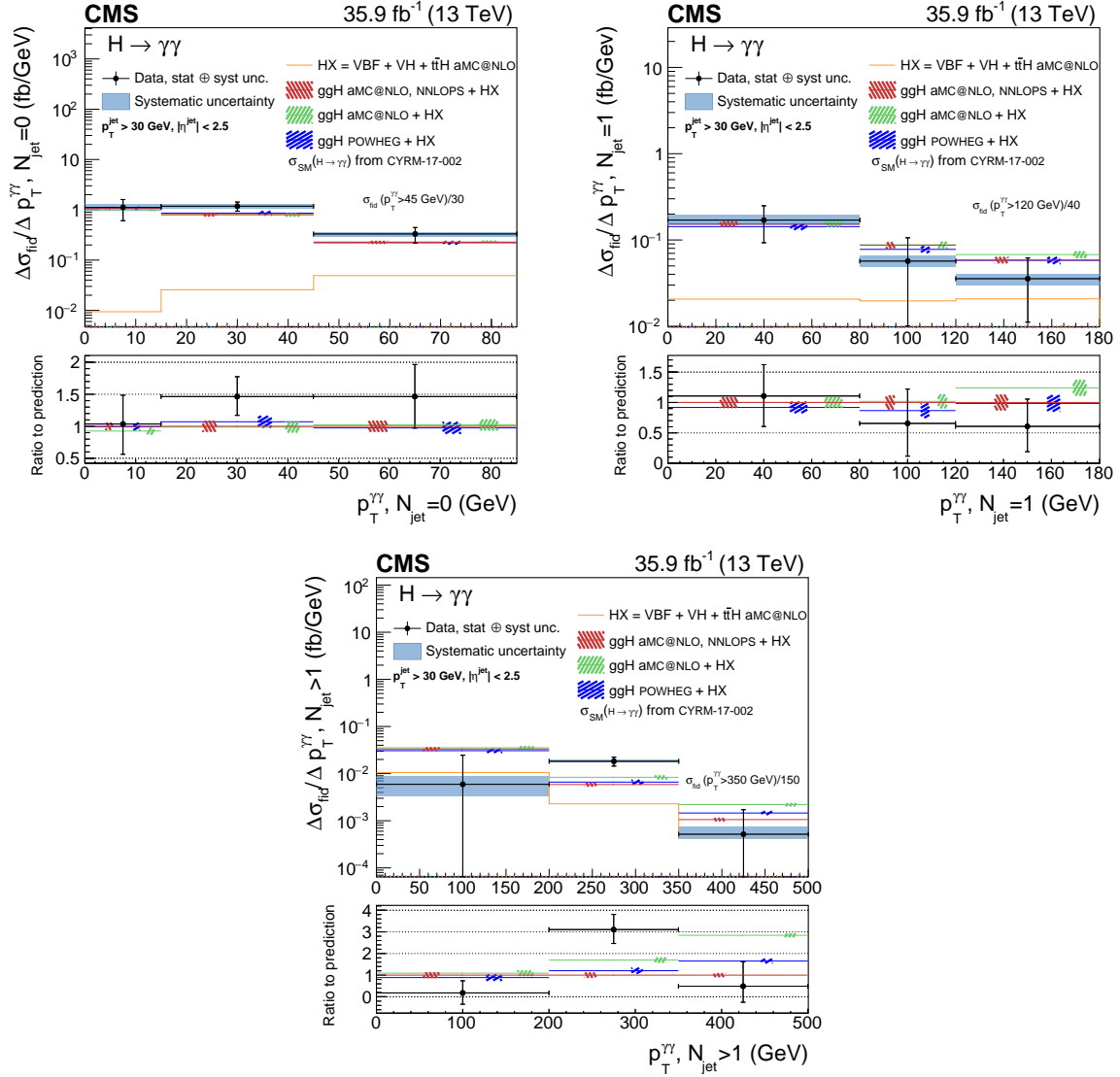


Figure 9: Measurement of the differential cross section (black points) as function of  $p_T^{\gamma\gamma}$  and  $N_{\text{jet}}$  simultaneously. The error bars indicate 1 standard deviation uncertainty. The systematic component of the uncertainty is shown by the blue band. The measurements are compared to different simulation programs (histograms) with their uncertainties (hatched areas), all normalized to the same theoretical predictions from Ref. [13]. The normalization of the cross section in last, overflow bin is indicated in the figure.



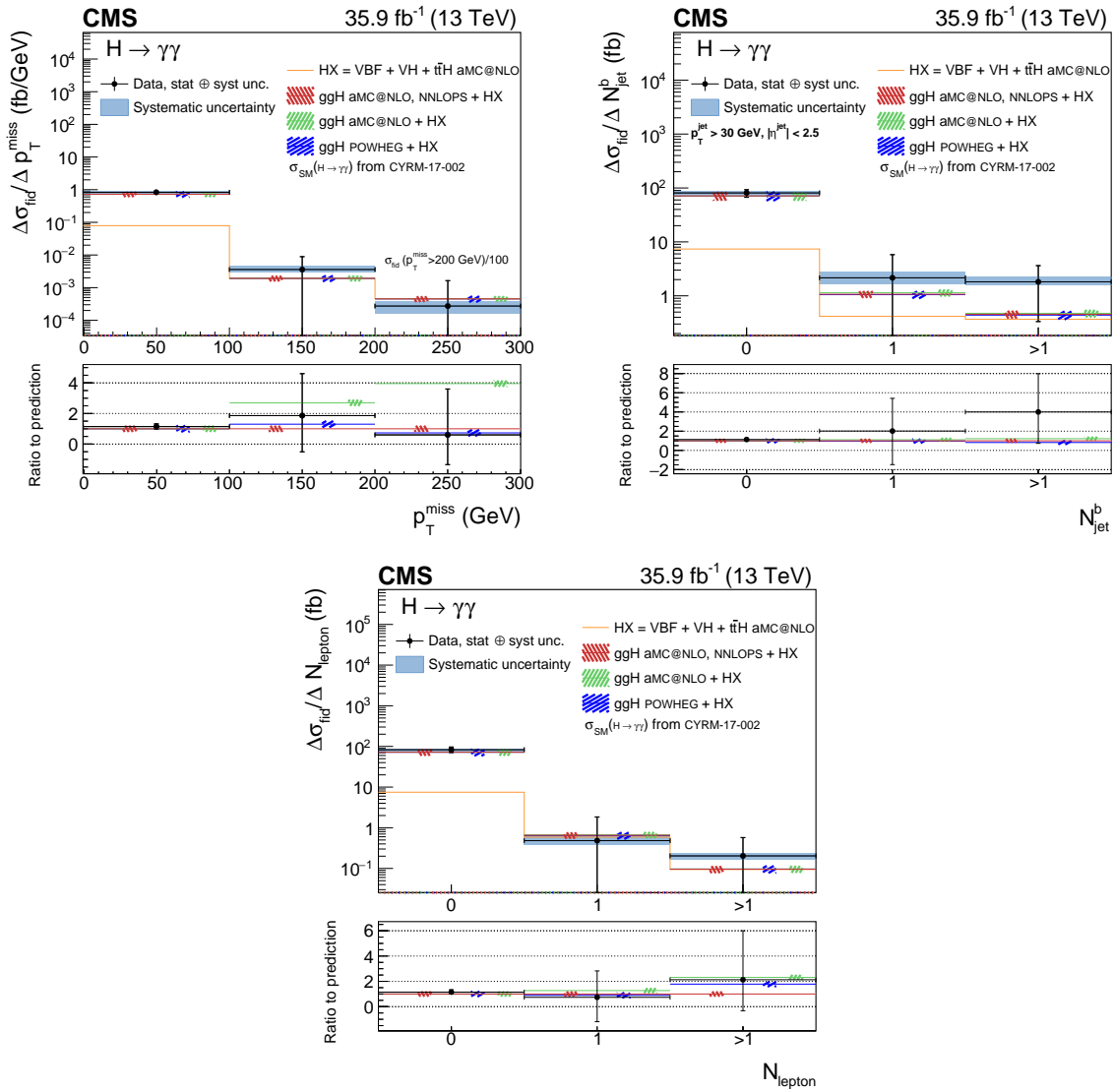


Figure 10: Measurement of the differential cross section (black points) as functions of  $p_T^{miss}$ ,  $N_{jet}^b$ , and  $N_{lepton}$ . The error bars indicate 1 standard deviation uncertainty. The systematic component of the uncertainty is shown by the blue band. The measurements are compared to different simulation programs (histograms) with their uncertainties (hatched areas), all normalized to the same theoretical predictions from Ref. [13]. When the last bin of the distribution is an overflow bin, the normalization of the cross section in that bin is indicated in the figure.

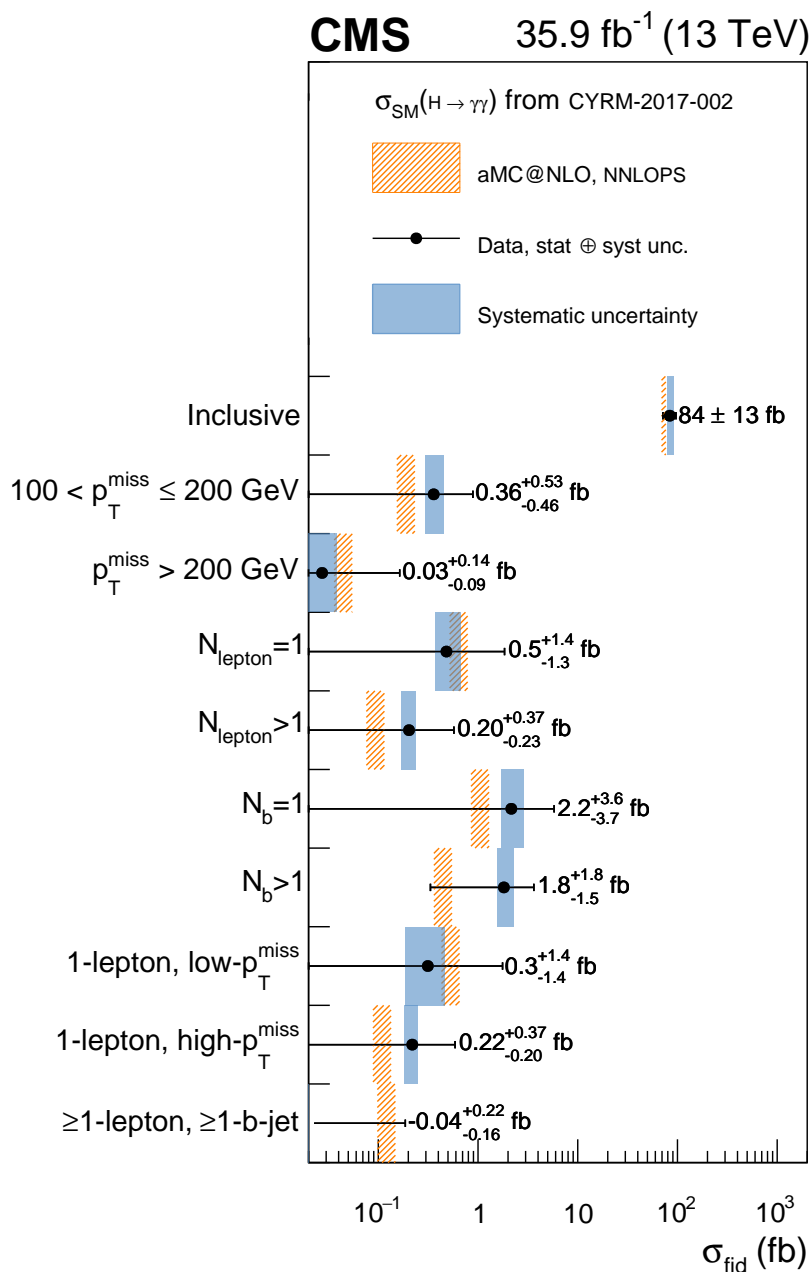


Figure 11: The measurement of the differential cross section (black points) for different regions of the phase space, listed on the vertical axis. The black error bars indicate the 1 standard deviation uncertainty and its systematic component is shown by the blue band. The measurements are found in agreement with the theoretical predictions (orange hatched area), normalized to the predictions from Ref. [13]. The measured value of some of the cross sections is found to be compatible with the background-only hypothesis.

## Acknowledgments

We congratulate our colleagues in the CERN accelerator departments for the excellent performance of the LHC and thank the technical and administrative staffs at CERN and at other CMS institutes for their contributions to the success of the CMS effort. In addition, we gratefully acknowledge the computing centers and personnel of the Worldwide LHC Computing Grid for delivering so effectively the computing infrastructure essential to our analyses. Finally, we acknowledge the enduring support for the construction and operation of the LHC and the CMS detector provided by the following funding agencies: BMWFW and FWF (Austria); FNRS and FWO (Belgium); CNPq, CAPES, FAPERJ, FAPERGS, and FAPESP (Brazil); MES (Bulgaria); CERN; CAS, MoST, and NSFC (China); COLCIENCIAS (Colombia); MSES and CSF (Croatia); RPF (Cyprus); SENESCYT (Ecuador); MoER, ERC IUT, and ERDF (Estonia); Academy of Finland, MEC, and HIP (Finland); CEA and CNRS/IN2P3 (France); BMBF, DFG, and HGF (Germany); GSRT (Greece); NKFI (Hungary); DAE and DST (India); IPM (Iran); SFI (Ireland); INFN (Italy); MSIP and NRF (Republic of Korea); MES (Latvia); LAS (Lithuania); MOE and UM (Malaysia); BUAP, CINVESTAV, CONACYT, LNS, SEP, and UASLP-FAI (Mexico); MOS (Montenegro); MBIE (New Zealand); PAEC (Pakistan); MSHE and NSC (Poland); FCT (Portugal); JINR (Dubna); MON, RosAtom, RAS, RFBR, and NRC KI (Russia); MESTD (Serbia); SEIDI, CPAN, PCTI, and FEDER (Spain); MOSTR (Sri Lanka); Swiss Funding Agencies (Switzerland); MST (Taipei); ThEPCenter, IPST, STAR, and NSTDA (Thailand); TUBITAK and TAEK (Turkey); NASU and SFFR (Ukraine); STFC (United Kingdom); DOE and NSF (USA).

Individuals have received support from the Marie-Curie program and the European Research Council and Horizon 2020 Grant, contract No. 675440 (European Union); the Leventis Foundation; the A. P. Sloan Foundation; the Alexander von Humboldt Foundation; the Belgian Federal Science Policy Office; the Fonds pour la Formation à la Recherche dans l'Industrie et dans l'Agriculture (FRIA-Belgium); the Agentschap voor Innovatie door Wetenschap en Technologie (IWT-Belgium); the F.R.S.-FNRS and FWO (Belgium) under the "Excellence of Science - EOS" - be.h project n. 30820817; the Ministry of Education, Youth and Sports (MEYS) of the Czech Republic; the Lendület ("Momentum") Program and the János Bolyai Research Scholarship of the Hungarian Academy of Sciences, the New National Excellence Program ÚNKP, the NKFI research grants 123842, 123959, 124845, 124850 and 125105 (Hungary); the Council of Science and Industrial Research, India; the HOMING PLUS program of the Foundation for Polish Science, cofinanced from European Union, Regional Development Fund, the Mobility Plus program of the Ministry of Science and Higher Education, the National Science Center (Poland), contracts Harmonia 2014/14/M/ST2/00428, Opus 2014/13/B/ST2/02543, 2014/15/B/ST2/03998, and 2015/19/B/ST2/02861, Sonata-bis 2012/07/E/ST2/01406; the National Priorities Research Program by Qatar National Research Fund; the Programa Estatal de Fomento de la Investigación Científica y Técnica de Excelencia María de Maeztu, grant MDM-2015-0509 and the Programa Severo Ochoa del Principado de Asturias; the Thalís and Aristeia programs cofinanced by EU-ESF and the Greek NSRF; the Rachadapisek Sompot Fund for Postdoctoral Fellowship, Chulalongkorn University and the Chulalongkorn Academic into Its 2nd Century Project Advancement Project (Thailand); the Welch Foundation, contract C-1845; and the Weston Havens Foundation (USA).

## References

- [1] ATLAS Collaboration, "Observation of a new particle in the search for the standard model Higgs boson with the ATLAS detector at the LHC", *Phys. Lett. B* **716** (2012) 1, doi:10.1016/j.physletb.2012.08.020, arXiv:1207.7214.

- 
- [2] CMS Collaboration, "Observation of a new boson at a mass of 125 GeV with the CMS experiment at the LHC", *Phys. Lett. B* **716** (2012) 30, doi:10.1016/j.physletb.2012.08.021.
- [3] CMS Collaboration, "Observation of a new boson with mass near 125 GeV in pp collisions at  $\sqrt{s} = 7$  and 8 TeV", *JHEP* **06** (2013) 081, doi:10.1007/JHEP06(2013)081, arXiv:1303.4571.
- [4] ATLAS and CMS Collaborations, "Measurements of the Higgs boson production and decay rates and constraints on its couplings from a combined ATLAS and CMS analysis of the LHC pp collision data at  $\sqrt{s} = 7$  and 8 TeV", *JHEP* **08** (2016) 045, doi:10.1007/JHEP08(2016)045, arXiv:1606.02266.
- [5] ATLAS Collaboration, "Measurements of fiducial and differential cross sections for Higgs boson production in the diphoton decay channel at  $\sqrt{s} = 8$  TeV with ATLAS", *JHEP* **09** (2014) 112, doi:10.1007/JHEP09(2014)112, arXiv:1407.4222.
- [6] CMS Collaboration, "Measurement of differential cross sections for Higgs boson production in the diphoton decay channel in pp collisions at  $\sqrt{s} = 8$  TeV", *Eur. Phys. J. C* **76** (2016) 13, doi:10.1140/epjc/s10052-015-3853-3, arXiv:1508.07819.
- [7] ATLAS Collaboration, "Fiducial and differential cross sections of Higgs boson production measured in the four-lepton decay channel in pp collisions at  $\sqrt{s} = 8$  TeV with the ATLAS detector", *Phys. Lett. B* **738** (2014) 234, doi:10.1016/j.physletb.2014.09.054, arXiv:1408.3226.
- [8] CMS Collaboration, "Measurement of differential and integrated fiducial cross sections for Higgs boson production in the four-lepton decay channel in pp collisions at  $\sqrt{s} = 7$  and 8 TeV", *JHEP* **04** (2015) 005, doi:10.1007/JHEP04(2016)005, arXiv:1512.08377.
- [9] ATLAS Collaboration, "Measurement of fiducial differential cross sections of gluon-fusion production of Higgs bosons decaying to  $WW^* \rightarrow e\nu\mu\nu$  with the ATLAS detector at  $\sqrt{s} = 8$  TeV.", *JHEP* **08** (2016) 104, doi:10.1007/JHEP08(2016)104, arXiv:1604.02997.
- [10] CMS Collaboration, "Measurement of the transverse momentum spectrum of the Higgs boson produced in pp collisions at  $\sqrt{s} = 8$  TeV using  $H \rightarrow WW$  decays", *JHEP* **03** (2017) 032, doi:10.1007/JHEP03(2017)032, arXiv:1606.01522.
- [11] ATLAS Collaboration, "Measurement of inclusive and differential cross sections in the  $H \rightarrow ZZ^* \rightarrow 4\ell$  decay channel in pp collisions at  $\sqrt{s} = 13$  TeV with the ATLAS detector.", *JHEP* **10** (2017) 132, doi:10.1007/JHEP10(2017)132, arXiv:1708.02810.
- [12] CMS Collaboration, "Measurements of properties of the Higgs boson decaying into the four-lepton final state in pp collisions at  $\sqrt{s} = 13$  TeV.", *JHEP* **11** (2017) 047, doi:10.1007/JHEP11(2017)047, arXiv:1706.09936.
- [13] LHC Higgs Cross Section Working Group, "Handbook of LHC Higgs cross sections: 4. Deciphering the nature of the Higgs sector", *CERN* (2016) doi:10.23731/CYRM-2017-002, arXiv:1610.07922.
- [14] CMS Collaboration, "Measurements of Higgs boson properties in the diphoton decay channel in proton-proton collisions at  $\sqrt{s} = 13$  TeV", *JHEP* **11** (2018) 185, doi:10.1007/JHEP11(2018)185, arXiv:1804.02716.

- [15] CMS Collaboration, “The CMS trigger system”, *JINST* **12** (2017) P01020, doi:10.1088/1748-0221/12/01/P01020, arXiv:1609.02366.
- [16] CMS Collaboration, “The CMS experiment at the CERN LHC”, *JINST* **3** (2008) S08004, doi:10.1088/1748-0221/3/08/S08004.
- [17] GEANT4 Collaboration, “GEANT4 — a simulation toolkit”, *Nucl. Instrum. Meth. A* **506** (2003) 250, doi:10.1016/S0168-9002(03)01368-8.
- [18] J. Alwall et al., “The automated computation of tree-level and next-to-leading order differential cross sections, and their matching to parton shower simulations”, *JHEP* **07** (2014) 079, doi:10.1007/JHEP07(2014)079, arXiv:1405.0301.
- [19] R. Frederix and S. Frixione, “Merging meets matching in MC@NLO”, *JHEP* **12** (2012) 061, doi:10.1007/JHEP12(2012)061, arXiv:1209.6215.
- [20] T. Sjöstrand et al., “An Introduction to PYTHIA 8.2”, *Comput. Phys. Commun.* **191** (2015) 159, doi:10.1016/j.cpc.2015.01.024, arXiv:1410.3012.
- [21] P. Skands, S. Carrazza, and J. Rojo, “Tuning PYTHIA 8.1: the Monash 2013 Tune”, *Eur. Phys. J. C* **74** (2014) 3024, doi:10.1140/epjc/s10052-014-3024-y, arXiv:1404.5630.
- [22] K. Hamilton, P. Nason, E. Re, and G. Zanderighi, “NNLOPS simulation of Higgs boson production”, *JHEP* **10** (2013) 222, doi:10.1007/JHEP10(2013)222, arXiv:1309.0017.
- [23] K. Hamilton, P. Nason, and G. Zanderighi, “MINLO: multi-scale improved NLO”, *JHEP* **10** (2012) 155, doi:10.1007/JHEP10(2012)155, arXiv:1206.3572.
- [24] A. Kardos, P. Nason, and C. Oleari, “Three-jet production in POWHEG”, *JHEP* **04** (2014) 043, doi:10.1007/JHEP04(2014)043, arXiv:1402.4001.
- [25] P. Nason, “A new method for combining NLO QCD with shower Monte Carlo algorithms”, *JHEP* **11** (2004) 040, doi:10.1088/1126-6708/2004/11/040, arXiv:hep-ph/0409146.
- [26] S. Frixione, P. Nason, and C. Oleari, “Matching NLO QCD computations with parton shower simulations: the POWHEG method”, *JHEP* **11** (2007) 070, doi:10.1088/1126-6708/2007/11/070, arXiv:0709.2092.
- [27] S. Alioli, P. Nason, C. Oleari, and E. Re, “A general framework for implementing NLO calculations in shower Monte Carlo programs: the POWHEG BOX”, *JHEP* **06** (2010) 043, doi:10.1007/JHEP06(2010)043, arXiv:1002.2581.
- [28] S. Alioli, P. Nason, C. Oleari, and E. Re, “NLO Higgs boson production via gluon fusion matched with shower in POWHEG”, *JHEP* **04** (2009) 002, doi:10.1088/1126-6708/2009/04/002, arXiv:0812.0578.
- [29] E. Bagnaschi, G. Degrandi, P. Slavich, and A. Vicini, “Higgs production via gluon fusion in the POWHEG approach in the SM and in the MSSM”, *JHEP* **02** (2012) 088, doi:10.1007/JHEP02(2012)088, arXiv:1111.2854.
- [30] NNPDF Collaboration, “Parton distributions for the LHC Run II”, *JHEP* **04** (2015) 040, doi:10.1007/JHEP04(2015)040, arXiv:1410.8849.

- 
- [31] T. Gleisberg et al., “Event generation with SHERPA 1.1”, *JHEP* **02** (2009) 007, doi:10.1088/1126-6708/2009/02/007, arXiv:0811.4622.
- [32] CMS Collaboration, “Performance of photon reconstruction and identification with the CMS detector in proton-proton collisions at  $\sqrt{s} = 8$  TeV”, *JINST* **10** (2015) P08010, doi:10.1088/1748-0221/10/08/P08010, arXiv:1502.02702.
- [33] CMS Collaboration, “Performance of electron reconstruction and selection with the CMS detector in proton-proton collisions at  $\sqrt{s} = 8$  TeV”, *JINST* **10** (2015) P06005, doi:10.1088/1748-0221/10/06/P06005, arXiv:1502.02701.
- [34] CMS Collaboration, “Energy calibration and resolution of the CMS electromagnetic calorimeter in pp collisions at  $\sqrt{s} = 7$  TeV”, *JINST* **8** (2013) P09009, doi:10.1088/1748-0221/8/09/P09009, arXiv:1306.2016.
- [35] M. Oreglia, “A Study of the Reactions  $\psi' \rightarrow \gamma\gamma\psi$ ”. PhD thesis, Stanford University, Stanford U.S.A., 1980. SLAC report SLAC-R-0236 and online at <http://www.slac.stanford.edu/pubs/slacreports/slac-r-236.html>.
- [36] CMS Collaboration, “Particle-flow reconstruction and global event description with the CMS detector”, *JINST* **12** (2017) P10003, doi:10.1088/1748-0221/12/10/P10003, arXiv:1706.04965.
- [37] M. Cacciari, G. P. Salam, and G. Soyez, “The anti- $k_T$  jet clustering algorithm”, *JHEP* **04** (2008) 063, doi:10.1088/1126-6708/2008/04/063, arXiv:0802.1189.
- [38] M. Cacciari, G. P. Salam, and G. Soyez, “FastJet user manual”, *Eur. Phys. J. C* **72** (2012) 1896, doi:10.1140/epjc/s10052-012-1896-2, arXiv:1111.6097.
- [39] CMS Collaboration, “Jet algorithms performance in 13 TeV data”, CMS Physics Analysis Summary CMS-PAS-JME-16-003, 2017.
- [40] CMS Collaboration, “Jet energy scale and resolution in the CMS experiment in pp collisions at 8 TeV”, *JINST* **12** (2017) P02014, doi:10.1088/1748-0221/12/02/P02014, arXiv:1607.03663.
- [41] CMS Collaboration, “Identification of heavy-flavour jets with the CMS detector in pp collisions at 13 TeV”, *JINST* **13** (2018), no. 05, P05011, doi:10.1088/1748-0221/13/05/P05011, arXiv:1712.07158.
- [42] CMS Collaboration, “Observation of the diphoton decay of the Higgs boson and measurement of its properties”, *Eur. Phys. J. C* **74** (2014) 3076, doi:10.1140/epjc/s10052-014-3076-z, arXiv:1407.0558.
- [43] CMS Collaboration, “Pileup jet identification”, CMS Physics Analysis Summary CMS-PAS-JME-13-005, 2013.
- [44] CMS Collaboration, “Electron and photon performance using data collected by CMS at  $\sqrt{s} = 13$  TeV and 25 ns”, CMS Detector Performance Summary CMS-DP-2015-067, 2015.
- [45] CMS Collaboration, “Electron and photon performance in CMS with the full 2016 data sample”, CMS Detector Performance Summary CMS-DP-2017-004, 2017.
- [46] J. C. Collins and D. E. Soper, “Angular distribution of dileptons in high-energy hadron collisions”, *Phys. Rev. D* **16** (1977) 2219, doi:10.1103/PhysRevD.16.2219.

- [47] D. L. Rainwater, R. Szalapski, and D. Zeppenfeld, “Probing color singlet exchange in  $Z +$  two jet events at the CERN LHC”, *Phys. Rev. D* **54** (1996) 6680, doi:10.1103/PhysRevD.54.6680, arXiv:hep-ph/9605444.
- [48] G. Cowan, K. Cranmer, E. Gross, and O. Vitells, “Asymptotic formulae for likelihood-based tests of new physics”, *Eur. Phys. J. C* **71** (2011) 1554, doi:10.1140/epjc/s10052-011-1554-0, arXiv:1007.1727. [Erratum: doi:10.1140/epjc/s10052-013-2501-z].
- [49] P. D. Dauncey, M. Kenzie, N. Wardle, and G. J. Davies, “Handling uncertainties in background shapes: the discrete profiling method”, *JINST* **10** (2015) P04015, doi:10.1088/1748-0221/10/04/P04015, arXiv:1408.6865.
- [50] CMS Collaboration, “CMS luminosity measurements for the 2016 data taking period”, CMS Physics Analysis Summary CMS-PAS-LUM-17-001, 2017.
- [51] CMS Collaboration, “Measurement of the inclusive  $W$  and  $Z$  production cross sections in  $pp$  collisions at  $\sqrt{s} = 7$  TeV”, *JHEP* **10** (2011) 132, doi:10.1007/JHEP10(2011)132, arXiv:1107.4789.
- [52] CMS Collaboration, “Identification of  $b$ -quark jets with the CMS experiment”, *JINST* **8** (2013) P04013, doi:10.1088/1748-0221/8/04/P04013, arXiv:1211.4462.
- [53] CMS Collaboration, “Performance of missing energy reconstruction in 13 TeV  $pp$  collision data using the CMS detector”, CMS Physics Analysis Summary CMS-PAS-JME-16-004, 2016.
- [54] F. Demartin et al., “The impact of PDF and  $\alpha_S$  uncertainties on Higgs production in gluon fusion at hadron colliders”, *Phys. Rev. D* **82** (2010) 014002, doi:10.1103/PhysRevD.82.014002, arXiv:1004.0962.
- [55] S. Carrazza et al., “An unbiased Hessian representation for Monte Carlo PDFs”, *Eur. Phys. J. C* **75** (2015) 369, doi:10.1140/epjc/s10052-015-3590-7, arXiv:1505.06736.
- [56] ATLAS and CMS Collaborations, “Combined measurement of the Higgs boson mass in  $pp$  collisions at  $\sqrt{s} = 7$  and 8 TeV with the ATLAS and CMS experiments”, *Phys. Rev. Lett.* **114** (2015) 191803, doi:10.1103/PhysRevLett.114.191803, arXiv:1503.07589.
- [57] LHC Higgs Cross Section Working Group, “Handbook of LHC Higgs cross sections: 3. Higgs Properties”, CERN (2013) doi:10.5170/CERN-2013-004, arXiv:1307.1347.





## A The CMS Collaboration

### Yerevan Physics Institute, Yerevan, Armenia

A.M. Sirunyan, A. Tumasyan

### Institut für Hochenergiephysik, Wien, Austria

W. Adam, F. Ambrogio, E. Asilar, T. Bergauer, J. Brandstetter, M. Dragicevic, J. Erö, A. Escalante Del Valle, M. Flechl, R. Frühwirth<sup>1</sup>, V.M. Ghete, J. Hrubec, M. Jeitler<sup>1</sup>, N. Krammer, I. Krätschmer, D. Liko, T. Madlener, I. Mikulec, N. Rad, H. Rohringer, J. Schieck<sup>1</sup>, R. Schöfbeck, M. Spanring, D. Spitzbart, A. Taurok, W. Waltenberger, J. Wittmann, C.-E. Wulz<sup>1</sup>, M. Zarucki

### Institute for Nuclear Problems, Minsk, Belarus

V. Chekhovsky, V. Mossolov, J. Suarez Gonzalez

### Universiteit Antwerpen, Antwerpen, Belgium

E.A. De Wolf, D. Di Croce, X. Janssen, J. Lauwers, M. Pieters, H. Van Haevermaet, P. Van Mechelen, N. Van Remortel

### Vrije Universiteit Brussel, Brussel, Belgium

S. Abu Zeid, F. Blekman, J. D'Hondt, I. De Bruyn, J. De Clercq, K. Deroover, G. Flouris, D. Lontkovskyi, S. Lowette, I. Marchesini, S. Moortgat, L. Moreels, Q. Python, K. Skovpen, S. Tavernier, W. Van Doninck, P. Van Mulders, I. Van Parijs

### Université Libre de Bruxelles, Bruxelles, Belgium

D. Beghin, B. Bilin, H. Brun, B. Clerboux, G. De Lentdecker, H. Delannoy, B. Dorney, G. Fasanella, L. Favart, R. Goldouzian, A. Grebenyuk, A.K. Kalsi, T. Lenzi, J. Luetic, N. Postiau, E. Starling, L. Thomas, C. Vander Velde, P. Vanlaer, D. Vannerom, Q. Wang

### Ghent University, Ghent, Belgium

T. Cornelis, D. Dobur, A. Fagot, M. Gul, I. Khvastunov<sup>2</sup>, D. Poyraz, C. Roskas, D. Trocino, M. Tytgat, W. Verbeke, B. Vermassen, M. Vit, N. Zaganidis

### Université Catholique de Louvain, Louvain-la-Neuve, Belgium

H. Bakhshiansohi, O. Bondu, S. Brochet, G. Bruno, C. Caputo, P. David, C. Delaere, M. Delcourt, B. Francois, A. Giammanco, G. Krintiras, V. Lemaitre, A. Magitteri, A. Mertens, M. Musich, K. Piotrkowski, A. Saggio, M. Vidal Marono, S. Wertz, J. Zobec

### Centro Brasileiro de Pesquisas Físicas, Rio de Janeiro, Brazil

F.L. Alves, G.A. Alves, M. Correa Martins Junior, G. Correia Silva, C. Hensel, A. Moraes, M.E. Pol, P. Rebello Teles

### Universidade do Estado do Rio de Janeiro, Rio de Janeiro, Brazil

E. Belchior Batista Das Chagas, W. Carvalho, J. Chinellato<sup>3</sup>, E. Coelho, E.M. Da Costa, G.G. Da Silveira<sup>4</sup>, D. De Jesus Damiao, C. De Oliveira Martins, S. Fonseca De Souza, H. Malbouisson, D. Matos Figueiredo, M. Melo De Almeida, C. Mora Herrera, L. Mundim, H. Nogima, W.L. Prado Da Silva, L.J. Sanchez Rosas, A. Santoro, A. Sznajder, M. Thiel, E.J. Tonelli Manganote<sup>3</sup>, F. Torres Da Silva De Araujo, A. Vilela Pereira

### Universidade Estadual Paulista <sup>a</sup>, Universidade Federal do ABC <sup>b</sup>, São Paulo, Brazil

S. Ahuja<sup>a</sup>, C.A. Bernardes<sup>a</sup>, L. Calligaris<sup>a</sup>, T.R. Fernandez Perez Tomei<sup>a</sup>, E.M. Gregores<sup>b</sup>, P.G. Mercadante<sup>b</sup>, S.F. Novaes<sup>a</sup>, SandraS. Padula<sup>a</sup>

### Institute for Nuclear Research and Nuclear Energy, Bulgarian Academy of Sciences, Sofia,

**Bulgaria**

A. Aleksandrov, R. Hadjiiska, P. Iaydjiev, A. Marinov, M. Misheva, M. Rodozov, M. Shopova, G. Sultanov

**University of Sofia, Sofia, Bulgaria**

A. Dimitrov, L. Litov, B. Pavlov, P. Petkov

**Beihang University, Beijing, China**

W. Fang<sup>5</sup>, X. Gao<sup>5</sup>, L. Yuan

**Institute of High Energy Physics, Beijing, China**

M. Ahmad, J.G. Bian, G.M. Chen, H.S. Chen, M. Chen, Y. Chen, C.H. Jiang, D. Leggat, H. Liao, Z. Liu, F. Romeo, S.M. Shaheen<sup>6</sup>, A. Spiezia, J. Tao, C. Wang, Z. Wang, E. Yazgan, H. Zhang, S. Zhang, J. Zhao

**State Key Laboratory of Nuclear Physics and Technology, Peking University, Beijing, China**

Y. Ban, G. Chen, A. Levin, J. Li, L. Li, Q. Li, Y. Mao, S.J. Qian, D. Wang, Z. Xu

**Tsinghua University, Beijing, China**

Y. Wang

**Universidad de Los Andes, Bogota, Colombia**

C. Avila, A. Cabrera, C.A. Carrillo Montoya, L.F. Chaparro Sierra, C. Florez, C.F. González Hernández, M.A. Segura Delgado

**University of Split, Faculty of Electrical Engineering, Mechanical Engineering and Naval Architecture, Split, Croatia**

B. Courbon, N. Godinovic, D. Lelas, I. Puljak, T. Sculac

**University of Split, Faculty of Science, Split, Croatia**

Z. Antunovic, M. Kovac

**Institute Rudjer Boskovic, Zagreb, Croatia**

V. Brigljevic, D. Ferencek, K. Kadija, B. Mesic, A. Starodumov<sup>7</sup>, T. Susa

**University of Cyprus, Nicosia, Cyprus**

M.W. Ather, A. Attikis, M. Kolosova, G. Mavromanolakis, J. Mousa, C. Nicolaou, F. Ptochos, P.A. Razis, H. Rykaczewski

**Charles University, Prague, Czech Republic**

M. Finger<sup>8</sup>, M. Finger Jr.<sup>8</sup>

**Escuela Politecnica Nacional, Quito, Ecuador**

E. Ayala

**Universidad San Francisco de Quito, Quito, Ecuador**

E. Carrera Jarrin

**Academy of Scientific Research and Technology of the Arab Republic of Egypt, Egyptian Network of High Energy Physics, Cairo, Egypt**

H. Abdalla<sup>9</sup>, A.A. Abdelalim<sup>10,11</sup>, E. Salama<sup>12,13</sup>

**National Institute of Chemical Physics and Biophysics, Tallinn, Estonia**

S. Bhowmik, A. Carvalho Antunes De Oliveira, R.K. Dewanjee, K. Ehataht, M. Kadastik, M. Raidal, C. Veelken

**Department of Physics, University of Helsinki, Helsinki, Finland**

P. Eerola, H. Kirschenmann, J. Pekkanen, M. Voutilainen

**Helsinki Institute of Physics, Helsinki, Finland**

J. Havukainen, J.K. Heikkilä, T. Järvinen, V. Karimäki, R. Kinnunen, T. Lampén, K. Lassila-Perini, S. Laurila, S. Lehti, T. Lindén, P. Luukka, T. Mäenpää, H. Siikonen, E. Tuominen, J. Tuominiemi

**Lappeenranta University of Technology, Lappeenranta, Finland**

T. Tuuva

**IRFU, CEA, Université Paris-Saclay, Gif-sur-Yvette, France**

M. Besancon, F. Couderc, M. Dejardin, D. Denegri, J.L. Faure, F. Ferri, S. Ganjour, A. Givernaud, P. Gras, G. Hamel de Monchenault, P. Jarry, C. Leloup, E. Locci, J. Malcles, G. Negro, J. Rander, A. Rosowsky, M.Ö. Sahin, M. Titov

**Laboratoire Leprince-Ringuet, Ecole polytechnique, CNRS/IN2P3, Université Paris-Saclay, Palaiseau, France**

A. Abdulsalam<sup>14</sup>, C. Amendola, I. Antropov, F. Beaudette, P. Busson, C. Charlot, R. Granier de Cassagnac, I. Kucher, A. Lobanov, J. Martin Blanco, M. Nguyen, C. Ochando, G. Ortona, P. Paganini, P. Pigard, R. Salerno, J.B. Sauvan, Y. Sirois, A.G. Stahl Leiton, A. Zabi, A. Zghiche

**Université de Strasbourg, CNRS, IPHC UMR 7178, Strasbourg, France**

J.-L. Agram<sup>15</sup>, J. Andrea, D. Bloch, J.-M. Brom, E.C. Chabert, V. Cherepanov, C. Collard, E. Conte<sup>15</sup>, J.-C. Fontaine<sup>15</sup>, D. Gelé, U. Goerlach, M. Jansová, A.-C. Le Bihan, N. Tonon, P. Van Hove

**Centre de Calcul de l'Institut National de Physique Nucleaire et de Physique des Particules, CNRS/IN2P3, Villeurbanne, France**

S. Gadrat

**Université de Lyon, Université Claude Bernard Lyon 1, CNRS-IN2P3, Institut de Physique Nucléaire de Lyon, Villeurbanne, France**

S. Beauceron, C. Bernet, G. Boudoul, N. Chanon, R. Chierici, D. Contardo, P. Depasse, H. El Mamouni, J. Fay, L. Finco, S. Gascon, M. Gouzevitch, G. Grenier, B. Ille, F. Lagarde, I.B. Laktineh, H. Lattaud, M. Lethuillier, L. Mirabito, A.L. Pequegnot, S. Perries, A. Popov<sup>16</sup>, V. Sordini, G. Touquet, M. Vander Donckt, S. Viret

**Georgian Technical University, Tbilisi, Georgia**

A. Khvedelidze<sup>8</sup>

**Tbilisi State University, Tbilisi, Georgia**

Z. Tsamalaidze<sup>8</sup>

**RWTH Aachen University, I. Physikalisches Institut, Aachen, Germany**

C. Autermann, L. Feld, M.K. Kiesel, K. Klein, M. Lipinski, M. Preuten, M.P. Rauch, C. Schomakers, J. Schulz, M. Teroerde, B. Wittmer, V. Zhukov<sup>16</sup>

**RWTH Aachen University, III. Physikalisches Institut A, Aachen, Germany**

A. Albert, D. Duchardt, M. Endres, M. Erdmann, S. Ghosh, A. Güth, T. Hebbeker, C. Heidemann, K. Hoepfner, H. Keller, L. Mastrolorenzo, M. Merschmeyer, A. Meyer, P. Millet, S. Mukherjee, T. Pook, M. Radziej, H. Reithler, M. Rieger, A. Schmidt, D. Teyssier

**RWTH Aachen University, III. Physikalisches Institut B, Aachen, Germany**

G. Flügge, O. Hlushchenko, T. Kress, A. Künsken, T. Müller, A. Nehr Korn, A. Nowack, C. Pistone, O. Pooth, D. Roy, H. Sert, A. Stahl<sup>17</sup>

**Deutsches Elektronen-Synchrotron, Hamburg, Germany**

M. Aldaya Martin, T. Arndt, C. Asawatangtrakuldee, I. Babounikau, K. Beernaert, O. Behnke, U. Behrens, A. Bermúdez Martínez, D. Bertsche, A.A. Bin Anuar, K. Borrás<sup>18</sup>, V. Botta, A. Campbell, P. Connor, C. Contreras-Campana, F. Costanza, V. Danilov, A. De Wit, M.M. Defranchis, C. Diez Pardos, D. Domínguez Damiani, G. Eckerlin, T. Eichhorn, A. Elwood, E. Eren, E. Gallo<sup>19</sup>, A. Geiser, J.M. Grados Luyando, A. Grohsjean, P. Gunnellini, M. Guthoff, M. Haranko, A. Harb, J. Hauk, H. Jung, M. Kasemann, J. Keaveney, C. Kleinwort, J. Knolle, D. Krücker, W. Lange, A. Lelek, T. Lenz, K. Lipka, W. Lohmann<sup>20</sup>, R. Mankel, I.-A. Melzer-Pellmann, A.B. Meyer, M. Meyer, M. Missiroli, G. Mittag, J. Mnich, V. Myronenko, S.K. Pflitsch, D. Pitzl, A. Raspereza, M. Savitskyi, P. Saxena, P. Schütze, C. Schwanenberger, R. Shevchenko, A. Singh, H. Tholen, O. Turkot, A. Vagnerini, G.P. Van Onsem, R. Walsh, Y. Wen, K. Wichmann, C. Wissing, O. Zenaiev

**University of Hamburg, Hamburg, Germany**

R. Aggleton, S. Bein, L. Benato, A. Benecke, V. Blobel, M. Centis Vignali, T. Dreyer, E. Garutti, D. Gonzalez, J. Haller, A. Hinzmann, A. Karavdina, G. Kasieczka, R. Klanner, R. Kogler, N. Kovalchuk, S. Kurz, V. Kutzner, J. Lange, D. Marconi, J. Multhaup, M. Niedziela, D. Nowatschin, A. Perieanu, A. Reimers, O. Rieger, C. Scharf, P. Schleper, S. Schumann, J. Schwandt, J. Sonneveld, H. Stadie, G. Steinbrück, F.M. Stober, M. Stöver, A. Vanhoefler, B. Vormwald, I. Zoi

**Karlsruher Institut fuer Technology**

M. Akbiyik, C. Barth, M. Baselga, S. Baur, E. Butz, R. Caspart, T. Chwalek, F. Colombo, W. De Boer, A. Dierlamm, K. El Morabit, N. Faltermann, B. Freund, M. Giffels, M.A. Harrendorf, F. Hartmann<sup>17</sup>, S.M. Heindl, U. Husemann, F. Kassel<sup>17</sup>, I. Katkov<sup>16</sup>, S. Kudella, H. Mildner, S. Mitra, M.U. Mozer, Th. Müller, M. Plagge, G. Quast, K. Rabbertz, M. Schröder, I. Shvetsov, G. Sieber, H.J. Simonis, R. Ulrich, S. Wayand, M. Weber, T. Weiler, S. Williamson, C. Wöhrmann, R. Wolf

**Institute of Nuclear and Particle Physics (INPP), NCSR Demokritos, Aghia Paraskevi, Greece**

G. Anagnostou, G. Daskalakis, T. Gerasis, A. Kyriakis, D. Loukas, G. Paspalaki, I. Topsis-Giotis

**National and Kapodistrian University of Athens, Athens, Greece**

G. Karathanasis, S. Kesisoglou, P. Kontaxakis, A. Panagiotou, I. Papavergou, N. Saoulidou, E. Tziaferi, K. Vellidis

**National Technical University of Athens, Athens, Greece**

K. Kousouris, I. Papakrivopoulos, G. Tsipolitis

**University of Ioánnina, Ioánnina, Greece**

I. Evangelou, C. Foudas, P. Giannelis, P. Katsoulis, P. Kokkas, S. Mallios, N. Manthos, I. Papadopoulos, E. Paradas, J. Strologas, F.A. Triantis, D. Tsitsonis

**MTA-ELTE Lendület CMS Particle and Nuclear Physics Group, Eötvös Loránd University, Budapest, Hungary**

M. Bartók<sup>21</sup>, M. Csanad, N. Filipovic, P. Major, M.I. Nagy, G. Pasztor, O. Surányi, G.I. Veres

**Wigner Research Centre for Physics, Budapest, Hungary**

G. Bencze, C. Hajdu, D. Horvath<sup>22</sup>, Á. Hunyadi, F. Sikler, T.Á. Vámi, V. Veszpremi, G. Vesztergombi<sup>†</sup>

**Institute of Nuclear Research ATOMKI, Debrecen, Hungary**

N. Beni, S. Czellar, J. Karancsi<sup>23</sup>, A. Makovec, J. Molnar, Z. Szillasi

**Institute of Physics, University of Debrecen, Debrecen, Hungary**

P. Raics, Z.L. Trocsanyi, B. Ujvari

**Indian Institute of Science (IISc), Bangalore, India**

S. Choudhury, J.R. Komaragiri, P.C. Tiwari

**National Institute of Science Education and Research, HBNI, Bhubaneswar, India**

S. Bahinipati<sup>24</sup>, C. Kar, P. Mal, K. Mandal, A. Nayak<sup>25</sup>, D.K. Sahoo<sup>24</sup>, S.K. Swain

**Panjab University, Chandigarh, India**

S. Bansal, S.B. Beri, V. Bhatnagar, S. Chauhan, R. Chawla, N. Dhingra, R. Gupta, A. Kaur, M. Kaur, S. Kaur, R. Kumar, P. Kumari, M. Lohan, A. Mehta, K. Sandeep, S. Sharma, J.B. Singh, A.K. Viridi, G. Walia

**University of Delhi, Delhi, India**

A. Bhardwaj, B.C. Choudhary, R.B. Garg, M. Gola, S. Keshri, Ashok Kumar, S. Malhotra, M. Naimuddin, P. Priyanka, K. Ranjan, Aashaq Shah, R. Sharma

**Saha Institute of Nuclear Physics, HBNI, Kolkata, India**

R. Bhardwaj<sup>26</sup>, M. Bharti, R. Bhattacharya, S. Bhattacharya, U. Bhawandeep<sup>26</sup>, D. Bhowmik, S. Dey, S. Dutt<sup>26</sup>, S. Dutta, S. Ghosh, K. Mondal, S. Nandan, A. Purohit, P.K. Rout, A. Roy, S. Roy Chowdhury, G. Saha, S. Sarkar, M. Sharan, B. Singh, S. Thakur<sup>26</sup>

**Indian Institute of Technology Madras, Madras, India**

P.K. Behera

**Bhabha Atomic Research Centre, Mumbai, India**

R. Chudasama, D. Dutta, V. Jha, V. Kumar, P.K. Netrakanti, L.M. Pant, P. Shukla

**Tata Institute of Fundamental Research-A, Mumbai, India**

T. Aziz, M.A. Bhat, S. Dugad, G.B. Mohanty, N. Sur, B. Sutar, RavindraKumar Verma

**Tata Institute of Fundamental Research-B, Mumbai, India**

S. Banerjee, S. Bhattacharya, S. Chatterjee, P. Das, M. Guchait, Sa. Jain, S. Karmakar, S. Kumar, M. Maity<sup>27</sup>, G. Majumder, K. Mazumdar, N. Sahoo, T. Sarkar<sup>27</sup>

**Indian Institute of Science Education and Research (IISER), Pune, India**

S. Chauhan, S. Dube, V. Hegde, A. Kapoor, K. Kothekar, S. Pandey, A. Rane, S. Sharma

**Institute for Research in Fundamental Sciences (IPM), Tehran, Iran**

S. Chenarani<sup>28</sup>, E. Eskandari Tadavani, S.M. Etesami<sup>28</sup>, M. Khakzad, M. Mohammadi Najafabadi, M. Naseri, F. Rezaei Hosseinabadi, B. Safarzadeh<sup>29</sup>, M. Zeinali

**University College Dublin, Dublin, Ireland**

M. Felcini, M. Grunewald

**INFN Sezione di Bari <sup>a</sup>, Università di Bari <sup>b</sup>, Politecnico di Bari <sup>c</sup>, Bari, Italy**

M. Abbrescia<sup>a,b</sup>, C. Calabria<sup>a,b</sup>, A. Colaleo<sup>a</sup>, D. Creanza<sup>a,c</sup>, L. Cristella<sup>a,b</sup>, N. De Filippis<sup>a,c</sup>, M. De Palma<sup>a,b</sup>, A. Di Florio<sup>a,b</sup>, F. Errico<sup>a,b</sup>, L. Fiore<sup>a</sup>, A. Gelmi<sup>a,b</sup>, G. Iaselli<sup>a,c</sup>, M. Ince<sup>a,b</sup>, S. Lezki<sup>a,b</sup>, G. Maggi<sup>a,c</sup>, M. Maggi<sup>a</sup>, G. Miniello<sup>a,b</sup>, S. My<sup>a,b</sup>, S. Nuzzo<sup>a,b</sup>, A. Pompili<sup>a,b</sup>,

G. Pugliese<sup>a,c</sup>, R. Radogna<sup>a</sup>, A. Ranieri<sup>a</sup>, G. Selvaggi<sup>a,b</sup>, A. Sharma<sup>a</sup>, L. Silvestris<sup>a</sup>, R. Venditti<sup>a</sup>, P. Verwilligen<sup>a</sup>, G. Zito<sup>a</sup>

**INFN Sezione di Bologna <sup>a</sup>, Università di Bologna <sup>b</sup>, Bologna, Italy**

G. Abbiendi<sup>a</sup>, C. Battilana<sup>a,b</sup>, D. Bonacorsi<sup>a,b</sup>, L. Borgonovi<sup>a,b</sup>, S. Braibant-Giacomelli<sup>a,b</sup>, R. Campanini<sup>a,b</sup>, P. Capiluppi<sup>a,b</sup>, A. Castro<sup>a,b</sup>, F.R. Cavallo<sup>a</sup>, S.S. Chhibra<sup>a,b</sup>, C. Ciocca<sup>a</sup>, G. Codispoti<sup>a,b</sup>, M. Cuffiani<sup>a,b</sup>, G.M. Dallavalle<sup>a</sup>, F. Fabbri<sup>a</sup>, A. Fanfani<sup>a,b</sup>, P. Giacomelli<sup>a</sup>, C. Grandi<sup>a</sup>, L. Guiducci<sup>a,b</sup>, F. Iemmi<sup>a,b</sup>, S. Marcellini<sup>a</sup>, G. Masetti<sup>a</sup>, A. Montanari<sup>a</sup>, F.L. Navarria<sup>a,b</sup>, A. Perrotta<sup>a</sup>, F. Primavera<sup>a,b,17</sup>, A.M. Rossi<sup>a,b</sup>, T. Rovelli<sup>a,b</sup>, G.P. Siroli<sup>a,b</sup>, N. Tosi<sup>a</sup>

**INFN Sezione di Catania <sup>a</sup>, Università di Catania <sup>b</sup>, Catania, Italy**

S. Albergo<sup>a,b</sup>, A. Di Mattia<sup>a</sup>, R. Potenza<sup>a,b</sup>, A. Tricomi<sup>a,b</sup>, C. Tuve<sup>a,b</sup>

**INFN Sezione di Firenze <sup>a</sup>, Università di Firenze <sup>b</sup>, Firenze, Italy**

G. Barbagli<sup>a</sup>, K. Chatterjee<sup>a,b</sup>, V. Ciulli<sup>a,b</sup>, C. Civinini<sup>a</sup>, R. D'Alessandro<sup>a,b</sup>, E. Focardi<sup>a,b</sup>, G. Latino, P. Lenzi<sup>a,b</sup>, M. Meschini<sup>a</sup>, S. Paoletti<sup>a</sup>, L. Russo<sup>a,30</sup>, G. Sguazzoni<sup>a</sup>, D. Strom<sup>a</sup>, L. Viliani<sup>a</sup>

**INFN Laboratori Nazionali di Frascati, Frascati, Italy**

L. Benussi, S. Bianco, F. Fabbri, D. Piccolo

**INFN Sezione di Genova <sup>a</sup>, Università di Genova <sup>b</sup>, Genova, Italy**

F. Ferro<sup>a</sup>, F. Ravera<sup>a,b</sup>, E. Robutti<sup>a</sup>, S. Tosi<sup>a,b</sup>

**INFN Sezione di Milano-Bicocca <sup>a</sup>, Università di Milano-Bicocca <sup>b</sup>, Milano, Italy**

A. Benaglia<sup>a</sup>, A. Beschi<sup>b</sup>, L. Brianza<sup>a,b</sup>, F. Brivio<sup>a,b</sup>, V. Ciriolo<sup>a,b,17</sup>, S. Di Guida<sup>a,d,17</sup>, M.E. Dinardo<sup>a,b</sup>, S. Fiorendi<sup>a,b</sup>, S. Gennai<sup>a</sup>, A. Ghezzi<sup>a,b</sup>, P. Govoni<sup>a,b</sup>, M. Malberti<sup>a,b</sup>, S. Malvezzi<sup>a</sup>, A. Massironi<sup>a,b</sup>, D. Menasce<sup>a</sup>, L. Moroni<sup>a</sup>, M. Paganoni<sup>a,b</sup>, D. Pedrini<sup>a</sup>, S. Ragazzi<sup>a,b</sup>, T. Tabarelli de Fatis<sup>a,b</sup>, D. Zuolo<sup>a,b</sup>

**INFN Sezione di Napoli <sup>a</sup>, Università di Napoli 'Federico II' <sup>b</sup>, Napoli, Italy, Università della Basilicata <sup>c</sup>, Potenza, Italy, Università G. Marconi <sup>d</sup>, Roma, Italy**

S. Buontempo<sup>a</sup>, N. Cavallo<sup>a,c</sup>, A. Di Crescenzo<sup>a,b</sup>, F. Fabozzi<sup>a,c</sup>, F. Fienga<sup>a</sup>, G. Galati<sup>a</sup>, A.O.M. Iorio<sup>a,b</sup>, W.A. Khan<sup>a</sup>, L. Lista<sup>a</sup>, S. Meola<sup>a,d,17</sup>, P. Paolucci<sup>a,17</sup>, C. Sciacca<sup>a,b</sup>, E. Voevodina<sup>a,b</sup>

**INFN Sezione di Padova <sup>a</sup>, Università di Padova <sup>b</sup>, Padova, Italy, Università di Trento <sup>c</sup>, Trento, Italy**

P. Azzi<sup>a</sup>, N. Bacchetta<sup>a</sup>, D. Bisello<sup>a,b</sup>, A. Boletti<sup>a,b</sup>, A. Bragagnolo, R. Carlin<sup>a,b</sup>, P. Checchia<sup>a</sup>, M. Dall'Osso<sup>a,b</sup>, P. De Castro Manzano<sup>a</sup>, T. Dorigo<sup>a</sup>, F. Gasparini<sup>a,b</sup>, U. Gasparini<sup>a,b</sup>, A. Gozzelino<sup>a</sup>, S.Y. Hoh, S. Lacaprara<sup>a</sup>, P. Lujan, M. Margoni<sup>a,b</sup>, A.T. Meneguzzo<sup>a,b</sup>, J. Pazzini<sup>a,b</sup>, N. Pozzobon<sup>a,b</sup>, P. Ronchese<sup>a,b</sup>, R. Rossin<sup>a,b</sup>, F. Simonetto<sup>a,b</sup>, A. Tiko, E. Torassa<sup>a</sup>, S. Ventura<sup>a</sup>, M. Zanetti<sup>a,b</sup>, P. Zotto<sup>a,b</sup>

**INFN Sezione di Pavia <sup>a</sup>, Università di Pavia <sup>b</sup>, Pavia, Italy**

A. Braghieri<sup>a</sup>, A. Magnani<sup>a</sup>, P. Montagna<sup>a,b</sup>, S.P. Ratti<sup>a,b</sup>, V. Re<sup>a</sup>, M. Ressegotti<sup>a,b</sup>, C. Riccardi<sup>a,b</sup>, P. Salvini<sup>a</sup>, I. Vai<sup>a,b</sup>, P. Vitulo<sup>a,b</sup>

**INFN Sezione di Perugia <sup>a</sup>, Università di Perugia <sup>b</sup>, Perugia, Italy**

M. Biasini<sup>a,b</sup>, G.M. Bilei<sup>a</sup>, C. Cecchi<sup>a,b</sup>, D. Ciangottini<sup>a,b</sup>, L. Fanò<sup>a,b</sup>, P. Lariccia<sup>a,b</sup>, R. Leonardi<sup>a,b</sup>, E. Manoni<sup>a</sup>, G. Mantovani<sup>a,b</sup>, V. Mariani<sup>a,b</sup>, M. Menichelli<sup>a</sup>, A. Rossi<sup>a,b</sup>, A. Santocchia<sup>a,b</sup>, D. Spiga<sup>a</sup>

**INFN Sezione di Pisa <sup>a</sup>, Università di Pisa <sup>b</sup>, Scuola Normale Superiore di Pisa <sup>c</sup>, Pisa, Italy**  
 K. Androsov<sup>a</sup>, P. Azzurri<sup>a</sup>, G. Bagliesi<sup>a</sup>, L. Bianchini<sup>a</sup>, T. Boccali<sup>a</sup>, L. Borrello, R. Castaldi<sup>a</sup>,  
 M.A. Ciocci<sup>a,b</sup>, R. Dell'Orso<sup>a</sup>, G. Fedi<sup>a</sup>, F. Fiori<sup>a,c</sup>, L. Giannini<sup>a,c</sup>, A. Giassi<sup>a</sup>, M.T. Grippo<sup>a</sup>,  
 F. Ligabue<sup>a,c</sup>, E. Manca<sup>a,c</sup>, G. Mandorli<sup>a,c</sup>, A. Messineo<sup>a,b</sup>, F. Palla<sup>a</sup>, A. Rizzi<sup>a,b</sup>, P. Spagnolo<sup>a</sup>,  
 R. Tenchini<sup>a</sup>, G. Tonelli<sup>a,b</sup>, A. Venturi<sup>a</sup>, P.G. Verdini<sup>a</sup>

**INFN Sezione di Roma <sup>a</sup>, Sapienza Università di Roma <sup>b</sup>, Rome, Italy**  
 L. Barone<sup>a,b</sup>, F. Cavallari<sup>a</sup>, M. Cipriani<sup>a,b</sup>, N. Daci<sup>a</sup>, D. Del Re<sup>a,b</sup>, E. Di Marco<sup>a,b</sup>, M. Diemoz<sup>a</sup>,  
 S. Gelli<sup>a,b</sup>, E. Longo<sup>a,b</sup>, B. Marzocchi<sup>a,b</sup>, P. Meridiani<sup>a</sup>, G. Organtini<sup>a,b</sup>, F. Pandolfi<sup>a</sup>,  
 R. Paramatti<sup>a,b</sup>, F. Preiato<sup>a,b</sup>, S. Rahatlou<sup>a,b</sup>, C. Rovelli<sup>a</sup>, F. Santanastasio<sup>a,b</sup>

**INFN Sezione di Torino <sup>a</sup>, Università di Torino <sup>b</sup>, Torino, Italy, Università del Piemonte Orientale <sup>c</sup>, Novara, Italy**  
 N. Amapane<sup>a,b</sup>, R. Arcidiacono<sup>a,c</sup>, S. Argiro<sup>a,b</sup>, M. Arneodo<sup>a,c</sup>, N. Bartosik<sup>a</sup>, R. Bellan<sup>a,b</sup>,  
 C. Biino<sup>a</sup>, N. Cartiglia<sup>a</sup>, F. Cenna<sup>a,b</sup>, S. Cometti<sup>a</sup>, M. Costa<sup>a,b</sup>, R. Covarelli<sup>a,b</sup>, N. Demaria<sup>a</sup>,  
 B. Kiani<sup>a,b</sup>, C. Mariotti<sup>a</sup>, S. Maselli<sup>a</sup>, E. Migliore<sup>a,b</sup>, V. Monaco<sup>a,b</sup>, E. Monteil<sup>a,b</sup>, M. Monteno<sup>a</sup>,  
 M.M. Obertino<sup>a,b</sup>, L. Pacher<sup>a,b</sup>, N. Pastrone<sup>a</sup>, M. Pelliccioni<sup>a</sup>, G.L. Pinna Angioni<sup>a,b</sup>,  
 A. Romero<sup>a,b</sup>, M. Ruspa<sup>a,c</sup>, R. Sacchi<sup>a,b</sup>, K. Shchelina<sup>a,b</sup>, V. Sola<sup>a</sup>, A. Solano<sup>a,b</sup>, D. Soldi<sup>a,b</sup>,  
 A. Staiano<sup>a</sup>

**INFN Sezione di Trieste <sup>a</sup>, Università di Trieste <sup>b</sup>, Trieste, Italy**  
 S. Belforte<sup>a</sup>, V. Candelise<sup>a,b</sup>, M. Casarsa<sup>a</sup>, F. Cossutti<sup>a</sup>, A. Da Rold<sup>a,b</sup>, G. Della Ricca<sup>a,b</sup>,  
 F. Vazzoler<sup>a,b</sup>, A. Zanetti<sup>a</sup>

**Kyungpook National University**

D.H. Kim, G.N. Kim, M.S. Kim, J. Lee, S. Lee, S.W. Lee, C.S. Moon, Y.D. Oh, S. Sekmen, D.C. Son, Y.C. Yang

**Chonnam National University, Institute for Universe and Elementary Particles, Kwangju, Korea**

H. Kim, D.H. Moon, G. Oh

**Hanyang University, Seoul, Korea**

J. Goh<sup>31</sup>, T.J. Kim

**Korea University, Seoul, Korea**

S. Cho, S. Choi, Y. Go, D. Gyun, S. Ha, B. Hong, Y. Jo, K. Lee, K.S. Lee, S. Lee, J. Lim, S.K. Park, Y. Roh

**Sejong University, Seoul, Korea**

H.S. Kim

**Seoul National University, Seoul, Korea**

J. Almond, J. Kim, J.S. Kim, H. Lee, K. Lee, K. Nam, S.B. Oh, B.C. Radburn-Smith, S.h. Seo, U.K. Yang, H.D. Yoo, G.B. Yu

**University of Seoul, Seoul, Korea**

D. Jeon, H. Kim, J.H. Kim, J.S.H. Lee, I.C. Park

**Sungkyunkwan University, Suwon, Korea**

Y. Choi, C. Hwang, J. Lee, I. Yu

**Vilnius University, Vilnius, Lithuania**

V. Dudenas, A. Juodagalvis, J. Vaitkus

**National Centre for Particle Physics, Universiti Malaya, Kuala Lumpur, Malaysia**

I. Ahmed, Z.A. Ibrahim, M.A.B. Md Ali<sup>32</sup>, F. Mohamad Idris<sup>33</sup>, W.A.T. Wan Abdullah, M.N. Yusli, Z. Zolkapli

**Universidad de Sonora (UNISON), Hermosillo, Mexico**

J.F. Benitez, A. Castaneda Hernandez, J.A. Murillo Quijada

**Centro de Investigacion y de Estudios Avanzados del IPN, Mexico City, Mexico**

H. Castilla-Valdez, E. De La Cruz-Burelo, M.C. Duran-Osuna, I. Heredia-De La Cruz<sup>34</sup>, R. Lopez-Fernandez, J. Mejia Guisao, R.I. Rabadan-Trejo, M. Ramirez-Garcia, G. Ramirez-Sanchez, R Reyes-Almanza, A. Sanchez-Hernandez

**Universidad Iberoamericana, Mexico City, Mexico**

S. Carrillo Moreno, C. Oropeza Barrera, F. Vazquez Valencia

**Benemerita Universidad Autonoma de Puebla, Puebla, Mexico**

J. Eysermans, I. Pedraza, H.A. Salazar Ibarguen, C. Uribe Estrada

**Universidad Autónoma de San Luis Potosí, San Luis Potosí, Mexico**

A. Morelos Pineda

**University of Auckland, Auckland, New Zealand**

D. Krofcheck

**University of Canterbury, Christchurch, New Zealand**

S. Bheesette, P.H. Butler

**National Centre for Physics, Quaid-I-Azam University, Islamabad, Pakistan**

A. Ahmad, M. Ahmad, M.I. Asghar, Q. Hassan, H.R. Hoorani, A. Saddique, M.A. Shah, M. Shoaib, M. Waqas

**National Centre for Nuclear Research, Swierk, Poland**

H. Bialkowska, M. Bluj, B. Boimska, T. Frueboes, M. Górski, M. Kazana, K. Nawrocki, M. Szleper, P. Traczyk, P. Zalewski

**Institute of Experimental Physics, Faculty of Physics, University of Warsaw, Warsaw, Poland**

K. Bunkowski, A. Byszuk<sup>35</sup>, K. Doroba, A. Kalinowski, M. Konecki, J. Krolikowski, M. Misiura, M. Olszewski, A. Pyskir, M. Walczak

**Laboratório de Instrumentação e Física Experimental de Partículas, Lisboa, Portugal**

M. Araujo, P. Bargassa, C. Beirão Da Cruz E Silva, A. Di Francesco, P. Faccioli, B. Galinhas, M. Gallinaro, J. Hollar, N. Leonardo, M.V. Nemallapudi, J. Seixas, G. Strong, O. Toldaiev, D. Vadrucio, J. Varela

**Joint Institute for Nuclear Research, Dubna, Russia**

S. Afanasiev, P. Bunin, M. Gavrilenko, I. Golutvin, I. Gorbunov, A. Kamenev, V. Karjavine, A. Lanev, A. Malakhov, V. Matveev<sup>36,37</sup>, P. Moisev, V. Palichik, V. Perelygin, S. Shmatov, S. Shulha, N. Skatchkov, V. Smirnov, N. Voytishin, A. Zarubin

**Petersburg Nuclear Physics Institute, Gatchina (St. Petersburg), Russia**

V. Golovtsov, Y. Ivanov, V. Kim<sup>38</sup>, E. Kuznetsova<sup>39</sup>, P. Levchenko, V. Murzin, V. Oreshkin, I. Smirnov, D. Sosnov, V. Sulimov, L. Uvarov, S. Vavilov, A. Vorobyev

**Institute for Nuclear Research, Moscow, Russia**

Yu. Andreev, A. Dermenev, S. Gninenko, N. Golubev, A. Karneyeu, M. Kirsanov, N. Krasnikov, A. Pashenkov, D. Tlisov, A. Toropin



**Institute for Theoretical and Experimental Physics, Moscow, Russia**

V. Epshteyn, V. Gavrilov, N. Lychkovskaya, V. Popov, I. Pozdnyakov, G. Safronov, A. Spiridonov, A. Stepenov, V. Stolin, M. Toms, E. Vlasov, A. Zhokin

**Moscow Institute of Physics and Technology, Moscow, Russia**

T. Aushev

**National Research Nuclear University 'Moscow Engineering Physics Institute' (MEPhI), Moscow, Russia**

M. Chadeeva<sup>40</sup>, P. Parygin, D. Philippov, S. Polikarpov<sup>40</sup>, E. Popova, V. Rusinov

**P.N. Lebedev Physical Institute, Moscow, Russia**

V. Andreev, M. Azarkin<sup>37</sup>, I. Dremin<sup>37</sup>, M. Kirakosyan<sup>37</sup>, S.V. Rusakov, A. Terkulov

**Skobeltsyn Institute of Nuclear Physics, Lomonosov Moscow State University, Moscow, Russia**

A. Baskakov, A. Belyaev, E. Boos, V. Bunichev, M. Dubinin<sup>41</sup>, L. Dudko, A. Gribushin, V. Klyukhin, O. Kodolova, I. Lokhtin, I. Miagkov, S. Obraztsov, S. Petrushanko, V. Savrin, A. Snigirev

**Novosibirsk State University (NSU), Novosibirsk, Russia**

A. Barnyakov<sup>42</sup>, V. Blinov<sup>42</sup>, T. Dimova<sup>42</sup>, L. Kardapoltsev<sup>42</sup>, Y. Skovpen<sup>42</sup>

**State Research Center of Russian Federation, Institute for High Energy Physics of NRC "Kurchatov Institute", Protvino, Russia**

I. Azhgirey, I. Bayshev, S. Bitiukov, D. Elumakhov, A. Godizov, V. Kachanov, A. Kalinin, D. Konstantinov, P. Mandrik, V. Petrov, R. Ryutin, S. Slabospitskii, A. Sobol, S. Troshin, N. Tyurin, A. Uzunian, A. Volkov

**National Research Tomsk Polytechnic University, Tomsk, Russia**

A. Babaev, S. Baidali, V. Okhotnikov

**University of Belgrade, Faculty of Physics and Vinca Institute of Nuclear Sciences, Belgrade, Serbia**

P. Adzic<sup>43</sup>, P. Cirkovic, D. Devetak, M. Dordevic, J. Milosevic

**Centro de Investigaciones Energéticas Medioambientales y Tecnológicas (CIEMAT), Madrid, Spain**

J. Alcaraz Maestre, A. Álvarez Fernández, I. Bachiller, M. Barrio Luna, J.A. Brochero Cifuentes, M. Cerrada, N. Colino, B. De La Cruz, A. Delgado Peris, C. Fernandez Bedoya, J.P. Fernández Ramos, J. Flix, M.C. Fouz, O. Gonzalez Lopez, S. Goy Lopez, J.M. Hernandez, M.I. Josa, D. Moran, A. Pérez-Calero Yzquierdo, J. Puerta Pelayo, I. Redondo, L. Romero, M.S. Soares, A. Triossi

**Universidad Autónoma de Madrid, Madrid, Spain**

C. Albajar, J.F. de Trocóniz

**Universidad de Oviedo, Oviedo, Spain**

J. Cuevas, C. Erice, J. Fernandez Menendez, S. Folgueras, I. Gonzalez Caballero, J.R. González Fernández, E. Palencia Cortezon, V. Rodríguez Bouza, S. Sanchez Cruz, P. Vischia, J.M. Vizan Garcia

**Instituto de Física de Cantabria (IFCA), CSIC-Universidad de Cantabria, Santander, Spain**

I.J. Cabrillo, A. Calderon, B. Chazin Quero, J. Duarte Campderros, M. Fernandez, P.J. Fernández Manteca, A. García Alonso, J. Garcia-Ferrero, G. Gomez, A. Lopez Virto,

J. Marco, C. Martinez Rivero, P. Martinez Ruiz del Arbol, F. Matorras, J. Piedra Gomez, C. Prieels, T. Rodrigo, A. Ruiz-Jimeno, L. Scodellaro, N. Trevisani, I. Vila, R. Vilar Cortabitarte

**University of Ruhuna, Department of Physics, Matara, Sri Lanka**

N. Wickramage

**CERN, European Organization for Nuclear Research, Geneva, Switzerland**

D. Abbaneo, B. Akgun, E. Auffray, G. Auzinger, P. Baillon, A.H. Ball, D. Barney, J. Bendavid, M. Bianco, A. Bocci, C. Botta, E. Brondolin, T. Camporesi, M. Cepeda, G. Cerminara, E. Chapon, Y. Chen, G. Cucciati, D. d'Enterria, A. Dabrowski, V. Daponte, A. David, A. De Roeck, N. Deelen, M. Dobson, M. Dünser, N. Dupont, A. Elliott-Peisert, P. Everaerts, F. Fallavollita<sup>44</sup>, D. Fasanella, G. Franzoni, J. Fulcher, W. Funk, D. Gigi, A. Gilbert, K. Gill, F. Glege, M. Guilbaud, D. Gulhan, J. Hegeman, C. Heidegger, V. Innocente, A. Jafari, P. Janot, O. Karacheban<sup>20</sup>, J. Kieseler, A. Kornmayer, M. Krammer<sup>1</sup>, C. Lange, P. Lecoq, C. Lourenço, L. Malgeri, M. Mannelli, F. Meijers, J.A. Merlin, S. Mersi, E. Meschi, P. Milenovic<sup>45</sup>, F. Moortgat, M. Mulders, J. Ngadiuba, S. Nourbakhsh, S. Orfanelli, L. Orsini, F. Pantaleo<sup>17</sup>, L. Pape, E. Perez, M. Peruzzi, A. Petrilli, G. Petrucciani, A. Pfeiffer, M. Pierini, F.M. Pitters, D. Rabady, A. Racz, T. Reis, G. Rolandi<sup>46</sup>, M. Rovere, H. Sakulin, C. Schäfer, C. Schwick, M. Seidel, M. Selvaggi, A. Sharma, P. Silva, P. Sphicas<sup>47</sup>, A. Stakia, J. Steggemann, M. Tosi, D. Treille, A. Tsirou, V. Veckalns<sup>48</sup>, M. Verzetti, W.D. Zeuner

**Paul Scherrer Institut, Villigen, Switzerland**

L. Caminada<sup>49</sup>, K. Deiters, W. Erdmann, R. Horisberger, Q. Ingram, H.C. Kaestli, D. Kotlinski, U. Langenegger, T. Rohe, S.A. Wiederkehr

**ETH Zurich - Institute for Particle Physics and Astrophysics (IPA), Zurich, Switzerland**

M. Backhaus, L. Bäni, P. Berger, N. Chernyavskaya, G. Dissertori, M. Dittmar, M. Donegà, C. Dorfer, C. Grab, D. Hits, J. Hoss, T. Klijnsma, W. Lustermann, R.A. Manzoni, M. Marionneau, M.T. Meinhard, F. Micheli, P. Musella, F. Nessi-Tedaldi, J. Pata, F. Pauss, G. Perrin, L. Perrozzi, S. Pigazzini, M. Quittnat, D. Ruini, D.A. Sanz Becerra, M. Schönenberger, L. Shchutska, V.R. Tavolaro, K. Theofilatos, M.L. Vesterbacka Olsson, R. Wallny, D.H. Zhu

**Universität Zürich, Zurich, Switzerland**

T.K. Aarrestad, C. Amsler<sup>50</sup>, D. Brzhechko, M.F. Canelli, A. De Cosa, R. Del Burgo, S. Donato, C. Galloni, T. Hreus, B. Kilminster, S. Leontsinis, I. Neutelings, D. Pinna, G. Rauco, P. Robmann, D. Salerno, K. Schweiger, C. Seitz, Y. Takahashi, A. Zucchetta

**National Central University, Chung-Li, Taiwan**

Y.H. Chang, K.y. Cheng, T.H. Doan, Sh. Jain, R. Khurana, C.M. Kuo, W. Lin, A. Pozdnyakov, S.S. Yu

**National Taiwan University (NTU), Taipei, Taiwan**

P. Chang, Y. Chao, K.F. Chen, P.H. Chen, W.-S. Hou, Arun Kumar, Y.F. Liu, R.-S. Lu, E. Paganis, A. Psallidas, A. Steen

**Chulalongkorn University, Faculty of Science, Department of Physics, Bangkok, Thailand**

B. Asavapibhop, N. Srimanobhas, N. Suwonjandee

**Çukurova University, Physics Department, Science and Art Faculty, Adana, Turkey**

M.N. Bakirci<sup>51</sup>, A. Bat, F. Boran, S. Cerci<sup>52</sup>, S. Damarseckin, Z.S. Demiroglu, F. Dolek, C. Dozen, I. Dumanoglu, E. Eskut, S. Girgis, G. Gokbulut, Y. Guler, E. Gurpinar, I. Hos<sup>53</sup>, C. Isik, E.E. Kangal<sup>54</sup>, O. Kara, U. Kiminsu, M. Oglakci, G. Onengut, K. Ozdemir<sup>55</sup>, A. Polatoz, D. Sunar Cerci<sup>52</sup>, U.G. Tok, S. Turkcapar, I.S. Zorbakir, C. Zorbilmez

**Middle East Technical University, Physics Department, Ankara, Turkey**

B. Isildak<sup>56</sup>, G. Karapinar<sup>57</sup>, M. Yalvac, M. Zeyrek

**Bogazici University, Istanbul, Turkey**

I.O. Atakisi, E. Gülmez, M. Kaya<sup>58</sup>, O. Kaya<sup>59</sup>, S. Ozkorucuklu<sup>60</sup>, S. Tekten, E.A. Yetkin<sup>61</sup>

**Istanbul Technical University, Istanbul, Turkey**

M.N. Agaras, S. Atay, A. Cakir, K. Cankocak, Y. Komurcu, S. Sen<sup>62</sup>

**Institute for Scintillation Materials of National Academy of Science of Ukraine, Kharkov, Ukraine**

B. Grynyov

**National Scientific Center, Kharkov Institute of Physics and Technology, Kharkov, Ukraine**

L. Levchuk

**University of Bristol, Bristol, United Kingdom**

F. Ball, L. Beck, J.J. Brooke, D. Burns, E. Clement, D. Cussans, O. Davignon, H. Flacher, J. Goldstein, G.P. Heath, H.F. Heath, L. Kreczko, D.M. Newbold<sup>63</sup>, S. Paramesvaran, B. Penning, T. Sakuma, D. Smith, V.J. Smith, J. Taylor, A. Titterton

**Rutherford Appleton Laboratory, Didcot, United Kingdom**

K.W. Bell, A. Belyaev<sup>64</sup>, C. Brew, R.M. Brown, D. Cieri, D.J.A. Cockerill, J.A. Coughlan, K. Harder, S. Harper, J. Linacre, E. Olaiya, D. Petyt, C.H. Shepherd-Themistocleous, A. Thea, I.R. Tomalin, T. Williams, W.J. Womersley

**Imperial College, London, United Kingdom**

R. Bainbridge, P. Bloch, J. Borg, S. Breeze, O. Buchmuller, A. Bundock, S. Casasso, D. Colling, L. Corpe, P. Dauncey, G. Davies, M. Della Negra, R. Di Maria, Y. Haddad, G. Hall, G. Iles, T. James, M. Komm, C. Laner, L. Lyons, A.-M. Magnan, S. Malik, A. Martelli, J. Nash<sup>65</sup>, A. Nikitenko<sup>7</sup>, V. Palladino, M. Pesaresi, A. Richards, A. Rose, E. Scott, C. Seez, A. Shtipliyski, G. Singh, M. Stoye, T. Strebler, S. Summers, A. Tapper, K. Uchida, T. Virdee<sup>17</sup>, N. Wardle, D. Winterbottom, J. Wright, S.C. Zenz

**Brunel University, Uxbridge, United Kingdom**

J.E. Cole, P.R. Hobson, A. Khan, P. Kyberd, C.K. Mackay, A. Morton, I.D. Reid, L. Teodorescu, S. Zahid

**Baylor University, Waco, USA**

K. Call, J. Dittmann, K. Hatakeyama, H. Liu, C. Madrid, B. McMaster, N. Pastika, C. Smith

**Catholic University of America, Washington DC, USA**

R. Bartek, A. Dominguez

**The University of Alabama, Tuscaloosa, USA**

A. Buccilli, S.I. Cooper, C. Henderson, P. Rumerio, C. West

**Boston University, Boston, USA**

D. Arcaro, T. Bose, D. Gastler, D. Rankin, C. Richardson, J. Rohlf, L. Sulak, D. Zou

**Brown University, Providence, USA**

G. Benelli, X. Coubez, D. Cutts, M. Hadley, J. Hakala, U. Heintz, J.M. Hogan<sup>66</sup>, K.H.M. Kwok, E. Laird, G. Landsberg, J. Lee, Z. Mao, M. Narain, S. Sagir<sup>67</sup>, R. Syarif, E. Usai, D. Yu

**University of California, Davis, Davis, USA**

R. Band, C. Brainerd, R. Breedon, D. Burns, M. Calderon De La Barca Sanchez, M. Chertok,

J. Conway, R. Conway, P.T. Cox, R. Erbacher, C. Flores, G. Funk, W. Ko, O. Kukral, R. Lander, M. Mulhearn, D. Pellett, J. Pilot, S. Shalhout, M. Shi, D. Stolp, D. Taylor, K. Tos, M. Tripathi, Z. Wang, F. Zhang

**University of California, Los Angeles, USA**

M. Bachtis, C. Bravo, R. Cousins, A. Dasgupta, A. Florent, J. Hauser, M. Ignatenko, N. Mccoll, S. Regnard, D. Saltzberg, C. Schnaible, V. Valuev

**University of California, Riverside, Riverside, USA**

E. Bouvier, K. Burt, R. Clare, J.W. Gary, S.M.A. Ghiasi Shirazi, G. Hanson, G. Karapostoli, E. Kennedy, F. Lacroix, O.R. Long, M. Olmedo Negrete, M.I. Paneva, W. Si, L. Wang, H. Wei, S. Wimpenny, B.R. Yates

**University of California, San Diego, La Jolla, USA**

J.G. Branson, S. Cittolin, M. Derdzinski, R. Gerosa, D. Gilbert, B. Hashemi, A. Holzner, D. Klein, G. Kole, V. Krutelyov, J. Letts, M. Masciovecchio, D. Olivito, S. Padhi, M. Pieri, M. Sani, V. Sharma, S. Simon, M. Tadel, A. Vartak, S. Wasserbaech<sup>68</sup>, J. Wood, F. Würthwein, A. Yagil, G. Zevi Della Porta

**University of California, Santa Barbara - Department of Physics, Santa Barbara, USA**

N. Amin, R. Bhandari, J. Bradmiller-Feld, C. Campagnari, M. Citron, A. Dishaw, V. Dutta, M. Franco Sevilla, L. Gouskos, R. Heller, J. Incandela, A. Ovcharova, H. Qu, J. Richman, D. Stuart, I. Suarez, S. Wang, J. Yoo

**California Institute of Technology, Pasadena, USA**

D. Anderson, A. Bornheim, J.M. Lawhorn, H.B. Newman, T.Q. Nguyen, M. Spiropulu, J.R. Vlimant, R. Wilkinson, S. Xie, Z. Zhang, R.Y. Zhu

**Carnegie Mellon University, Pittsburgh, USA**

M.B. Andrews, T. Ferguson, T. Mudholkar, M. Paulini, M. Sun, I. Vorobiev, M. Weinberg

**University of Colorado Boulder, Boulder, USA**

J.P. Cumalat, W.T. Ford, F. Jensen, A. Johnson, M. Krohn, E. MacDonald, T. Mulholland, R. Patel, K. Stenson, K.A. Ulmer, S.R. Wagner

**Cornell University, Ithaca, USA**

J. Alexander, J. Chaves, Y. Cheng, J. Chu, A. Datta, K. Mcdermott, N. Mirman, J.R. Patterson, D. Quach, A. Rinkevicius, A. Ryd, L. Skinnari, L. Soffi, S.M. Tan, Z. Tao, J. Thom, J. Tucker, P. Wittich, M. Zientek

**Fermi National Accelerator Laboratory, Batavia, USA**

S. Abdullin, M. Albrow, M. Alyari, G. Apollinari, A. Apresyan, A. Apyan, S. Banerjee, L.A.T. Bauerdick, A. Beretvas, J. Berryhill, P.C. Bhat, G. Bolla<sup>†</sup>, K. Burkett, J.N. Butler, A. Canepa, G.B. Cerati, H.W.K. Cheung, F. Chlebana, M. Cremonesi, J. Duarte, V.D. Elvira, J. Freeman, Z. Gecse, E. Gottschalk, L. Gray, D. Green, S. Grünendahl, O. Gutsche, J. Hanlon, R.M. Harris, S. Hasegawa, J. Hirschauer, Z. Hu, B. Jayatilaka, S. Jindariani, M. Johnson, U. Joshi, B. Klima, M.J. Kortelainen, B. Kreis, S. Lammel, D. Lincoln, R. Lipton, M. Liu, T. Liu, J. Lykken, K. Maeshima, J.M. Marraffino, D. Mason, P. McBride, P. Merkel, S. Mrenna, S. Nahn, V. O'Dell, K. Pedro, C. Pena, O. Prokofyev, G. Rakness, L. Ristori, A. Savoy-Navarro<sup>69</sup>, B. Schneider, E. Sexton-Kennedy, A. Soha, W.J. Spalding, L. Spiegel, S. Stoynev, J. Strait, N. Strobbe, L. Taylor, S. Tkaczyk, N.V. Tran, L. Uplegger, E.W. Vaandering, C. Vernieri, M. Verzocchi, R. Vidal, M. Wang, H.A. Weber, A. Whitbeck

**University of Florida, Gainesville, USA**

D. Acosta, P. Avery, P. Bortignon, D. Bourilkov, A. Brinkerhoff, L. Cadamuro, A. Carnes, M. Carver, D. Curry, R.D. Field, S.V. Gleyzer, B.M. Joshi, J. Konigsberg, A. Korytov, P. Ma, K. Matchev, H. Mei, G. Mitselmakher, K. Shi, D. Sperka, J. Wang, S. Wang

**Florida International University, Miami, USA**

Y.R. Joshi, S. Linn

**Florida State University, Tallahassee, USA**

A. Ackert, T. Adams, A. Askew, S. Hagopian, V. Hagopian, K.F. Johnson, T. Kolberg, G. Martinez, T. Perry, H. Prosper, A. Saha, C. Schiber, V. Sharma, R. Yohay

**Florida Institute of Technology, Melbourne, USA**

M.M. Baarmand, V. Bhopatkar, S. Colafranceschi, M. Hohlmann, D. Noonan, M. Rahmani, T. Roy, F. Yumiceva

**University of Illinois at Chicago (UIC), Chicago, USA**

M.R. Adams, L. Apanasevich, D. Berry, R.R. Betts, R. Cavanaugh, X. Chen, S. Dittmer, O. Evdokimov, C.E. Gerber, D.A. Hangal, D.J. Hofman, K. Jung, J. Kamin, C. Mills, I.D. Sandoval Gonzalez, M.B. Tonjes, N. Varelas, H. Wang, X. Wang, Z. Wu, J. Zhang

**The University of Iowa, Iowa City, USA**

M. Alhuseini, B. Bilki<sup>70</sup>, W. Clarida, K. Dilsiz<sup>71</sup>, S. Durgut, R.P. Gandrajula, M. Haytmyradov, V. Khristenko, J.-P. Merlo, A. Mestvirishvili, A. Moeller, J. Nachtman, H. Ogul<sup>72</sup>, Y. Onel, F. Ozok<sup>73</sup>, A. Penzo, C. Snyder, E. Tiras, J. Wetzel

**Johns Hopkins University, Baltimore, USA**

B. Blumenfeld, A. Cocoros, N. Eminizer, D. Fehling, L. Feng, A.V. Gritsan, W.T. Hung, P. Maksimovic, J. Roskes, U. Sarica, M. Swartz, M. Xiao, C. You

**The University of Kansas, Lawrence, USA**

A. Al-bataineh, P. Baringer, A. Bean, S. Boren, J. Bowen, A. Bylinkin, J. Castle, S. Khalil, A. Kropivnitskaya, D. Majumder, W. Mcbrayer, M. Murray, C. Rogan, S. Sanders, E. Schmitz, J.D. Tapia Takaki, Q. Wang

**Kansas State University, Manhattan, USA**

S. Duric, A. Ivanov, K. Kaadze, D. Kim, Y. Maravin, D.R. Mendis, T. Mitchell, A. Modak, A. Mohammadi, L.K. Saini, N. Skhirtladze

**Lawrence Livermore National Laboratory, Livermore, USA**

F. Rebassoo, D. Wright

**University of Maryland, College Park, USA**

A. Baden, O. Baron, A. Belloni, S.C. Eno, Y. Feng, C. Ferraioli, N.J. Hadley, S. Jabeen, G.Y. Jeng, R.G. Kellogg, J. Kunkle, A.C. Mignerey, F. Ricci-Tam, Y.H. Shin, A. Skuja, S.C. Tonwar, K. Wong

**Massachusetts Institute of Technology, Cambridge, USA**

D. Abercrombie, B. Allen, V. Azzolini, A. Baty, G. Bauer, R. Bi, S. Brandt, W. Busza, I.A. Cali, M. D'Alfonso, Z. Demiragli, G. Gomez Ceballos, M. Goncharov, P. Harris, D. Hsu, M. Hu, Y. Iiyama, G.M. Innocenti, M. Klute, D. Kovalskiy, Y.-J. Lee, P.D. Luckey, B. Maier, A.C. Marini, C. Mcginn, C. Mironov, S. Narayanan, X. Niu, C. Paus, C. Roland, G. Roland, G.S.F. Stephans, K. Sumorok, K. Tatar, D. Velicanu, J. Wang, T.W. Wang, B. Wyslouch, S. Zhaozhong

**University of Minnesota, Minneapolis, USA**

A.C. Benvenuti, R.M. Chatterjee, A. Evans, P. Hansen, S. Kalafut, Y. Kubota, Z. Lesko, J. Mans, N. Ruckstuhl, R. Rusack, J. Turkewitz, M.A. Wadud

**University of Mississippi, Oxford, USA**

J.G. Acosta, S. Oliveros

**University of Nebraska-Lincoln, Lincoln, USA**

E. Avdeeva, K. Bloom, D.R. Claes, C. Fangmeier, F. Golf, R. Gonzalez Suarez, R. Kamalieddin, I. Kravchenko, J. Monroy, J.E. Siado, G.R. Snow, B. Stieger

**State University of New York at Buffalo, Buffalo, USA**

A. Godshalk, C. Harrington, I. Iashvili, A. Kharchilava, C. Mclean, D. Nguyen, A. Parker, S. Rappoccio, B. Roozbahani

**Northeastern University, Boston, USA**

G. Alverson, E. Barberis, C. Freer, A. Hortiangtham, D.M. Morse, T. Orimoto, R. Teixeira De Lima, T. Wamorkar, B. Wang, A. Wisecarver, D. Wood

**Northwestern University, Evanston, USA**

S. Bhattacharya, O. Charaf, K.A. Hahn, N. Mucia, N. Odell, M.H. Schmitt, K. Sung, M. Trovato, M. Velasco

**University of Notre Dame, Notre Dame, USA**

R. Bucci, N. Dev, M. Hildreth, K. Hurtado Anampa, C. Jessop, D.J. Karmgard, N. Kellams, K. Lannon, W. Li, N. Loukas, N. Marinelli, F. Meng, C. Mueller, Y. Musienko<sup>36</sup>, M. Planer, A. Reinsvold, R. Ruchti, P. Siddireddy, G. Smith, S. Taroni, M. Wayne, A. Wightman, M. Wolf, A. Woodard

**The Ohio State University, Columbus, USA**

J. Alimena, L. Antonelli, B. Bylsma, L.S. Durkin, S. Flowers, B. Francis, A. Hart, C. Hill, W. Ji, T.Y. Ling, W. Luo, B.L. Winer, H.W. Wulsin

**Princeton University, Princeton, USA**

S. Cooperstein, P. Elmer, J. Hardenbrook, S. Higginbotham, A. Kalogeropoulos, D. Lange, M.T. Lucchini, J. Luo, D. Marlow, K. Mei, I. Ojalvo, J. Olsen, C. Palmer, P. Piroué, J. Salfeld-Nebgen, D. Stickland, C. Tully

**University of Puerto Rico, Mayaguez, USA**

S. Malik, S. Norberg

**Purdue University, West Lafayette, USA**

A. Barker, V.E. Barnes, S. Das, L. Gutay, M. Jones, A.W. Jung, A. Khatiwada, B. Mahakud, D.H. Miller, N. Neumeister, C.C. Peng, S. Piperov, H. Qiu, J.F. Schulte, J. Sun, F. Wang, R. Xiao, W. Xie

**Purdue University Northwest, Hammond, USA**

T. Cheng, J. Dolen, N. Parashar

**Rice University, Houston, USA**

Z. Chen, K.M. Ecklund, S. Freed, F.J.M. Geurts, M. Kilpatrick, W. Li, B.P. Padley, J. Roberts, J. Rorie, W. Shi, Z. Tu, J. Zabel, A. Zhang

**University of Rochester, Rochester, USA**

A. Bodek, P. de Barbaro, R. Demina, Y.t. Duh, J.L. Dulemba, C. Fallon, T. Ferbel, M. Galanti, A. Garcia-Bellido, J. Han, O. Hindrichs, A. Khukhunaishvili, K.H. Lo, P. Tan, R. Taus

**Rutgers, The State University of New Jersey, Piscataway, USA**

A. Agapitos, J.P. Chou, Y. Gershtein, T.A. Gómez Espinosa, E. Halkiadakis, M. Heindl, E. Hughes, S. Kaplan, R. Kunnawalkam Elayavalli, S. Kyriacou, A. Lath, R. Montalvo, K. Nash, M. Osherson, H. Saka, S. Salur, S. Schnetzer, D. Sheffield, S. Somalwar, R. Stone, S. Thomas, P. Thomassen, M. Walker

**University of Tennessee, Knoxville, USA**

A.G. Delannoy, J. Heideman, G. Riley, S. Spanier

**Texas A&M University, College Station, USA**

O. Bouhali<sup>74</sup>, A. Celik, M. Dalchenko, M. De Mattia, A. Delgado, S. Dildick, R. Eusebi, J. Gilmore, T. Huang, T. Kamon<sup>75</sup>, S. Luo, R. Mueller, A. Perloff, L. Perniè, D. Rathjens, A. Safonov

**Texas Tech University, Lubbock, USA**

N. Akchurin, J. Damgov, F. De Guio, P.R. Duderod, S. Kunori, K. Lamichhane, S.W. Lee, T. Mengke, S. Muthumuni, T. Peltola, S. Undleeb, I. Volobouev, Z. Wang

**Vanderbilt University, Nashville, USA**

S. Greene, A. Gurrola, R. Janjam, W. Johns, C. Maguire, A. Melo, H. Ni, K. Padeken, J.D. Ruiz Alvarez, P. Sheldon, S. Tuo, J. Velkovska, M. Verweij, Q. Xu

**University of Virginia, Charlottesville, USA**

M.W. Arenton, P. Barria, B. Cox, R. Hirosky, M. Joyce, A. Ledovskoy, H. Li, C. Neu, T. Sinthuprasith, Y. Wang, E. Wolfe, F. Xia

**Wayne State University, Detroit, USA**

R. Harr, P.E. Karchin, N. Poudyal, J. Sturdy, P. Thapa, S. Zaleski

**University of Wisconsin - Madison, Madison, WI, USA**

M. Brodski, J. Buchanan, C. Caillol, D. Carlsmith, S. Dasu, L. Dodd, B. Gomber, M. Grothe, M. Herndon, A. Hervé, U. Hussain, P. Klabbers, A. Lanaro, K. Long, R. Loveless, T. Ruggles, A. Savin, N. Smith, W.H. Smith, N. Woods

†: Deceased

1: Also at Vienna University of Technology, Vienna, Austria

2: Also at IRFU, CEA, Université Paris-Saclay, Gif-sur-Yvette, France

3: Also at Universidade Estadual de Campinas, Campinas, Brazil

4: Also at Federal University of Rio Grande do Sul, Porto Alegre, Brazil

5: Also at Université Libre de Bruxelles, Bruxelles, Belgium

6: Also at University of Chinese Academy of Sciences, Beijing, China

7: Also at Institute for Theoretical and Experimental Physics, Moscow, Russia

8: Also at Joint Institute for Nuclear Research, Dubna, Russia

9: Also at Cairo University, Cairo, Egypt

10: Also at Helwan University, Cairo, Egypt

11: Now at Zewail City of Science and Technology, Zewail, Egypt

12: Also at British University in Egypt, Cairo, Egypt

13: Now at Ain Shams University, Cairo, Egypt

14: Also at Department of Physics, King Abdulaziz University, Jeddah, Saudi Arabia

15: Also at Université de Haute Alsace, Mulhouse, France

16: Also at Skobeltsyn Institute of Nuclear Physics, Lomonosov Moscow State University, Moscow, Russia

17: Also at CERN, European Organization for Nuclear Research, Geneva, Switzerland

- 18: Also at RWTH Aachen University, III. Physikalisches Institut A, Aachen, Germany
- 19: Also at University of Hamburg, Hamburg, Germany
- 20: Also at Brandenburg University of Technology, Cottbus, Germany
- 21: Also at MTA-ELTE Lendület CMS Particle and Nuclear Physics Group, Eötvös Loránd University, Budapest, Hungary
- 22: Also at Institute of Nuclear Research ATOMKI, Debrecen, Hungary
- 23: Also at Institute of Physics, University of Debrecen, Debrecen, Hungary
- 24: Also at Indian Institute of Technology Bhubaneswar, Bhubaneswar, India
- 25: Also at Institute of Physics, Bhubaneswar, India
- 26: Also at Shoolini University, Solan, India
- 27: Also at University of Visva-Bharati, Santiniketan, India
- 28: Also at Isfahan University of Technology, Isfahan, Iran
- 29: Also at Plasma Physics Research Center, Science and Research Branch, Islamic Azad University, Tehran, Iran
- 30: Also at Università degli Studi di Siena, Siena, Italy
- 31: Also at Kyunghee University, Seoul, Korea
- 32: Also at International Islamic University of Malaysia, Kuala Lumpur, Malaysia
- 33: Also at Malaysian Nuclear Agency, MOSTI, Kajang, Malaysia
- 34: Also at Consejo Nacional de Ciencia y Tecnología, Mexico city, Mexico
- 35: Also at Warsaw University of Technology, Institute of Electronic Systems, Warsaw, Poland
- 36: Also at Institute for Nuclear Research, Moscow, Russia
- 37: Now at National Research Nuclear University 'Moscow Engineering Physics Institute' (MEPhI), Moscow, Russia
- 38: Also at St. Petersburg State Polytechnical University, St. Petersburg, Russia
- 39: Also at University of Florida, Gainesville, USA
- 40: Also at P.N. Lebedev Physical Institute, Moscow, Russia
- 41: Also at California Institute of Technology, Pasadena, USA
- 42: Also at Budker Institute of Nuclear Physics, Novosibirsk, Russia
- 43: Also at Faculty of Physics, University of Belgrade, Belgrade, Serbia
- 44: Also at INFN Sezione di Pavia <sup>a</sup>, Università di Pavia <sup>b</sup>, Pavia, Italy
- 45: Also at University of Belgrade, Faculty of Physics and Vinca Institute of Nuclear Sciences, Belgrade, Serbia
- 46: Also at Scuola Normale e Sezione dell'INFN, Pisa, Italy
- 47: Also at National and Kapodistrian University of Athens, Athens, Greece
- 48: Also at Riga Technical University, Riga, Latvia
- 49: Also at Universität Zürich, Zurich, Switzerland
- 50: Also at Stefan Meyer Institute for Subatomic Physics (SMI), Vienna, Austria
- 51: Also at Gaziosmanpasa University, Tokat, Turkey
- 52: Also at Adiyaman University, Adiyaman, Turkey
- 53: Also at Istanbul Aydin University, Istanbul, Turkey
- 54: Also at Mersin University, Mersin, Turkey
- 55: Also at Piri Reis University, Istanbul, Turkey
- 56: Also at Ozyegin University, Istanbul, Turkey
- 57: Also at Izmir Institute of Technology, Izmir, Turkey
- 58: Also at Marmara University, Istanbul, Turkey
- 59: Also at Kafkas University, Kars, Turkey
- 60: Also at Istanbul University, Faculty of Science, Istanbul, Turkey
- 61: Also at Istanbul Bilgi University, Istanbul, Turkey
- 62: Also at Hacettepe University, Ankara, Turkey



- 63: Also at Rutherford Appleton Laboratory, Didcot, United Kingdom
- 64: Also at School of Physics and Astronomy, University of Southampton, Southampton, United Kingdom
- 65: Also at Monash University, Faculty of Science, Clayton, Australia
- 66: Also at Bethel University, St. Paul, USA
- 67: Also at Karamanoğlu Mehmetbey University, Karaman, Turkey
- 68: Also at Utah Valley University, Orem, USA
- 69: Also at Purdue University, West Lafayette, USA
- 70: Also at Beykent University, Istanbul, Turkey
- 71: Also at Bingol University, Bingol, Turkey
- 72: Also at Sinop University, Sinop, Turkey
- 73: Also at Mimar Sinan University, Istanbul, Istanbul, Turkey
- 74: Also at Texas A&M University at Qatar, Doha, Qatar
- 75: Also at Kyungpook National University, Daegu, Korea