

# A JSJ-TYPE DECOMPOSITION THEOREM FOR SYMPLECTIC FILLINGS OF CONTACT 3-MANIFOLDS

AUSTIN CHRISTIAN AND MICHAEL MENKE

**ABSTRACT.** We establish a JSJ-type decomposition theorem for splitting exact symplectic fillings of contact 3-manifolds along *mixed tori* — these are convex tori satisfying a particular geometric condition. As an application, we show that if  $(M, \xi)$  is obtained from  $(S^3, \xi_{\text{std}})$  via Legendrian surgery along a knot which has been stabilized both positively and negatively, then  $(M, \xi)$  has a unique exact filling.

## 1. INTRODUCTION

A fundamental question in contact geometry is to determine the symplectic fillings of a given contact manifold. That is, to what extent does the boundary of a symplectic manifold determine its interior? The goal of this paper is to explain how to decompose an exact symplectic filling whose boundary contact manifold contains a *mixed torus* — a convex torus admitting certain bypasses. We then use this decomposition result to show that certain contact manifolds which are obtained as Legendrian surgeries are uniquely exactly fillable.

Recall that an *exact symplectic filling* of a contact manifold  $(M, \xi)$  is a symplectic manifold-with-boundary  $(W, \omega)$  such that  $\partial W = M$ ,  $\omega = d\alpha$  for some 1-form  $\alpha$  on  $W$ , and  $\alpha|_{\partial W}$  is a positive contact form for  $\xi$ .

Let us start with a partial list of known results classifying the number of exact symplectic fillings of a given contact manifold. A detailed survey can be found in [Ozb15].

- (Eliashberg [Eli90]) The standard contact 3-sphere  $(S^3, \xi_{\text{std}})$  has a unique exact filling up to symplectomorphism.
- (Wendl [Wen10d]) The 3-torus  $(T^3, \xi_1)$ , where  $\xi_1$  is the canonical contact structure on the unit cotangent bundle of  $T^2$ , has a unique exact filling up to symplectomorphism. Stipsicz [Sti02] previously showed that, up to homeomorphism,  $(T^3, \xi_1)$  admits a unique exact filling.
- (McDuff [McD90]) The standard tight contact structure on  $L(p, 1)$  has a unique exact filling up to symplectomorphism when  $p \neq 4$ ; for  $p = 4$ , there are precisely two exact fillings.
- (Lisca [Lis08]) Each lens space  $L(p, q)$  with its canonical contact structure admits finitely many exact symplectic fillings. Lisca gives a precise catalog of these fillings.
- (Plamenevskaya and Van Horn-Morris [PVHM10], Kaloti [Kal13]) Lens spaces of the form  $L(p(m+1)+1, m+1)$ , with virtually overtwisted contact structures, admit unique exact fillings. The case  $L(p, 1)$  is shown in [PVHM10] and the general case in [Kal13].
- (Sivek and Van Horn-Morris [SHM17]) Fillings for the unit cotangent bundle of an orientable surface are unique up to  $s$ -cobordism, and similar results for non-orientable surfaces were proven by Li and Ozbagci [LO18].
- (Akhmedov, Etnyre, Mark, Smith [AEMS08]) It is not always the case that there is a unique exact filling, or even finitely many.

Before stating our main theorem, let us introduce *mixed tori*, and say what it means to split a contact manifold along a mixed torus. We will call a convex torus  $T \subset (M, \xi)$  a *mixed torus* if there exists an embedding of  $T^2 \times [0, 2]$  into  $M$  so that  $T = T^2 \times \{1\}$ , the restriction of  $\xi$  to  $T^2 \times [0, 2]$  is virtually overtwisted, and each of  $T^2 \times [0, 1]$  and  $T^2 \times [1, 2]$  is a basic slice. (We will recall these contact geometry notions in Section 2.)

Now suppose we have a mixed torus  $T \subset (M, \xi)$ , and identify  $T$  with  $\mathbb{R}^2/\mathbb{Z}^2$  in such a way that the dividing curves of  $T$  have slope  $\infty$ . For the embedding  $T^2 \times [0, 2]$ , we will denote the slope of the dividing curves of  $T^2 \times \{i\}$  by  $s_i$ , and we may normalize the identification  $T = \mathbb{R}^2/\mathbb{Z}^2$  so that  $s_0 = -1$ . With this identification understood, we will now define the closed contact manifold  $(M', \xi')$  which results from *splitting  $M$  along  $T$  with slope  $s$* , for any integer  $s \in \mathbb{Z}$ . Topologically, we obtain  $M'$  by attaching a solid torus to  $M \setminus T$  along each

of the two torus components of  $\partial(M \setminus T) = T_0 \sqcup T_1$ :

$$M' = S_0 \cup_{\psi_0} (M \setminus T) \cup_{\psi_1} S_1.$$

We will define the contact structure  $\xi'$  to be  $\xi$  on  $M \setminus T$ , while on  $S_i \subset M'$  we use the unique tight contact structure determined by the characteristic foliation of  $\partial S_i$ . The remaining ambiguity lies in the maps  $\psi_i: \partial S_i \rightarrow T_i$ . These are chosen so that the image of the meridian of  $S_i$  is a curve of slope  $s$  in  $T_i = \mathbb{R}^2/\mathbb{Z}^2$ . The fact that  $s$  must be an integer follows from the fact that the dividing set, which serves as a longitude, has slope  $\infty$ .

Notice that if  $(M', \xi')$  is the result of splitting  $(M, \xi)$  along  $T$  with some slope, then we may recover  $(M, \xi)$  from  $(M', \xi')$  by removing a pair of solid tori and identifying the dividing sets and meridians of their boundary tori. This relationship between  $(M, \xi)$  and  $(M', \xi')$  allows us to obtain a filling of  $(M, \xi)$  from any filling of  $(M', \xi')$  via *round symplectic 1-handle attachment*. A round symplectic 1-handle is a symplectic manifold-with-boundary diffeomorphic to  $S^1 \times D^1 \times D^2$ , carrying a Liouville vector field  $Z$  which is inward-pointing along  $S^1 \times S^0 \times D^2$  and outward-pointing along  $S^1 \times D^1 \times S^1$ . The vector field  $Z$  induces the standard contact structure on the boundary solid tori  $S^1 \times S^0 \times D^2$ , and is thus attached to a symplectic filling by identifying two standard solid tori in the boundary of the filling. For instance, if  $(W', \omega')$  is a strong symplectic filling of  $(M', \xi')$ , we may attach a round symplectic 1-handle to  $(W', \omega')$  along standard neighborhoods of the core Legendrians  $L_0 \subset S_0$  and  $L_1 \subset S_1$  to obtain  $(W, \omega)$ , a strong symplectic filling of  $(M, \xi)$ . This construction will be explained in greater detail in Section 2.

We are now prepared to state our main theorem, which says that every filling of  $(M, \xi)$  may be constructed as above.

**Theorem 1.1.** *Let  $(M, \xi)$  be a closed, cooriented 3-dimensional contact manifold and let  $(W, \omega)$  be an exact (respectively, weak) symplectic filling of  $(M, \xi)$ . If there exists a mixed torus  $T^2 \subset (M, \xi)$ , witnessed by an embedding  $T^2 \times [0, 2]$  with slopes  $s_0 = -1$ ,  $s_1 = \infty$ , and  $s_2$ , then there exists a (possibly disconnected) symplectic manifold  $(W', \omega')$  such that:*

- $(W', \omega')$  is an exact (respectively, weak) filling of its boundary  $(M', \xi')$ ;
- $(M', \xi')$  is the result of splitting  $(M, \xi)$  along  $T$  with some slope  $s$  satisfying  $0 \leq s \leq s_2 - 1$ ;
- $(W, \omega)$  can be recovered from  $(W', \omega')$  by round symplectic 1-handle attachment.

*Remark 1.2.* The condition that  $T^2$  be a mixed torus is essential; the theorem is not true if one only assumes that  $T^2$  is a convex torus with two homotopically essential dividing curves.

*Remark 1.3.* An earlier version of this paper stated Theorem 1.1 for exact and strong symplectic fillings, rather than exact and weak symplectic fillings. The authors thank Hyunki Min for observing that the result is not true for strong fillings (c.f. [Min22, Theorem 1.4]), and that our proof can be modified to hold for weak fillings.

There are two results we must mention here to properly contextualize Theorem 1.1. The first is due to Eliashberg [Eli90], who showed that if  $(M, \xi)$  is a closed contact 3-manifold obtained from  $(M', \xi')$  (which may be disconnected) via a connected sum, then every symplectic filling of  $(M, \xi)$  is obtained from such a filling of  $(M', \xi')$  by attaching a Weinstein 1-handle. Our result is in the same spirit, replacing the holomorphic discs of Eliashberg's proof with holomorphic annuli, and thus considering an embedded torus in  $(M, \xi)$  rather than an embedded sphere.

This leads us to the next result of historical importance. Work of Jaco-Shalen [JS78] and Johannson [Joh79] established the JSJ decomposition for irreducible, orientable, closed 3-manifolds. For such a manifold  $M$ , this decomposition identifies a (unique up to isotopy) minimal collection  $T \subset M$  of disjoint, incompressible tori for which each component of  $M \setminus N(T)$  is either atoroidal or Seifert-fibered, where  $N(T) \subset M$  is an open tubular neighborhood of  $T$ . One can think of this decomposition as a toroidal version of the prime decomposition of 3-manifolds, which allows us to write every compact, orientable 3-manifold as the connected sum of a unique collection of prime 3-manifolds. In the same way, our result takes the connected sums of Eliashberg and replaces them with toroidal decompositions.

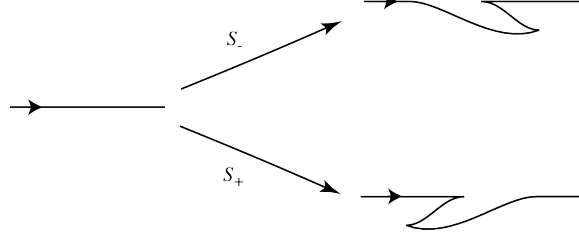


FIGURE 1. Stabilizations

In order to apply Theorem 1.1, we will observe that mixed tori naturally appear in contact manifolds which result from Legendrian surgery along a Legendrian knot which has been stabilized both positively and negatively. This allows us to prove the following consequence of Theorem 1.1.

**Theorem 1.4.** *Let  $L$  be an oriented Legendrian knot in a closed cooriented contact 3-manifold  $(M, \xi)$ . Let  $(M', \xi')$  be the manifold obtained from  $(M, \xi)$  by Legendrian surgery on  $S_+S_-(L)$ , where  $S_+$  and  $S_-$  are positive and negative stabilizations, respectively. Then every exact (respectively, weak) filling of  $(M', \xi')$  is obtained from an exact (respectively, weak) filling of  $(M, \xi)$  by attaching a symplectic 2-handle along  $S_+S_-(L)$ .*

In particular, the following corollary holds when  $(M, \xi) = (S^3, \xi_{std})$ , since  $(S^3, \xi_{std})$  has a unique exact filling.

**Corollary 1.5.** *If  $(M', \xi')$  is obtained from  $(S^3, \xi_{std})$  by Legendrian surgery on  $S_+S_-(L)$ , then  $(M', \xi')$  has a unique exact filling up to symplectomorphism.*

**Remark 1.6.** The assumption in Corollary 1.5 that  $L$  is stabilized both positively and negatively is crucial (c.f. Remark 1.2). For example, we may obtain  $L(4, 1)$  with its standard contact structure via Legendrian surgery along an unknot which has been positively (or negatively) stabilized twice. But, as mentioned above, McDuff showed in [McD90] that  $(L(4, 1), \xi_{std})$  has two distinct exact fillings.

Kaloti and Li [KL13] had previously shown the uniqueness up to symplectomorphism of exact fillings of manifolds obtained from Legendrian surgery along certain 2-bridge and twist knots and their stabilizations.

Related results were established by Lazarev for higher dimensions in [Laz20]. While not stated in quite the same manner, the main result of [Laz20] involves surgery on loose Legendrians. We observe that in dimensions greater than or equal to 5 all Legendrians which have been stabilized near a cusp edge are loose; their analog in dimension 3 is a Legendrian which has been stabilized both positively and negatively.

**Acknowledgments.** The authors would like to thank John Etnyre, Ko Honda, Hyunki Min, and Burak Ozbagci for many helpful discussions and suggestions. Additionally, the authors express sincere gratitude to an anonymous referee, whose careful reading of the paper led to many improvements. The first author was partially supported by NSF grant DMS-1745583.

## 2. BACKGROUND

**2.1. Contact geometry preliminaries.** A knot  $L \subset (M, \xi)$  is called *Legendrian* if it is everywhere tangent to the contact structure  $\xi$ . The front projection of a Legendrian knot in  $(\mathbb{R}^3, \ker(dz - ydx))$  is its projection to the  $xz$ -plane. We stabilize  $L$  by locally adding a zigzag in its front projection. There are two stabilizations of  $L$  — denoted  $S_+(L)$  and  $S_-(L)$  — with front projections as given in Figure 1.

A properly embedded, oriented surface  $\Sigma$  in  $(M, \xi)$  is called *convex* if there is a vector field  $v$  transverse to  $\Sigma$  whose flow preserves  $\xi$ . We denote by  $\Gamma_\Sigma(v)$  the set of points  $x \in \Sigma$  where  $v(x)$  lies in the contact plane  $\xi(x)$ . The set  $\Gamma_\Sigma(v)$  is a disjoint union of properly embedded smooth curves and arcs which are transverse to the *characteristic foliation*  $\xi|_\Sigma$ . If  $\Sigma$  is closed,  $\Gamma_\Sigma(v)$  will only contain closed curves, and the isotopy type of  $\Gamma_\Sigma(v)$  will be independent of the choice of  $v$ . For this reason, we will slightly abuse notation and refer to  $\Gamma_\Sigma(v)$  as *the dividing set of  $\Sigma$*  — with no reference to  $v$  — and use the notation  $\Gamma_\Sigma$ . In fact, when there is no ambiguity in  $\Sigma$ , we will write  $\Gamma$  for  $\Gamma_\Sigma$ .

For any  $x \in \Sigma \setminus \Gamma_\Sigma$ , the vector  $v(x)$  is transverse to both  $T_x \Sigma$  and  $\xi(x)$ , and thus inherits an orientation from each of these spaces. We denote by  $R_+$  and  $R_-$  the regions in  $\Sigma$  where these orientations agree and disagree, respectively, and write

$$\Sigma \setminus \Gamma_\Sigma = R_+ \cup (-R_-).$$

Finally, we recall that convexity is characterized by the existence of a neighborhood on which the contact structure is vertically invariant. That is, every convex surface admits a standard neighborhood  $\Sigma \times [-\epsilon, \epsilon] \subset (M, \xi)$  such that  $\Sigma = \Sigma \times \{0\}$  and on this neighborhood  $\alpha$  can be written as  $\alpha = g dt + \beta$ , where  $g : \Sigma \rightarrow \mathbb{R}$  is a smooth function,  $\beta$  is a 1-form on  $\Sigma$ , and  $\Gamma = \{g = 0\}$ .

As a final fundamental notion, recall that a *standard neighborhood*  $N(L)$  of a Legendrian knot  $L$  is a sufficiently small tubular neighborhood of  $L$  whose torus boundary is convex and whose dividing set has two components. If  $S_\pm(L)$  is a stabilization of  $L$ , then  $N(S_\pm(L))$  can be viewed as a subset of  $N(L)$ . Fix an oriented identification  $\partial N(L) \simeq \mathbb{R}^2/\mathbb{Z}^2$  such that  $\text{slope}(\Gamma_{\partial N(L)}) = \infty$  and  $\text{slope}(\text{meridian}) = 0$ . Then  $\text{slope}(\Gamma_{\partial N(S_\pm(L))}) = -1$ .

**2.2. Bypasses.** A *bypass disk*  $D$  for a Legendrian knot  $L$  is a convex disk whose boundary is the union of two Legendrian arcs  $a$  and  $b$  such that

- $a = L \cap D \subset L$ .
- Along  $a$  there are three elliptic singularities, two at the endpoints of  $a$  with the same sign, and one in the middle with the opposite sign.
- Along  $b$  there are at least 3 singularities all of the same sign.
- There are no other singularities in  $D$ .

*Remark 2.1.* We may define a new Legendrian knot  $L' = (L - a) \cup b$  and observe that  $L$  is a stabilization of  $L'$ , with sign determined by the sign of the middle singularity on  $a$ . We say that  $D$  is a *stabilizing disk* for  $L'$ .

The following theorem, due to Honda [Hon00], explains how a bypass changes the dividing set of a surface:

**Theorem 2.2** ([Hon00, Lemma 3.12]). *Let  $\Sigma$  be a convex surface,  $D$  a bypass disk along  $a \subset \Sigma$ . Inside any open neighborhood of  $\Sigma \cup D$  there is a one-sided neighborhood  $\Sigma \times [0, 1]$  such that  $\Sigma = \Sigma \times \{0\}$  and  $\Gamma_\Sigma$  is related to  $\Gamma_{\Sigma \times \{1\}}$  by Figure 2.*

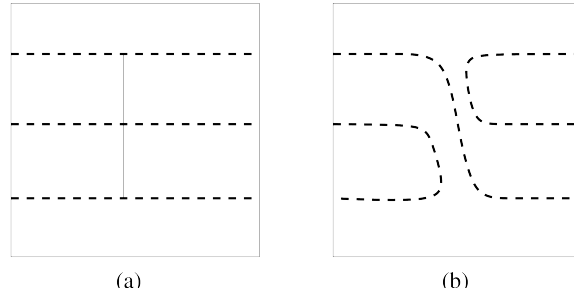


FIGURE 2. On the left is the dividing set of  $\Sigma$  with solid attaching arc  $a$ . On the right is the result of bypass attachment.

When Theorem 2.2 is applied, we say that  $\Sigma \times \{1\}$  is obtained from  $\Sigma$  by a *bypass attachment*. If the endpoints of the Legendrian arc  $a$  lie on the dividing set  $\Gamma$  of  $\Sigma$  then we say the bypass is attached along  $\Gamma$ .

**2.3. Basic slices.** Identify  $T^2 \simeq \mathbb{R}^2/\mathbb{Z}^2$ . Consider a tight  $(T^2 \times I, \xi)$ , where  $I = [0, 1]$ , with convex boundary where both boundary components have two homotopically non-trivial dividing curves. Let  $s_0$  and  $s_1$  be the slopes of the dividing curves on  $T^2 \times \{0\}$  and  $T^2 \times \{1\}$ , respectively. We call  $(T^2 \times I, \xi)$  a *basic slice* if

- the slopes  $s_0$  and  $s_1$  are distinct and connected by a single edge on the Farey tessellation;
- the slopes of all dividing curves on convex tori parallel to  $T^2 \times \{0, 1\}$  have slopes on  $[s_1, s_0]$  if  $s_1 < s_0$  and on  $[s_1, \infty) \cup [-\infty, s_0]$  if  $s_0 < s_1$ .

It was shown by Honda [Hon00] that there are exactly two tight contact structures on a given basic slice. They are distinguished by their relative Euler class.

Given that  $T^2 \times [0, 1]$  and  $T^2 \times [1, 2]$  are basic slices, we would like to know whether  $T^2 \times [0, 2]$  is universally tight. Let  $s_0, s_1, s_2$ , the slopes of the dividing sets on  $T^2 \times \{0, 1, 2\}$ , be  $-2, -1, 0$  respectively. Then  $T^2 \times [0, 2]$  is universally tight if the relative Euler class  $e(\xi, s)$  satisfies  $\text{PD}(e(\xi, s)) = \pm(0, 2)$ , where  $s$  is a nowhere zero section of  $\xi$  on the boundary.

**Definition.** A convex torus  $T^2 \times \{1\} = T^2 \subset (M, \xi)$  is a *mixed torus* if there exist basic slices  $T^2 \times [0, 1]$  and  $T^2 \times [1, 2]$  such that  $T^2 \times [0, 2]$  is not universally tight.

In other words,  $T^2$  is a mixed torus if the basic slices  $T^2 \times [0, 1]$  and  $T^2 \times [1, 2]$  have opposite sign.

**2.4. Contact handles.** Let  $D$  be a bypass disk,  $\Sigma \subset (M, \xi)$  a convex surface. There is a correspondence between attaching  $D$  to  $\Sigma$  and attaching a pair of topologically canceling handles to a one-sided neighborhood  $N(\Sigma) = \Sigma \times [0, \epsilon]$  of  $\Sigma$ . In particular, the coordinates on  $N(\Sigma)$  may be chosen so that  $\xi$  has the form  $\ker(dt + \beta)$ , for some  $\beta \in \Omega^1(\Sigma)$ . Then the boundary components  $\Sigma \times \{0, \epsilon\}$  are convex, with dividing sets  $\Gamma_\Sigma \times \{0, \epsilon\}$ . By attaching a *contact 1-handle* followed by a *contact 2-handle* to  $N(\Sigma)$  along  $\Sigma \times \{\epsilon\}$ , we obtain a neighborhood of the form  $\Sigma \times [0, 1]$ , as described in Theorem 2.2.

We now give a brief description of standard models for contact handles of index 1 and 2. While we follow closely the exposition in [Ozb11], the ideas are originally due to Giroux [Gir91].

Each of our standard models may be realized as a subset of  $(\mathbb{R}^3, \ker \alpha)$ , where  $\alpha = dz + ydx + 2xdy$ . Consider the subsets

$$H_1 = \{(x, y, z) \in \mathbb{R}^3 \mid x^2 + z^2 \leq \epsilon, y^2 \leq 1\}$$

and

$$H_2 = \{(x, y, z) \in \mathbb{R}^3 \mid x^2 + z^2 \leq 1, y^2 \leq \epsilon\},$$

for some small  $\epsilon > 0$ . We have a contact vector field

$$Z = 2x \frac{\partial}{\partial x} - y \frac{\partial}{\partial y} + z \frac{\partial}{\partial z}$$

on  $(\mathbb{R}^3, \ker \alpha)$  which witnesses the convexity of  $\partial H_1$  and  $\partial H_2$ . The respective dividing sets are

$$\partial H_1 \cap \{z = 0\} \quad \text{and} \quad \partial H_2 \cap \{z = 0\}.$$

Finally, we say that  $(H_1, \ker \alpha)$  is our standard model for a contact 1-handle, with attaching region  $\partial H_1 \cap \{y = \pm 1\}$  — where  $Z$  is inward-pointing — while  $(H_2, \ker \alpha)$  is our standard contact 2-handle, attached using  $-Z$ , so that  $\partial H_2 \cap \{x^2 + z^2 = 1\}$  is our attaching region.

As with topological 1-handle attachment, we attach a contact 1-handle to a 3-dimensional contact manifold-with-convex-boundary  $(M, \xi)$  by identifying the attaching region of  $(H_1, \ker \alpha)$  with regular neighborhoods of a pair of points  $p, q \in \partial M$ . The difference from topological handle attachment is that we require this identification to identify the dividing sets of the regular neighborhoods with that of the attaching region. This allows the contact structures on  $(M, \xi)$  and  $(H_1, \ker \alpha)$  to be identified, so that handle attachment yields a contact manifold. Contact 2-handle attachment is analogous.

There are circumstances in which we want handle attachment to extend not only our contact structure  $\xi$  on  $M$ , but also a preferred contact form for  $\xi$ . (This will be the case in our proof of Theorem 1.1.) This can be done, for instance, when  $(M, \xi)$  carries the structure of a *sutured contact manifold*, as defined in [CGHH11, Section 2]. When  $(M, \xi)$  admits such a structure, there is a neighborhood  $U(\Gamma) \subset M$  of the dividing set  $\Gamma \subset \partial M$  on which the contact structure admits a standard form. The Reeb dynamics on this neighborhood will conform to those of  $(H_1, \ker \alpha)$ , allowing handle attachment to occur in a manner which preserves these dynamics. We will not present the details of sutured contact manifolds here, but will rely on [CGHH11] to allow us to attach contact handles without destroying Reeb dynamics.

**2.5. Legendrian surgery.** Let  $L$  be a Legendrian knot in  $(M, \xi)$  with standard neighborhood  $N(L)$ . Topologically, Legendrian surgery is a  $\text{tb}(L) - 1$  Dehn surgery on  $L$  and we then take care that the contact structures agree on the boundary.

More precisely, pick an oriented identification of  $\partial N(L)$  with  $\mathbb{R}^2/\mathbb{Z}^2$  so that  $\pm(1, 0)^T$  is the meridian and  $\pm(0, 1)^T$  corresponds to slope of  $\Gamma_{N(L)}$ . Identifying  $\partial M \setminus N(L)$  with  $-\partial N(L)$ , we can define maps

$$\phi_{\pm} : \partial(D^2 \times S^1) \rightarrow \partial(M \setminus N(L))$$

on the topological level by

$$\phi(x, y) = \begin{pmatrix} 1 & 0 \\ \pm 1 & 1 \end{pmatrix} \begin{pmatrix} x \\ y \end{pmatrix}.$$

Let  $M_{\pm}(L)$  be the manifold obtained by gluing  $D^2 \times S^1$  to  $M \setminus N(L)$  using this map. The contact structure  $\xi$  restricts to a contact structure  $\xi|_{M \setminus N(L)}$  on  $M \setminus N(L)$  and the two dividing curves on  $\partial(M \setminus N(L))$ , as seen on  $\partial(D^2 \times S^1)$ , represent  $(\mp 1, 1)$  curves. Thus, according to [Kan97], there is a unique tight contact structure on  $D^2 \times S^1$  having convex boundary with these dividing curves. Hence we may extend  $\xi|_{M \setminus N(L)}$  to a contact structure  $\xi_{\pm}$  on  $M_{\pm}$ . The contact manifold  $(M_{\pm}, \xi_{\pm})$  is said to be obtained from  $(M, \xi)$  by  $\pm 1$ -contact surgery on  $L$ . The term *Legendrian surgery* refers to  $-1$ -contact surgery.

**2.6. Symplectization.** Let  $(M, \xi)$  be a 3-dimensional contact manifold with contact form  $\alpha$ . The *symplectization* of  $(M, \xi)$  is the symplectic manifold  $(\mathbb{R} \times M, d(e^s \alpha))$ , where  $s$  is the  $\mathbb{R}$  coordinate. Given a strong symplectic filling  $(W, \omega)$  of  $(M, \xi)$ , we can form the completion  $(\widehat{W}, \widehat{\omega})$  of  $W$  by attaching  $([0, \infty) \times M, d(e^s \alpha))$  to  $M = \partial W$ , where  $\omega = d\alpha$  on  $M \times \{0\}$ . We will refer to  $([0, \infty) \times M, d(e^s \alpha))$  as the *symplectization part* and  $(W, \omega)$  as the *cobordism part* of the completion.

**2.7. Liouville hypersurfaces and convex gluing.** Theorem 1.1 relies on a result of Avdek [Avd21]. This section reviews the necessary background for stating Avdek's result in the case of a 3-dimensional contact manifold  $(M, \xi)$ .

Recall that a *Liouville domain* is a pair  $(\Sigma, \beta)$  where

- (1)  $\Sigma$  is a smooth, compact manifold with boundary,
- (2)  $\beta \in \Omega^1(\Sigma)$  is such that  $d\beta$  is a symplectic form on  $\Sigma$ , and
- (3) the unique vector field  $Z_{\beta}$  satisfying  $d\beta(Z_{\beta}, *) = \beta$  points out of  $\partial\Sigma$  transversely.

The vector field  $Z_{\beta}$  on  $\Sigma$  described above is called the *Liouville vector field* for  $(\Sigma, \beta)$ .

*Remark 2.3.* A Liouville domain is an exact filling of its boundary.

Let  $(M, \xi)$  be a 3-dimensional contact manifold and let  $(\Sigma, \beta)$  be a 2-dimensional Liouville domain. A *Liouville embedding*  $i : (\Sigma, \beta) \rightarrow (M, \xi)$  is an embedding  $i : \Sigma \rightarrow M$  such that there exists a contact form  $\alpha$  for  $(M, \xi)$  for which  $i^* \alpha = \beta$ . The image of a Liouville embedding will be called a *Liouville hypersurface* and will be denoted by  $(\Sigma, \beta) \subset (M, \xi)$ .

Every Liouville hypersurface  $(\Sigma, \beta) \subset (M, \xi)$  admits a neighborhood of the form

$$N(\Sigma) = \Sigma \times [-\epsilon, \epsilon] \quad \text{on which} \quad \alpha = dt + \beta$$

where  $t$  is a coordinate on  $[-\epsilon, \epsilon]$ . After rounding the edges  $\partial\Sigma \times \{\pm\epsilon\}$  of  $\partial(\Sigma \times [-\epsilon, \epsilon])$ , we obtain a neighborhood  $\mathcal{N}(\Sigma)$  of  $\Sigma$  for which  $\partial\mathcal{N}(\Sigma)$  is a smooth convex surface in  $(M, \xi)$ , with contact vector field  $t\partial_t + Z_{\beta}$  and dividing set  $\{0\} \times \partial\Sigma$ .

Fix a 2-dimensional Liouville domain  $(\Sigma, \beta)$  and a (possibly disconnected) 3-dimensional contact manifold  $(M, \xi)$ . Let  $i_1$  and  $i_2$  be Liouville embeddings of  $(\Sigma, \beta)$  into  $(M, \xi)$  whose images, which we will denote by  $\Sigma_1$  and  $\Sigma_2$ , are disjoint. Let  $\alpha$  be a contact form for  $(M, \xi)$  satisfying  $\alpha|_{T\Sigma_1} = \alpha|_{T\Sigma_2} = \beta$ .

Consider neighborhoods  $\mathcal{N}(\Sigma_1), \mathcal{N}(\Sigma_2) \subset M$  as described above. Taking coordinates  $(x, z)$  on the boundary of each such neighborhood, where  $x \in \Sigma$  we may consider the mapping

$$\Upsilon : \partial\mathcal{N}(\Sigma_1) \rightarrow \partial\mathcal{N}(\Sigma_2), \quad \Upsilon(x, z) = (x, -z).$$

The map  $\Upsilon$  sends

- (1) the positive region of  $\partial\mathcal{N}(\Sigma_2)$  to the negative region of  $\partial\mathcal{N}(\Sigma_1)$ ,
- (2) the negative region of  $\partial\mathcal{N}(\Sigma_1)$  to the positive region of  $\partial\mathcal{N}(\Sigma_2)$ , and
- (3) the dividing set of  $\partial\mathcal{N}(\Sigma_1)$  to the dividing set of  $\partial\mathcal{N}(\Sigma_2)$

in such a way that we may perform a *convex gluing*. In other words, the map  $\Upsilon$  naturally determines a contact structure  $\#_{((\Sigma,\beta),(i_1,i_2))}\xi$  on the manifold

$$\#_{(\Sigma,(i_1,i_2))}M := \left( M \setminus (N(\Sigma_1) \cup N(\Sigma_2)) \right) / \sim$$

where  $p \sim \Upsilon(p)$  for  $p \in N(\Sigma_1)$ . Avdek then proves the following in [Avd21]:

**Theorem 2.4** ([Avd21, Theorem 1.8]). *Let  $(M, \xi)$  be a closed, possibly disconnected, contact 3-manifold. Suppose that there are two Liouville embeddings  $i_1, i_2 : (\Sigma, \beta) \rightarrow (M, \xi)$  with disjoint images. Then there is an exact symplectic cobordism  $(W, \omega)$  whose negative boundary is  $(M, \xi)$  and whose positive boundary is  $\#_{(\Sigma,\beta)}(M, \xi)$ .*

Avdek's cobordism between  $(M, \xi)$  and  $\#_{((\Sigma,\beta),(i_1,i_2))}(M, \xi)$  is constructed by attaching what he calls a *symplectic handle* to the compact symplectization  $([0, 1] \times M, d(e^s \alpha))$  of  $(M, \xi)$ . Up to edge rounding, the symplectic handle modeled on the Liouville hypersurface  $(\Sigma, \beta)$  has the form

$$(H_\Sigma, \omega_\beta) = ([-1, 1] \times \mathcal{N}(\Sigma), d\theta \wedge dz + d\beta),$$

where  $\theta$  is the coordinate on  $[-1, 1]$  and  $\mathcal{N}(\Sigma)$  is an abstract copy of the neighborhood of  $\Sigma$  described above. This handle admits a vector field  $V_\beta$  satisfying  $\mathcal{L}_{V_\beta}\omega_\beta = \omega_\beta$  and which points transversely out of  $H_\Sigma$  along  $[-1, 1] \times \partial\mathcal{N}(\Sigma)$  and into  $H_\Sigma$  along  $\{\pm 1\} \times \mathcal{N}(\Sigma)$ . This allows us to attach  $(H_\Sigma, \omega_\beta)$  to the compact symplectization of  $(M, \xi)$  along the neighborhoods  $\mathcal{N}(\Sigma_1), \mathcal{N}(\Sigma_2) \subset \{1\} \times M$ . For full details, see [Avd21].

*Remark 2.5.* In case  $(\Sigma, \beta) = (DT^*S^1, \lambda_{can})$ , we call  $(H_\Sigma, \omega_\beta)$  a *round symplectic 1-handle*. Attaching a round symplectic 1-handle to a symplectic cobordism is equivalent to attaching a Weinstein 1-handle, followed by a Weinstein 2-handle which passes over the 1-handle.

### 3. PROOF OF THEOREM 1.1

Let  $(M, \xi = \ker \alpha)$  be a contact manifold with an exact symplectic filling  $(W, \omega)$  and mixed torus  $T^2 \subset M$ . Let  $(\widehat{W}, \widehat{\omega})$  be the completion of  $(W, \omega)$  and  $J$  an adapted almost complex structure on  $\widehat{W}$ . That is,

- on  $((0, \infty)_s \times M, d(e^s \alpha))$ ,  $J$  is  $s$ -invariant and satisfies  $J\partial_s = R_\alpha$  and  $J\xi = \xi$ ;
- on  $W \subset \widehat{W}$ ,  $J$  is  $\omega$ -compatible.

During the proof we will need to specify a contact structure  $\alpha$  and impose additional conditions on  $J$ , but regularity will still be ensured by the automatic transversality results of Wendl [Wen10a].

The proof of Theorem 1.1 proceeds as follows. First we will construct a 1-parameter family

$$\mathcal{S} = \{u_t : (\mathbb{R} \times S^1, j) \rightarrow (\widehat{W}, J) \mid du_t \circ j = J \circ du_t, t \in \mathbb{R}\}$$

of finite-energy embedded holomorphic cylinders in  $(\widehat{W}, \widehat{\omega})$  such that

- (C1) When  $t \gg 0$  the images  $\Sigma_t$  and  $\Sigma_{-t}$  of the curves  $u_t$  and  $u_{-t}$  are in the symplectization  $[0, \infty) \times M$ .
- (C2) When  $t \gg 0$  the projections of  $\Sigma_{\pm t}$  under the map  $\pi : [0, \infty) \times M \rightarrow M$  are  $R_+(T^2)$  and  $R_-(T^2)$  respectively.
- (C3)  $\text{Im}(u_t) \cap \text{Im}(u_{t'}) = \emptyset$  if  $t \neq t'$ .

We then show that  $S = \cup_{t \in \mathbb{R}} \Sigma_t$  sweeps out a properly embedded solid torus in  $(\widehat{W}, \widehat{\omega})$ . Finally, we cut  $W$  along the solid torus  $S' = W \cap S$  and modify the result to obtain a new exact filling.

Our first step is to standardize the contact form and almost complex structure on a neighborhood of  $T^2$ . We will essentially follow the holomorphic curve construction coming from open book decompositions of Wendl [Wen10c]. We also note that this is morally the same as the construction in [Vau15, Section 4], except that Vaugon uses a sutured boundary condition instead of a convex boundary condition.

**Lemma 3.1** ([Wen10c, Section 3]). *There is a choice of contact form  $\alpha$  defined on a neighborhood of  $T^2$  such that the components of  $\Gamma_{T^2}$  are nondegenerate elliptic Reeb orbits of Conley-Zehnder index 1 with respect to the framing coming from  $T^2$ .*

*Proof.* By the flexibility theorem, modulo a perturbation of the convex surface  $T^2$ , it suffices to construct an explicit model subject to the condition that  $\Gamma_{T^2}$  consists of two parallel curves of slope  $\infty$ . We will construct this model in two steps: first on a small neighborhood  $N(\Gamma_{T^2})$  of the dividing set  $\Gamma_{T^2}$ , and separately on the remainder of  $T^2 \times [-\epsilon, \epsilon]$ .

Let us denote by  $S^1 \times D^2$ , with components  $(\theta, \rho, \phi)$ , a component of the neighborhood  $N(\Gamma_{T^2})$ . We will define a contact form on  $S^1 \times D^2$  by choosing functions  $f, g: [0, 1] \rightarrow \mathbb{R}$  which satisfy

- (1) the maps  $D^2 \rightarrow \mathbb{R}$  defined by  $(\rho, \phi) \mapsto f(\rho)$  and  $(\rho, \phi) \mapsto g(\rho)/\rho^2$  are smooth at the origin;
- (2) for some  $\epsilon > 0$  and some positive constant  $c > 0$ ,  $f(\rho) = (1 - g(\rho))c$ , for all  $\rho \in [0, \epsilon]$ ;
- (3) for the same  $\epsilon > 0$ ,  $g(\rho) = 1$  for all  $\rho \in (1 - \epsilon, 1]$ ;
- (4) the 1-form  $\alpha := f(\rho) d\theta + g(\rho) d\phi$  is a contact form.

The first condition ensures that  $\alpha$  is well-defined and smooth at the origin, while the second and third ensure that the Reeb vector field  $R_\alpha = \frac{g'}{D} \partial_\theta - \frac{f'}{D} \partial_\phi$  behaves as desired, where

$$D(\rho) := f(\rho) g'(\rho) - f'(\rho) g(\rho).$$

In particular,  $\{\rho = 0\}$  gives a Reeb orbit, while  $R_\alpha$  is parallel to  $\partial_\phi$  along  $\partial(S^1 \times D^2)$ .

In order to ensure that  $\{\rho = 0\}$  is nondegenerate with Conley-Zehnder index 1, we impose the following additional requirements on  $f$  and  $g$ :

- (5)  $f'(\rho) < 0$  for all  $\rho > 0$ ;
- (6)  $f'(\rho)/g'(\rho)$  is a constant, irrational number close to zero, for sufficiently small  $\rho$ .

The final condition is satisfied by choosing the constant  $c > 0$  in item (2) to be irrational and close to 0. Notice that the action of the Reeb orbit  $\{\rho = 0\}$  is given by  $f(0) = c > 0$ . Taking this value to be arbitrarily small thus guarantees that all other Reeb orbits in  $S^1 \times D^2$  can be made to have larger action. See [Wen10c, Section 3].

It remains to extend  $\alpha$  to  $N' := (T^2 \times [-\epsilon, \epsilon]) - N(\Gamma_{T^2})$ . To this end, consider the regions

$$R'_\pm := R_\pm - N(\Gamma_{T^2}).$$

These naturally produce Weinstein domains  $(R'_\pm, \beta_\pm)$  (though the orientation of  $R'_-$  as a Weinstein domain is opposite the orientation coming from  $T^2$ ), and thus we may write  $\alpha = dt + \beta_\pm$  on  $R'_\pm \times [-\epsilon, \epsilon]$ . Finally, we glue the neighborhoods  $R'_\pm \times [-\epsilon, \epsilon]$  to  $N(\Gamma_{T^2})$  in such a way that the coordinate  $t$  is identified with  $\phi$ , and thus obtain the desired contact form on  $T^2 \times [-\epsilon, \epsilon]$ . Note that this gluing step may require a diffeomorphism to ensure that the Liouville vector fields of  $R'_\pm$  and  $\{\phi = \text{const}\}$  agree.  $\square$

With the contact form  $\alpha$  fixed, we will denote the action of a Reeb orbit  $\gamma$  by  $\mathcal{A}_\alpha(\gamma)$ . Let  $e_1$  and  $e_2$  be the elliptic Reeb orbits constructed in Lemma 3.1. We now extend  $\alpha$  to the 1-sided neighborhood  $N(T^2 \cup D)$  where  $D$  is a bypass.

**Lemma 3.2.** *Let  $T^2 \subset (M, \xi)$  be a mixed torus with dividing set  $\Gamma$ . There exists a decomposition  $N(T^2 \cup D) = N_1 \cup_\Sigma N_2 \simeq T^2 \times [0, 1]$  and an extension of  $\alpha$  to  $N(T^2 \cup D)$  such that:*

- (1)  $N_i$  corresponds to contact  $i$ -handle attachment, for  $i = 1, 2$ ;
- (2)  $T^2 = T^2 \times \{0\}$  is convex with dividing set  $e_1 \cup e_2$ ;
- (3)  $T^2 \times \{1\}$  is convex with dividing set  $e_4 \cup e_5$  which are elliptic orbits of Conley-Zehnder index 1 with respect to  $T^2$ ;
- (4)  $\Sigma$  is a genus 2 convex surface separating  $N_1$  and  $N_2$ , meets  $T^2 \times \{0\}$  along  $e_1 \subset T^2 \times \{0\}$  and  $T^2 \times \{1\}$  along  $e_4$ , and contains one other orbit, an elliptic orbit  $e_3$  of Conley-Zehnder index 1 with respect to  $\Sigma$ ;
- (5) the Reeb vector field  $R_\alpha$  is positively transverse to  $R_+$  and negatively transverse to  $R_-$  for each of  $T^2 \times \{0\}$ ,  $T^2 \times \{1\}$ , and  $\Sigma$ ;
- (6) there exist hyperbolic orbits  $h_2$  and  $h_5$  in  $N_1$  and  $N_2$ , respectively; they have Conley-Zehnder index 0 with respect to  $T^2$ ;
- (7) the actions of  $e_1, e_2, h_2$ , and  $h_5$  are minimal:  $\mathcal{A}_\alpha(\gamma) > \mathcal{A}_\alpha(e_1), \mathcal{A}_\alpha(e_2), \mathcal{A}_\alpha(h_2), \mathcal{A}_\alpha(h_5)$ , for any Reeb orbit  $\gamma$  of  $N(T^2 \cup D)$ .

A schematic picture of the Reeb orbits in  $N(T^2 \cup D)$  is given in Figure 3.



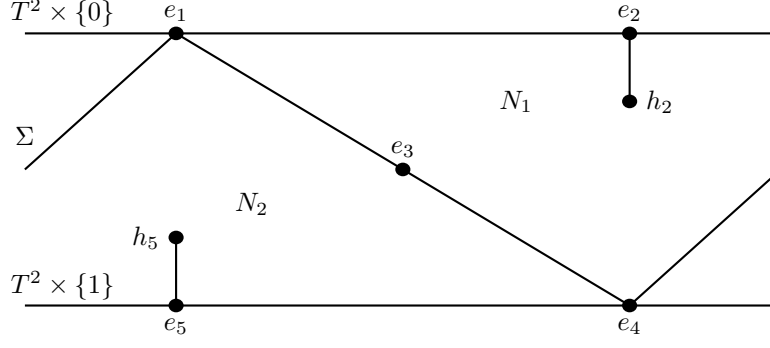


FIGURE 3. Sufficiently short Reeb orbits in  $N(T^2 \cup D)$  which are strictly contained in  $N_1$  and  $N_2$ . The  $e_i$  are elliptic orbits and the  $h_i$  are canceling hyperbolic orbits.

*Proof.* Our goal is to extend the neighborhood of  $T^2$  identified by Lemma 3.1 to a bypass neighborhood, and from the discussion in Section 2.4, we know that this can be accomplished by attaching to our neighborhood a canceling pair of contact 1- and 2-handles. We will extend the contact form  $\alpha$  to this bypass neighborhood by extending it over each handle individually.

Let us write  $T^2 \times [0, \epsilon]$  for (half of) the neighborhood produced by Lemma 3.1. Within this one-sided neighborhood we find  $N_1^\epsilon$ , a neighborhood obtained by “thickening  $T^2$  away from  $e_1$ .” The boundary  $\partial N_1^\epsilon$  has two torus components, which we abusively call  $T^2 \times \{0\}$  and  $T^2 \times \{\epsilon\}$ , and which meet along the elliptic orbit  $e_1$ . In particular,  $T^2 \times \{\epsilon\}$  is convex, with dividing set  $\Gamma = \{e_1, e_2\}$ . (Here we are conflating  $e_2$  with a parallel copy in  $T^2 \times \{\epsilon\}$ .) The bypass  $D$  is assumed to have endpoints on  $e_2$ . As discussed in Section 2.4, we may attach a contact handle to  $N_1^\epsilon$  in a manner which respects the contact form whenever  $N_1^\epsilon$  has a properly adapted neighborhood of  $e_2 \subset T^2 \times \{\epsilon\}$ . According to [CGHH11, Lemma 4.1], we may modify  $N_1^\epsilon$  by introducing a canceling hyperbolic orbit  $h_2$  for  $e_2$ , as depicted in Figure 4. Moreover, the construction in [CGHH11, Lemma 4.1] produces an isotopy through convex tori from our original torus, with dividing set  $\{e_1, e_2\}$ , to a new convex torus having dividing set  $\{e_1, h_2\}$ ; we will make use of this isotopy later. Following this modification, we attach a contact 1-handle to  $N_1^\epsilon$  along a pair of points in  $h_2$ , extending the contact form  $\alpha$  as we go, to yield the neighborhood  $N_1$ . This neighborhood has boundary components  $T^2$  and  $\Sigma$ , where  $\Sigma$  is a surface of genus 2 with dividing curves  $e_1, e_3$ , and  $e_4$ .

We have now produced  $N_1 \subset N(T^2 \cup D)$ , as depicted in Figure 3. Attaching a topologically canceling contact 2-handle to  $N_1$  along  $\Sigma$  will give  $N(T^2 \cup D)$ , allowing us to identify  $N_2$ . Our claims about the Reeb dynamics of  $N_2$  follow by viewing this region as the result of attaching a contact 1-handle to

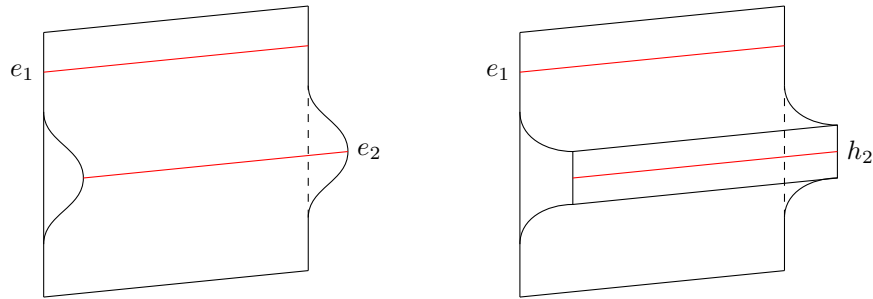


FIGURE 4. We construct  $N_1^\epsilon$  by first thickening  $T^2$  away from  $e_1$ , as on the left. We identify edges in the obvious way to form  $T^2$ , and conflate  $e_2$  with a parallel copy. We then extend  $N_1^\epsilon$  as in [CGHH11, Lemma 4.1] to introduce the hyperbolic orbit  $h_2$ , as seen on the right. Though not drawn, the orbit  $e_2$  persists on the right, becoming part of the interior of  $N_1^\epsilon$ .

$N_2^\epsilon \subset T^2 \times [1 - \epsilon, 1] \subset N(T^2 \cup D)$ , and repeating the analysis above.

The last statement of the lemma follows from [Vau15, Theorem 2.1], which investigates Reeb orbits near a bypass. Namely, we have normalized our contact form near  $T^2$  so that the actions of  $e_1, e_2, h_2$ , and  $h_5$  agree, and any other Reeb orbits of  $N(T^2)$  have greater action. (See the proof of Lemma 3.1.) We can let  $K = \mathcal{A}_\alpha(e_1) + \delta$ , for some small  $\delta > 0$ , and [Vau15, Theorem 2.1] tells us that the only Reeb orbits of  $N(T^2 \cup D)$  with action less than  $K$  are  $e_1, e_2, h_2$ , and  $h_5$ .  $\square$

Having identified this neighborhood of a mixed torus  $T^2$ , we want now to construct a pair of  $J$ -holomorphic curves in  $\mathbb{R} \times M$  which are positively asymptotic to the dividing set  $e_1 \cup e_2$ , and which project to the positive and negative regions  $R_\pm$  of  $T^2$ . We will construct these lifts in parts: we first lift  $R_\pm$  minus a collar neighborhood, producing  $J$ -holomorphic curves with bounded coordinates in the symplectization direction, and then construct  $J$ -holomorphic half-cylinders positively asymptotic to  $e_1 \cup e_2$  by which we may complete these lifts.

The following lemma will allow us to lift the positive and negative regions.

**Lemma 3.3.** *Let  $(B, \beta = -df \circ j)$  be a 2-dimensional Weinstein domain, where  $f : B \rightarrow \mathbb{R}$  is a Morse function such that  $\partial B$  is a level set of  $f$ , and let  $\alpha = dt + \beta$  be a contact form on  $[-\epsilon, \epsilon] \times B$ , where  $t \in [-\epsilon, \epsilon]$ . Then there is an adapted almost complex structure on  $\mathbb{R} \times [-\epsilon, \epsilon] \times B$  such that we can lift  $B$  to a holomorphic curve by the map  $u(\mathbf{x}) = (f(\mathbf{x}), 0, \mathbf{x})$ .*

*Proof.* The Liouville vector field  $X$  for  $\beta$  directs the characteristic foliation on  $B = \{0\} \times B$  and satisfies  $\iota_X d\beta = \beta$ , and thus  $\beta(X) = 0$ . The Reeb vector field on  $[-\epsilon, \epsilon] \times B$  is  $\partial_t$ . It follows that the contact structure  $\ker(\alpha)$  is spanned by  $X$  and  $jX + g\partial_t$ , for some function  $g : B \rightarrow \mathbb{R}$ . Here  $j$  is an adapted almost complex structure on  $(B, \beta)$ . Since  $0 = \alpha(jX + g\partial_t) = g + \beta(jX) = g + df(X)$  we have that  $g = -df(X)$ .

We want the almost complex structure  $J$  to lift  $j$  so we specify

$$J(X) = jX - df(X)\partial_t \quad \text{and} \quad J(\partial_s) = \partial_t,$$

and extend this definition by linearity and the property that  $J^2 = -I$ . In order to verify that  $u(\mathbf{x}) = (f(\mathbf{x}), 0, \mathbf{x})$  is  $J$ -holomorphic we check that

$$(J \circ du)(X) = (du \circ j)(X).$$

Indeed,

$$(J \circ du)(X) = J(df(X)\partial_s + X) = jX,$$

and

$$(du \circ J)(X) = df(jX)\partial_s + jX = -\beta(X)\partial_s + jX = jX.$$

This shows that  $u$  is  $J$ -holomorphic.  $\square$

We now construct the desired holomorphic curves in the symplectization  $\mathbb{R} \times M$ .

**Lemma 3.4.** *There are embedded holomorphic curves  $u_\pm : \mathbb{R} \times S^1 \rightarrow [0, \infty) \times M$  such that:*

- $u_\pm$  are Fredholm regular and index 2.
- $u_\pm$  are positively asymptotic to  $e_1$  and  $e_2$ .
- The image of  $u_\pm$  under the projection  $\pi : [0, \infty) \times M \rightarrow M$  is  $R_\pm(T^2)$ .

*Proof.* Consider the standard tight neighborhood  $T^2 \times [-\epsilon, \epsilon]$  of  $T^2$ . As in the proof of Lemma 3.1, we decompose this neighborhood into a two-component neighborhood  $N(\Gamma_{T^2})$  of the dividing set and a Reeb thickening  $N' := (T^2 \times [-\epsilon, \epsilon]) - N(\Gamma_{T^2})$  of  $R'_\pm \times \{0\}$ , the positive and negative regions of  $T^2$ , minus collar neighborhoods.

Because  $R'_+ \times \{0\}$  and  $R'_- \times \{0\}$  are Weinstein domains, Lemma 3.3 allows us to lift these regions to holomorphic curves in the symplectization which have constant  $s$ -coordinate at the boundary. Let us denote this constant  $s$ -coordinate by  $s_0$ . We will now construct holomorphic half-cylinders in the symplectization of  $N(\Gamma_{T^2})$  which are asymptotic to the Reeb orbits  $e_1, e_2$ , and which we may glue to the lifts coming from Lemma 3.3. This argument closely follows [Wen10c].

Let us consider a single component of  $N(\Gamma_{T^2})$ , identified with  $S^1 \times D^2$ , and use the contact form constructed in the proof of Lemma 3.3. In particular,  $\alpha = f(\rho) d\theta + g(\rho) d\phi$  in the coordinates  $(\theta, \rho, \phi)$  on  $S^1 \times D^2$ . We

assume that the functions  $f$  and  $g$  satisfy all of the conditions imposed in the proof of Lemma 3.1. It follows that the vectors

$$v_1 := \partial_\rho \quad \text{and} \quad v_2 := -g(\rho) \partial_\theta + f(\rho) \partial_\phi$$

span the contact structure  $\ker \alpha$ , for  $\rho > 0$ . Recall that  $R_\alpha = \frac{g'}{D} \partial_\theta - \frac{f'}{D} \partial_\phi$ , where  $D(\rho) = f(\rho) g'(\rho) - f'(\rho) g(\rho)$ . We define an almost complex structure  $J$  on  $\mathbb{R}_a \times (S^1 \times D^2)$  by setting

$$J v_1 = \beta(\rho) v_2 \quad \text{and} \quad J \partial_a = R_\alpha,$$

for  $\rho > 0$ , where  $\beta(\rho) > 0$  is an appropriately chosen smooth function. In particular, we choose  $\beta$  so that this definition of  $J$  extends across  $\{\rho = 0\}$ . (For instance, this can be accomplished by taking  $\beta = 1/f$  near  $\{\rho = 0\}$ .) We assume that  $\beta(\rho) = 1$  outside a neighborhood of  $\{\rho = 0\}$ .

We may now express the Cauchy-Riemann equations with respect to our chosen coordinates. In particular, let us write a map  $u: \mathbb{R}_s \times S_t^1 \rightarrow [0, \infty)_a \times (S^1 \times D^2)$  as

$$u(s, t) = (a(s, t), \theta(s, t), \rho(s, t), \phi(s, t)).$$

Then  $u$  is  $J$ -holomorphic if and only if the following equations are satisfied:

$$\begin{aligned} a_s &= f\theta_t + g\phi_t & \rho_s &= \frac{1}{\beta D}(f'\theta_t + g'\phi_t) \\ a_t &= -f\theta_s - g\phi_s & \rho_t &= -\frac{1}{\beta D}(f'\theta_s + g'\phi_s). \end{aligned}$$

Note that  $f, g, D$ , and  $\beta$  are now functions of  $\rho(s, t)$ . On  $(1 - \epsilon, 1]$ ,  $g(\rho) = 1$  and  $\beta(\rho) = 1$ , so the differential equations for  $\rho$  become

$$\rho_s = -\theta_t \quad \text{and} \quad \rho_t = \theta_s$$

near the boundary. The upshot is that whenever  $a(s)$  and  $\rho(s)$  satisfy the ordinary differential equations

$$a'(s) = f(\rho), \quad \rho'(s) = \begin{cases} \frac{f'(\rho)}{\beta(\rho) D(\rho)}, & \rho < 1 - \epsilon, \\ -1, & \rho \geq 1 - \epsilon \end{cases},$$

we may define a  $J$ -holomorphic curve  $u_{\phi_0}: [0, \infty) \times S^1 \rightarrow \mathbb{R} \times (S^1 \times D^2)$  via

$$u_{\phi_0}(s, t) := (a(s), t, \rho(s), \phi_0),$$

for any constant  $\phi_0 \in S^1$ .

Therefore there are holomorphic half-cylinders  $u_{\phi_0}$  for any choice of  $\phi_0$ . The conditions imposed on  $f(\rho)$  and  $g(\rho)$  imply that the unique curve  $u_{\phi_0}$  with  $\rho(0) = 1$  and  $a(0) = s_0$  yields a holomorphic half-cylinder which is positively asymptotic to  $e_1$  or  $e_2$  as  $s \rightarrow \infty$  and which has  $a(s, t)$  and  $\phi(s, t)$  constant near the boundary  $\{\rho = 1\}$ . By choosing  $\phi_0$  appropriately, we may glue these half-cylinders to the lifts of  $R'_+$  and  $R'_-$  taken at the beginning of the argument. The resulting curves  $u_\pm$  will have the desired projections, as the half-cylinders project to the collars of  $R_\pm$  which were deleted to obtain  $R'_\pm$ .

At last, we compute the index of  $u_\pm: \mathbb{R} \times S^1 \rightarrow [0, \infty) \times M$ . As explained in, say, [Wen10c, Equation 3.2] and [Wen10a], this index is given by

$$\text{ind}(u_\pm) = \chi(\mathbb{R} \times S^1) + 2c_1(N_{u_\pm}) + \mu_{\text{CZ}}(e_1) + \mu_{\text{CZ}}(e_2) = 2c_1(N_{u_\pm}) + 2,$$

where  $c_1(N_{u_\pm})$  is the relative first Chern number of the normal bundle of  $u_\pm$ . One can show that  $N_{u_\pm}$  admits a nonvanishing section which is constant in the asymptotic trivialization, and thus  $c_1(N_{u_\pm}) = 0$ . See the proof of [Wen10c, Proposition 3]. So  $\text{ind}(u_\pm) = 2$ . Finally, the Fredholm regularity of  $u_\pm$  follows from [Wen10c, Proposition 7].  $\square$

Since  $T^2$  is mixed, there is another bypass layer  $T^2 \times [-1, 0]$  stacked "on top" with  $T^2 \times [0, 1]$  as the "bottom layer", see Figure 5. The orientation of the top layer is reversed because the bypass has opposite sign. We will use the decomposition  $T^2 \times [0, 1] \simeq N_1 \cup_\Sigma N_2$  given by Lemma 3.2, as well as a corresponding decomposition  $T^2 \times [-1, 0] \simeq N'_2 \cup_\Sigma N'_1$ . The subscripts are reversed in this top layer because of the orientation reversal,

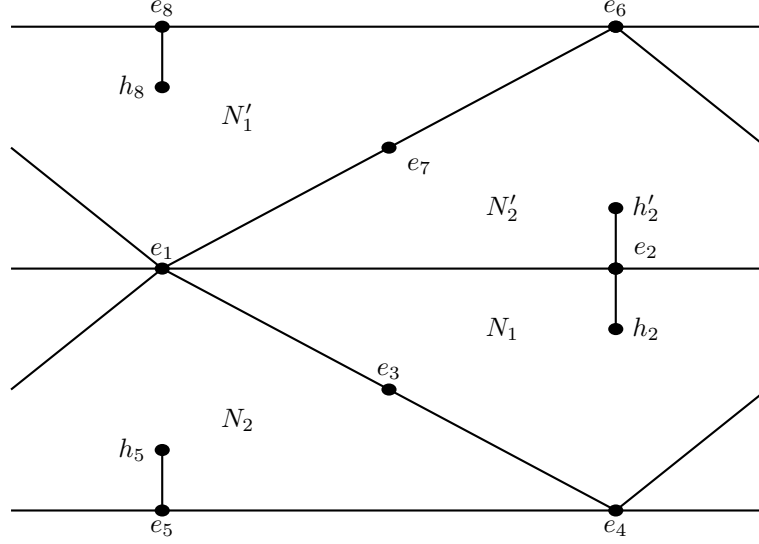


FIGURE 5. Orbits in a neighborhood of a mixed torus. The solid lines represent holomorphic curves. The regions  $N_i$  and  $N'_i$ ,  $i = 1, 2$  correspond to the  $i$ -handle attachments as in Figure 3. For each solid line there are two holomorphic curves, one whose orientation agrees with  $R_+$  and one whose orientation agrees with  $R_-$ .

and the concomitant reversal of indices for the handle attachments. See Figure 5.

Let  $P$  be a thrice-punctured sphere. We will construct holomorphic curves which represent the solid lines in Figure 5. The modification used to introduce hyperbolic orbits, taken from [CGHH11, Lemma 4.1], provides a holomorphic curve between the hyperbolic orbit and its canceling elliptic orbit, so we need not construct these. (These four curves are depicted in Figure 5.)

**Lemma 3.5.** *There are embedded holomorphic curves*

$$u_{i,j,k}^{\pm} : P \rightarrow [0, \infty) \times T^2 \times [-1, 1]$$

and

$$u_{i,j}^{\pm} : \mathbb{R} \times S^1 \rightarrow [0, \infty) \times T^2 \times [-1, 1]$$

for admissible  $\{i, j, k\}$  and  $\{i, j\}$  such that:

- $u_{i,j,k}^{\pm}$  and  $u_{i,j}^{\pm}$  are Fredholm regular and have index 2 and
- $u_{i,j,k}^{\pm}$  are positively asymptotic to  $e_i, e_j$ , and  $e_k$  and  $u_{i,j}^{\pm}$  are positively asymptotic to  $e_i$  and  $e_j$ .

The admissible  $\{i, j, k\}$  and  $\{i, j\}$  are

$$\{1, 7, 6\}, \{1, 3, 4\}, \{1, 6\}, \{1, 4\}, \{4, 5\}, \{6, 8\}$$

and the  $u^+$  and  $u^-$  are distinguished by whether the orientations of their projections to  $M$  agree with  $R_+$  or  $R_-$  with respect to the orientation coming from  $T^2$ .

These curves are represented by solid lines in Figure 5. Note that we also have  $u_{1,2}^{\pm}$ , produced by Lemma 3.4.

*Proof.* Recall that in a neighborhood of an elliptic orbit  $e_i$  there are holomorphic half cylinders of the form

$$\begin{aligned} u_{\phi_i} : [0, \infty) \times S^1 &\rightarrow \mathbb{R} \times (S^1 \times \mathbb{D}) \\ (s, t) &\mapsto (a(s), t, \rho(s), \phi_i). \end{aligned}$$

Choose  $\phi_i \neq \phi_0$  and let  $A_{\phi_i}$  be the image of  $\phi_i$ . If  $P$  is a thrice-punctured sphere we can repeat the procedure of Lemma 3.4 to lift  $P$  minus the three ends to a holomorphic curve and glue the boundary to  $A_{\phi_i}$ . As in Lemma 3.4, these curves have index 2 by a straightforward index calculation, and are Fredholm regular by [Wen10c, Proposition 7].  $\square$

Let  $\mathcal{M}(e_1, e_2)$  denote the moduli space of index 2 curves  $u : \mathbb{R} \times S^1 \rightarrow \mathbb{R} \times M$  which are positively asymptotic to  $e_1$  and  $e_2$  and represent the same homology class as  $u_+$  or  $u_-$  — the curves identified in Lemma 3.4 — and let  $\mathcal{M}(e_1, e_2)/\mathbb{R}$  be the quotient of this moduli space by the  $\mathbb{R}$ -translation. We want to describe the compactification of this quotient. One can learn about the analysis of such moduli spaces in, for instance, [Wen10b].

**Lemma 3.6.** *The compactification  $\overline{\mathcal{M}(e_1, e_2)/\mathbb{R}}$  is the disjoint union of two components  $\mathcal{N}_\pm$  containing the equivalence classes of  $u_\pm$  up to  $\mathbb{R}$  translation. The boundary  $\partial\mathcal{N}_\pm$  consists of*

- a two-level building  $v_{1,\pm} \cup v_{0,\pm}$ , where  $v_{1,\pm}$  is the top level consisting of a cylinder positively asymptotic to  $e_2$  and negatively asymptotic to  $h_2$  and  $v_{0,\pm}$  is the bottom level consisting of a cylinder positively asymptotic to  $e_1$  and  $h_2$  and
- another two-level building  $v'_{1,\pm} \cup v'_{0,\pm}$  with  $h_2$  replaced by  $h'_2$ .

*Proof.* Throughout the proof, we will think of  $\mathcal{M}(e_1, e_2)/\mathbb{R}$  as parametrizing curves  $\pi_M \circ u : \mathbb{R} \times S^1 \rightarrow M$ , where  $\pi_M : \mathbb{R} \times M \rightarrow M$  is the obvious projection. Note that each of these "curves" is really an equivalence class of curves in  $\mathbb{R} \times M$ , modulo  $\mathbb{R}$ -translation. Thus we are able to recover some version of positivity of intersections: no distinct pair of curves in  $\mathcal{M}(e_1, e_2)/\mathbb{R}$  can intersect. Otherwise, we could find a representative of each (i.e., a lift to  $\mathbb{R} \times M$ ) so that the representatives intersect, and this is prohibited by positivity of intersections. In fact, if

$$\tilde{u} : \dot{\Sigma} \rightarrow \mathbb{R} \times M$$

is any  $J$ -holomorphic curve which intersects neither  $u_+$  nor  $u_-$ , then  $\pi_M \circ \tilde{u}$  must be disjoint from every curve  $\pi_M \circ u$  in  $\mathcal{M}(e_1, e_2)/\mathbb{R}$ . If some curve in  $\mathcal{M}(e_1, e_2)/\mathbb{R}$  were to intersect  $\pi_M \circ \tilde{u}$ , we could lift this to a curve which intersects  $\tilde{u}$  and is homologous to either  $u_+$  or  $u_-$ , a contradiction.

With this interpretation established, we claim that  $\mathcal{M}(e_1, e_2)/\mathbb{R}$  is not compact. If  $\mathcal{M}(e_1, e_2)/\mathbb{R}$  contains a component diffeomorphic to  $S^1$ , then the curves in this component sweep out a neighborhood of  $e_1$ . That is, there is a neighborhood  $N(e_1)$  of  $e_1$ , each of whose points lies on the image of some curve in  $\mathcal{M}(e_1, e_2)/\mathbb{R}$ . But  $N(e_1)$  must intersect the neighborhood  $N_2$  constructed in Lemma 3.2, meaning that some curve in  $\mathcal{M}(e_1, e_2)/\mathbb{R}$  intersects  $\pi_M \circ u_{i,j,k}^\pm$  for some admissible  $\{i, j, k\}$ . But neither  $u_+$  nor  $u_-$  intersects any  $u_{i,j,k}^\pm$ , so the above discussion of intersections tells us that this is a contradiction. So  $\mathcal{M}(e_1, e_2)/\mathbb{R}$  is not compact, and the compactification  $\overline{\mathcal{M}(e_1, e_2)/\mathbb{R}}$  is therefore a disjoint union of closed intervals. We now investigate  $\partial\mathcal{M}(e_1, e_2)/\mathbb{R}$ .

We may assume that the Reeb actions of  $e_1$  and  $e_2$  satisfy  $\mathcal{A}_\alpha(e_1) = \mathcal{A}_\alpha(e_2)$ . By Lemma 3.2, the only Reeb orbits that could possibly have smaller action than  $\mathcal{A}_\alpha(e_i)$ ,  $i = 1, 2$ , are those in Figure 5. When enumerating the buildings which might appear in  $\partial\mathcal{M}(e_1, e_2)/\mathbb{R}$ , these are the only orbits we need consider. Moreover, because the curves in  $\mathcal{M}(e_1, e_2)/\mathbb{R}$  are disjoint from the projections  $\pi_M(u_{i,j,k}^\pm)$ , their images must be contained in  $N_1 \cup N'_2$ .

With these restrictions, we find just four boundary elements. We see that  $\partial\mathcal{M}(e_1, e_2)/\mathbb{R}$  can contain a cylinder positively asymptotic to  $e_2$  and negatively asymptotic to  $h_2$  followed by a cylinder positively asymptotic to  $e_1$  and  $h_2$ . The same is true for  $h_2$  replaced by  $h'_2$ . These buildings are the desired boundary elements. Indeed, these are the only holomorphic buildings contained in  $N_1$  or  $N'_2$  — neighborhoods identified in the discussion preceding Lemma 3.5 — having at least one level with a curve positively asymptotic to  $e_2$ . We conclude that  $\mathcal{M}(e_1, e_2)/\mathbb{R}$  consists of two closed intervals, as desired.  $\square$

In order to cut along  $T^2$  we need to push this index 2 family of curves into the filling  $(W, \omega)$ . The proof of the following lemma will make clear that, while our argument requires a basic slice on each side of the mixed torus, the family of holomorphic curves which we construct can be thought of as existing only on one side of the torus. The basic slice on the other side simply serves to provide the "walls" which prevent this family of curves from breaking in undesirable ways.

**Lemma 3.7.** *There is a regular 1-parameter family*

$$\mathcal{S} = \{u_t : (\mathbb{R} \times S^1, j) \rightarrow (\widehat{W}, J)\}$$

of embedded holomorphic cylinders in  $(\widehat{W}, \widehat{\omega})$  parametrized by  $t \in \mathbb{R}$  satisfying

- (C1) When  $t \gg 0$  the images  $\Sigma_t$  and  $\Sigma_{-t}$  of the curves  $u_t$  and  $u_{-t}$  are in the symplectization  $[0, \infty) \times M$ .
- (C2) When  $t \gg 0$  the projections of  $\Sigma_{\pm t}$  under the map  $\pi : [0, \infty) \times M \rightarrow M$  are  $R_+(T^2)$  and  $R_-(T^2)$ , respectively.
- (C3)  $\text{Im}(u_t) \cap \text{Im}(u_{t'}) = \emptyset$  if  $t \neq t'$ .

*Proof.* Consider the index 1 family  $\mathcal{M}_{\widehat{W}}(e_1, h_2)$  consisting of holomorphic cylinders in  $\widehat{W}$  that limit to  $e_1$  and  $h_2$  at the positive ends and represent the same homology class as  $v_{0,+}$  or  $v_{0,-}$  from Lemma 3.6.

Our first claim is that  $\mathcal{M}_{\widehat{W}}(e_1, h_2)$  contains a noncompact component which interpolates between  $v_{0,+}$  and  $v_{0,-}$ . The failure of  $\mathcal{M}_{\widehat{W}}(e_1, h_2)$  to be compact follows as in Lemma 3.6. Namely, the elements of  $\mathcal{M}_{\widehat{W}}(e_1, h_2)$  are disjoint from the "walls"  $u_{\pm}, u_{1,7,6}^{\pm}, u_{1,3,4}^{\pm}, u_{4,5}^{\pm}, u_{6,8}^{\pm}$  and their  $\mathbb{R}$ -translations, and this prohibits  $\mathcal{M}_{\widehat{W}}(e_1, h_2)$  from containing an  $S^1$ -family of curves whose projections to  $M$  would encircle  $e_1$ .

Let us now consider the noncompact ends of  $\mathcal{M}_{\widehat{W}}(e_1, h_2)$ . Because ours is an index 1 family, we may ignore bubbling phenomena and consider the holomorphic buildings into which elements of  $\mathcal{M}_{\widehat{W}}(e_1, h_2)$  might break. Say  $w$  is the topmost element of such a building, with image in  $\mathbb{R} \times M$ . Because of the walls identified above,  $\pi_M \circ w$  must be contained in one of  $N_1, N'_2, N_2$ , or  $N'_1$  — the regions of  $T^2 \times [-1, 1]$  identified before Lemma 3.5. We claim that  $w = v_{0,+}$  or  $w = v_{0,-}$ . Assume without loss of generality that the slopes of  $\Gamma_{T^2 \times \{0\}}$  and  $\Gamma_{T^2 \times \{1\}}$  are 0 and 1, respectively. Under the identification  $H_1(T^2 \times [-1, 1]) \simeq H_1(T^2) \simeq \mathbb{Z}^2$ , we can take

$$[e_1] = (0, -1) \quad \text{and} \quad [e_2] = (0, 1).$$

Then we have

$$[h'_2] = [h_2] = (0, 1), \quad [e_3] = (-1, 0), \quad \text{and} \quad [e_4] = [e_5] = [h_5] = (1, 1).$$

If  $\text{Im}(\pi \circ w) \subset N_2$ , then  $w$  must have  $e_1$  at the positive end; however, no nonnegative linear combination of  $[e_3], [e_4], [h_5], [e_5]$  is homologous to  $[e_1]$ . If  $\text{Im}(\pi \circ w) \subset N_1$ , then either

- (1)  $e_1$  is at the positive end
- (2)  $h_2$  is at the positive end, or
- (3) both  $e_1$  and  $h_2$  are at the positive end.

Homologically, the only possibility is  $[h_2] = [e_3] + [e_4]$ , but we are taking  $\mathcal{A}_{\alpha}(h_2) < \mathcal{A}_{\alpha}(e_3) + \mathcal{A}_{\alpha}(e_4)$ , so no curve can have  $h_2$  as its positive end and  $e_3, e_4$  as its negative ends. This implies the claim.

So  $\mathcal{M}_{\widehat{W}}(e_1, h_2)$  provides an interval of holomorphic curves interpolating between  $v_{0,-}$  and  $v_{0,+}$ , and serves as the middle portion of our family  $\mathcal{S}$ . For  $t \gg 0$ , take  $u_t$  (respectively,  $u_{-t}$ ) to be a translation of  $v_{0,+}$  (respectively,  $v_{0,-}$ ) by some  $t + c$ , where  $c$  is a constant, viewed inside the symplectization part  $[0, \infty) \times M$ . This implies (C1). Because the curves  $v_{0,+}$  and  $v_{0,-}$  each have an end asymptotic to  $h_2$  rather than  $e_2$ , condition (C2) is not met precisely. But, as pointed out in the proof of Lemma 3.2, we may isotope  $T^2$  so that  $R_+(T^2) = \text{Im}(\pi \circ u_t)$  and  $R_-(T^2) = \text{Im}(\pi \circ u_{-t})$  for  $t \gg 0$ .

We now prove (C3). For large  $t \neq t'$  the images of  $u(t)$  and  $u(t')$  are disjoint, so their intersection number is given by  $i(u_+(t); u_+(t')) = 0$ . The intersection number is a relative homology invariant, so positivity of intersections ensures that no new intersections are introduced as we push into  $W$ . For a discussion of intersection numbers in the setting of  $J$ -holomorphic curves, see [Wen10d, Appendix A.3].  $\square$

Each of the holomorphic cylinders  $u_t$  is embedded; we now claim that the family  $\mathcal{S}$  sweeps out a properly embedded solid torus in  $\widehat{W}$ . Namely, we show that distinct cylinders are disjoint.

**Lemma 3.8.** *The map  $\iota : \mathbb{R} \times \mathbb{R} \times S^1 \rightarrow \widehat{W}$  defined by*

$$\iota(t, s, \theta) := u_t(s, \theta)$$

*is an embedding.*

*Proof.* As noted, each curve  $u_t$  is an embedding, and thus we may think of a nearby curve  $u_{t'}$  as a holomorphic section of the normal bundle  $N_{u_t}$ . The first Chern number of this bundle is given by  $c_1(N_{u_t}) = c_1(u_t^* T\widehat{W})$ , so

we compute  $c_1(u_t^* T\widehat{W})$ . We have (cf. [Wen10a, Equation 1.1])

$$2c_1(u_t^* T\widehat{W}) = \text{ind}(u_t) - \mu_{CZ}(u_t),$$

with the last term being a signed count of the Conley-Zehnder indices of the orbits to which  $u_t$  is asymptotic. Our family of curves has index 1, and  $\mu_{CZ}(e_1) = 1$ , while  $\mu_{CZ}(h_2) = 0$ , so  $c_1(u_t^* T\widehat{W}) = 0$ . We conclude that  $N_{u_t}$  has trivial first Chern number, and thus that its holomorphic sections are zero-free. So  $\iota$  is an embedding.  $\square$

We refer to the solid torus in  $\widehat{W}$  swept out by  $S$  as  $S$ , and we now begin working to remove  $S \cap W$  from  $W$ . First, however, we modify  $W$  slightly. For  $R \gg 0$ , we consider the partial completion

$$W_R := W \cup ([0, R] \times M).$$

We denote by  $\pi_R$  the projection map  $\pi_R: [0, R] \times M \rightarrow M$ , and assume that  $R$  has been chosen sufficiently large as to ensure the existence of curves  $u_{\pm T}$  whose images are contained in  $[0, \infty) \times M$  and which satisfy

$$\text{im}(\pi_R \circ u_{\pm T}) = R'_{\pm}.$$

Here, as before,  $u_{\pm T}$  is an element of the family  $S$  and  $R'_{\pm}$  is the result of removing from  $R_{\pm}$  a small collar neighborhood of the boundary. Our choice of  $R$  ensures that the portion of  $u_{\pm T}$  truncated by  $\pi_R$  lies in the collar neighborhood of  $\partial R_{\pm}$ . Next we consider  $\tilde{N}(\Gamma_{T^2})$ , a small (half-)tubular neighborhood of  $\{R\} \times \Gamma_{T^2}$  in  $W_R$ . We remove this neighborhood to produce

$$W'_R := W_R - \tilde{N}(\Gamma_{T^2}).$$

We decompose the boundary of  $W'_R$  along its corners; in particular, we define *horizontal* and *vertical* boundary components

$$\partial_h W'_R := \partial W'_R - \partial W_R \simeq (S^1 \times D^2) \sqcup (S^1 \times D^2) \quad \text{and} \quad \partial_v W'_R := \partial W'_R - \partial_h W'_R.$$

Moreover, we assume that the neighborhood  $\tilde{N}(\Gamma_{T^2})$  has been chosen to satisfy  $\{R\} \times R'_{\pm} = (\{R\} \times R_{\pm}) - \tilde{N}(\Gamma_{T^2})$ .

Though possibly dubious, the terminology for  $\partial_h W'_R$  and  $\partial_v W'_R$  is motivated by interpreting  $S$  as giving us "half an open book decomposition." We think of the solid torus  $S$  has divided between a neighborhood of  $\Gamma_{T^2}$  — the "binding" — and a region which is foliated by  $\Sigma_t := \text{im}(u_t)$ . The foliated portion is then analogous (at least in the eyes of the authors) to the vertical boundary of a Lefschetz foliation, while  $\partial \tilde{N}(\Gamma_{T^2})$  corresponds to the horizontal boundary. See Figure 6.

We are nearly ready to split our symplectic filling, but first must normalize the Liouville form along the region which will be removed. To this end, the following lemma reparametrizes the foliation of our solid torus in  $W'_R$ .

**Lemma 3.9.** *There exists an embedding  $\Sigma \times [-(T+1), T+1] \subset W'_R$  such that:*

- (1) *each  $\Sigma_t := \Sigma \times \{t\}$  is an annulus and is a symplectic submanifold of  $W'_R$ , for  $t \in [-(T+1), T+1]$ ;*
- (2)  *$\Sigma_{\pm(T+1)} = \{R\} \times R'_{\pm}$ ;*
- (3) *for  $t \in [-(T+1), T+1]$ ,*

$$\partial \Sigma_t = (S^1 \times \gamma(t)) \sqcup (S^1 \times \gamma(t)) \subset (S^1 \times D^2) \sqcup (S^1 \times D^2) = \partial_h W'_R,$$

*where  $\gamma$  parametrizes an arc from  $(-1, 0)$  to  $(1, 0)$  in  $\partial D^2$ .*

*Proof.* Note that we already have a family  $\Sigma_t := \text{im}(u_t) \cap W'_R$ ,  $t \in [-T, T]$ , satisfying the first and last conditions. It remains to reparametrize  $\Sigma_t$ , for  $|t|$  between  $T$  and  $T+1$ , so that the ends of our family lie in a single level of the symplectization — that is, so that these ends lie in  $\partial W'_R$ . Recall that, for  $t \gg 0$ , the curve  $u_t$  is defined by

$$u_t(\mathbf{x}) = (f(\mathbf{x}) + t, 0, \mathbf{x}),$$

where  $f$  is a Morse function on the annulus which is compatible with the Weinstein structure; see Lemma 3.3. Let us define  $\tilde{f}(\mathbf{x}) := f(\mathbf{x}) + T + 1 - R$  and observe that the image of

$$\mathbf{x} \mapsto (R - (T + 1) + c\tilde{f}(\mathbf{x}) + t, 0, \mathbf{x})$$

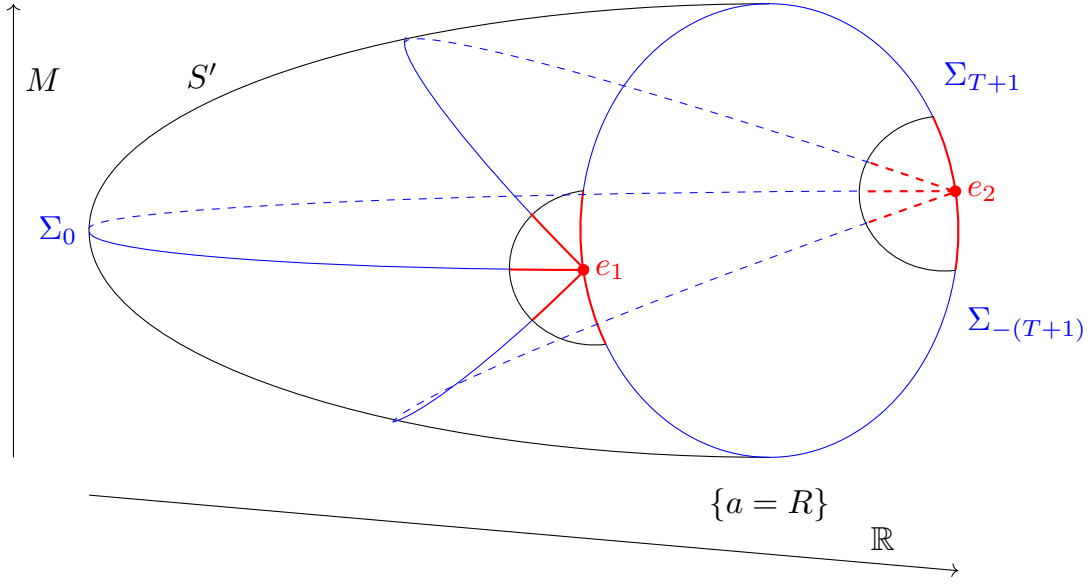


FIGURE 6. We remove a neighborhood of  $\Gamma_{T^2}$  from  $W_R$  to produce  $W'_R$ , and then construct a family of annuli  $\Sigma_t$  which foliate a solid torus in  $W'_R$ .

in  $[0, \infty) \times M$  is a symplectic surface, for any  $c \in [0, 1]$ . This follows quickly from the fact that  $df \wedge \beta \geq 0$ , where  $\beta = -df \circ j$  is our Liouville form on the annulus. We may then interpolate from the current ends  $\Sigma_{\pm T}$  of our family to ends with the desired properties. In particular, we may choose a smooth function  $c: (0, \infty) \rightarrow [0, 1]$  such that  $c(t) = 1$  for  $t \leq T$  and  $c(t) = 0$  for  $t \geq T + 1$  and set

$$\Sigma_t := \text{im}(R - (T + 1) + c(t) \tilde{f}(\mathbf{x}) + t, 0, \mathbf{x}) \cap W'_R,$$

for  $t \in (T, T + 1]$ . Notice that  $\Sigma_{T+1} = \text{im}(R, 0, \mathbf{x}) \cap W'_R$ , as desired. Following an analogous interpolation at the other end of our family of annuli, we obtain the desired embedding.  $\square$

We now have a solid torus  $S' := \Sigma \times [-(T + 1), T + 1]$  in  $W'_R$ , and we will remove a neighborhood  $N(S')$  of  $S'$  to produce the filling  $W'$  promised by Theorem 1.1. Topologically,  $N(S') \simeq S^1 \times D^1 \times D^2$  is a round 1-handle; it remains to realize  $N(S')$  as a round *symplectic* round 1-handle. This is accomplished with the following lemma, the proof of which is largely due to Ko Honda; we also thank Hyunki Min for correcting a mistake in an earlier version of this lemma.

**Lemma 3.10.** *Suppose that the original filling  $(W, \omega)$  is exact, with Liouville form  $\beta$ . Then, after adjustments of  $S'$  and  $W'_R$ , there exist a neighborhood  $N(S') = S' \times [-\epsilon, \epsilon]_w \subset W'_R$  and a 1-form  $\lambda = \lambda_\Sigma + \lambda_B$  on  $N(S')$  such that:*

- (1)  $\Sigma \times \{\pm(T + 1)\} \times [-\epsilon, \epsilon] \subset \partial_v W'_R$  and  $(\partial\Sigma) \times [-(T + 1), T + 1] \times [-\epsilon, \epsilon] \subset \partial_h W'_R$ ;
- (2)  $\lambda_\Sigma$  is the Liouville form for  $R'_+$  and, after adjusting  $\partial_v W'_R$ , also agrees with the Liouville form for  $R'_-$ ;
- (3)  $\lambda_B$  is a 1-form on  $B = [-(T + 1), T + 1] \times [-\epsilon, \epsilon]$ ;
- (4) up to a Liouville homotopy of  $\beta$ ,  $\lambda$  agrees with  $\beta$  on  $N(S')$ ;
- (5)  $\lambda$  agrees with  $\beta$  on  $W'_R$  near  $\partial W'_R$ ;
- (6) the Liouville vector field  $X_\lambda$  points into  $N(S')$  along  $w = \pm\epsilon$ .

*Proof.* We let

$$N(S') = \Sigma \times [-(T + 1), T + 1]_t \times [-\epsilon, \epsilon]_w \subset W'_R$$

be a neighborhood of  $S'$ . We will modify  $N(S')$  and  $\beta$  to achieve the desired properties. For  $(t, w) \in [-(T + 1), T + 1] \times [-\epsilon, \epsilon]$ , we write  $\Sigma_{t,w} = \Sigma \times \{t\} \times \{w\}$ , and denote by  $\lambda_{t,w}$  the restriction of  $\beta$  to  $\Sigma_{t,w}$ .

Our first observation is that, using the natural identification of  $\Sigma_{t,w}$  with  $\Sigma$ , we may assume that all of the 1-forms  $\lambda_{t,w}$  agree on  $\partial\Sigma$ . Indeed, it is enough to show that the  $\lambda_{t,w}$ -length of the components of  $\partial\Sigma$  is independent of  $(t, w)$ . By extending  $\Sigma_{t,w}$  towards the dividing set (that is, by taking a smaller neighborhood



of  $\Gamma_{T^2}$  in the construction of  $W'_R$ , we see that  $\Sigma_{t,w}$  may be taken to have arbitrarily large  $d\lambda_{t,w}$ -area, and we choose to extend each  $\Sigma_{t,w}$  in such a way that this area is independent of  $(t, w)$ . Notice that this step adjusts  $N(S')$ , but leaves  $\beta$  unchanged.

Next, because  $\Sigma \times \{\pm(T+1)\} \subset \partial W'_R$  is a convex surface in  $\partial W'_R$ , we take the  $w$ -coordinates to point in an "invariant direction." That is, we have  $\beta = \lambda_{\pm(T+1),0} + u dw$  in this region, for some function  $u: \Sigma \rightarrow \mathbb{R}$ . In particular, we may take the Liouville forms  $\lambda_{\pm(T+1),w}$  to agree with those of  $R_{\pm}$ , and thus with each other, for  $w \in [0, 1]$ . We call this common 1-form  $\lambda_{\Sigma}$ . Again, this is an adjustment to  $N(S')$ , but not to  $\beta$ .

Now that we have normalized  $\beta$  on  $\partial(\Sigma \times [-(T+1), T+1]) \times [-\epsilon, \epsilon]$  — thus obtaining (5) — we begin the normalization process on

$$S' = \Sigma \times [-(T+1), T+1] \times \{0\}.$$

We write  $\beta|_{S'} = \lambda_t + f_t dt$  for some smooth function  $f_t$ , where  $\lambda_t := \lambda_{t,0}$ . So along  $S'$  we have

$$d\beta = d_2\lambda_t + (d_2f_t - \dot{\lambda}_t)dt,$$

with  $d_2$  denoting the derivative in the  $\Sigma$ -direction. Now apply a  $\Sigma$ -fiberwise diffeomorphism to obtain  $d_2\lambda_t = d\lambda_{\Sigma}$  for all  $t \in [-(T+1), T+1]$ . We choose this diffeomorphism so that it restricts to the identity on  $\Sigma \times \{\pm(T+1)\}$ . Notice that the characteristic line field  $\ker d\beta$  is transverse to the  $\Sigma$ -fibers of  $S'$ . This allows us to apply a diffeomorphism after which  $\ker d\beta$  is directed by  $\partial_t$ . So we have the following normalization on  $S'$ :

$$(1) \quad d_2f_t = \dot{\lambda}_t, \quad d_2\lambda_t = d\lambda_{\Sigma}, \quad \ker d\beta = \mathbb{R}\langle\partial_t\rangle,$$

where we recall that  $\beta = \lambda_t + f_t dt$ . Our next goal is to modify  $\beta$  so that  $\lambda_t = \lambda_{\Sigma}$  and  $f_t$  is independent of the  $\Sigma$ -coordinate.

Note that the first equation of (1) allows us to write

$$\lambda_t = \lambda_{\Sigma} + d_2h_t$$

for some compactly supported function  $h_t$  on  $\Sigma$ . We extend  $h$  to a function on  $W'_R$ , compactly supported on a neighborhood of  $S' \subset N(S')$ , and observe that  $dh = 0$  along  $t = \pm(T+1)$ , since  $\lambda_{\pm(T+1)} = \lambda_{\Sigma}$ . It follows that the Liouville form  $\beta' := \beta - dh$  is Liouville homotopic to  $\beta$ . Notice that restricting to  $S'$  yields

$$\beta' = \lambda_{\Sigma} + \left(f_t - \frac{\partial h}{\partial t}\right)dt \quad \text{and} \quad d\beta' = d\beta = d\lambda_{\Sigma}.$$

It follows that  $f_t - \frac{\partial h}{\partial t}$  is independent of the  $\Sigma$ -coordinate, as desired. By performing the Liouville homotopy  $\beta \rightarrow \beta'$  parametrically with respect to  $w$ , we may write

$$\beta' = \lambda_{\Sigma} + f dt + g dw$$

on all of  $N(S')$ , for some smooth functions  $f$  and  $g$ . We note that this is our first modification of  $\beta$ .

At last, we investigate the Liouville dynamics of  $(N(S'), \beta')$ . A Moser argument allows us to assume that  $f, g$  are such that

$$d\beta' = d\lambda_{\Sigma} + dt \wedge dw,$$

and then the Liouville vector field  $X$  for  $\beta'$  is given by

$$X = X_{\Sigma} + g \partial_t - f \partial_w,$$

where  $X_{\Sigma}$  is the Liouville vector field for  $(\Sigma, \lambda_{\Sigma})$ . For  $t = \pm(T+1)$  we have  $\pm g > 0$ , and we homotope  $g_0 := g$  to the function  $g_1 := Nt$  for some  $N \gg 0$ , with the homotopy satisfying

- $\frac{\partial g_{\tau}}{\partial t}$  is nondecreasing with respect to  $\tau$ ;
- $\pm g_{\tau} > 0$  along  $t = \pm(T+1)$ .

This homotopy of  $g$  gives us a Liouville homotopy  $\beta_{\tau} = \lambda_{\Sigma} + f dt + g_{\tau} dw$ . Indeed, we have

$$d\beta_{\tau} = d\lambda_{\Sigma} + \left(d_2f + \frac{\partial f}{\partial w}dw\right)dt + \left(d_2g_{\tau} + \frac{\partial g_{\tau}}{\partial t}dt\right)dw,$$

from which we see that  $d\beta_\tau$  is symplectic if and only if  $\frac{\partial g_\tau}{\partial t} - \frac{\partial f}{\partial w} > 0$ . This inequality must hold at  $\tau = 0$ , and our first condition on  $g_\tau$  ensures that it holds throughout the homotopy. The second condition on  $g_\tau$  ensures that the Liouville vector field associated to  $\beta_\tau$  points out of  $\{t = \pm(T+1)\}$ . We have now modified our Liouville form to become

$$\beta_1 = \lambda_\Sigma + f dt + N t dw.$$

The corresponding Liouville vector field points out of  $N(S')$  along  $t = \pm(T+1)$ , and we now add a correcting term near  $S' = \{w = 0\}$  in order to achieve the desired behavior along the remainder of  $\partial N(S')$ . Namely, let  $\phi: [-\epsilon, \epsilon] \rightarrow [0, 1]$  vanish outside of  $[-\epsilon/2, \epsilon/2]$ , with  $\phi \equiv 1$  near 0. Then we define

$$\lambda := \beta_1 + \phi(w)(w - f)dt,$$

and see that

$$d\lambda = d\lambda_\Sigma + \left( N + (\phi(w) - 1) \frac{\partial f}{\partial w} - \phi(w) - \phi'(w)(w - f) \right) dt \wedge dw.$$

By taking  $N \gg 0$  sufficiently large, we can ensure that  $\lambda$  is Liouville. (Because  $|\phi'(w)|$  is inversely proportional to  $\epsilon > 0$ , a fixed choice of  $N$  does put a lower bound on the acceptable values for  $\epsilon$ . But because we may make an arbitrarily large choice of  $N$ , this is immaterial.) Notice that  $\lambda|_{S'} = \lambda_\Sigma + N t dw$ . By redefining  $N(S')$  to be

$$N(S') = \Sigma \times [-(T+1), T+1] \times [-\epsilon/4, \epsilon/4]$$

we obtain the desired standard neighborhood of  $S'$ .  $\square$

Lemma 3.10 allows us to realize  $N(S')$  as a round symplectic 1-handle in case the original filling  $(W, \omega)$  is exact. In fact, this can be accomplished when  $(W, \omega)$  is a weak symplectic filling.

**Lemma 3.11.** *Suppose that the original filling  $(W, \omega)$  is weak. Then, after adjustments of  $S'$  and  $W'_R$ , there exist a neighborhood  $N(S') = S' \times [-\epsilon, \epsilon]_w \subset W'_R$  and a 1-form  $\lambda = \lambda_\Sigma + \lambda_B$  on  $N(S')$  such that:*

- (1)  $\Sigma \times \{\pm(T+1)\} \times [-\epsilon, \epsilon] \subset \partial_v W'_R$  and  $(\partial\Sigma) \times [-(T+1), T+1] \times [-\epsilon, \epsilon] \subset \partial_h W'_R$ ;
- (2)  $\lambda_\Sigma$  is the Liouville form for  $R'_+$  and, after adjusting  $\partial_v W'_R$ , also agrees with the Liouville form for  $R'_-$ ;
- (3)  $\lambda_B$  is a 1-form on  $B = [-(T+1), T+1] \times [-\epsilon, \epsilon]$ ;
- (4) up to a symplectic deformation,  $d\lambda$  agrees with  $\omega$  on  $N(S')$ ;
- (5) the Liouville vector field  $X_\lambda$  points into  $N(S')$  along  $w = \pm\epsilon$  and out of  $N(S')$  along  $N(S') \cap \partial W'_R$ .

Lemma 3.11 is due to Hyunki Min and follows from the proof of Lemma 3.10. Specifically, the proof of Lemma 3.10 tells us that we may deform a weak filling of  $(M, \xi)$  to be strong in a neighborhood of the solid torus  $S'$ , giving  $N(S')$  the structure of a round symplectic 1-handle as desired. If our original symplectic filling is strong, then of course we can still deform the filling to give  $N(S')$  the desired structure, but cannot necessarily do so while preserving exactness of the symplectic form near the boundary. It is for this reason that Theorem 1.1 holds for exact and weak fillings, but not for strong symplectic fillings. See [Min22] for further discussion of the distinction between strong and exact fillings.

We now explain how to obtain  $W$  from  $W' := W'_R - N(S')$ . This construction uses Theorem 2.4. After cutting  $(M, \xi)$  along the mixed torus, we can find two disjoint copies of  $\Sigma$  inside  $W'$ . By construction,  $\Sigma$  is a Liouville domain. As discussed in Section 2.7, the proof of Theorem 2.4 proceeds by attaching a symplectic handle to a collar neighborhood of  $(M, \xi)$  in  $(W', \omega)$ . After attaching this handle we obtain  $(W, \omega)$  with convex boundary  $\#_{(\Sigma, \beta)}(M, \xi)$ , as desired.

Now let us denote by  $(M', \xi')$  the boundary of  $(W', \omega')$ , as in the statement of Theorem 1.1. By construction,  $(M', \xi')$  is the result of splitting  $(M, \xi)$  along the mixed torus  $T$  with some slope  $s$ , and it remains to determine the possible values of  $s$ . First, recall the notation established in Section 1: we have an embedding of  $T^2 \times [0, 2]$  into  $(M, \xi)$  such that  $T^2 \times \{1\}$  is our mixed torus  $T$ . We let  $s_i$  denote the slope of the dividing curves of  $T^2 \times \{i\}$ , and identify  $T$  with  $T^2$  in such a way that  $s_0 = -1$  and  $s_1 = \infty$ . We may then write  $M'$  as

$$M' = S_0 \cup_{\psi_0} (M \setminus T) \cup_{\psi_1} S_1,$$

where each of  $S_0$  and  $S_1$  is a solid torus, and the maps  $\psi_i: \partial S_i \rightarrow \partial(M \setminus T)$  are chosen so that the image of the meridian of  $S_i$  is a curve of slope  $s$ .

Notice that the result of splitting  $M$  along  $T$  with slope  $s$  will not generally be a tight contact manifold. Indeed, from the slopes  $s_0$  and  $s_2$  we may determine a finite list of slopes  $s$  for which  $(M', \xi')$  will be tight. First, consider the Legendrian knot  $L_1 \subset S_1$  given by the core of  $S_1$ . Along  $L_1$ , the contact planes will have slope  $s$ , and as we move towards  $\partial S_1$ , these planes will make clockwise rotations towards the slope  $s_1 = \infty$ , as the dividing curves of  $\partial S_1$  have this slope. As we then continue pushing through the basic slice  $T \times [1, 2]$ , the contact planes continue their clockwise rotation towards  $s_2$ . Altogether, in this portion of  $(M', \xi')$ , the slope of the contact planes rotates from  $s$  to  $\infty$  to  $s_2$ . If  $s > s_2$ , then this rotation passes through an angle in excess of  $\pi$ , meaning that  $\xi'$  is overtwisted. Moreover, if  $s = s_2$ , then restricting  $\xi'$  to the union of  $S_1$  with  $T^2 \times [1, 2]$  produces a solid torus whose boundary dividing curves have slope 0 — that is, they are meridional. Such a solid torus is necessarily overtwisted, so if  $\xi'$  is tight, then  $s < s_2$ . Similar reasoning — with a change of orientation — shows that  $s > s_0 = -1$ , meaning that  $0 \leq s \leq s_2 - 1$ , provided  $\xi'$  is a tight contact structure. This completes the proof of Theorem 1.1.

*Remark 3.12.* Notice that if  $(M, \xi)$  contains a virtually overtwisted continued fraction block (c.f. [Hon00]), then a torus between two basic slices of this continued fraction block is mixed, because the basic slices may be shuffled to ensure opposite signs on either side of the torus. In this case, the slope normalization  $s_0 = -1$ ,  $s_1 = \infty$  ensures that  $s_2 = 1$ , and thus Theorem 1.1 uniquely determines the slope  $s$  by which  $(M', \xi')$  is obtained from  $(M, \xi)$ .

#### 4. PROOF OF THEOREM 1.4

We will now prove Theorem 1.4 using Theorem 1.1. Throughout,  $L$  is an oriented Legendrian knot in a closed, cooriented contact 3-manifold  $(M, \xi)$  and  $(M', \xi')$  is obtained from  $(M, \xi)$  by Legendrian surgery on  $S_+ S_- (L)$ .

The first step in applying Theorem 1.1 is to identify a mixed torus in  $(M', \xi')$ . To this end, let us consider a standard neighborhood  $N(S_-(L)) \subset M$  of  $S_-(L)$  and let  $V_0$  be the solid torus obtained from  $N(S_-(L))$  by Legendrian surgery along  $S_+ S_-(L) \subset N(S_-(L))$ . We may then let  $V_1 = M - N(S_-(L))$ , so that  $M' = V_0 \cup V_1$ . The torus  $T = \partial N(S_-(L))$  is a mixed torus because stabilizing twice with opposite signs is equivalent to attaching two bypasses with opposite signs.

Now let  $(W, \omega)$  be an exact filling of  $(M', \xi')$ . Theorem 1.1 then guarantees that we can decompose  $W$  into a manifold  $W'$  such that

$$\partial W' = (S_0 \cup_{\psi_0} V_0) \sqcup (S_1 \cup_{\psi_1} V_1),$$

where each  $S_i$  is a solid torus, and  $\psi_i: \partial S_i \rightarrow \partial V_i$  is an as-yet-undetermined map. For  $i = 0, 1$ , let us write  $M_i = S_i \cup_{\psi_i} V_i$ . Notice that, by construction,  $\partial W'$  is disconnected.

We now claim that the maps  $\psi_i$  are uniquely determined. Take an oriented identification of  $\partial N(S_-(L))$  with  $T^2 = \mathbb{R}^2/\mathbb{Z}^2$  such that the meridian of  $N(S_-(L))$  has slope 0 and  $\Gamma_{\partial N(S_-(L))}$  has slope  $\infty$ . The correspondence between stabilizations and basic slices gives us an embedding of  $T^2 \times [0, 2]$  into  $(M', \xi')$  such that  $T^2 \times \{i\}$  is identified with  $\partial N(S_+ S_-(L))$ ,  $\partial N(S_-(L))$ , and  $\partial N(L)$  for  $i = 0, 1$ , and 2, respectively. Moreover, our choice of identification of  $\partial N(S_-(L))$  with  $T^2$  ensures that  $s_0 = -1$ ,  $s_1 = \infty$ , and  $s_2 = 1$ . So Theorem 1.1 tells us that  $\partial W'$  is the result of splitting  $(M, \xi)$  along  $\partial N(S_-(L))$  with slope 0. That is,  $M_0 \simeq (S^3, \xi_{std})$  and  $M_1 = (M, \xi)$ , and  $M_0$  has a unique exact filling.

Now because  $(S^3, \xi_{std})$  is supported by a planar open book decomposition, [Etn04, Theorem 4.1] tells us that  $(S^3, \xi_{std})$  is not *symplectically co-fillable*. That is, there is no connected, symplectic manifold  $(X, \omega)$  with disconnected convex boundary, one of whose boundary components is  $(S^3, \xi_{std})$ . Since  $\partial W' = (S^3, \xi_{std}) \sqcup (M, \xi)$ , we conclude that  $W'$  is the disjoint union of a filling  $(W_0, \omega_0)$  of  $(M, \xi)$  and  $(B^4, \omega_{std})$ .

From Theorem 1.1 we know that the filling  $(W, \omega)$  of  $(M', \xi')$  is obtained from  $(W', \omega')$  by attaching a round symplectic 1-handle. Our final claim is that this corresponds to attaching a symplectic 2-handle to  $(W_0, \omega_0)$  along  $S_+ S_-(L)$ . Indeed, round symplectic 1-handle attachment amounts to the attachment of a Weinstein 1-handle, followed by a Weinstein 2-handle passing over that 1-handle. The 1-handle is attached along two copies of  $B^3$ , one taken from each of  $S_0$  and  $S_1$  in  $W'$ . The effect of this is to "cancel"  $B^4$ , leaving us

with  $(W_0, \omega_0)$ . The solid tori  $S_0$  and  $S_1$  are joined by the 1-handle to form a single solid torus in  $W_0$ , the core curve of which is  $S_+ S_- (L)$ . The round 1-handle attachment is completed by attaching a symplectic 2-handle along this curve. This proves Theorem 1.4.  $\square$

## REFERENCES

- [AEMS08] Anar Akhmedov, John B Etnyre, Thomas E Mark, and Ivan Smith. A note on Stein fillings of contact manifolds. *Math. Res. Lett.*, 15(6):1127–1132, 2008.
- [Avd21] Russell Avdek. Liouville hypersurfaces and connect sum cobordisms. *J. Symplectic Geom.*, 19(4):865–957, 2021.
- [CGHH11] Vincent Colin, Paolo Ghiggini, Ko Honda, and Michael Hutchings. Sutures and contact homology I. *Geom. Topol.*, 15(3):1749–1842, 2011.
- [Eli90] Yakov Eliashberg. Filling by holomorphic discs and its applications. *London Math. Soc. Lecture Note Ser., Geometry of Low-Dimensional Manifolds*, 2(151):45–67, 1990.
- [Etn04] John B Etnyre. Planar open book decompositions and contact structures. *Int. Math. Res. Not. IMRN*, 2004(79):4255–4267, 2004.
- [Gir91] Emmanuel Giroux. Convexit  en topologie de contact. *Comment. Math. Helv.*, 66(1):637–677, 1991.
- [Hon00] Ko Honda. On the classification of tight contact structures I. *Geom. Topol.*, 4(1):309–368, 2000.
- [Joh79] Klaus Johannson. Homotopy equivalences of 3-manifolds with boundaries. *Lecture Notes in Mathematics*, 761, 1979.
- [JS78] W. Jaco and P. B. Shalen. A new decomposition theorem for irreducible sufficiently-large 3-manifolds. *Proc. Sympos. Pure Math.*, 2:71–84, 1978.
- [Kal13] Amey Kaloti. Stein fillings of planar open books. *arXiv preprint arXiv:1311.0208*, 2013.
- [Kan97] Yutaka Kanda. The classification of tight contact structures on the 3-torus. *Comm. in Anal. and Geom.*, 5(3):413–438, 1997.
- [KL13] Amey Kaloti and Youlin Li. Stein fillings of contact 3-manifolds obtained as Legendrian surgeries. *J. Symplectic Geom.*, 14(1):119–147, 2013.
- [Laz20] Oleg Lazarev. Contact manifolds with flexible fillings. *Geom. Funct. Anal.*, 30(1):188–254, 2020.
- [Lis08] Paolo Lisca. On symplectic fillings of lens spaces. *Trans. Amer. Math. Soc.*, 360(2):765–799, 2008.
- [LO18] Youlin Li and Burak Ozbagci. Fillings of unit cotangent bundles of nonorientable surfaces. *Bull. Lond. Math. Soc.*, 50(1):7–16, 2018.
- [McD90] Dusa McDuff. The structure of rational and ruled symplectic 4-manifolds. *J. Amer. Math. Soc.*, 3(3):679–712, 1990.
- [Min22] Hyunki Min. Strongly fillable contact structures without Liouville fillings. *arXiv preprint arXiv:2205.09912*, 2022.
- [Ozb11] Burak Ozbagci. Contact handle decompositions. *Topology Appl.*, 158(5):718–727, 2011.
- [Ozb15] Burak Ozbagci. On the topology of fillings of contact 3-manifolds. *Geom. Topol. Monogr.*, 19(1):73–123, 2015.
- [PVHM10] Olga Plamenevskaya and Jeremy Van Horn-Morris. Planar open books, monodromy factorizations and symplectic fillings. *Geom. Topol.*, 14(4):2077–2101, 2010.
- [SHM17] Steven Sivek and Van Horn-Morris. Fillings of unit cotangent bundles. *J. Math. Ann.*, 368(3):1063–1080, 2017.
- [Sti02] Andr s I Stipsicz. Gauge theory and Stein fillings of certain 3-manifolds. *Turkish J. Math.*, 26(1):115–130, 2002.
- [Vau15] Anne Vaugon. Reeb periodic orbits after a bypass attachment. *Ergodic Theory Dynam. Systems*, 35(2):615–672, 2015.
- [Wen10a] Chris Wendl. Automatic transversality and orbifolds of punctured holomorphic curves in dimension four. *Comment. Math. Helv.*, 85:347–407, 2010.
- [Wen10b] Chris Wendl. Lectures on holomorphic curves in symplectic and contact geometry. *arXiv preprint arXiv:1011.1690*, 2010.
- [Wen10c] Chris Wendl. Open book decompositions and stable Hamiltonian structures. *Expo. Math.*, 28(2):187–199, 2010.
- [Wen10d] Chris Wendl. Strongly fillable contact manifolds and  $J$ -holomorphic foliations. *Duke Math. J.*, 151(3):337–384, 2010.