

Generative models on accelerated neuromorphic hardware

Akos F. Kungl,¹ Sebastian Schmitt,¹ Johann Klähn,¹ Paul Müller,¹ Andreas Baumbach,¹ Dominik Dold,¹ Alexander Kugele,¹ Nico Gürtler,¹ Eric Müller,¹ Christoph Koke,¹ Mitja Kleider,¹ Christian Mauch,¹ Oliver Bretwieser,¹ Maurice Güttler,¹ Dan Husmann,¹ Kai Husmann,¹ Joscha Imberger,¹ Andreas Hartel,¹ Vitali Karasenko,¹ Andreas Grübl,¹ Johannes Schemmel,¹ Karlheinz Meier,¹ and Mihai A. Petrovici^{1,2}

¹*Kirchhoff-Institute for Physics, Heidelberg University, 69120 Heidelberg, Germany*

²*Department of Physiology, University Bern, 3012 Bern, Switzerland*

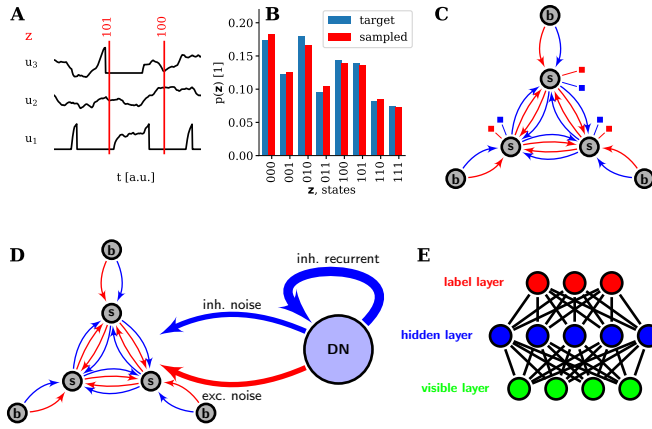


FIG. 1. **Experimental setup.** **A** Neurons are interpreted as binary variables according to their refractoriness. **B** If the network parameters are set appropriately, the sampled distribution (red) approximates the targeted distribution (blue). Images adapted from [1] with permission (software simulations). **C-D** The connections between the sampling neurons (s) are implemented with 2 pairs of excitatory and inhibitory synapses. The bias of each sampling unit is implemented as synaptic input from regularly spiking “bias neurons” (b). The noise was provided either by external Poisson spikes **C** or by a decorrelation network (DN) **D**. For learning from data samples, we used a 3-layer spiking sampling network **E**.

Introduction Experimental and theoretical studies suggest that some aspects of information processing in the brain are inherently Bayesian and realized by a sampling process from underlying probability distributions [2–5]. This hypothesis inspired circuit-level realizations of sampling with biological neurons [6–8].

Simultaneously, biology-inspired non-von-Neumann neuromorphic hardware platforms have been developed, which enable the emulation of large-scale neuronal networks [9]. These substrates are alternatives to conventional CPU-based simulators with advantages in terms of scalability, energy efficiency and emulation speed, at the cost of limited flexibility and precision.

Here we present an implementation of sampling with leaky integrate-and-fire neurons [7] on the BrainScaleS neuromorphic platform [10]. The network was trained on both predefined target distributions and on high-dimensional labeled data and later used for classification,

pattern completion and data generation, while exploiting the 10^4 speed-up (compared to biological real-time) of BrainScaleS. To provide the network with the necessary stochasticity, we exploited the ability of a random recurrent network of deterministic neurons dominated by inhibition to cancel pairwise correlations resulting from shared inputs [11].

Methods The theory of sampling with leaky integrate-and-fire neurons (LIF) interprets spiking neurons as binary units according to their refractoriness [7]; during their refractory periods neurons have the state 1, otherwise 0 (Fig. 1). The framework describes how a network of N neurons can perform Markov Chain Monte-Carlo sampling from a Boltzmann distribution:

$$p(z) = \frac{1}{Z} \exp \left(\frac{1}{2} \sum_{ij} W_{ij} z_i z_j + \sum_i b_i z_i \right), \quad (1)$$

where Z is the partition sum, z_i the state of neuron i , W_{ij} the symmetric connection matrix and b_i the bias of neuron i . Ideally, the required stochasticity is induced by independent Poisson spike sources for each of the neurons, but they can be replaced by the output of a random spiking network [11]. Such a sampling spiking network (SSN) operates similarly to a Boltzmann Machine (BM) [12] and can solve real-world tasks [13].

For hardware experiments we used a module of the BrainScaleS [10] neuromorphic emulation platform. This analog, mixed-signal, scalable hardware is designed to emulate large spiking neural networks with an acceleration factor of 10^4 compared to biological real time, while accepting restricted configurability and inherent variability of the parameters compared to software simulators. For clarity, we always refer to time in the biological domain unless explicitly stated otherwise.

In order to embed the SSN into the neuromorphic substrate, several adaptations needed to be made. The symmetric connections between the neurons were implemented as two pairs of excitatory and inhibitory synapses. The bias was realized as a unidirectional connection from a regularly spiking neuron. For the noise we used two methods: Poisson spike trains generated on the host computer and the output of a decorrelation network (DN) implemented on the chip. The DN consists of self-activating neurons ($E_{\text{leak}} > V_{\text{thresh}}$) with random recurrent inhibitory connections [14]. The DN as source of

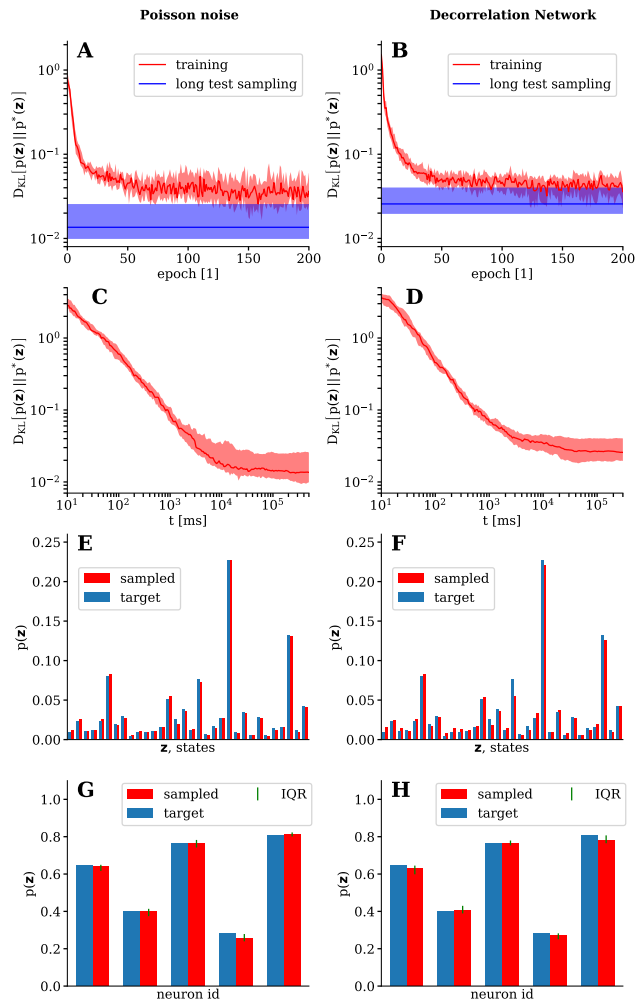


FIG. 2. **Spike-based sampling on the BrainScaleS hardware using two mechanisms of stochasticity.** Left column: independent Poisson sources. Right column: decorrelation network. **A-B** Kullback-Leibler divergence (DKL) between the sampled and the target distribution over 5 binary random variables during learning (wake-sleep). The wake and sleep phases lasted 10^5 ms each. For a good estimate of the final DKL, 5×10^5 ms emulations were performed after the training phase using the parameters with the lowest DKL value during training. **C-D** Sampling accuracy after training. After training the sampled distribution closely approximated the desired target both in the joint **E-F** and in the marginal probabilities **G-H**. We show the data as the median and interquartile range over 20 independent experiments.

stochasticity was necessary because of bandwidth limitations between the host computer and the neuromorphic hardware, which prevent the direct implementation of large-scale spiking SSNs with one private Poisson source per functional neuron.

Learning to approximate a target distribution

We tested both forms of background noise by training networks to sample from a target Boltzmann distribu-

tion using the wake-sleep algorithm [15] (Fig. 2). The distance between the target and the sampled distribution was measured using the Kullback-Leibler divergence (DKL). Training mostly converged within 100 epochs, with further 400 epochs used for fine-tuning. The total training duration of 5×10^4 s in biological time was reduced to ca. 5×10^2 s in hardware. The factor of 10^2 was smaller than the acceleration factor of 10^4 due to the overhead imposed by I/O to and from the host computer. After training, the sampled distribution closely approximated the target distribution in both setups. The successful replacement of private Poisson sources with a DN represents an interesting result for all large-scale neuromorphic platforms with ample on-chip neuronal real-estate but limited bandwidth to the outside.

Learning a model of high-dimensional data We implemented a hierarchical sampling network inspired by restricted Boltzmann machines (RBMs) with a DN and trained it on a reduced version of the MNIST dataset [16]. The training consisted of two phases. First, an RBM was trained in software to provide an initial estimate for the required hardware parameters. Using these as initial values, an SSN was trained on BrainScaleS, using a host computer to calculate the parameter updates (in-the-loop training, see [17, 18]). The SSN consisted of 144 neurons in the visible, 60 in the hidden and 4 in the label layer. A 400-neuron DN (emulated in parallel on the same substrate) was used to provide the necessary stochasticity. This setup was used both for discriminative and generative purposes.

The trained hierarchical network was able to perform both discriminative and generative tasks on corresponding test data (Fig. 3). The performance loss resulting from the transition to hardware was successfully compensated by the chip-in-the-loop training. In a pure *classification* task the hardware implementation reached an accuracy of $93.3^{+0.6}_{-1.3}\%$, which is close to the abstract pre-transition performance of $98.29^{+0.04}_{-0.05}\%$ (median and interquartile values). The classification of an image took $50 \mu\text{s}$ of wall-clock time (corresponding to 500 ms biological time). After clamping the corresponding label of the desired digit to the active and the other to the inactive state, the network operated in a constrained *generative* mode, producing recognizable digits from the four classes it was trained on. In a *pattern completion* setup, the visible layer was presented with partially occluded images from the test dataset. The network was able to reconstruct the exemplary digits to recognizable form and to classify them correctly.

Discussion We have successfully implemented spiking sampling networks driven by the activity of a random, but dynamically deterministic, neural network on a mixed-signal neuromorphic substrate. To our knowledge, this is the first larger-scale neuromorphic implementation of biologically plausible spike-based sampling

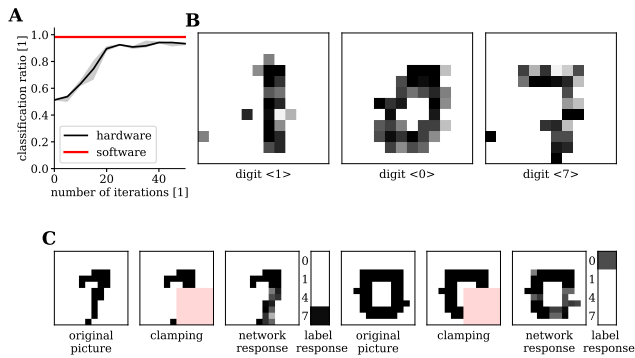


FIG. 3. **Classification, inference and dreaming of handwritten digits.** **A** Following the transfer of the model from software to hardware, the iterative training recovered a classification rate close to the reference performance level of the ideal software implementation. **B** Examples of digits generated by the spiking network on the hardware. **C** The network was able to complete and correctly classify partially occluded digits.

that can overcome the inherent parameter variability of such a platform and can therefore make use of the acceleration resulting from the analog realization of neuro-synaptic circuitry.

Both with external Poisson noise and with the DN, the dynamics of the neural network was able to closely

approximate the desired distribution. The DN itself represents an interesting option for providing stochasticity on large-scale neuromorphic devices. Experiments suggest that the limited resolution of the digital hardware weights (4 bit) is the main source of the remaining difference with respect to an ideal software simulation.

We also showed an application of the model to high dimensional data, more specifically *classification*, *pattern completion* and *data generation* on a reduced version of the MNIST dataset. The hardware speedup was clearly visible both during learning and during the application of the network to particular tasks. Currently, the size of the network is limited by technical issues, but as the commissioning of the BrainScaleS system progresses, large-scale emulations will become feasible. The chip-in-the-loop learning paradigm is only a proof of principle that such networks can be trained on imprecise substrates, as the hardware speed-up factor becomes attenuated due to the relative sluggishness of the host computer. As on-chip learning becomes available on newer-generation systems [19], the training phase will benefit even more from the accelerated hardware dynamics. The iterative in-the-loop learning can then be replaced by an on-chip version of wake-sleep (see, e.g., [20], appropriately modified as to mitigate weight divergence due to substrate variability) and short-term synaptic plasticity can further be employed to improve the generative properties of the network [13].

-
- [1] M. A. Petrovici, A. Schroeder, O. Breitwieser, A. Grübl, J. Schemmel, and K. Meier, in *Neural Networks (IJCNN), 2017 International Joint Conference on* (IEEE, 2017), pp. 2209–2216.
- [2] P. Berkes, G. Orbán, M. Lengyel, and J. Fiser, *Science* **331**, 83 (2011).
- [3] A. Pouget, J. M. Beck, W. J. Ma, and P. E. Latham, *Nature neuroscience* **16**, 1170 (2013).
- [4] G. Orbán, P. Berkes, J. Fiser, and M. Lengyel, *Neuron* **92**, 530 (2016).
- [5] R. M. Haefner, P. Berkes, and J. Fiser, *Neuron* **90**, 649 (2016).
- [6] L. Buesing, J. Bill, B. Nessler, and W. Maass, *PLoS computational biology* **7**, e1002211 (2011).
- [7] M. A. Petrovici, J. Bill, I. Bytschok, J. Schemmel, and K. Meier, *Physical Review E* **94**, 042312 (2016).
- [8] A. Kutschireiter, S. C. Surace, H. Sprekeler, and J.-P. Pfister, *Scientific reports* **7**, 8722 (2017).
- [9] S. Furber, *Journal of neural engineering* **13**, 051001 (2016).
- [10] J. Schemmel, D. Brüderle, A. Grübl, M. Hock, K. Meier, and S. Millner, in *Circuits and systems (ISCAS), proceedings of 2010 IEEE international symposium on* (IEEE, 2010), pp. 1947–1950.
- [11] J. Jordan, M. A. Petrovici, O. Breitwieser, J. Schemmel, K. Meier, M. Diesmann, and T. Tetzlaff, arXiv preprint arXiv:1710.04931 (2017).
- [12] G. E. Hinton, T. J. Sejnowski, and D. H. Ackley, *Boltzmann machines: Constraint satisfaction networks that learn* (Carnegie-Mellon University, Department of Computer Science Pittsburgh, PA, 1984).
- [13] L. Leng, R. Martel, O. Breitwieser, I. Bytschok, W. Senn, J. Schemmel, K. Meier, and M. A. Petrovici, arXiv preprint arXiv:1709.08166 (2017).
- [14] T. Pfeil, J. Jordan, T. Tetzlaff, A. Grübl, J. Schemmel, M. Diesmann, and K. Meier, *Physical Review X* **6**, 021023 (2016).
- [15] G. E. Hinton, P. Dayan, B. J. Frey, and R. M. Neal, *Science* **268**, 1158 (1995).
- [16] Y. LeCun, L. Bottou, Y. Bengio, and P. Haffner, *Proceedings of the IEEE* **86**, 2278 (1998).
- [17] M. Schumker, T. Pfeil, and M. P. Nawrot, *Proceedings of the National Academy of Sciences* **111**, 2081 (2014).
- [18] S. Schmitt, J. Klähn, G. Bellec, A. Grübl, M. Gütler, A. Hartel, S. Hartmann, D. Husmann, K. Husmann, S. Jeltsch, et al., in *Neural Networks (IJCNN), 2017 International Joint Conference on* (IEEE, 2017), pp. 2227–2234.
- [19] S. Friedmann, J. Schemmel, A. Grübl, A. Hartel, M. Hock, and K. Meier, *IEEE transactions on biomedical circuits and systems* **11**, 128 (2017).
- [20] E. Neftci, S. Das, B. Pedroni, K. Kreutz-Delgado, and G. Cauwenberghs, *Frontiers in neuroscience* **7**, 272 (2014).