

# Mapping the research software sustainability space

Stephan Druskat  
Dept. of German Studies and Linguistics  
Humboldt-Universität zu Berlin  
Berlin, Germany  
stephan.druskat@hu-berlin.de

Daniel S. Katz  
NCSA, CS, ECE, iSchool  
University of Illinois Urbana-Champaign  
Urbana, IL, USA  
d.katz@ieee.org

**Abstract**—A growing number of largely uncoordinated initiatives focus on research software sustainability. A comprehensive mapping of the research software sustainability space can help identify gaps in their efforts, track results, and avoid duplication of work. To this end, this paper suggests enhancing an existing schematic of activities in research software sustainability, and formalizing it in a directed graph model. Such a model can be further used to define a classification schema which, applied to research results in the field, can drive the identification of past activities and the planning of future efforts.

**Keywords**—scientific computing; sustainable development; modeling; visualization; research software; communities;

The number of activities with a focus on the sustainability of research software has increased over the last few years. Its major proponents are the Software Sustainability Institute ([software.ac.uk](http://software.ac.uk)) (SSI), founded in 2010 in the UK, the international WSSSPE organization ([wssspe.researchcomputing.org.uk](http://wssspe.researchcomputing.org.uk)) with its workshop series and working groups, and to a certain extent, the international community of Research Software Engineers ([rse.ac.uk/community/international-rse-groups](http://rse.ac.uk/community/international-rse-groups)), which also originated in the UK. This trend is ongoing, as the planning for an institution similar to the SSI in the US, the US Research Software Sustainability Institute (URSSI, [urssi.us](http://urssi.us)), and the recent formation of the Better Scientific Software community (BSSw, [bssw.io](http://bssw.io)) show. Additionally, further entities are active in the research software sustainability space (“the space”), on different levels. These include, for example, working groups, special interest groups, and others, on local, institutional, or disciplinary levels.

All the above-mentioned entities conduct research on the sustainability of research software, and publish in different venues, e.g., through papers, blog posts, as well as talks and presentations at workshops and conferences. Their research feeds back into academic institutions and associations on the policy and education levels, and increasingly with regard to human resources. Their findings also inform educational activities such as The Carpentries ([carpentries.org](http://carpentries.org)), which teaches foundational coding to researchers, including specialized communities, such as the high performance com-

puting and digital humanities communities.

These efforts are not currently formally coordinated, and it is unclear whether formal – or even central – coordination is at all useful, desirable, or achievable. After all, the dynamic nature of, e.g., small working groups, workshops, and spontaneous events such as hack days are often more constructive and productive than larger, coordinated efforts. The autonomy of activities bears the risk of unnecessary duplication of efforts, as well as neglect of specific areas of the space.

## I. MAPPING THE SPACE

A comprehensive mapping of the research software sustainability space can help to reduce this risk and support further efforts.

Existing classification schemes, such as the ACM’s Computing Classification System ([acm.org/about-acm/class](http://acm.org/about-acm/class)), are unsuitable for such a mapping, as they do not reflect the specific configuration of this domain in terms of agents and activities.

A first mapping was introduced by Katz [1] in a directed graph schematic, reproduced in Figure 1. This visualization lists important parties (nodes) and activities (edges) in the space.

Based on this initial concept, a more comprehensive mapping can be built. Advances may include disassembling combined activities, a higher resolution and more precise definition of involved parties, as well as adding potentially missing agents.

Additionally, formalizing the mapping can make it useful for further processing and would benefit the community: it enables different efforts in the space to be classified based on the parties and activities they cover. This includes different possible formats, such as research outputs (papers, blog posts, talks), events, groups, and projects. Such a classification in turn enables the gaps in community efforts to be identified via quantitative methods, e.g., publication and event analysis. These gaps can then be closed by initiating new efforts, e.g., workshops and projects in these areas.

### A. Initial formalization

In a first step towards a formalization, we mapped Katz’ original sustainability schematic (Figure 1) to a *resosuma*

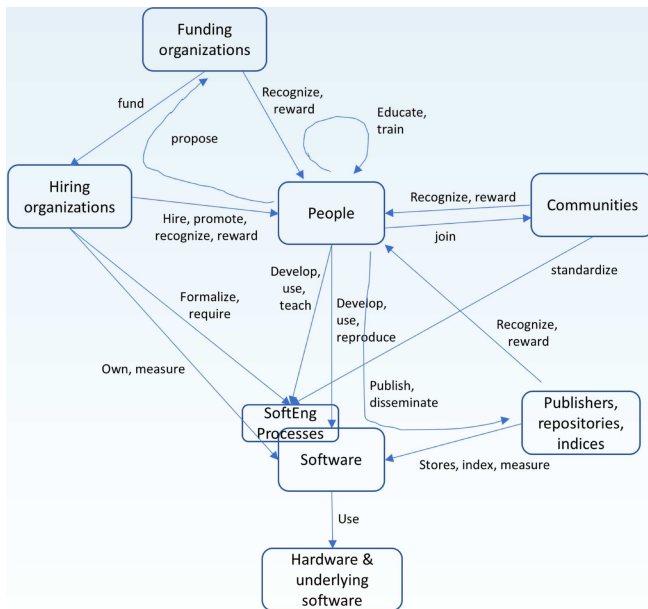


Figure 1. Reproduction of Katz’ original sustainability schematic [1, p. 3].

CSV representation of activities [2]. In the process, activities that are combined in the schematic (i.e., edge labels that are lists of verbs) were disassembled, so that each verb (the *action*) has its own row, with its subject (the *actor*) in the cell to its left and its object (the *actee*) in the cell to its right.

Figure 2 shows a visualization of the data, created with the *resosuma* [3] Python package.

### B. Refinement

In a second step, we made some changes to the data to more comprehensively represent activities in the research software sustainability space, at a higher resolution [4].

The changes have been introduced based on introspection alone, and in order to reach a sufficient level of comprehensiveness, future refinement work towards a stable version of the model should include a structured literature analysis.

The respective *resosuma* visualization is given in Figure 3. The changes included the following.

**Differentiating the “People” node into “Research Software Engineers”, “Researchers” and “Educators” nodes, and defining related activities respectively.** This differentiates between groups of *roles* that have distinct scopes of responsibilities within the space. While “Research Software Engineers” are active in producing and publishing research software and applying “Software Engineering Processes”, “Researchers” are active in using research software and publishing research products (but not research software), but have little direct stake in “Software Engineering Processes”. These two roles rely on different requirements to be fulfilled within the space. Similarly, “Educators”, including academic staff, Carpentry instructors, and training consultants, do not

use research software in this role, but disseminate “Software Engineering Processes” for example.

**Differentiating the “Publishers, repositories, indices” node into separate nodes, and defining related activities respectively.** We split these parties over separate nodes because they play differing roles in the space. Additionally, we split “repositories” into “code platforms” and “archival repositories”. “Code platforms” serve the purpose of interacting with code, allow operations like forking, branching, and often provide further functionality for collaboration. Well-known examples include GitHub ([github.com](https://github.com)), GitLab ([gitlab.com](https://gitlab.com)) and Bitbucket ([bitbucket.org](https://bitbucket.org)), but “Code platforms” may also include simpler version control system repositories. “Archival repositories” archive and publish versions of research products including software, but are usually not interactive. Examples include general purpose data repositories such as Zenodo ([zenodo.org](https://zenodo.org)) or figshare ([figshare.com](https://figshare.com)), build artifact repositories such as The Central Repository (“Maven Central”, [search.maven.org](https://search.maven.org)), the Python Package Index (PyPI, [pypi.org](https://pypi.org)), and others, e.g., preprint repositories such as arXiv.org ([arxiv.org](https://arxiv.org)).

**Differentiating the “Software” node into “Research software” and “Supporting software” nodes, and defining related activities respectively.** While the differentiated nodes represent similar objects, the ways they are produced and used, and the ways they are referenced and rewarded differ remarkably. Additionally, research software is the defining entity at the core of the space, and “supporting software” can exist independently of it while potentially having a great effect on the space. “Supporting software” covers software that is used to create research software, including everything from editors and integrated development environments to version control system platforms.

The “Software Engineering Processes” node was left unchanged, but it should be noted that it includes a wide range of processes and practices, including best practices around metadata, citation, etc.

“are” has been introduced as a specific relation in the space, where “Research Software Engineers” and “Researchers” are nodes that may reference different roles for the same individual. As this relation is at the heart of some of the activities in the space, most notably the international RSE community, it should be explicitly included in the mapping.

**Further activities were added.** We established an “own” activity, for example, from “Research Software Engineers” to “Research Software” in addition to the one from “Hiring organizations” to “Research Software” to represent potential copyright of an RSE on their work (cf. [5]).

A visualization of the refined *resosuma* data is given in Table I and Figure 3. A more optimal visualization of this data would be an interactive, zoomable graph visualization in a web application.

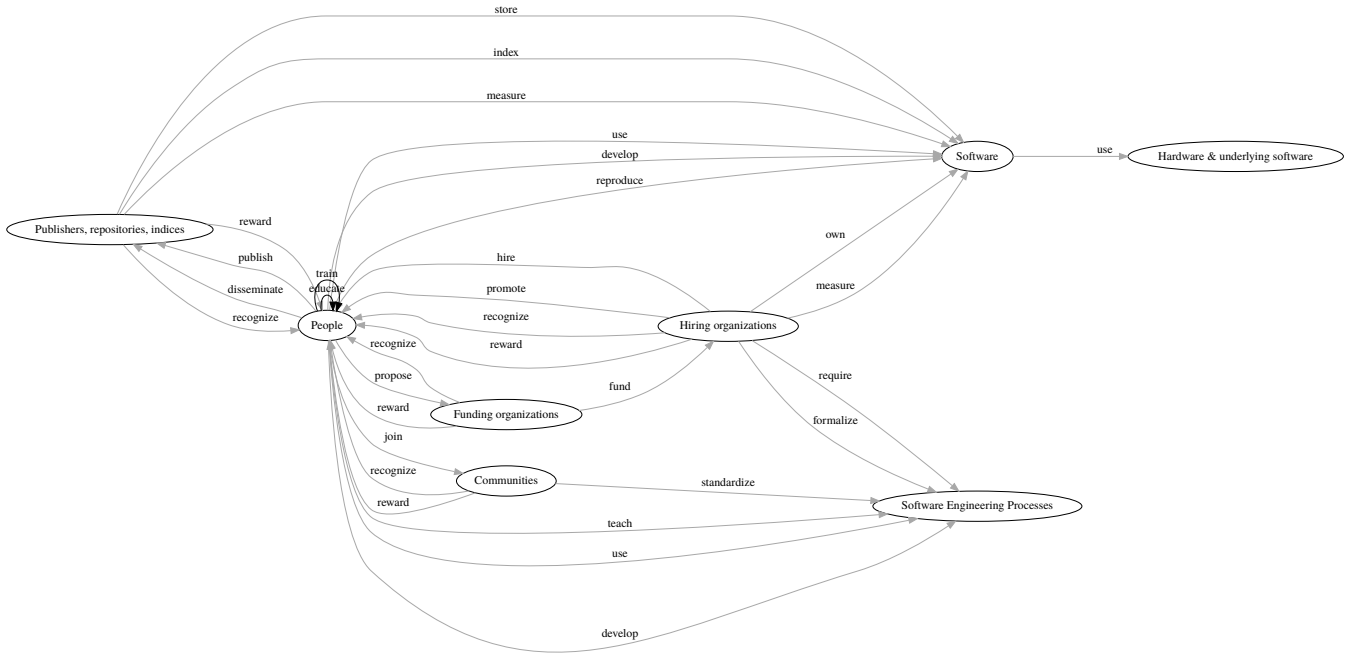


Figure 2. Visualization of the formalized resosuma model of Katz' sustainability schematic.

## II. FUTURE WORK

The data is openly maintained on GitHub ([github.com/research-software/resosuma-data](https://github.com/research-software/resosuma-data)), and we propose that the community should collaborate to

1. complete it to create iterative releases which reflect state changes in the research software sustainability space; and
2. build a classification scheme on it that can be used to classify efforts.

The classification could take the form of simple handles for activities, e.g., *resosuma:rse-dev-rso* for the activity “Research Software Engineers develop research software”. The classification could then be used to tag efforts, retrospectively where possible. This is easily done for publications, where classification handles can be included in keywords or in the body, but should also be done for projects, working groups, events, etc., for example on their websites.

The classification could be used for automated extraction and quantitative analysis, and could also serve to build a registry of efforts across formats that would make it even easier to identify gaps and track progress.

Additionally, the classification could be used by funders and institutions to analyze their portfolio for reporting and planning, similar to the NIH’s ([nih.gov](https://www.nih.gov)) use of the “Research, Condition, and Disease Categorization Process” (RCDC, [report.nih.gov/rcdc/](https://report.nih.gov/rcdc/)).

The level of granularity of the activity graph should be discussed within the community, and if deemed necessary and helpful, different resolutions of the mapping could be

created, e.g., a low-res version that would look similar to Figure 2, and a high-res version that would look similar to an optimized version of Figure 3. Both versions can be codified in different versions of the classification scheme, similarly to what has been done in ISO 639 ([en.wikipedia.org/wiki/ISO\\_639](https://en.wikipedia.org/wiki/ISO_639)), with a low-res classification in ISO 639-1 and a more high-res classification in ISO 639-3.

Future refinement work towards a stable version of the model should also include a structured review of the available literature and past activities.

To promote use of the classification, conferences, workshops and similar events, and editors of publications in the research software sustainability space should ask for contributions to include the applicable resosuma handles in their keywords sections, once these handles have been developed. Alternatively, reviewers of these contributions could be asked to classify them during the review process.

Additionally, researchers should be encouraged to add resosuma handles that cover their expertise to their public profiles, e.g., their ORCID ([orcid.org](https://orcid.org)) profiles. This will enable easier identification of potentially suitable reviewers for future contributions within the space.

To facilitate access to the handles and the map itself, and to accumulate future literature and activity analyses, the community should develop a central resource for resosuma, e.g., a community-curated website. Such a resource should also include a more accessible visualization than has been possible here in Figure 3 and Table I, e.g., in an interactive webpage.

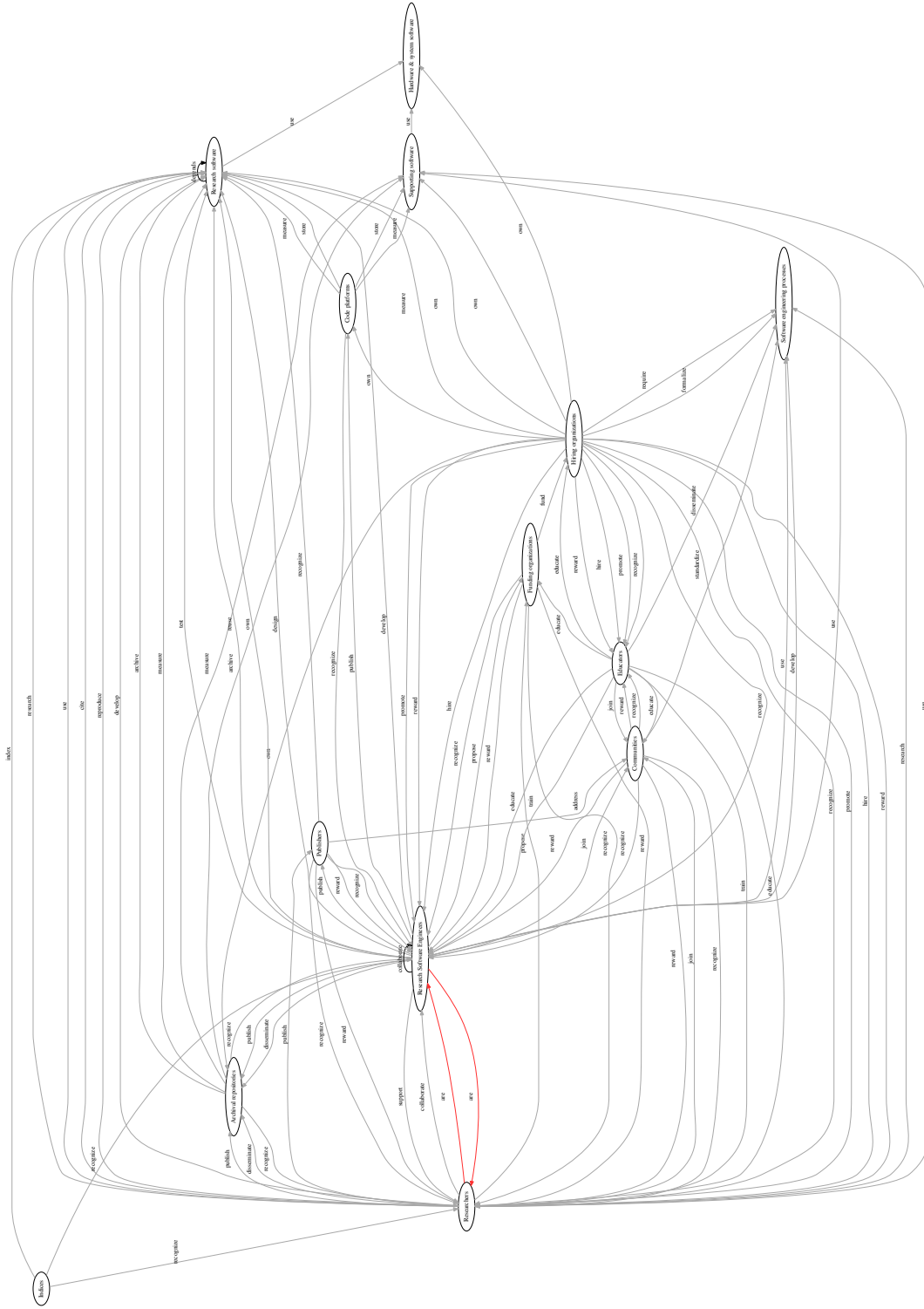


Figure 3. Visualization of the refined resosuma model [4].

Table I  
ACTIVITIES MODELED IN [4].

Actor	Action	Actee	Actor	Action	Actee
Research Software Engineers	collaborate	Research Software Engineers	Code platforms	measure	Research software
Research Software Engineers	support	Researchers	Code platforms	store	Supporting software
Research Software Engineers	are	Researchers	Code platforms	measure	Supporting software
Research Software Engineers	publish	Publishers	Archival repositories	recognize	Research Software Engineers
Research Software Engineers	publish	Code platforms	Archival repositories	recognize	Researchers
Research Software Engineers	publish	Archival repositories	Archival repositories	archive	Research software
Research Software Engineers	disseminate	Archival repositories	Archival repositories	measure	Research software
Research Software Engineers	develop	Research software	Archival repositories	archive	Supporting software
Research Software Engineers	test	Research software	Archival repositories	measure	Supporting software
Research Software Engineers	design	Research software	Indices	index	Research software
Research Software Engineers	reuse	Research software	Indices	recognize	Research Software Engineers
Research Software Engineers	own	Research software	Indices	recognize	Researchers
Research Software Engineers	use	Supporting software	Research software	depends	Research software
Research Software Engineers	join	Communities	Research software	use	Hardware & system software
Research Software Engineers	propose	Funding organizations	Supporting software	use	Hardware & system software
Research Software Engineers	use	Software engineering processes	Communities	recognize	Research Software Engineers
Research Software Engineers	develop	Software engineering processes	Communities	reward	Research Software Engineers
Researchers	collaborate	Research Software Engineers	Communities	recognize	Researchers
Researchers	are	Research Software Engineers	Communities	reward	Researchers
Researchers	publish	Publishers	Communities	recognize	Educators
Researchers	publish	Archival repositories	Communities	reward	Educators
Researchers	disseminate	Archival repositories	Communities	standardize	Software engineering processes
Researchers	use	Research software	Funding organizations	recognize	Research Software Engineers
Researchers	develop	Research software	Funding organizations	reward	Research Software Engineers
Researchers	reproduce	Research software	Funding organizations	recognize	Researchers
Researchers	cite	Research software	Funding organizations	reward	Researchers
Researchers	research	Research software	Funding organizations	fund	Hiring organizations
Researchers	use	Supporting software	Hiring organizations	hire	Research Software Engineers
Researchers	join	Communities	Hiring organizations	promote	Research Software Engineers
Researchers	propose	Funding organizations	Hiring organizations	recognize	Research Software Engineers
Researchers	research	Software engineering processes	Hiring organizations	reward	Research Software Engineers
Educators	train	Research Software Engineers	Hiring organizations	hire	Researchers
Educators	educate	Research Software Engineers	Hiring organizations	promote	Researchers
Educators	train	Researchers	Hiring organizations	recognize	Researchers
Educators	educate	Researchers	Hiring organizations	reward	Researchers
Educators	educate	Communities	Hiring organizations	hire	Educators
Educators	join	Communities	Hiring organizations	promote	Educators
Educators	educate	Funding organizations	Hiring organizations	recognize	Educators
Educators	educate	Hiring organizations	Hiring organizations	reward	Educators
Educators	disseminate	Software engineering processes	Hiring organizations	own	Code platforms
Publishers	reward	Research Software Engineers	Hiring organizations	own	Archival repositories
Publishers	recognize	Research Software Engineers	Hiring organizations	own	Research software
Publishers	reward	Researchers	Hiring organizations	measure	Research software
Publishers	recognize	Researchers	Hiring organizations	own	Supporting software
Publishers	recognize	Research software	Hiring organizations	formalize	Software engineering processes
Publishers	address	Communities	Hiring organizations	require	Software engineering processes
Code platforms	recognize	Research Software Engineers	Hiring organizations	own	Hardware & system software
Code platforms	store	Research software			

#### ACKNOWLEDGMENTS

The authors would like to thank Neil Chue Hong for early feedback and contributions to the data model.

S. Druskat would like to acknowledge funding assistance

from the Software Sustainability Institute. The Software Sustainability Institute is supported by the EPSRC, BBSRC and ESRC Grant EP/N006410/1.

## REFERENCES

- [1] D. S. Katz, “Research Software Sustainability: WSSSPE & URSSI,” Apr. 2018. [Online]. Available: <https://doi.org/10.6084/m9.figshare.6081248.v1>
- [2] S. Druskat, “research-software/resosuma-data: 0.1.0,” Jun. 2018. [Online]. Available: <https://doi.org/10.5281/zenodo.1299250>
- [3] —, “resosuma: 0.2.0,” Jun. 2018. [Online]. Available: <https://doi.org/10.5281/zenodo.1304254>
- [4] S. Druskat, D. S. Katz, and N. Chue Hong, “research-software/resosuma-data: 0.4.0,” Sep. 2018. [Online]. Available: <https://doi.org/10.5281/zenodo.1419768>
- [5] N. Forgó, “Legal requirements for software sharing and collaboration,” 2017. [Online]. Available: <https://doi.org/10.5446/31029>