

# Analytical results for the in-degree and out-degree distributions of directed random networks that grow by node duplication

Chanania Steinbock, Ofer Biham & Eytan Katzav

Racah Institute of Physics, The Hebrew University, Jerusalem 91904, Israel

E-mail: chansteinbock@gmail.com, biham@phys.huji.ac.il,  
eytan.katzav@mail.huji.ac.il

## Abstract.

We present exact analytical results for the degree distribution in a directed network model that grows by node duplication. Such models are useful in the study of the structure and growth dynamics of gene regulatory networks and scientific citation networks. Starting from an initial seed network, at each time step a random node, referred to as a mother node, is selected for duplication. Its daughter node is added to the network and duplicates each outgoing link of the mother node with probability  $p$ . In addition, the daughter node forms a directed link to the mother node itself. Thus, the model is referred to as the corded directed-node-duplication (DND) model. The corresponding undirected node duplication model was studied before and was found to exhibit a power-law degree distribution. We obtain analytical results for the in-degree distribution  $P_t(K_{\text{in}} = k)$ , and for the out-degree distribution  $P_t(K_{\text{out}} = k)$ , of the corded DND network at time  $t$ . It is found that the in-degrees follow a shifted power-law distribution, so the network is asymptotically scale free. In contrast, the out-degree distribution is a narrow distribution, that converges to a Poisson distribution in the limit of  $p \ll 1$  and to a Gaussian distribution in the limit of  $p \simeq 1$ . Such distinction between a broad in-degree distribution and a narrow out-degree distribution is common in empirical networks such as scientific citation networks. Using these distributions we calculate the mean degree  $\langle K_{\text{in}} \rangle_t = \langle K_{\text{out}} \rangle_t$ , which converges to  $1/(1-p)$  in the large network limit, for the whole range of  $0 < p < 1$ . This is in contrast to the corresponding undirected network, which exhibits a phase transition at  $p = 1/2$  such that for  $p > 1/2$  the mean degree diverges in the large network limit. We also present analytical results for the distribution of the number of upstream nodes,  $P_t(N_{\text{up}} = n)$ , and for the distribution of the number of downstream nodes,  $P_t(N_{\text{down}} = n)$ , from a random node. We show that the mean values  $\langle N_{\text{up}} \rangle_t = \langle N_{\text{down}} \rangle_t$  scale logarithmically with the network size. This means that in the large network limit only a diminishing fraction of pairs of nodes are connected by directed paths, unlike the corded undirected node duplication network that consists of a single connected component. Therefore, the corded DND network is not a small-world network.

## 1. Introduction

The increasing interest in the field of complex networks in recent years is motivated by the realization that a large variety of systems and processes in physics, chemistry, biology, engineering, and society can be usefully described by network models [1, 2, 3, 4, 5, 6]. These models consist of nodes and edges, where the nodes represent physical objects, while the edges represent the interactions between them. Many of these networks are scale-free, which means that they exhibit power-law degree distributions [7, 8, 9, 10, 11]. The most highly connected nodes, called hubs, play a dominant role in dynamical processes on these networks. A common feature of complex networks is the small-world property, namely the fact that the mean distance and the diameter scale like  $\ln N$ , where  $N$  is the network size [12, 13, 14, 15]. Moreover, it was shown that undirected scale-free networks are generically ultrasmall, namely their mean distance and diameter scale like  $\ln \ln N$  [16].

To gain insight into the structure of complex networks, it is useful to study the growth dynamics that gives rise to these structures. In general, it appears that many of the networks encountered in biological, ecological and social systems grow step by step, by the addition of new nodes and their attachment to existing nodes. A common feature of these growth processes is the preferential attachment mechanism, in which the likelihood of an existing node to gain a link to the new node is proportional to its degree. It was shown that growth models based on preferential attachment give rise to scale-free networks, which exhibit power-law degree distributions [1, 7]. The effect of node duplication (ND) processes on network structure was studied using an undirected network growth model in which at each time step a random node, referred to as a mother node, is selected for duplication and its daughter node duplicates each link of the mother node with probability  $p$  [17, 18, 19, 20, 21, 22, 23, 24]. In this model the daughter node does not form a link to the mother node, and thus in the following it is referred to as the uncorded ND model. It was shown that for  $0 < p < 1/2$  the resulting network exhibits a power law degree distribution of the form

$$P(K = k) \sim k^{-\gamma}. \quad (1)$$

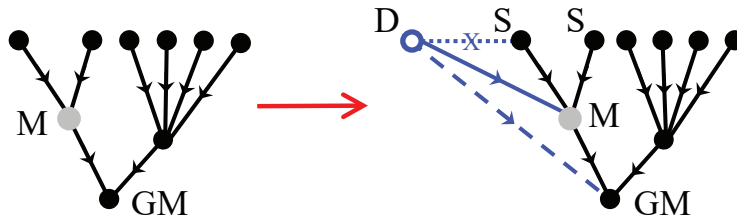
For  $0 < p < 1/e$ , where  $e$  is the base of the natural logarithm, the exponent is given by the nontrivial solution of the equation  $\gamma = 3 - p^{\gamma-2}$ , while for  $1/e \leq p < 1/2$  it takes the value  $\gamma = 2$  [21]. For  $1/2 \leq p \leq 1$  the degree distribution does not converge to an asymptotic form.

Recently, a different variant of an undirected node duplication model was introduced and studied [25, 26, 27]. In this model, referred to as the corded ND model, at each time step a random mother node,  $M$ , is selected for duplication. The daughter node,  $D$ , is added to the network. It forms an undirected link to its mother node,  $M$ , and is also connected with probability  $p$  to each neighbor of  $M$ . It was shown that for  $0 < p < 1/2$  the corded ND model generates a sparse network, while for  $1/2 \leq p \leq 1$  the model gives rise to a dense network in which the mean degree increases with the network size

[25, 26]. For  $0 < p < 1/2$  the degree distribution of this network follows a power-law distribution, given by Eq. (1), where the exponent  $\gamma$  is given by the non-trivial solution of the equation  $\gamma = 1 + p^{-1} - p^{\gamma-2}$  [25, 26]. In the limit of  $p \rightarrow 0$ , the exponent diverges like  $\gamma \sim 1/p$ . This model is suitable for the description of acquaintance networks, in which a newcomer who has a friend in the community becomes acquainted with other members [28]. Unlike the uncorded ND model, the formation of triadic closures is built-in to the dynamics of the corded ND model. This means that once the daughter node forms a link to a neighbor of the mother node, it completes a triangle in which the mother, neighbor and daughter nodes are all connected to each other. The formation of triadic closures is an essential property of the dynamics of social networks [29]. The formation of triadic closures is in sharp contrast to configuration model networks, which exhibit a local tree-like structure. Interestingly, many empirical networks exhibit a high abundance of triangles, both in undirected networks [30] and in directed networks, where most triangles form feed-forward loops (FFLs), while triangular feedback loops are rare [31, 32]. Unlike configuration model networks [33, 34, 35], which may include small, isolated components, the corded ND network consists of a single connected component. Therefore, it does not exhibit a percolation transition.

In this paper we introduce a directed version of the corded node duplication model, referred to as the corded directed node duplication (DND) model. In this model, at each time step a random mother node is chosen for duplication. The daughter node forms a directed link to the mother node and with probability  $p$  to each outgoing neighbor of the mother node. This model may be useful in the study of gene regulatory networks. These are directed networks that evolve by gene duplication [36, 37]. It also describes the structure and dynamics of scientific citation networks [38, 39, 40, 41, 42, 43], in which the nodes represent papers, while the links represent citations. Scientific citation networks are directed networks, with links pointing from the later (citing) paper to the earlier (cited) paper. A paper A, citing an earlier paper B, often also cites one or several papers C, which were cited in B [44]. The resulting network module is a triangle, or triadic closure, which includes three directed links, from A to B, from B to C and from A to C and thus resembles the FFL structure. However, the links of this module point backwards, and thus it may be more suitable to refer to it as a feed-backward loop (FBL). Due to the directionality of the links, each node exhibits both an in-degree, which is the number of incoming links and an out-degree which is the number of outgoing links. Therefore, the degree distribution consists of two separate distributions, namely the distribution  $P_t(K_{\text{in}} = k)$  of in-degrees and the distribution  $P_t(K_{\text{out}} = k)$  of out-degrees, at time  $t$ . These two distributions are related to each other by the constraint that their means must be equal, namely  $\langle K_{\text{in}} \rangle_t = \langle K_{\text{out}} \rangle_t$ .

We present exact analytical results for the in-degree distribution and the out-degree distribution of the corded DND network. It is found that the in-degrees follow a shifted power-law distribution while the out-degrees follow a narrow distribution that converges to a Poisson distribution in the limit of  $p \ll 1$  and to a Gaussian distribution in the limit of  $p \simeq 1$ . Since the network is directed not all pairs of nodes are connected by



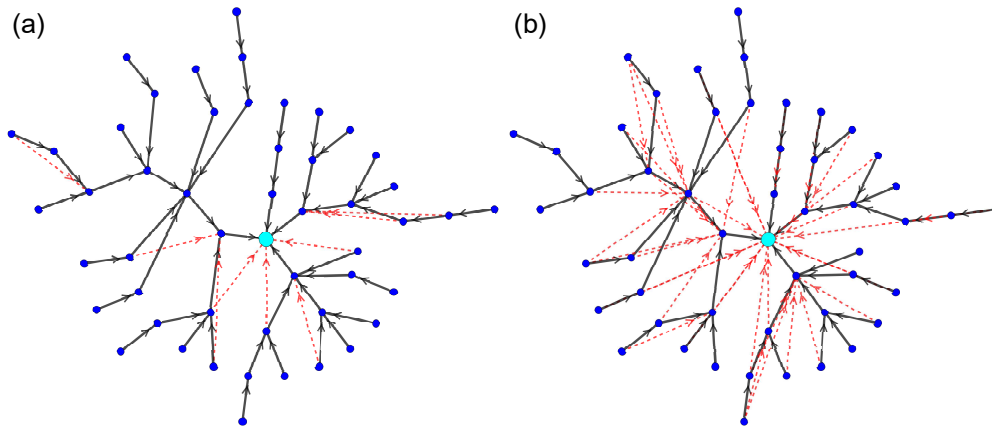
**Figure 1.** Illustration of the corded DND model. A random node, referred to as a mother node,  $M$  (gray circle) is selected for duplication. The newly formed daughter node,  $D$  (empty circle) deterministically acquires a directed link (solid line) to the mother node. It also acquires, with probability  $p$ , a directed link (dashed line) to each one of the outgoing neighbors of  $M$ . In this example,  $D$  forms a directed link to its grandmother node, denoted by  $GM$ . The model does not allow  $D$  to form links to its sister nodes, denoted by  $S$ , because they are incoming neighbors rather than outgoing neighbors of  $M$ .

directed paths, unlike the corresponding undirected network that consists of a single connected component. We present analytical results for the distribution of the number of upstream nodes  $P_t(N_{\text{up}} = n)$ , and for the distribution of the number of downstream nodes  $P_t(N_{\text{down}} = n)$ , and show that  $\langle N_{\text{up}} \rangle = \langle N_{\text{down}} \rangle$  are logarithmic in the network size. This means that in the large network limit only a diminishing fraction of pairs of nodes are connected by directed paths. Therefore, the corded DND network is not a small-world network, unlike the corresponding undirected network.

The paper is organized as follows. In Sec. 2 we present the corded DND model. In Sec. 3 we analyze the structure of the backbone tree of the corded DND network, which consists of the deterministic links between the mother and daughter nodes. The distribution of the number of nodes upstream of a random node, denoted by  $P_t(N_{\text{up}} = n)$ , is calculated in Sec. 4. The distribution of the number of nodes downstream of a random node, denoted by  $P_t(N_{\text{down}} = n)$ , is calculated in Sec. 5. Note that  $P_t(N_{\text{up}} = n)$  and  $P_t(N_{\text{down}} = n)$  are properties of the backbone tree, which do not depend on the parameter  $p$ . In Sec. 6 we consider the temporal evolution of the mean degree  $\langle K \rangle_t = \langle K_{\text{in}} \rangle_t = \langle K_{\text{out}} \rangle_t$ . In Sec. 7 we calculate the in-degree distribution  $P_t(K_{\text{in}} = k)$ , and in Sec. 8 we calculate the out-degree distribution  $P_t(K_{\text{out}} = k)$ . The results are discussed in Sec. 9 and summarized in Sec. 10. In Appendix A we prove a mathematical identity, based on the q-Pochhammer symbol, which is used in the analysis of the out-degree distribution. In Appendix B we analyze the behavior of the out-degree distribution  $P_t(K_{\text{out}} = k)$ , in the limit of  $p \ll 1$ , while in Appendix C we consider its behavior in the limit of  $p \simeq 1$ .

## 2. The corded directed node duplication model

In the corded DND model, at each time step during the growth phase of the network, a random node, referred to as a mother node, is selected for duplication. The daughter



**Figure 2.** Two instances of corded DND networks of size  $N = 50$ , with  $p = 0.2$  (a) and  $p = 0.5$  (b). Both networks were grown from a seed network that consists of two nodes connected by a directed link. For the sake of comparison, both instances are formed around the same backbone tree (solid lines). The sink node, which can be reached from all the other nodes in the network via directed paths is shown by a large circle. The probabilistic links (dashed lines) essentially decorate the tree. Increasing  $p$  makes the network denser.

node is added to the network, forming a directed link to the mother node. Also, with probability  $p$ , it forms a directed link to each outgoing neighbor of the mother node (Fig. 1). The growth process starts from an initial seed network of  $N_0 = s$  nodes. Thus, the network size after  $t$  time steps is

$$N_t = t + s. \quad (2)$$

In Fig. 2 we present two instances of the corded DND network, of size  $N_t = 50$ , which were formed around the same backbone tree. Both networks were grown from a seed network of size  $s = 2$ , with  $p = 0.2$  [Fig. 2(a)] and  $p = 0.5$  [Fig. 2(b)]. Thus, each network instance includes  $N_t - 1 = 49$  deterministic links (solid lines). The network of Fig. 2(b) is denser and includes 35 probabilistic links (dashed lines), compared to 9 probabilistic links in Fig. 2(a).

Upon formation, the in-degree of the daughter node is zero. The incoming links are gradually formed as the daughter node matures. Since the mother node at time  $t$  is selected randomly from all the  $N_t$  nodes in the network, its in-degree is effectively drawn from the in-degree distribution  $P_t(K_{\text{in}} = k)$ . The mother node gains an incoming link from the daughter node, thus its in-degree increases by 1. The daughter node gains one outgoing link to the mother node, and with probability  $p$  it duplicates outgoing links of the mother node. Thus, in the case that all the outgoing links of the mother node are duplicated, the out-degree of the daughter node becomes  $k_{\text{out}}^{\text{D}} = k_{\text{out}}^{\text{M}} + 1$ . In the case that none of the outgoing links of the mother node are duplicated the out-degree of the daughter node becomes  $k_{\text{out}}^{\text{D}} = 1$ .

In order to obtain a network that consists of a single connected component, it is required that the seed network consist of a single connected component. The size of the

seed network is denoted by  $s$ . Since the corded DND model generates oriented networks with no bidirectional edges, we restrict the analysis to seed networks in which a pair of nodes cannot be connected in both directions. Moreover, we consider only acyclic seed networks, namely networks that do not include any directed cycles. Finally, we focus on seed networks that include a single sink node, namely a node that has only incoming links and no outgoing links. The sink node can be reached via directed paths from all the nodes in the seed network. The in-degree distribution of the seed network is denoted by  $P_0(K_{\text{in}} = k)$  and its out-degree distribution is denoted by  $P_0(K_{\text{out}} = k)$ . Clearly, the mean of the in-degree distribution and the mean of the out-degree distribution are equal to each other. We thus denote  $\langle K \rangle_0 = \langle K_{\text{in}} \rangle_0 = \langle K_{\text{out}} \rangle_0$ .

To avoid memory effects, which may slow down the convergence to the asymptotic structure, it is often convenient to use a seed network that consists of a single node, namely  $s = 1$ . In this case the in-degree and out-degree distributions of the seed network are given by  $P_0(K_{\text{in}} = k) = P_0(K_{\text{out}} = k) = \delta_{k,0}$ , where  $\delta_{k,k'}$  is the Kronecker delta, which satisfies  $\delta_{k,k'} = 1$  for  $k = k'$  and  $\delta_{k,k'} = 0$  for  $k \neq k'$ . Another interesting choice for the seed network is a linear chain of  $s$  nodes, in which all the links are in the same direction. In this case, the initial degree distribution is  $P_0(K_{\text{in}} = k) = P_0(K_{\text{out}} = k) = (1/s)\delta_{k,0} + (1 - 1/s)\delta_{k,1}$ . While at early times the size and structure of the seed network has a strong effect on the structure of the growing network, in the long time limit of  $t \gg s$  this effect vanishes. Thus, in the long time limit the scaling behavior can be expressed in terms of the time  $t$ , which represents the number of nodes that were added to the network during the growth phase.

### 3. The backbone tree

The mother-daughter links in the corded DND network form a random directed tree structure, which serves as a backbone tree for the resulting network. The backbone tree is a random directed recursive tree [45, 46, 47]. To study its properties, one can take the limit of  $p = 0$ , in which the corded DND network is reduced to the backbone tree. As a seed network we take a directed tree network of  $s$  nodes, which includes a single sink node, whose in-degree distribution is  $P_0(K_{\text{in}} = k)$  and whose out-degree distribution is  $P_0(K_{\text{out}} = k)$ .

The in-degree distribution of the backbone tree, denoted by  $P_t(K_{\text{in}} = k)$ , evolves in time according to

$$P_{t+1}(K_{\text{in}} = k) = \frac{(N_t - 1)P_t(K_{\text{in}} = k) + P_t(K_{\text{in}} = k - 1) + \delta_{k,0}}{N_t + 1}, \quad (3)$$

where the initial condition is given by the in-degree distribution,  $P_0(K_{\text{in}} = k)$ , of the seed network. The first term on the right hand side of Eq. (3) accounts for the existing nodes in the network (apart from the mother node), whose in-degrees are not affected by the node duplication step. The second term accounts for the in-degree of the mother node, which increases by 1 due to the incoming link from the daughter node. The third term accounts for the in-degree of D, which is  $k = 0$ . Subtracting  $P_t(K_{\text{in}} = k)$  from both

sides of Eq. (3) and replacing the difference on the left hand side by a time derivative, we obtain

$$\frac{\partial}{\partial t} P_t(K_{\text{in}} = k) = -\frac{2P_t(K_{\text{in}} = k) - P_t(K_{\text{in}} = k - 1) - \delta_{k,0}}{t + s + 1}. \quad (4)$$

Using a generating function formulation, we rewrite Eq. (4) in the form

$$\frac{\partial}{\partial t} G_t^{\text{in}}(x) = -\frac{(2 - x)G_t^{\text{in}}(x) - 1}{t + s + 1}, \quad (5)$$

where

$$G_t^{\text{in}}(x) = \sum_{k=0}^{\infty} x^k P_t(K_{\text{in}} = k), \quad (6)$$

is the generating function of the in-degree distribution at time  $t$  and  $0 \leq x \leq 1$ . Solving Eq. (5), we obtain

$$G_t^{\text{in}}(x) = \left[ G_0^{\text{in}}(x) - \frac{1}{2 - x} \right] \frac{1}{t_s^{2-x}} + \frac{1}{2 - x}, \quad (7)$$

where

$$G_0^{\text{in}}(x) = \sum_{k=0}^{\infty} x^k P_0(K_{\text{in}} = k) \quad (8)$$

is the generating function at  $t = 0$  and

$$t_s = \frac{t + s + 1}{s + 1} \quad (9)$$

is a rescaled time, which is measured in units of the size of the seed network (up to an adjustment of one step). Using the series expansions

$$\frac{1}{x - 2} = -\frac{1}{2} \sum_{k=0}^{\infty} \left(\frac{x}{2}\right)^k, \quad (10)$$

and

$$t_s^{x-2} = \frac{1}{t_s^2} \sum_{k=0}^{\infty} \frac{(\ln t_s)^k}{k!} x^k, \quad (11)$$

we express the generating function  $G_t^{\text{in}}(x)$  in the form

$$\begin{aligned} G_t^{\text{in}}(x) &= \frac{1}{t_s^2} \sum_{k=0}^{\infty} x^k \sum_{m=0}^k \left[ P_0(K_{\text{in}} = m) - \frac{1}{2^{m+1}} \right] \frac{(\ln t_s)^{k-m}}{(k-m)!} \\ &\quad + \sum_{k=0}^{\infty} \frac{x^k}{2^{k+1}}. \end{aligned} \quad (12)$$

Therefore, the in-degree distribution of the backbone tree at time  $t$  is given by

$$P_t(K_{\text{in}} = k) = \frac{1}{t_s^2} \sum_{m=0}^k \left[ P_0(K_{\text{in}} = m) - \frac{1}{2^{m+1}} \right] \frac{(\ln t_s)^{k-m}}{(k-m)!} + \frac{1}{2^{k+1}}. \quad (13)$$

At  $t = 0$  the only non-zero term of the sum in Eq. (13) is  $m = k$ , and the expression for the in-degree distribution  $P_t(K_{\text{in}} = k)$  is reduced to  $P_0(K_{\text{in}} = k)$ . At short times  $P_t(K_{\text{in}} = k)$  is still dominated by its initial condition,  $P_0(K_{\text{in}} = k)$ , whose weight is diminished as  $t$  increases.

In the long time limit, the first term on the right hand side of Eq. (13) vanishes and the in-degree distribution of the backbone tree converges towards an asymptotic form, which is given by

$$P(K_{\text{in}} = k) = \frac{1}{2^{k+1}}. \quad (14)$$

This implies that in the long time limit  $P(K_{\text{in}} = 0) = 1/2$ , namely half of the nodes in the network are source nodes that have no incoming links. Interestingly, this result carries over to the corded DND network for any value of  $0 \leq p \leq 1$ .

The out-degree distribution of the backbone tree, denoted by  $P_t(K_{\text{out}} = k)$ , evolves in time according to

$$P_{t+1}(K_{\text{out}} = k) = \frac{N_t P_t(K_{\text{out}} = k) + \delta_{k,1}}{N_t + 1}. \quad (15)$$

The first term on the right hand side accounts for the out-degrees of the existing nodes in the network, which are not affected by the addition of the new node D. The second term accounts for the out-degree of the daughter node D (which is  $k = 1$ ). Subtracting  $P_t(K_{\text{out}} = k)$  from both sides of Eq. (15) and replacing the difference on the left hand side by a time derivative we obtain

$$\frac{\partial}{\partial t} P_t(K_{\text{out}} = k) = -\frac{P_t(K_{\text{out}} = k) - \delta_{k,1}}{t + s + 1}. \quad (16)$$

Solving Eq. (16) we obtain the out-degree distribution of the backbone tree, which is given by

$$P_t(K_{\text{out}} = k) = \frac{(s+1)P_0(K_{\text{out}} = k) + t\delta_{k,1}}{t + s + 1}. \quad (17)$$

In the long time limit of  $t \gg s$  the out-degree distribution converges towards

$$P_t(K_{\text{out}} = k) = \delta_{k,1}, \quad (18)$$

as expected for a tree structure.

Since nodes are discrete entities the node duplication is an intrinsically discrete process. Therefore, the replacement of the difference  $P_{t+1}(K_{\text{out}} = k) - P_t(K_{\text{out}} = k)$  on the left hand side of Eq. (16) by  $\partial P_t(K_{\text{out}} = k)/\partial t$  is an approximation. In fact, it is closely related to the approximation involved in numerical integration of differential equations using the Euler method. In the Euler method the time derivative  $df/dt$  is



replaced by  $(f_{t+\Delta t} - f_t)/\Delta t$ , where  $\Delta t$  is a suitable chosen time step. In our case  $\Delta t = 1$ . Below we evaluate the error associated with this approximation. This error can be expressed by a series expansion of the form

$$P_{t+1}(K_{\text{out}} = k) - P_t(K_{\text{out}} = k) = \frac{\partial}{\partial t}P_t(K_{\text{out}} = k) + \frac{1}{2} \frac{\partial^2}{\partial t^2}P_t(K_{\text{out}} = k) + \dots, \quad (19)$$

where

$$\frac{1}{2} \frac{\partial^2}{\partial t^2}P_t(K_{\text{out}} = k) = \frac{P_t(K_{\text{out}} = k) - \delta_{k,1}}{(t + s + 1)^2}. \quad (20)$$

Thus, the leading correction term to Eq. (16) scales like  $1/(t + s + 1)^2$  and quickly vanishes as the growth process evolves and the network size increases. It can be shown that a similar scaling of the correction term is obtained for the in-degree and out-degree distributions of the whole network as well as for the distributions of the numbers of upstream and downstream nodes. This means that the replacement of the difference by a time derivative has little effect on the results.

#### 4. The number of upstream nodes

Consider a random node  $i$ , in the corded DND network. As in other directed networks,  $i$  can be reached along directed paths from only some of the nodes in the network. These nodes are referred to as upstream nodes of  $i$ . We denote the number of upstream nodes of  $i$  by  $N_{\text{up}}^i$ . Below we calculate the distribution  $P_t(N_{\text{up}} = n)$  of the number of upstream nodes of random nodes in the network. At each time step a new node D is added to the network. The in-degree of the newly added node is  $k_{\text{in}}^{\text{D}} = 0$ . Therefore, the number of upstream nodes of D, upon its formation at time  $t$ , is  $N_{\text{up}}^{\text{D}} = 0$ . This property can be expressed by  $P_t(N_{\text{up}}^{\text{D}} = n) = \delta_{n,0}$ . Consider a node,  $i$ , which is an outgoing neighbor of the mother node, M. Clearly, M is an upstream node of  $i$ . Since there is a directed link from D to M, the daughter node D is also an upstream node of  $i$ . Thus, due to the duplication of M each one of its outgoing neighbor nodes  $i$  gains one upstream node, namely  $N_{\text{up}}^i \rightarrow N_{\text{up}}^i + 1$ . Therefore, the distribution of the number of upstream nodes evolves according to

$$P_{t+1}(N_{\text{up}} = n) = \frac{nP_t(N_{\text{up}} = n - 1)}{N_t + 1} + \frac{(N_t - n - 1)P_t(N_{\text{up}} = n) + \delta_{n,0}}{N_t + 1}. \quad (21)$$

Subtracting  $P_t(N_{\text{up}} = n)$  from both sides and replacing the difference on the left hand side by a time derivative, we obtain

$$\frac{\partial}{\partial t}P_t(N_{\text{up}} = n) = \frac{nP_t(N_{\text{up}} = n - 1) - (n + 2)P_t(N_{\text{up}} = n) + \delta_{n,0}}{t + s + 1}. \quad (22)$$

Writing Eq. (22) in terms of the generating function

$$G_t^{\text{up}}(x) = \sum_{n=0}^{\infty} x^n P_t(N_{\text{up}} = n), \quad (23)$$

we obtain

$$\frac{\partial}{\partial t} G_t^{\text{up}}(x) = \frac{1}{t+s+1} \left[ x(x-1) \frac{\partial}{\partial x} G_t^{\text{up}}(x) + (x-2) G_t^{\text{up}}(x) + 1 \right]. \quad (24)$$

The solution of this equation is

$$G_t^{\text{up}}(x) = \frac{(s+1)^2}{(t+s+1)[s+1+t(1-x)]} G_0^{\text{up}} \left[ \frac{(s+1)x}{s+1+t(1-x)} \right] + \frac{t}{(t+s+1)x} - \frac{1-x}{x^2} \ln \left[ \frac{t+s+1}{s+1+t(1-x)} \right]. \quad (25)$$

Note that in spite of the apparent singularity of the last two terms on the right hand side of Eq. (25) at  $x = 0$ , a careful expansion near the origin reveals that the sum of these two terms is perfectly regular there. Also, one can easily confirm that at  $t = 0$  the generating function  $G_t^{\text{up}}(x)$  is reduced to  $G_0^{\text{up}}(x)$ .

The distribution  $P_t(N_{\text{up}} = n)$  can be extracted from  $G_t^{\text{up}}(x)$  using the relation

$$P_t(N_{\text{up}} = n) = \frac{1}{n!} \frac{\partial^n}{\partial x^n} G_t^{\text{up}}(x) \Big|_{x=0}. \quad (26)$$

Carrying out the derivatives, we obtain

$$P_t(N_{\text{up}} = n) = \left( \frac{t}{t+s+1} \right)^{n+2} \sum_{m=0}^n \binom{n}{m} \left( \frac{s+1}{t} \right)^{m+2} P_0(N_{\text{up}} = m) + \frac{1}{n+1} \left( \frac{t}{t+s+1} \right)^{n+1} - \frac{1}{n+2} \left( \frac{t}{t+s+1} \right)^{n+2}. \quad (27)$$

In the long time limit,  $t \gg s$ , the generating function converges to the asymptotic form

$$G^{\text{up}}(x) = \frac{1}{x} + \frac{1-x}{x^2} \ln(1-x). \quad (28)$$

The asymptotic form of the generating function can be expressed by

$$G^{\text{up}}(x) = \sum_{n=0}^{\infty} \frac{x^n}{(n+1)(n+2)}. \quad (29)$$

Therefore, in the asymptotic limit

$$P(N_{\text{up}} = n) = \frac{1}{(n+1)(n+2)}, \quad (30)$$

where  $n = 0, 1, \dots, N_t - 1$ . Thus, in the long time limit the distribution of the number of upstream nodes converges towards a power-law distribution whose tail is given by

$$P(N_{\text{up}} = n) \sim \frac{1}{n^\alpha}, \quad (31)$$

where  $\alpha = 2$ .

The mean number of upstream nodes is given by

$$\langle N_{\text{up}} \rangle_t = \sum_{n=0}^{t+s-1} n P_t(N_{\text{up}} = n), \quad (32)$$

where  $P_t(N_{\text{up}} = n)$  is given by Eq. (27). Carrying out the summation, it is found that

$$\langle N_{\text{up}} \rangle_t = \langle N_{\text{up}} \rangle_0 + \ln t_s. \quad (33)$$

Thus, in the long time limit the mean number of upstream nodes scales with time like

$$\langle N_{\text{up}} \rangle_t = \ln t. \quad (34)$$

The second factorial moment is given by

$$\langle N_{\text{up}}(N_{\text{up}} - 1) \rangle_t = \left. \frac{\partial^2}{\partial x^2} G_t^{\text{up}}(x) \right|_{x=1}. \quad (35)$$

Carrying out the derivatives, we obtain

$$\begin{aligned} \langle N_{\text{up}}(N_{\text{up}} - 1) \rangle_t &= \langle N_{\text{up}}(N_{\text{up}} - 1) \rangle_0 t_s \\ &\quad + 4 \frac{t}{s+1} (\langle N_{\text{up}} \rangle_0 + 1) - 4 \ln t_s. \end{aligned} \quad (36)$$

Therefore, the second moment of  $P_t(N_{\text{up}} = n)$  is

$$\langle N_{\text{up}}^2 \rangle_t = \langle N_{\text{up}}^2 \rangle_0 + (4 + 3\langle N_{\text{up}} \rangle_0 + \langle N_{\text{up}}^2 \rangle_0) \frac{t}{s+1} - 3 \ln t_s. \quad (37)$$

Thus, in the long time limit the second moment  $\langle N_{\text{up}}^2 \rangle_t$  increases linearly with the network size. The variance is given by

$$\begin{aligned} \text{Var}_t(N_{\text{up}}) &= \text{Var}_0(N_{\text{up}}) + (4 + 3\langle N_{\text{up}} \rangle_0 + \langle N_{\text{up}}^2 \rangle_0) \frac{t}{s+1} \\ &\quad - (2\langle N_{\text{up}} \rangle_0 + 3) \ln t_s - (\ln t_s)^2. \end{aligned} \quad (38)$$

In the long time limit the variance diverges like

$$\text{Var}_t(N_{\text{up}}) \simeq \left( \frac{4 + 3\langle N_{\text{up}} \rangle_0 + \langle N_{\text{up}}^2 \rangle_0}{s+1} \right) t. \quad (39)$$

In the case in which the seed network consists of a single node, the variance is reduced to

$$\text{Var}_t(N_{\text{up}}) \simeq 2t. \quad (40)$$

Thus, in the long time limit the mean number of upstream nodes diverges logarithmically with the network size while the variance of  $P(N_{\text{up}} = n)$  diverges linearly with the network size. This reflects the fact that the power-law distribution of Eq. (31) with  $\alpha = 2$  is a marginal case between  $\alpha > 2$  where the first moment is finite and  $\alpha \leq 2$  where the first moment diverges.

## 5. The number of downstream nodes

Consider a random node  $i$  in the corded DND network. As in other directed networks, only some of the nodes in the network can be reached from  $i$  along directed paths. In the corded DND network, all the nodes that can be reached from  $i$  are older than  $i$  and reside on directed paths from  $i$  to the sink node. Below we calculate the distribution  $P_t(N_{\text{down}} = n)$ , of the number of nodes that can be reached along directed paths from a random node  $i$  at time  $t$ . To this end we derive a recursion equation for  $P_t(N_{\text{down}} = n)$  during the network growth process starting from a seed network of  $s$  nodes in which the distribution of the number of downstream nodes is given by  $P_0(N_{\text{down}} = n)$ , where  $n = 0, 1, \dots, s - 1$ . Clearly,  $P_0(N_{\text{down}} = n) = 0$  for  $n \geq s$ .

At time  $t$  we pick a random mother node,  $M$ . The number of nodes that can be reached from node  $M$  is denoted by  $N_{\text{down}}^M$ . Since  $M$  is chosen randomly,  $P_t(N_{\text{down}}^M = n) = P_t(N_{\text{down}} = n)$ . The number of nodes that can be reached from the daughter node,  $D$ , is thus  $N_{\text{down}}^D = N_{\text{down}}^M + 1$ , because it includes the node  $M$  itself and all its downstream nodes. Thus, the distribution  $P_t(N_{\text{down}}^D = n)$  of the number of nodes that can be reached from node  $D$ , upon its formation at time  $t$ , is given by

$$P_t(N_{\text{down}}^D = n) = P_t(N_{\text{down}} = n - 1). \quad (41)$$

Therefore,

$$P_{t+1}(N_{\text{down}} = n) = \frac{N_t P_t(N_{\text{down}} = n) + P_t(N_{\text{down}}^D = n)}{N_t + 1}. \quad (42)$$

Inserting Eq. (41) into Eq. (42), subtracting  $P_t(N_{\text{down}} = n)$  from both sides and replacing the difference on the left hand side by a time derivative, we obtain

$$\frac{\partial}{\partial t} P_t(N_{\text{down}} = n) = -\frac{P_t(N_{\text{down}} = n) - P_t(N_{\text{down}} = n - 1)}{t + s + 1}. \quad (43)$$

Expressing Eq. (43) in terms of the generating function

$$G_t^{\text{down}}(x) = \sum_{n=0}^{\infty} x^n P_t(N_{\text{down}} = n), \quad (44)$$

we obtain

$$\frac{\partial}{\partial t} G_t^{\text{down}}(x) = \frac{x - 1}{t + s + 1} G_t^{\text{down}}(x). \quad (45)$$

The solution of this equation is

$$G_t^{\text{down}}(x) = \frac{1}{t_s^{1-x}} G_0^{\text{down}}(x), \quad (46)$$

where  $G_0^{\text{down}}(x)$  is the generating function of the distribution of the number of downstream nodes in the seed network,  $P_0(N_{\text{down}} = n)$ . Rewriting Eq. (46) as a series expansion in powers of  $x$ , we find that

$$P_t(N_{\text{down}} = n) = \frac{1}{t_s} \sum_{m=0}^n \frac{P_0(N_{\text{down}} = m) (\ln t_s)^{n-m}}{(n-m)!}. \quad (47)$$

In the case that the seed network consists of a single node,  $s = 1$  and  $P_0(N_{\text{down}} = m) = \delta_{m,0}$ . In this case the distribution of the number of downstream nodes is reduced to a Poisson distribution of the form

$$P_t(N_{\text{down}} = n) = \frac{e^{-\ln(t_s)}(\ln t_s)^n}{n!}, \quad (48)$$

where  $t_s = (t + 2)/2$  and  $\langle N_{\text{down}} \rangle_t = \ln(t_s)$ .

The mean number of downstream nodes is given by

$$\langle N_{\text{down}} \rangle_t = \left. \frac{\partial}{\partial x} G_t^{\text{down}}(x) \right|_{x=1}. \quad (49)$$

Carrying out the differentiation, we obtain

$$\langle N_{\text{down}} \rangle_t = \langle N_{\text{down}} \rangle_0 + \ln t_s. \quad (50)$$

Thus, in the long time limit the mean number of downstream nodes scales like

$$\langle N_{\text{down}} \rangle_t = \ln t. \quad (51)$$

Note that the mean number of downstream nodes, given by Eq. (50), is equal to the mean number of upstream nodes, given by Eq. (33), for any time,  $t$  (including the seed network, for which  $t = 0$ ). This is due to the fact that each directed link, from node  $i$  to node  $j$ , contributes one upstream node to  $j$  and one downstream node to  $i$ .

The second factorial moment is given by

$$\langle N_{\text{down}}(N_{\text{down}} - 1) \rangle_t = \left. \frac{\partial^2}{\partial x^2} G_t^{\text{down}}(x) \right|_{x=1}. \quad (52)$$

Carrying out the differentiation, we obtain

$$\begin{aligned} \langle N_{\text{down}}(N_{\text{down}} - 1) \rangle_t &= \langle N_{\text{down}}(N_{\text{down}} - 1) \rangle_0 \\ &\quad + 2\langle N_{\text{down}} \rangle_0 \ln t_s + (\ln t_s)^2. \end{aligned} \quad (53)$$

Therefore, the second moment of  $P_t(N_{\text{down}} = n)$  is given by

$$\langle N_{\text{down}}^2 \rangle_t = \langle N_{\text{down}}^2 \rangle_0 + (2\langle N_{\text{down}} \rangle_0 + 1) \ln t_s + \ln^2 t_s. \quad (54)$$

The variance of  $P_t(N_{\text{down}} = n)$  is given by

$$\text{Var}_t(N_{\text{down}}) = \text{Var}_0(N_{\text{down}}) + \ln t_s, \quad (55)$$

which in the long time limit converges towards

$$\text{Var}_t(N_{\text{down}}) = \ln t. \quad (56)$$

We thus find that in the long time limit  $\langle N_{\text{down}} \rangle_t = \text{Var}_t(N_{\text{down}}) = \ln t$ , which is consistent with the fact that in this limit the distribution of the number of downstream nodes converges towards a Poisson distribution.

## 6. The mean degree

While in the sections above we focused on properties of the backbone tree, here we start to analyze the structure of the whole DND network. Consider an ensemble of corded DND networks of size  $N_t = t + s$ . The mean degree of such a network ensemble is denoted by  $\langle K \rangle_t = \langle K_{\text{in}} \rangle_t = \langle K_{\text{out}} \rangle_t$ . Selecting a random node, M, for duplication at time  $t$ , the expected out-degree of the daughter node is

$$\langle K_{\text{out}}^{\text{D}} \rangle_t = 1 + p \langle K_{\text{out}} \rangle_t. \quad (57)$$

After the duplication step is completed, the mean out-degree of the network at time  $t + 1$  is given by

$$\langle K_{\text{out}} \rangle_{t+1} = \frac{N_t \langle K_{\text{out}} \rangle_t + \langle K_{\text{out}}^{\text{D}} \rangle_t}{N_t + 1}. \quad (58)$$

Expressing  $\langle K_{\text{out}}^{\text{D}} \rangle_t$  in terms of  $\langle K_{\text{out}} \rangle_t$  we obtain

$$\langle K_{\text{out}} \rangle_{t+1} = \frac{(N_t + p) \langle K_{\text{out}} \rangle_t + 1}{N_t + 1}. \quad (59)$$

Subtracting  $\langle K_{\text{out}} \rangle_t$  from both sides and replacing the difference on the left-hand side by a time derivative we obtain

$$\frac{d}{dt} \langle K_{\text{out}} \rangle_t = \frac{(p - 1) \langle K_{\text{out}} \rangle_t + 1}{t + s + 1}. \quad (60)$$

Starting from a seed network of  $s$  nodes whose mean out-degree is given by  $\langle K_{\text{out}} \rangle_0$ , the solution of Eq. (60) takes the form

$$\langle K_{\text{out}} \rangle_t = \left( \langle K_{\text{out}} \rangle_0 - \frac{1}{1 - p} \right) \frac{1}{t_s^{1-p}} + \frac{1}{1 - p}. \quad (61)$$

At  $t = 0$  the rescaled time is  $t_s = 1$ , while in the long time limit  $t_s \simeq t/(s + 1)$ . In the long limit the first term on the right hand side of Eq. (61) vanishes and the mean out-degree converges to

$$\langle K_{\text{out}} \rangle = \frac{1}{1 - p}. \quad (62)$$

As time proceeds,  $\langle K_{\text{out}} \rangle_t$  converges to its asymptotic values,  $\langle K_{\text{out}} \rangle$ , such that  $\langle K_{\text{out}} \rangle_t - \langle K_{\text{out}} \rangle \sim 1/t_s^{1-p}$ . This power-law dependence on  $t_s$  indicates that the convergence is slow, particularly in the limit of  $p \rightarrow 1$ . The convergence rate can be characterized by the time it takes the difference  $\langle K_{\text{out}} \rangle_t - \langle K_{\text{out}} \rangle$  to be reduced to  $1/e$  of its initial value. This time, which is given by

$$\tau = (s + 1) \left[ \exp \left( \frac{1}{1 - p} \right) - 1 \right], \quad (63)$$

can be used as a crossover time between the short-time regime, in which  $t \ll \tau$  and the long-time regime, in which  $t \gg \tau$ . The crossover time  $\tau$  is proportional to the size of the seed network. Since  $\langle K_{\text{in}} \rangle_t = \langle K_{\text{out}} \rangle_t$ , the mean of the in-degree distribution at time  $t$  is also given by Eq. (61) and in the asymptotic limit by Eq. (62).

## 7. The in-degree distribution

The in-degree distribution  $P_t(K_{\text{in}} = k)$ , of the corded DND network, evolves as the network grows. As a daughter node, D, is added to the network, the in-degrees of the mother node and some of its outgoing neighbors increase by 1. The in-degree of the daughter node itself is  $k_{\text{in}}^{\text{D}} = 0$ , namely  $P_t(K_{\text{in}}^{\text{D}} = k) = \delta_{k,0}$ . The in-degree distribution of the existing nodes, at time  $t + 1$  is given by

$$P_{t+1}(K_{\text{in}} = k) = \frac{1 + (k-1)p}{N_t} P_t(K_{\text{in}} = k-1) + \frac{N_t - (1+kp)}{N_t} P_t(K_{\text{in}} = k). \quad (64)$$

Taking into account the contribution of the newly formed node D, with a suitable normalization, we obtain

$$P_{t+1}(K_{\text{in}} = k) = \frac{1 + (k-1)p}{N_t + 1} P_t(K_{\text{in}} = k-1) + \frac{N_t - (1+kp)}{N_t + 1} P_t(K_{\text{in}} = k) + \frac{\delta_{k,0}}{N_t + 1}. \quad (65)$$

Here the denominator is  $N_t + 1$  rather than  $N_t$  in order to account for the new node. Subtracting  $P_t(K_{\text{in}} = k)$  from both sides and replacing the difference on the left-hand side by a time derivative, we obtain

$$\frac{\partial}{\partial t} P_t(K_{\text{in}} = k) = \frac{1 + (k-1)p}{t + s + 1} P_t(K_{\text{in}} = k-1) - \frac{2 + kp}{t + s + 1} P_t(K_{\text{in}} = k) + \frac{\delta_{k,0}}{t + s + 1}. \quad (66)$$

Expressing this equation in terms of the generating function

$$G_t^{\text{in}}(x) = \sum_{k=0}^{\infty} x^k P_t(K_{\text{in}} = k) \quad (67)$$

we obtain

$$\frac{\partial}{\partial t} G_t^{\text{in}}(x) = \frac{1}{t + s + 1} \left[ px(x-1) \frac{\partial}{\partial x} G_t(x) + (x-2)G_t(x) + 1 \right], \quad (68)$$

with the initial condition

$$G_0^{\text{in}}(x) = \sum_{k=0}^{\infty} x^k P_0(K_{\text{in}} = k). \quad (69)$$

The solution of Eq. (68) is

$$\begin{aligned}
G_t^{\text{in}}(x) &= \frac{1}{t_s} \left[ \frac{1}{x + (1-x)t_s^p} \right]^{\frac{1}{p}} G_0^{\text{in}} \left[ \frac{x}{x + (1-x)t_s^p} \right] \\
&\quad - \frac{1}{2} \left[ \frac{\sqrt{1-x}}{x + (1-x)t_s^p} \right]^{\frac{2}{p}} {}_2F_1 \left[ 1 + \frac{1}{p}, \frac{2}{p}; 1 + \frac{2}{p}; \frac{x}{x + (1-x)t_s^p} \right] \\
&\quad + \frac{1}{2} {}_2F_1 \left( 1, \frac{1}{p}; 1 + \frac{2}{p}; x \right), \tag{70}
\end{aligned}$$

where  $t_s$  is given by Eq. (9) and  ${}_2F_1(a, b, c, z)$  is the hypergeometric function [48]. In the long time limit,  $t \rightarrow \infty$ , the first two terms on the right hand side of Eq. (70) vanish and  $G_t^{\text{in}}(x)$  converges towards an asymptotic form which is given by

$$G^{\text{in}}(x) = \frac{1}{2} {}_2F_1 \left( 1, \frac{1}{p}; 1 + \frac{2}{p}; x \right). \tag{71}$$

Expressing  $G^{\text{in}}(x)$  using a series expansion in powers of  $x$ , we obtain

$$G^{\text{in}}(x) = \sum_{k=0}^{\infty} \frac{\Gamma\left(\frac{2}{p}\right) \Gamma\left(\frac{1}{p} + k\right)}{(2 + pk) \Gamma\left(\frac{1}{p}\right) \Gamma\left(\frac{2}{p} + k\right)} x^k, \tag{72}$$

where  $\Gamma(z)$  is the Gamma function. Eq. (72) implies that the in-degree distribution in the long time limit is given by

$$P(K_{\text{in}} = k) = \frac{\Gamma\left(\frac{2}{p}\right) \Gamma\left(\frac{1}{p} + k\right)}{(2 + pk) \Gamma\left(\frac{1}{p}\right) \Gamma\left(\frac{2}{p} + k\right)}. \tag{73}$$

In the asymptotic limit of large  $k$ , one can use the expansion

$$\frac{\Gamma\left(\frac{1}{p} + k\right)}{\Gamma\left(\frac{2}{p} + k\right)} \simeq \frac{p^{1/p}}{(2 + pk)^{1/p}} \left[ 1 + \frac{1+p}{2p^2k} + \mathcal{O}\left(\frac{1}{k^2}\right) \right]. \tag{74}$$

Therefore, in the long time limit the tail of the in-degree distribution is given by

$$P(K_{\text{in}} = k) = \frac{\Gamma\left(\frac{2}{p}\right)}{\Gamma\left(\frac{1}{p}\right)} \frac{p^{1/p}}{(2 + pk)^{1+1/p}}. \tag{75}$$

The tail of the in-degree distribution thus follows a power-law distribution of the form

$$P(K_{\text{in}} = k) \sim k^{-\gamma}, \tag{76}$$

where

$$\gamma = 1 + \frac{1}{p}. \tag{77}$$



From Eq. (75) it is found that the crossover from the behavior at low degrees to the power-law tail takes place at  $k \simeq 2/p$ . Thus, the lower cutoff of the power-law behavior is at

$$k_{\text{lower\_cutoff}} \simeq \frac{2}{p}. \quad (78)$$

For a finite network of  $N_t$  nodes the distribution  $P(K_{\text{in}} = k)$ , given by Eq. (75) is bounded by an upper cutoff, which is given by  $P(K_{\text{in}} = k) \simeq 1/N_t$ . Using the Stirling approximation to evaluate  $\Gamma(2/p)$  and  $\Gamma(1/p)$  we find that the upper cutoff is

$$k_{\text{upper\_cutoff}} \simeq \frac{N_t^{\frac{p}{p+1}}}{p}. \quad (79)$$

The exponent  $\gamma$ , given by Eq. (77), satisfies the condition  $\gamma > 2$  for the whole range of  $0 < p < 1$ , thus the first moment of  $P(K_{\text{in}} = k)$  is finite even in the infinite network limit. For  $p \geq 1/2$ , the exponent  $\gamma$  satisfies  $2 < \gamma \leq 3$ , which means that in the infinite network limit the second moment of  $P(K_{\text{in}} = k)$  diverges, while for  $p < 1/2$ ,  $\gamma > 3$  and the second moment is finite.

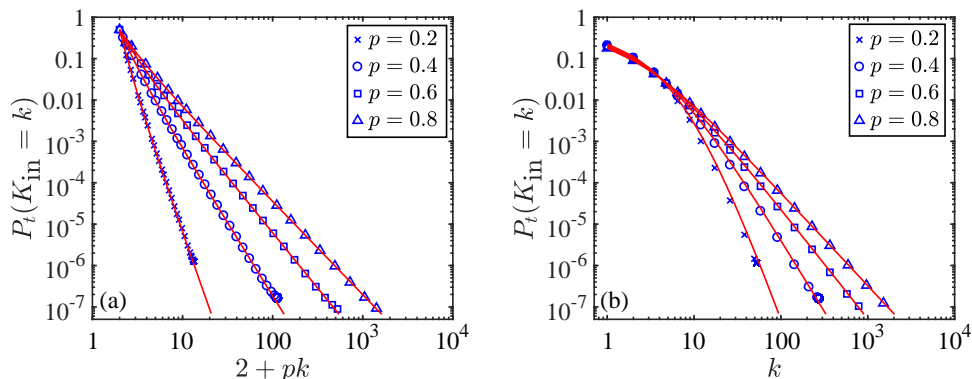
In the limit of  $p \rightarrow 0^+$ , it can be shown that the in-degree distribution presented by Eq. (73) is reduced to the in-degree distribution of the backbone tree, given by Eq. (14). This is done by using the asymptotic expansion of  $\Gamma(x)$  in the limit  $x = 1/p \rightarrow \infty$ , where  $\ln \Gamma(x) \simeq x \ln x - x$ . Using this expansion we find that in the limit of  $p \rightarrow 0^+$

$$\frac{\Gamma\left(\frac{2}{p}\right) \Gamma\left(\frac{1}{p} + k\right)}{\Gamma\left(\frac{1}{p}\right) \Gamma\left(\frac{2}{p} + k\right)} \rightarrow \frac{1}{2^k}. \quad (80)$$

Inserting this result in Eq. (73) for the asymptotic form of the in-degree distribution, it coincides with Eq. (14) for the in-degree distribution of the backbone tree. Similarly, in the limit of  $p \rightarrow 0^+$  the generating function  $G_t^{\text{in}}(x)$  given by Eq. (70) coincides with the corresponding generating function of the backbone tree, given by Eq. (7). More specifically, as  $p \rightarrow 0^+$  the first term in Eq. (70) converges towards  $G_0^{\text{in}}(x)/t_s^{2-x}$ , the second term converges towards  $-[(2-x)t_s^{2-x}]^{-1}$  and the third term converges towards  $1/(2-x)$ .

In the limit of  $p \rightarrow 1^-$ , at long times, the in-degree distribution presented by Eq. (73) converges towards the distribution of the number of upstream nodes. This is due to the fact that in this limit essentially all the upstream nodes of a random node,  $i$ , form directed links to  $i$ . In this limit, Eq. (73) is reduced to the form  $P(K_{\text{in}} = k) = 1/(k+2)^2$ , which in the large  $k$  limit coincides with the distribution  $P(N_{\text{up}}) = 1/[(n+1)(n+2)]$ , given by Eq. (30).

In Fig. 3 we present analytical results (solid lines) for the in-degree distribution,  $P_t(K_{\text{in}} = k)$ , of the corded DND network, on a log-log scale, as a function of  $2 + pk$  (a) and as a function of  $k$  (b), for  $t = 10^6$  and  $p = 0.2, 0.4, 0.6$  and  $0.8$ , obtained from Eq. (73). The analytical results are found to be in excellent agreement with the results



**Figure 3.** Analytical results (solid lines) for the in-degree distribution  $P_t(K_{\text{in}} = k)$ , of the corded DND network for  $p = 0.2, 0.4, 0.6$  and  $0.8$ , on a log-log scale: (a) as a function of  $2 + pk$ ; and (b) as a function of  $k$ . The analytical results are found to be in very good agreement with simulation results (symbols). The fact that the results shown in (a) are well fitted by straight lines over the whole range confirms that the in-degree distribution follows a shifted power-law distribution of the form  $P_t(K_{\text{in}} = k) \sim (2 + pk)^{-\gamma}$ , where the exponent is given by  $\gamma = 1 + 1/p$ . The effect of the shift is apparent in (b) where there is a crossover from a power-law tail for large  $k$  to a non-scaling regime for small  $k$ .

obtained from computer simulations (symbols). The straight lines in Fig. 3(a) confirm the result that the in-degree distribution follows a shifted power-law distribution.

The mean of the in-degree distribution can be obtained by differentiating the generating function, namely

$$\langle K_{\text{in}} \rangle_t = \left. \frac{\partial}{\partial x} G_t^{\text{in}}(x) \right|_{x=1}. \quad (81)$$

Carrying out the differentiation, we obtain

$$\langle K_{\text{in}} \rangle_t = \left( \langle K_{\text{in}} \rangle_0 - \frac{1}{1-p} \right) \frac{1}{t_s^{1-p}} + \frac{1}{1-p}, \quad (82)$$

where  $t_s$  is given by Eq. (9), matching the results of Eq. (61), in agreement with the condition that  $\langle K_{\text{in}} \rangle = \langle K_{\text{out}} \rangle$ . In the long time limit the first term on the right hand side of Eq. (82) vanishes and  $\langle K_{\text{in}} \rangle$  converges to the asymptotic value  $\langle K_{\text{in}} \rangle = 1/(1-p)$ . The second factorial moment of the degree distribution, in the long time limit, is given by

$$\langle K_{\text{in}}(K_{\text{in}} - 1) \rangle = \left. \frac{\partial^2}{\partial x^2} G^{\text{in}}(x) \right|_{x=1}. \quad (83)$$

Carrying out the differentiation, we obtain

$$\langle K_{\text{in}}(K_{\text{in}} - 1) \rangle = \frac{{}_2F_1\left(3, 2 + \frac{1}{p}; 3 + \frac{2}{p}; 1\right)}{2(2+p)} = \frac{2(1+p)}{(1-p)(1-2p)}. \quad (84)$$

Summing up Eqs. (82) and (84), we obtain

$$\langle K_{\text{in}}^2 \rangle = \frac{3}{(1-p)(1-2p)}. \quad (85)$$

The variance  $\text{Var}(K_{\text{in}}) = \langle K_{\text{in}}^2 \rangle - \langle K_{\text{in}} \rangle^2$ , in the long time limit, is thus given by

$$\text{Var}(K_{\text{in}}) = \frac{2-p}{(1-p)^2(1-2p)}. \quad (86)$$

Note that Eqs. (84)-(86) for the second moment and the variance of  $P(K_{\text{in}} = k)$  are valid only for  $0 \leq p < 1/2$ . As  $p$  approaches  $1/2$  from below, the second moment  $\langle K_{\text{in}} \rangle$ , given by Eq. (85) diverges. This is due to the fact that in the limit  $p \rightarrow 1/2^-$ , the exponent  $\gamma$ , in Eq. (75), satisfies  $\gamma \rightarrow 3^+$ .

Working out higher order derivatives, one can show that the factorial moments are given by

$$\langle K_{\text{in}}(K_{\text{in}} - 1) \dots (K_{\text{in}} - n + 1) \rangle = \frac{\partial^n}{\partial x^n} G^{\text{in}}(x) \Big|_{x=1}. \quad (87)$$

Carrying out the differentiations we obtain

$$\langle K_{\text{in}}(K_{\text{in}} - 1) \dots (K_{\text{in}} - n + 1) \rangle = \frac{n!}{1-np} \prod_{k=1}^{n-1} \frac{1+kp}{1-kp}. \quad (88)$$

The moments  $\langle K_{\text{in}}^n \rangle$  can be obtained from the factorial moments, using the relation

$$\langle K_{\text{in}}^n \rangle = \sum_{r=0}^n \left\{ \begin{matrix} n \\ r \end{matrix} \right\} \langle K_{\text{in}}(K_{\text{in}} - 1) \dots (K_{\text{in}} - n + 1) \rangle, \quad (89)$$

where

$$\left\{ \begin{matrix} n \\ k \end{matrix} \right\} = \frac{1}{k!} \sum_{r=0}^n (-1)^{k-r} \binom{k}{r} r^n \quad (90)$$

is the Stirling number of the second kind, which represents the number of ways to partition a set of  $n$  objects into  $k$  non-empty subsets [48]. Therefore, the  $n^{\text{th}}$  moment of the in-degree distribution is given by

$$\langle K_{\text{in}}^n \rangle = \sum_{r=0}^n \sum_{j=0}^r (-1)^{r-j} \binom{r}{j} j^n \frac{1}{1-rp} \prod_{k=1}^{r-1} \frac{1+kp}{1-kp}. \quad (91)$$

Note that the moment  $\langle K_{\text{in}}^n \rangle$  is bounded only for values of  $p$  in the range  $0 < p < 1/n$ .

## 8. The out-degree distribution

While the in-degree of a node in the corded DND network may continue to increase as new nodes are added to the network, the out-degree is determined upon formation of the node. The out-degree distribution,  $P_t^D(K_{\text{out}} = k)$ , of a newly formed daughter node at time  $t$  is given by

$$P_t^D(K_{\text{out}} = k) = \sum_{m=k-1}^{\infty} \binom{m}{k-1} p^{k-1} (1-p)^{m-k+1} P_t(K_{\text{out}} = m). \quad (92)$$

Taking into account the contribution of D to the out-degree distribution of the network we obtain

$$P_{t+1}(K_{\text{out}} = k) = \frac{N_t P_t(K_{\text{out}} = k)}{N_t + 1} + \frac{\sum_{m=k-1}^{\infty} \binom{m}{k-1} p^{k-1} (1-p)^{m-k+1} P_t(K_{\text{out}} = m)}{N_t + 1}. \quad (93)$$

Subtracting  $P_t(K_{\text{out}} = k)$  from both sides and replacing the difference on the left hand side by a time derivative, we obtain

$$\frac{\partial}{\partial t} P_t(K_{\text{out}} = k) = \frac{-P_t(K_{\text{out}} = k)}{t + s + 1} + \frac{\sum_{m=k-1}^{\infty} \binom{m}{k-1} p^{k-1} (1-p)^{m-k+1} P_t(K_{\text{out}} = m)}{t + s + 1}. \quad (94)$$

Assuming that  $P_t(K_{\text{out}} = k)$  converges to a steady state such that in the long time limit  $dP_t(K_{\text{out}} = k)/dt = 0$ , one obtains an equation for the asymptotic distribution  $P(K_{\text{out}} = k)$ , which takes the form

$$P(K_{\text{out}} = k) = \sum_{m=k-1}^{\infty} \binom{m}{k-1} p^{k-1} (1-p)^{m-k+1} P(K_{\text{out}} = m). \quad (95)$$

The generating function of the out-degree distribution, in the long time limit, is given by

$$G^{\text{out}}(x) = \sum_{k=0}^{\infty} x^k P(K^{\text{out}} = k). \quad (96)$$

Inserting the right hand side of Eq. (95) in Eq. (96) and carrying out the summations, one finds that  $G^{\text{out}}(x)$  satisfies

$$G^{\text{out}}(x) = xG^{\text{out}}(1 - p + px). \quad (97)$$

Differentiating both sides with respect to  $x$ , we obtain

$$\frac{d}{dx} G^{\text{out}}(x) = G^{\text{out}}(1 - p + px) + xp \frac{d}{dx} G^{\text{out}}(1 - p + px). \quad (98)$$

Taking the  $n^{\text{th}}$  derivative we obtain

$$\begin{aligned} \frac{d^n}{dx^n} G^{\text{out}}(x) &= np^{n-1} \frac{d^{n-1}}{dx^{n-1}} G^{\text{out}}(1-p+px) \\ &\quad + xp^n \frac{d^n}{dx^n} G^{\text{out}}(1-p+px). \end{aligned} \quad (99)$$

Inserting  $x = 1$  enables us to express the  $n^{\text{th}}$  derivative of  $G^{\text{out}}(x)|_{x=1}$  in terms of the  $(n-1)^{\text{th}}$  derivative, in the form

$$\frac{d^n}{dx^n} G^{\text{out}}(x) \Big|_{x=1} = \frac{np^{n-1}}{1-p^n} \frac{d^{n-1}}{dx^{n-1}} G^{\text{out}}(x) \Big|_{x=1}. \quad (100)$$

Using this relation recursively for  $n' = 1, 2, \dots, n$ , we obtain

$$\frac{d^n}{dx^n} G^{\text{out}}(x) \Big|_{x=1} = \frac{n! p^{n(n-1)/2}}{\prod_{r=1}^n (1-p^r)}. \quad (101)$$

The generating function can be expressed in terms of a series expansion around  $x = 1$ , which takes the form

$$G^{\text{out}}(x) = \sum_{n=0}^{\infty} \frac{(x-1)^n}{n!} \frac{d^n}{dx^n} G^{\text{out}}(x) \Big|_{x=1}. \quad (102)$$

Inserting the right hand side of Eq. (101) into Eq. (102), the generating function can be expressed in the form

$$G^{\text{out}}(x) = 1 + \sum_{n=1}^{\infty} \frac{p^{n(n-1)/2}}{\prod_{r=1}^n (1-p^r)} (x-1)^n. \quad (103)$$

Using the relation

$$P(K_{\text{out}} = k) = \frac{1}{k!} \frac{d^k}{dx^k} G^{\text{out}}(x) \Big|_{x=0}, \quad (104)$$

we treat separately the cases of  $k = 0$  and  $k \geq 1$ . For  $k = 0$  we obtain

$$P(K_{\text{out}} = 0) = 1 + \sum_{n=1}^{\infty} \frac{(-1)^n p^{n(n-1)/2}}{\prod_{r=1}^n (1-p^r)}. \quad (105)$$

Using Eqs. (A.9) and (A.3) we find that

$$P(K_{\text{out}} = 0) = (1, p)_{\infty} = 0. \quad (106)$$

For  $k \geq 1$  we obtain

$$P(K_{\text{out}} = k) = \sum_{n=k}^{\infty} \binom{n}{k} \frac{(-1)^{n-k} p^{n(n-1)/2}}{\prod_{r=1}^n (1-p^r)}, \quad (107)$$

This is a closed form expression for the out-degree distribution.

In the limit of  $p \rightarrow 1^-$  Eq. (94) is reduced to the form

$$\frac{\partial}{\partial t} P_t(K_{\text{out}} = k) = -\frac{P_t(K_{\text{out}} = k) - P_t(K_{\text{out}} = k - 1)}{t + s + 1}. \quad (108)$$

The structure of Eq. (108) is identical to that of Eq. (43), which describes the time dependence of  $P_t(N_{\text{down}} = n)$ . This similarity reflects the fact that in the limit of  $p \rightarrow 1^-$  each node is connected by outgoing links to all its downstream nodes. Therefore, in this limit  $P_t(K_{\text{out}} = k) = P_t(N_{\text{down}} = k)$ , namely

$$P_t(K_{\text{out}} = k) = \frac{1}{t_s} \sum_{m=0}^k \frac{P_0(K_{\text{out}} = m) (\ln t_s)^{k-m}}{(k-m)!}. \quad (109)$$

The  $n^{\text{th}}$  factorial moment of  $P(K_{\text{out}} = k)$  can be expressed by

$$\langle K_{\text{out}}(K_{\text{out}} - 1) \dots (K_{\text{out}} - n + 1) \rangle = \left. \frac{\partial^k}{\partial x^k} G^{\text{out}}(x) \right|_{x=1}. \quad (110)$$

In particular, the mean out-degree, obtained from Eq. (110) with  $n = 1$ , is given by

$$\langle K_{\text{out}} \rangle = \frac{1}{1-p}. \quad (111)$$

The second factorial moment, obtained from Eq. (110) with  $n = 2$ , is given by

$$\langle K_{\text{out}}(K_{\text{out}} - 1) \rangle = \frac{2p}{(1-p)^2(1+p)}. \quad (112)$$

The variance of  $P(K_{\text{out}} = k)$  is thus given by

$$\text{Var}(K_{\text{out}}) = \frac{p}{1-p}. \quad (113)$$

The  $n^{\text{th}}$  moment  $\langle K_{\text{out}}^n \rangle$  can be expressed in terms of the factorial moments, in the form

$$\langle K_{\text{out}}^n \rangle = \sum_{k=0}^n \left\{ \begin{matrix} n \\ k \end{matrix} \right\} \langle K_{\text{out}}(K_{\text{out}} - 1) \dots (K_{\text{out}} - k + 1) \rangle, \quad (114)$$

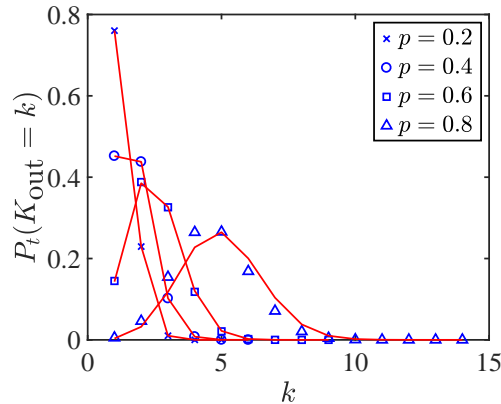
where  $\left\{ \begin{matrix} n \\ k \end{matrix} \right\}$  is the Stirling number of the second kind.

In Appendix B we consider the behavior of the out-degree distribution in the limit of  $p \ll 1$ . We show that in this limit, the distribution  $P(K_{\text{out}} = k)$  converges towards a Poisson-like distribution of the form

$$P(K_{\text{out}} = k) = \frac{\left(\frac{p}{1-p}\right)^{k-1}}{(k-1)!} e^{-\left(\frac{p}{1-p}\right)}. \quad (115)$$

In Appendix C we consider the behavior of the out-degree distribution in the limit of  $p \simeq 1$ . We show that in this limit the distribution  $P(K_{\text{out}} = k)$  converges towards a Gaussian distribution.

In Fig. 4 we present analytical results (solid lines) for the out-degree distribution  $P(K_{\text{out}} = k)$ , of the corded DND network, for  $t = 10^6$  and  $p = 0.2, 0.4, 0.6$  and  $0.8$ , obtained from Eq. (107). The analytical results are in very good agreement with the results obtained from computer simulations (symbols). It is found that as  $p$  is increased, the out-degree distribution becomes broader and nodes with higher out-degrees become more probable.



**Figure 4.** Analytical results (solid lines) for the out-degree distribution  $P_t(K_{\text{out}} = k)$ , of the corded DND network as a function of  $k$ , for  $p = 0.2, 0.4, 0.6$  and  $0.8$ . The analytical results are found to be in good agreement with the results obtained from computer simulations (symbols). As  $p$  is increased, the peak of the out-degree distribution shifts to the right and becomes broader.

## 9. Discussion

The corded DND model differs from its undirected counterpart in several ways. Unlike the undirected model in which  $D$  may form probabilistic links to all the neighbors of  $M$ , in the directed model it may form (directed) probabilistic links only to the outgoing neighbors of  $M$  and not to the incoming neighbors of  $M$ . In the undirected network each pair of nodes is connected by at least one path. The distribution of shortest path lengths (DSPL) in the undirected ND network was recently studied [27]. It was found that in the long time limit the mean distance  $\langle L \rangle_t$  scales like  $\langle L \rangle_t \sim \ln N_t$ , where  $N_t$  is the network size at time  $t$ . The mean distance thus scales logarithmically with the network size, which means that the corded ND network is a small world network. In contrast, in the corded DND network, from each node one can access along directed paths only those older nodes that reside along the same branch of the backbone tree. As a result, the probability that two random nodes are connected by a directed path scales like  $\ln N_t / N_t$ . Therefore, the corded DND network is not a small world network.

In directed networks it is important to distinguish between the in-degree distribution and the out-degree distribution. We find that the in-degree distribution follows a shifted power-law distribution. The out-degree distribution converges to a Poisson distribution for  $p \ll 1$  and to a Gaussian distribution for  $p \simeq 1$ . Unlike the undirected ND network, the DND network does not exhibit a structural phase transition from a sparse phase to a dense phase. Its structure over the whole range of  $0 < p < 1$  resembles the sparse phase of the undirected network and it does not exhibit a dense phase.

The corded DND model may be useful in the study of scientific citation networks. In these networks each new paper emanates from one or more papers which were previously published in the literature. The earlier papers, which are cited in the new paper, are

analogous to the mother node in the corded DND network. More specifically, each paper is represented by a node and each citation is represented by a directed link from the citing paper to the cited paper. The in-degree of each node is the number of citations received by the corresponding paper, while the out-degree is the number of papers that appear in the reference list at the end of the paper. Clearly, the out-degree of a paper is easily accessible and is fixed once the paper is published. In contrast, the in-degree of a paper is initially zero and it may grow as the paper gets cited by subsequent papers. The citations of each paper are spread throughout the scientific literature. Gathering this information requires an effort. It can be obtained from search engines such as the Institute of Scientific Information (ISI) Web of Knowledge and Google Scholar.

Using large data sets of papers and citations, obtained from the ISI and from the American Physical Society, it was found that the distribution of in-degrees in scientific citation networks is a fat-tail distribution that can be well fitted by a shifted power-law distribution [38]. The broad distribution of the number of citations received by different papers can be attributed to the large variability in the quality and relevance of the published papers. However, it is also enhanced by the cumulative advantage mechanism [49, 50], namely the fact that a paper that already received citations is more likely to receive additional citations in the future. This correlation was studied in Ref. [39] using all the papers published in the Physical Review journals between 1893 and 2003. It was found that the expected number of citations a paper will receive during year  $t + 1$  is linearly proportional to the number of citations it had up to year  $t$ . This can be attributed to the fact that any existing citation provides an additional channel through which the cited paper can be reached. Unlike the in-degree distribution, it was found that the distribution of out-degrees in scientific citation networks is a narrow distribution. This can be explained by a few effects. First, the authors need a minimal number of citations in order to put their paper in proper perspective, but excessive reference lists are counter-productive. A similar yet slightly different perspective, suggested by [42], is that authors try to comply with what is accepted in their research field in terms of references, implying that there is a feedback mechanism that forces the authors to adhere to some typical length of the reference list. This results in a relatively narrow distribution of out-degrees. This is unlike the in-degrees that are determined by the citation dynamics of a paper, where the decision on whether to cite it comes from many uncoordinated authors and during a long period of time.

The corded DND model captures some essential properties of scientific citation networks. It is a directed network whose links point from the citing paper to the cited paper. The probabilistic links from the daughter node to outgoing neighbors of the mother node correspond to the fact that a citation of a paper is often accompanied by citations to some of the earlier papers that appear in its reference list. These probabilistic links also invoke the preferential attachment mechanism, because the probability of a node to receive such link is proportional to its in-degree. This is the mechanism that gives rise to the power-law tail of the in-degree distribution. The shift in the power-law degree distribution is due to the fact that the deterministic links are



formed by random attachment with no preference to high degree nodes.

The corded DND network provides insight on the structure of the scientific citation networks. In particular, it indicates that for a given paper, the typical number of papers that are connected to it by directed paths of citations (in the past or future) scales like  $\ln N$ , where  $N$  is the network size. This implies that the scientific literature is highly fragmented in the sense that most pairs of papers are not connected via chains of citations and thus the network is not a small-world network. The distribution of the number of downstream nodes sheds new light on the way the impact of a paper may be evaluated, namely not only in terms of the direct citations but also in terms of the cumulative effect of all the subsequent indirect citations.

There are some features of citation networks that are not captured by the corded DND model. In this model, at time  $t$  all nodes are equally likely to be selected as a mother node. However, in citation networks there is a phenomenon referred to as 'aging' of papers, namely an old paper is less likely to be cited than a new paper [41, 42]. This can be incorporated into the model by assigning an aging factor  $a(\tau)$ , where  $\tau = t - t'$ , which represents the likelihood that a node that was formed at time  $t'$  will be selected as a mother node at time  $t$ . The function  $a(\tau)$  is defined for  $\tau \geq 1$  and is a monotonically decreasing function of  $\tau$ .

An important difference between the model and actual citation networks is in the way the time is defined. In empirical studies of citation networks, all the papers from a given year are often grouped together. In some cases the internal order in the publication dates within a given year is ignored. Since the number of papers published each year increases exponentially over the last seven decades, this approach makes it difficult to compare the properties of the network in different periods. In the corded DND model, the clock is advanced by one time unit each time a new paper appears. This is a convenient choice because papers (or nodes) appear in discrete units and thus it is most suitable to use discrete time. This choice of time is also invariant to the actual rate of publication of papers, which can be one paper per hour, day, week or month depending on the size of the scientific field and the number of journals included in the analysis. We believe that using an internal clock based on a simple counting of the papers under study in the order of their dates of publication is likely to simplify the analysis. Moreover, it is likely to be insensitive to the increasing rate of publication and provide a more consistent picture over long periods of time. Alternatively, one can use the model in a way that accounts for the variable yearly production of papers, by labeling the nodes accordingly.

In the context of citation networks the mother node can be considered as the primary reference of the new paper. This can be the reference whose reading by the author of the new paper inspired its writing. In citation networks there may be several primary references in the reference list of a given paper, sometimes referred as direct (as opposed to secondary or indirect) citations [42]. It would be interesting to generalize the corded DND model to account for this possibility. In such a generalized model there will be deterministic links to several random nodes and probabilistic links to their outgoing

neighbors. Such a model may not be analytically tractable, but the exact results of the current single-primary-reference model could be used as a starting point for a systematic approximation scheme, to be verified by extensive computer simulations. The key insight is that if indeed many such primary references motivate a certain research they are rather far away from each other in the network, or otherwise they could be considered part of the same sub-cluster with one of them being a single primary source.

In the corded DND model it is essentially assumed that all nodes are born equal and the accumulation of incoming links is a random process. Of course, as scientists who write papers, we do not actually believe that this is indeed the case. This aspect is sometimes referred to as initial attractivity [50, 51] or fitness distributions of papers [43]. It would be interesting to study a modified version of the model, in which each node, upon formation, is endowed with a 'citability index'  $0 < \sigma < 1$ , which would account for the likelihood that this node will be selected for duplication at a later time. The distribution of citability indices would represent the variability in the quality, interest and relevance of the published papers.

## 10. Summary

We have studied a theoretical model of a directed network, which grows by a node duplication mechanism. In this model, referred to as the corded DND model, at each time step a random mother node is duplicated. The daughter node acquires a directed link to the mother node, and with probability  $p$  a link to each one of its outgoing neighbors. We obtained exact analytical results for the time dependent distributions of the in-degrees and the out-degrees of nodes in the resulting network. The out-degrees exhibit a narrow distribution, which converges to a Poisson distribution in the limit of  $p \ll 1$  and to a Gaussian distribution in the limit of  $p \simeq 1$ . The in-degrees follow a shifted power-law distribution, which means that the network is asymptotically a scale-free network, with a power-law degree distribution of the form  $P(K_{\text{in}} = k) \sim k^{-\gamma}$  where  $\gamma = 1 + 1/p$ . The mean degree is identical for the in-degree and out-degree distributions and in the asymptotic it converges to  $\langle K \rangle = 1/(1 - p)$  for the whole range of  $0 < p < 1$ . This is in contrast to the undirected corded ND network, which exhibits a structural phase transition at  $p = 1/2$  between the sparse network regime of  $p < 1/2$  and the dense network regime of  $p > 1/2$ , in which the mean degree diverges in the large network limit [25, 26].

Since the network is directed not all pairs of nodes are connected by directed paths even though the corresponding undirected network consists of a single connected component. To analyze the connectivity of the network we derived master equations for the distribution of the number of upstream nodes  $P_t(N_{\text{up}} = n)$ , and for the distribution of the number of downstream nodes  $P_t(N_{\text{down}} = n)$ . The two distributions are very different from each other. In the asymptotic limit,  $P_t(N_{\text{up}} = n) \sim 1/n^2$ , while  $P_t(N_{\text{down}} = n)$  is given by a sum of Poisson-like terms. However, by a conservation law the two distributions satisfy  $\langle N_{\text{up}} \rangle = \langle N_{\text{down}} \rangle \sim \ln N_t$ . This means that in the large network

limit the probability that a random pair of nodes  $i$  and  $j$  are connected by a directed path from  $i$  to  $j$  scales like  $\ln N_t/N_t$ . Thus, the fraction of pairs of nodes that are connected by directed paths diminishes like  $\ln N_t/N_t$  as the network size increases, while most pairs of nodes are not connected by directed paths. Therefore, the corded DND network is not a small-world network, unlike the corded undirected node duplication network.

This work was supported by the Israel Science Foundation grant no. 1682/18.

## Appendix A. A useful identity based on the q-Pochhammer symbol

In this Appendix we prove a mathematical identity that will be useful for the analysis of the out-degree distribution in the limit of  $p \ll 1$ . To this end, we use the q-Pochhammer symbol, which is defined by [52]

$$(\xi; p)_n = \prod_{k=0}^{n-1} (1 - p^k \xi). \quad (\text{A.1})$$

For  $n = \infty$  it can be expressed by

$$(\xi; p)_\infty = \prod_{k=0}^{\infty} (1 - p^k \xi), \quad (\text{A.2})$$

or by

$$(\xi; p)_\infty = (1 - \xi) \prod_{k=1}^{\infty} (1 - p^k \xi). \quad (\text{A.3})$$

Using the q-binomial theorem, one can represent the q-Pochhammer symbol as a sum of the form [48]

$$(\xi; p)_n = \sum_{k=0}^n \begin{bmatrix} n \\ k \end{bmatrix}_p p^{k(k-1)/2} (-\xi)^k, \quad (\text{A.4})$$

where  $\begin{bmatrix} n \\ k \end{bmatrix}_p$  is the q-binomial coefficient, given by

$$\begin{bmatrix} n \\ k \end{bmatrix}_p = \frac{(p; p)_n}{(p; p)_k (p; p)_{n-k}}. \quad (\text{A.5})$$

In the limit of  $n \rightarrow \infty$

$$\begin{bmatrix} n \\ k \end{bmatrix}_p \rightarrow \frac{1}{(p; p)_k}. \quad (\text{A.6})$$

Inserting this result in Eq. (A.4), we obtain

$$(\xi; p)_\infty = \sum_{k=0}^{\infty} \frac{(-1)^k p^{k(k-1)/2}}{(p; p)_k} \xi^k. \quad (\text{A.7})$$

The term  $(p; p)_k$  can be written explicitly in the form

$$(p; p)_k = \prod_{r=1}^k (1 - p^r). \quad (\text{A.8})$$

Note that for  $k = 0$ ,  $(p; p)_0 = 1$ , in analogy to the fact that  $0! = 1$ . Inserting the expression for  $(p; p)_k$  from Eq. (A.8) into Eq. (A.7), we obtain

$$(\xi, p)_\infty = 1 + \sum_{k=1}^{\infty} \frac{(-1)^k p^{k(k-1)/2}}{\prod_{r=1}^k (1 - p^r)} \xi^k. \quad (\text{A.9})$$

Splitting the right hand side of Eq. (A.9) into two summations, we obtain

$$(\xi, p)_\infty = 1 + \sum_{k=1}^{\infty} \frac{(-1)^k p^{k(k+1)/2}}{\prod_{r=1}^k (1 - p^r)} \xi^k - \sum_{k=1}^{\infty} \frac{(-1)^{k-1} p^{k(k-1)/2}}{\prod_{r=1}^{k-1} (1 - p^r)} \xi^k. \quad (\text{A.10})$$

Re-adjusting the lower bound of the second sum to  $k = 0$  and combining the summations we obtain

$$(\xi, p)_\infty = (1 - \xi) \left[ 1 + \sum_{k=1}^{\infty} \frac{(-1)^k p^{k(k+1)/2}}{\prod_{r=1}^k (1 - p^r)} \xi^k \right]. \quad (\text{A.11})$$

Comparing the right hand sides of Eqs. (A.3) and (A.11), we find that

$$\prod_{k=1}^{\infty} (1 - p^k \xi) = 1 + \sum_{k=1}^{\infty} \frac{(-1)^k p^{k(k+1)/2}}{\prod_{r=1}^k (1 - p^r)} \xi^k. \quad (\text{A.12})$$

## Appendix B. The out-degree distribution in the limit of $p \ll 1$

The generating function  $G^{\text{out}}(x)$  of the out-degree distribution, given by Eq. (103), can be expressed in the form

$$G^{\text{out}}(x) = 1 + \sum_{k=1}^{\infty} \frac{(-1)^k p^{k(k+1)/2}}{\prod_{r=1}^k (1 - p^r)} \left( \frac{1-x}{p} \right)^k. \quad (\text{B.1})$$

Using Eq. (A.12) we obtain

$$G^{\text{out}}(x) = \prod_{k=0}^{\infty} [1 - p^k (1-x)]. \quad (\text{B.2})$$

From this expression, one can obtain the moment generating function  $M(x)$ , which takes the form

$$M(x) = G^{\text{out}}(e^x) = \prod_{k=0}^{\infty} [1 + p^k (e^x - 1)] \quad (\text{B.3})$$

and the cumulant generating function,  $H(x) = \ln M(x)$ , which takes the form

$$H(x) = \sum_{k=0}^{\infty} \ln [1 + p^k (e^x - 1)]. \quad (\text{B.4})$$

Expressing the logarithmic function as a power series in the small parameter  $p^k(e^x - 1)$ , we obtain

$$H(x) = \sum_{k=0}^{\infty} \sum_{n=1}^{\infty} \frac{(-1)^{n+1}}{n} [p^k(e^x - 1)]^n. \quad (\text{B.5})$$

Writing out the binomial expansion, we obtain

$$H(x) = - \sum_{k=0}^{\infty} \sum_{n=1}^{\infty} \frac{p^{kn}}{n} \sum_{j=0}^n \binom{n}{j} (-1)^j e^{jx}. \quad (\text{B.6})$$

Summing up over  $k$ , the expression is simplified to

$$H(x) = - \sum_{n=1}^{\infty} \frac{1}{n(1-p^n)} \sum_{j=0}^n \binom{n}{j} (-1)^j e^{jx}. \quad (\text{B.7})$$

The  $r^{\text{th}}$  cumulant,  $C_r$ , of the out-degree distribution,  $P(K_{\text{out}} = k)$  is given by

$$C_r(K_{\text{out}}) = \left. \frac{\partial^r}{\partial x^r} H(x) \right|_{x=0}. \quad (\text{B.8})$$

Carrying out the differentiation, we obtain

$$C_r(K_{\text{out}}) = - \sum_{n=1}^{\infty} \frac{1}{n(1-p^n)} \sum_{j=0}^n \binom{n}{j} (-1)^j j^r. \quad (\text{B.9})$$

Expressing the right hand side of Eq. (B.9) in terms of the Stirling numbers of the second kind, we obtain

$$C_r(K_{\text{out}}) = \sum_{n=1}^r \left\{ \begin{matrix} r \\ n \end{matrix} \right\} \frac{(-1)^{n+1} (n-1)!}{1-p^n}. \quad (\text{B.10})$$

For  $r = 1$  we obtain

$$C_1(K_{\text{out}}) = \frac{1}{1-p}. \quad (\text{B.11})$$

For  $r \geq 2$  we expand the right hand side of Eq. (B.10) in powers of  $p$ , and obtain

$$C_r(K_{\text{out}}) = \frac{1}{1-p} - \sum_{n=2}^r \left\{ \begin{matrix} r \\ n \end{matrix} \right\} (-1)^n (n-1)! + O(p^2). \quad (\text{B.12})$$

Using the identity

$$\sum_{n=1}^r \left\{ \begin{matrix} r \\ n \end{matrix} \right\} (-1)^n (n-1)! = 0, \quad (\text{B.13})$$

we find that for  $r \geq 2$

$$C_r(K_{\text{out}}) = \frac{p}{1-p} + O(p^2), \quad (\text{B.14})$$

regardless of the order  $r$ . It is thus found that for  $p \ll 1$  the equality  $C_1(K_{\text{out}}) = C_r(K_{\text{out}})$  is valid for all values of  $r \geq 2$ . However, the equality occurs for the shifted random variable  $K_{\text{out}} - 1$ . This implies that  $K_{\text{out}} - 1$  follows a Poisson distribution whose mean is  $p/(1-p)$ . Therefore, in the limit of  $p \ll 1$  the out degree distribution,  $P(K_{\text{out}} = k)$ , follows a shifted Poisson distribution with mean degree of  $1/(1-p)$ .

### Appendix C. The out-degree distribution in the regime of $p \simeq 1$

In the analysis of the out-degree distribution,  $P(K_{\text{out}} = k)$ , in the dense network limit, it is convenient to use the parameter  $q = 1 - p$ . Using Eq. (B.10) it is found that the first two cumulants of  $P(K_{\text{out}} = k)$  are given by

$$C_1(K_{\text{out}}) = \frac{1}{q} \quad (\text{C.1})$$

and

$$C_2(K_{\text{out}}) = \frac{1}{q} \left( \frac{1-q}{2-q} \right), \quad (\text{C.2})$$

while higher order cumulants are given by

$$C_r(K_{\text{out}}) = \frac{1}{q} \left[ 1 + \sum_{n=1}^{r-1} \left\{ \begin{matrix} r \\ n+1 \end{matrix} \right\} \frac{(-1)^n n!}{1 + \sum_{j=1}^n (1-q)^j} \right]. \quad (\text{C.3})$$

Expanding the right hand side of Eq. (C.3) in powers of  $q$  we obtain that for  $r \geq 3$

$$C_r(K_{\text{out}}) = \frac{1}{q} \left[ B_{r-1} - \frac{1}{2} B_{r-1} q + O(q^2) \right], \quad (\text{C.4})$$

where  $B_r$  are the Bernoulli numbers, given by

$$B_r = \sum_{n=0}^r \left\{ \begin{matrix} r \\ n \end{matrix} \right\} \frac{(-1)^n n!}{n+1}. \quad (\text{C.5})$$

The mean of the out-degree distribution,  $P(K_{\text{out}} = k)$ , in the long time limit, is given by

$$\langle K_{\text{out}} \rangle = C_1(K_{\text{out}}) = \frac{1}{q}, \quad (\text{C.6})$$

while the variance is

$$\text{Var}(K_{\text{out}}) = C_2(K_{\text{out}}) = \frac{1}{q} \left( \frac{1-q}{2-q} \right). \quad (\text{C.7})$$

Therefore, the standardized random variable

$$X = \frac{K_{\text{out}} - \langle K_{\text{out}} \rangle}{\sqrt{\text{Var}(K_{\text{out}})}} \quad (\text{C.8})$$

satisfies

$$C_1(X) = 0, \quad (\text{C.9})$$

and

$$C_2(X) = 1, \quad (\text{C.10})$$

while for  $r \geq 3$

$$C_r(X) = \frac{[q(2-q)]^{r/2}}{q(1-q)^{r/2}} \left[ B_{r-1} - \frac{1}{2} B_{r-1} q + O(q^2) \right]. \quad (\text{C.11})$$

Expanding the pre-factor of Eq. (C.11) in powers of  $q$  we obtain

$$C_r(X) = 2B_{r-1}(2q)^{\frac{r}{2}-1} + O\left(q^{\frac{r}{2}}\right). \quad (\text{C.12})$$

Thus, in the limit of  $q \rightarrow 0$ , the cumulants of orders  $r \geq 3$  vanish. This means that in this limit the random variable  $X$  follows the standard Gaussian distribution, with  $C_1(X) = 0$ ,  $C_2(X) = 1$  and  $C_r(X) = 0$  for  $r \geq 3$ . Accordingly, in the limit of  $p \simeq 1$ , the out-degree distribution  $P(K_{\text{out}} = k)$  converges towards a Gaussian distribution whose mean  $\langle K_{\text{out}} \rangle$  is given by Eq. (C.6) and its variance  $\text{Var}(K_{\text{out}})$  is given by Eq. (C.7).

- [1] Albert R and Barabási A -L 2002 *Rev. Mod. Phys.* **74** 47
- [2] Caldarelli G 2007 *Scale free networks: complex webs in nature and technology* (Oxford: Oxford University Press)
- [3] Havlin S and Cohen R 2010 *Complex Networks: Structure, Robustness and Function* (Cambridge: Cambridge University Press)
- [4] Newman M E J 2010 *Networks: an Introduction* (Oxford: Oxford University Press).
- [5] Estrada E 2011 *The Structure of Complex Networks: Theory and Applications* (Oxford: Oxford University Press).
- [6] Barrat A, Barthélemy M and Vespignani A 2012 *Dynamical Processes on Complex Networks* (Cambridge: Cambridge University Press)
- [7] Barabási A -L and Albert R 1999 *Science* **286** 509
- [8] Jeong H, Tombor B, Albert R, Oltvai Z N and Barabási A -L 2000 *Nature* **407** 651
- [9] Krapivsky P L, Redner S and Leyvraz F 2000 *Phys. Rev. Lett.* **85** 4629
- [10] Krapivsky P L and Redner S 2001 *Phys. Rev. E* **63** 066123
- [11] Vázquez A 2003 *Phys. Rev. E* **67** 056104
- [12] Milgram S 1967 *Psychology Today* **1** 61
- [13] Watts D and Strogatz S 1998 *Nature* **393** 440
- [14] Chung F and Lu L 2002 *Proc. Nat. Acad. Sci. USA* **99** 15879
- [15] Chung F and Lu L 2003 *Internet Mathematics* **1** 91
- [16] Cohen R and Havlin S 2003 *Phys. Rev. Lett.* **90** 058701
- [17] Bhan A, Galas D J and Dewey T G 2002 *Bioinformatics* **18** 1486
- [18] Kim J, Krapivsky P L, Kahng B and Redner S 2002 *Phys. Rev. E* **66** 055101
- [19] Chung F, Lu L, Dewey T G and Galas D J 2003 *J. Comput. Biol.* **10** 677
- [20] Krapivsky P L and Redner S 2005 *Phys. Rev. E* **71** 036118
- [21] Ispolatov I, Krapivsky P L and Yuryev A 2005 *Phys. Rev. E* **71** 061911
- [22] Ispolatov I, Krapivsky P L, Mazo I and Yuryev A 2005 *New J. Phys.* **7** 145
- [23] Bebek G, Berenbrink P, Cooper C, Friedetzky T, Nadeau J and Sahinalp S C 2006 *Theor. Comput. Sci.* **369** 239
- [24] Li S, Choi K P and Wu T 2013 *Theor. Comput. Sci.* **476** 94
- [25] Lambiotte R, Krapivsky P L, Bhat U and Redner S 2016 *Phys. Rev. Lett.* **117** 218301
- [26] Bhat U, Krapivsky P L, Lambiotte R and Redner S 2016 *Phys. Rev. E.* **94** 062302
- [27] Steinbock C, Biham O and Katzav E 2017 *Phys. Rev. E* **96** 032301
- [28] Toivonen R, Kovanen L, Kivelä M, Onnela J -P, Saramäki J and Kaski K 2009 *Social Networks* **31** 240
- [29] Granovetter M 1973 *American Journal of Sociology* **78** 1360
- [30] Newman M E J 2001 *Proc. Natl. Acad. Sci. USA* **98** 404
- [31] Milo R, Shen-Orr S, Itzkovitz S, Kashtan N, Chklovskii D and Alon U 2002 *Science* **298** 824
- [32] Alon U 2006 *An Introduction to Systems Biology: Design Principles of Biological Circuits* (Chapman and Hall/CRC).
- [33] Molloy M and Reed B 1995 *Random Struct. Algorithms* **6** 161
- [34] Molloy M and Reed B 1998 *Combinatorics, Probability and Computing* **7** 295
- [35] Newman M E J, Strogatz S H and Watts D J 2001 *Phys. Rev. E* **64** 026118
- [36] Ohno S 1970 *Evolution by Gene Duplication* (New York: Springer-Verlag).
- [37] Teichmann S A and Babu M M 2004 *Nature Genetics* **36** 492
- [38] Redner S 1998 *Eur. Phys. J. B* **4** 131
- [39] Redner S 2005 *Physics Today* **58** 49
- [40] Radicchi F, Fortunato S and Castellano C 2008 *Proc. Natl. Acad. Sci. USA* **105** 17268
- [41] Golosovsky M and Solomon S 2012 *Phys. Rev. Lett.* **109** 098701
- [42] Golosovsky M and Solomon S 2017 *Phys. Rev. E* **95** 012324
- [43] Golosovsky M 2017 *Phys. Rev. E* **96** 032306
- [44] Peterson G J, Pressé S and Dill K A 2010 *Proc. Natl. Acad. Sci. USA* **107** 16023



- [45] Smythe R T and Mahmoud H 1995 *Theory Probab. Math. Statist.* **51** 1
- [46] Drmota M and Gittenberger B 1997 *Random Struct. Alg.* **10** 421
- [47] Drmota M and Hwang H -K 2005 *Adv. Appl. Probab.* **37** 321
- [48] Olver F W J, Lozier D M, Boisvert R F and Clark C W 2010 *NIST Handbook of Mathematical Functions* (Cambridge: Cambridge University Press).
- [49] de Solla Price D J 1965 *Science* **149** 510
- [50] de Solla Price D J 1976 *J. Am. Soc. Inf. Sci.* **27** 292
- [51] Golosovsky M 2018 *Phys. Rev. E* **97** 062310
- [52] Koepf W 1998 *Hypergeometric Summation: An Algorithmic Approach to Summation and Special Function Identities* (Braunschweig: Vieweg and Teubner Verlag).