

Trapped Ion Quantum Information Processing with Squeezed Phonons

Wenchao Ge,^{1,2} Brian Sawyer,³ Joe Britton,¹ Kurt Jacobs,^{1,4,5} John Bollinger,⁶ and Michael Foss-Feig^{1,7,8}

¹United States Army Research Laboratory, Adelphi, Maryland 20783, USA

²The Institute for Research in Electronics and Applied Physics (IREAP), College Park, Maryland 20740, USA

³Georgia Tech Research Institute, Atlanta, Georgia 30332, USA

⁴Department of Physics, University of Massachusetts at Boston, Boston, Massachusetts 02125, USA

⁵Hearne Institute for Theoretical Physics, Louisiana State University, Baton Rouge, Louisiana 70803, USA

⁶National Institute of Standards and Technology, Boulder, Colorado 80305, USA,

⁷Joint Quantum Institute, NIST/University of Maryland, College Park, Maryland 20742, USA

⁸Joint Center for Quantum Information and Computer Science,
NIST/University of Maryland, College Park, Maryland 20742, USA

Trapped ions offer a pristine platform for quantum computation and simulation, but improving their coherence remains a crucial challenge. Here, we propose and analyze a new strategy to enhance the coherent interactions in trapped-ion systems via parametric amplification of the ions' motion—by squeezing the collective motional modes (phonons), the spin-spin interactions they mediate can be significantly enhanced. We illustrate the power of this approach by showing how it can enhance collective spin states useful for quantum metrology, and how it can improve the speed and fidelity of two-qubit gates in multi-ion systems, important ingredients for scalable trapped ion quantum computation. Our results are also directly relevant to numerous other physical platforms in which spin interactions are mediated by bosons.

Trapped ions are amongst the best developed implementations of numerous quantum technologies, including quantum computers [1], quantum simulators [2], and quantum measurement devices [3]. For example, universal quantum gate sets have been implemented with extremely high fidelity in small systems [4, 5], while quantum spin dynamics and entanglement generation have been demonstrated amongst tens [6] and even hundreds [7] of ions. For all of these applications, the general approach is to identify a qubit, i.e. two metastable atomic states, and then engineer interactions between qubits by controllably coupling them to the ions' collective motion (phonons), typically using lasers [1, 8] or magnetic field gradients [9, 10]. Putting aside the details of what specifically constitutes a qubit (hyperfine states of an ion, Rydberg levels of a neutral atom, charge states of a superconducting circuit), and what type of boson mediates interactions between them (phonons or photons), this basic paradigm of controllable boson-mediated interactions between qubits is at the heart of many physical implementations of quantum technologies. In all such systems, a key technical challenge is to make the interactions as strong as possible without compromising the qubit.

For trapped ions, the strength of interactions between qubits (from here forward called spins) is often limited by the available laser power or by the current that can be driven through a thin trap electrode. Where these technical limitations can be overcome, other more fundamental limits remain. For example, the scattering due to the laser beams that generate spin-spin interactions can be the dominant source of decoherence [4, 5, 7], in which case using more laser power is not necessarily helpful [11–13]. Moreover, in many-ion strings larger laser power can lead to decoherence through off resonant coupling to undesirable modes, a source of decoherence that becomes more severe with increasing ion number [14]. (Although this effect may be mitigated, it requires modulating the laser pa-

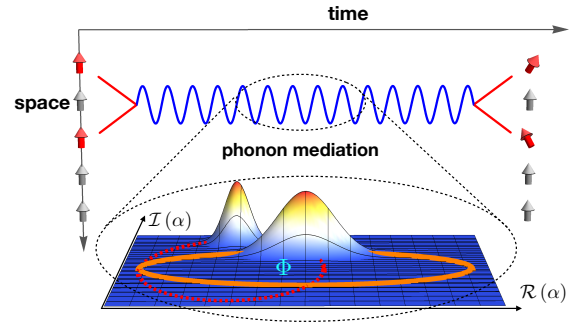


FIG. 1. (Color online). Spin-spin interactions amongst trapped ions are mediated by phonon exchange, and their strength is proportional to the rate at which area (Φ) is enclosed by the phonon trajectories in phase space. The trajectories enclose area faster with parametric amplification (orange ellipse) than without (red dashed circle), leading to stronger spin-spin interactions.

rameters in a complicated fashion [14–16].) In this Letter, we propose a straightforward experimental strategy to increase the strength of boson-mediated spin interactions that can also overcome the aforementioned limitations, and is sufficiently flexible to be relevant to numerous other systems in which qubits interact by exchanging bosons. In particular, we consider modulating the ions' trapping potential at nearly twice the typical motional mode frequency [17]. Related forms of parametric amplification (PA) have been considered recently in both optomechanics [18] and cavity QED [19] as a tool for enhancing boson-mediated interactions. Our work goes further in that we determine the effects of PA in a driven multimode system, provide a simple physical explanation of its effects based on amplified geometric phases (see Fig. 1), and determine the capability of PA to enhance specific quantum information tasks performed with trapped ions.

Typically, spin-spin interactions between trapped ions arise due to the spin-dependent acquisition of geometric phase enclosed by phonon excursions in phase space. The spin dependence can be achieved by driving the ions' motion with a spin-dependent force (SDF), with characteristic interaction energy f (defined below). Once spin-dependent displacements of the phonons have been seeded by the SDF, they can be amplified *spin-independently* by modulating the trapping potential with a carefully chosen phase relative to the applied SDF (Fig. 1). Without PA, the time it takes to accumulate a particular geometric phase Φ —corresponding to the generation of a particular entangled spin state—is lower bounded by $t_{\min} \propto \sqrt{\Phi}/f$. With PA this scaling is modified to

$$t_{\min} \propto \mathcal{S} \sqrt{\Phi}/f, \quad (1)$$

where $\mathcal{S} < 1$ is the degree of squeezing in the squeezed mechanical quadrature, enabling a particular entangled state to be created faster for fixed laser power or magnetic field gradient.

Trapped-ion Quantum simulators.—Before describing the effects of PA, we briefly review the standard mechanism by which N trapped ions can be made to simulate the quantum Ising model [2],

$$\hat{\mathcal{H}} = \hbar \frac{1}{N} \sum_{i < j} J_{ij} \hat{\sigma}_i^z \hat{\sigma}_j^z. \quad (2)$$

Here, $\hat{\sigma}_i^z$ is the z -Pauli matrix for the i th ion, with the spin degree of freedom realized by two long-lived states.

In the Lamb-Dicke regime [20], the Hamiltonian describing an SDF oscillating at frequency μ and with peak force F can be written in a frame rotating at μ as [21, 22]

$$\hat{\mathcal{H}}_{\text{SDF}} = \hbar \sum_{m=1}^N (f_m (\hat{a}_m + \hat{a}_m^\dagger) \sum_{i=1}^N U_{i,m} \hat{\sigma}_i^z - \delta_m \hat{a}_m^\dagger \hat{a}_m) + \hat{\mathcal{H}}_{\text{CR}}. \quad (3)$$

Here, $f_m \propto F z_{0m}$ is the coupling strength of the SDF to the m th collective motional mode, with $z_{0m} \equiv \sqrt{\hbar/2M\omega_m}$ the characteristic length scale of that mode, ω_m its frequency, and M the ion mass. The $U_{i,m}$ are matrix elements of the (orthonormal) normal mode transformation matrix [23], and $\delta_m \equiv \mu - \omega_m$. The counterrotating Hamiltonian $\hat{\mathcal{H}}_{\text{CR}}$ [20] can often be justifiably neglected in the rotating wave approximation (RWA).

There are two situations in which Eq. (3) reduces approximately to Eq. (2). If all of the modes are far off resonance ($\delta_m \gg f_m$), then the spin state remains approximately decoupled from the motional state and (ignoring any small residual entanglement between spins and phonons) independently evolves under Eq. (2) [20, 24, 25]. Alternatively, even if $f_m \gtrsim \delta_m$ for a single mode, as long as all other modes are far off resonance then the spin state approximately disentangles from the motional state at times that are integer multiples of $2\pi/\delta_m$. At these times the spin state evolution is the same as that given by Eq. (2), with $J_{ij} \propto U_{i,m} U_{j,m} \times (N f_m^2 / \delta_m)$. For example, if μ is detuned close to the center of mass (c.o.m.) mode ($m = 1$), then $J_{ij} = J \equiv 2f_1^2/\delta_1$, describing all-to-all interactions. (In what follows, when it is clear from context

that we are discussing a single mode, we will drop the explicit subscripts on f and δ .) Different spin states acquire different geometric phases, but the overall dependence of these phases on the parameters of the model can be understood simply by considering the phase acquired by a single driven spin, denoted Φ . There is some freedom in how Φ is generated, namely the phonon trajectory can undergo any integer number of loops, each contributing $4\pi(f/\delta)^2$ to Φ and taking a time $2\pi/\delta$. At fixed f , reducing δ decreases the time t required to generate Φ , but δ can only be reduced to the point where $\Phi = 4\pi(f/\delta)^2$ because at least one loop must close. At this point, $\delta_{\min} = f/\sqrt{\Phi/4\pi}$, giving $t_{\min} = 2\pi/\delta_{\min} \propto \sqrt{\Phi}/f$ as asserted above Eq. (1). Note that in some experiments employing optical dipole forces to generate the SDF, the dominant source of decoherence is due to scattering from the laser beams and occurs at a rate $\Gamma \propto f$ [12, 22]. In such cases, preparation of a particular entangled spin state (corresponding to a particular Φ) is accompanied by the minimal accumulated decoherence $\Gamma t_{\min} \propto \sqrt{\Phi}$, which is *independent* of laser power.

Parametric Amplification.—We now consider what happens when the ion motion is parametrically amplified while simultaneously being driven by the SDF. If the PA is at twice the SDF frequency, then in a frame rotating at μ the PA Hamiltonian is [17, 20]

$$\hat{\mathcal{H}}_{\text{PA}} = \sum_m \hbar g_m \cos(2\mu t - \theta) (\hat{a}_m e^{i\mu t} + \hat{a}_m^\dagger e^{-i\mu t})^2. \quad (4)$$

Here $g_m = eV/(M\omega_m d^2)$, with V the parametric drive voltage amplitude and d a characteristic trap dimension. Typically g_m depends weakly on m , and for simplicity we ignore the m -dependence in what follows. Values of g as large as $0.1 \times \omega_1$ appear feasible, in particular for traps with small characteristic dimension d . The relative phase θ between the PA and SDF can in principle be chosen at will. We assume $\theta = 0$, which turns out to be optimal; limitations imposed by fluctuations of θ have been carefully analyzed and are discussed later.

At first inspection, evolution under both $\hat{\mathcal{H}}_{\text{SDF}}$ and $\hat{\mathcal{H}}_{\text{PA}}$ seems complicated. $\hat{\mathcal{H}}_{\text{PA}}$ squeezes the motional state, while $\hat{\mathcal{H}}_{\text{SDF}}$ entangles the spin and squeezed motional states in a complicated way. However, under the condition $|g| < |\delta_m|$, each mode will still undergo a closed loop in phase space [26], disentangling from the spin state at integer multiples of $2\pi/(\delta'_m)$, with $\delta'_m \equiv \sqrt{\delta_m^2 - g^2}$. The total Hamiltonian can be written in a simple form by using a Bogoliubov transformation $\hat{b}_m = \cosh r_m \hat{a}_m - \sinh r_m \hat{a}_m^\dagger$, with $r_m = -\log \mathcal{S}_m$ and $\mathcal{S}_m = [(\delta_m - g)/(\delta_m + g)]^{1/4}$ [18]. In terms of these transformed operators, $\hat{\mathcal{H}}_{\text{T}} = \hat{\mathcal{H}}_{\text{SDF}} + \hat{\mathcal{H}}_{\text{PA}}$ is given by

$$\hat{\mathcal{H}}_{\text{T}} = \hbar \sum_{m=1}^N (f'_m (\hat{b}_m + \hat{b}_m^\dagger) \sum_{i=1}^N U_{i,m} \hat{\sigma}_i^z - \delta'_m \hat{b}_m^\dagger \hat{b}_m) + \hat{\mathcal{H}}_{\text{CR}}, \quad (5)$$

where $f'_m = f_m/\mathcal{S}_m$ and $\hat{\mathcal{H}}_{\text{CR}}$ now contains the counterrotating terms from both $\hat{\mathcal{H}}_{\text{SDF}}$ and $\hat{\mathcal{H}}_{\text{PA}}$ [20]. Therefore, we obtain a Hamiltonian that is identical (in the RWA) to $\hat{\mathcal{H}}_{\text{SDF}}$ but with

TABLE I. Rescaling of key quantities under PA.

	Φ	τ	α_m
SDF only	$4\pi(f/\delta)^2$	$2\pi/\delta$	f/δ_m
SDF+PA	$4\pi(f/\delta)^2/(4\mathcal{S}^6)$	$(2\pi/\delta)/(2\mathcal{S}^2)$	$f/(\delta_m - g)$

rescaled drive strengths and detunings. Although every mode is squeezed by PA, a single mode (for simplicity we assume the c.o.m. mode) will dominate the dynamics if $\delta - g \ll \delta_{m \neq 1} - g$. Table I shows both the geometric phase Φ and duration τ of a single loop for the c.o.m. mode, along with the typical phase-space amplitudes α_m of the other modes, in the limit that $\delta - g \ll \delta + g$ (such that $\delta' \approx 2\delta\mathcal{S}^2$).

As argued above, without PA the fastest strategy for obtaining a particular geometric phase Φ at fixed f is to choose δ such that the c.o.m. mode undergoes a single loop, giving $t_{\min} \propto \sqrt{\Phi}/f$. With PA, we can similarly argue that the optimal strategy to obtain Φ at fixed f and \mathcal{S} is to choose δ such that a single loop is closed. Solving $\Phi = 4\pi(f/\delta_{\min})^2/(4\mathcal{S}^6)$ for δ_{\min} [and using $t_{\min} = (2\pi/\delta_{\min})/(2\mathcal{S}^2)$] gives $t_{\min} \propto \mathcal{S}\sqrt{\Phi}/f$, as claimed in Eq. (1). Thus we can generate the same spin state faster at fixed laser power or fixed current by reducing \mathcal{S} , which serves as a figure of merit for the benefits of PA. Physically, PA squeezes the phase space loops into ellipses (see Fig. 1), which enclose more area (per unit time) for a fixed SDF. Note that in the important situation when the SDF is generated by optical dipole forces and the decoherence rate Γ scales with the laser intensity, the accumulated decoherence can now be written as

$$\Gamma t_{\min} \propto \mathcal{S}\sqrt{\Phi}. \quad (6)$$

Barring the break down of the RWA (see Fig. 4), we see that the effect of decoherence in generating a particular entangled spin state can be made arbitrarily small by using PA. In what follows, all results based on the RWA have been verified by numerically solving for the dynamics of $\hat{\mathcal{H}}_T$. In cases where the RWA is borderline, we then determine the reduction of the product $f t_{\min}$ for fixed Φ numerically [27], and report this reduction as the effective degree of squeezing \mathcal{S}_{eff} .

Improving Quantum Spin Squeezing.—As an exemplary application of PA, we now show how it can be used to improve quantum spin squeezing (QSS). QSS characterizes the reduction of spin noise in a collective spin system, and is important for both entanglement detection [28] and precision metrology [29]. Here we investigate the Ramsey squeezing parameter ξ_R [30]; for coherent spin states, $\xi_R^2 = 1$, while for spin squeezed states $\xi_R^2 < 1$ [29].

A simple way to realize QSS is via single-axis twisting [31], for which the minimal squeezing parameter scales as $N^{-2/3}$ for $N \gg 1$ [29, 31]. In general this limit is very challenging to achieve for large N , with QSS being limited instead by decoherence or other experimental non-idealities. In the recent experiments reported in [7], for example, the minimal value of ξ_R depends on the detailed interplay of coherent dynamics

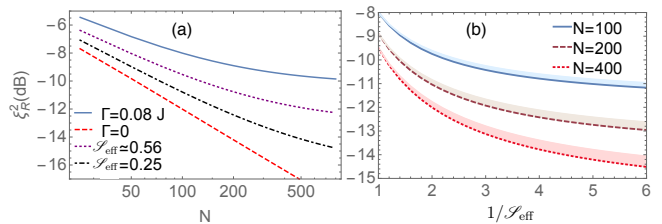


FIG. 2. (Color online). Squeezing ξ_R^2 plotted (a) as a function of N for various situations; (b) versus $1/\mathcal{S}_{\text{eff}}$ for several values of N , with shaded strips indicating the expected degradation of squeezing due to a phase uncertainty of $\sigma_\theta = 18^\circ$.

and spontaneous spin flips [32]. In fact, for decoherence attributable to spontaneous spin flips in the Ising (z) basis at a rate Γ [12, 32], ξ_R actually saturates for large N to the asymptotic value $3[\Gamma/(2J)]^{2/3}$ [20, 33], with the saturation taking place when $N \gg 2J/\Gamma$ (which could be a few hundred for $^9\text{Be}^+$ ions in a Penning trap). To improve spin squeezing, the ratio J/Γ must be improved, which can be achieved via PA. To benchmark potential improvements, we analyze the effects of PA quantitatively under the experimental conditions in Ref. [7]. In Fig. 2(a), we plot the optimal spin squeezing as a function of N , first without PA but with (solid line) and without (dashed line, $N^{-2/3}$ scaling) decoherence [34]. The two intermediate lines show how the decoherence-free results are approached as \mathcal{S}_{eff} is decreased. Figure 2(b) is similar to Fig. 2(a), but shows ξ_R^2 as a function of $1/\mathcal{S}_{\text{eff}}$ for different N .

Fast, High Fidelity Two-Qubit Gate.—Two-qubit gates with fidelity higher than 99.9% have recently been demonstrated in two-ion systems [4, 5], where the largest remaining error is due to spontaneous emission from the driving lasers. Since a gate operation corresponds to some fixed Φ , Eq. (6) implies that the effective spontaneous emission rate can be reduced by a factor of \mathcal{S} for a fixed gate time.

In many-ion systems, the gate time must be much longer than the inverse of the motional mode splitting in order to suppress gate errors due to spin-phonon entanglement with off-resonant modes [14]. If the gate time is reduced by using more laser power, then off-resonant modes experience larger phase space excursions ($\alpha_m \propto f$) and the fidelity suffers. By using PA, the gate time (τ) and the off-resonant loop size (α_m) are independent of each other, and we can hold the gate time fixed while decreasing α_m by a factor of \mathcal{S} . For example, comparing with the latest modulated pulsed laser scheme [16] using $f/2\pi = 10$ kHz for a two-qubit gate in a 5-ion chain, we calculate that our scheme can implement the same task with a comparable gate time ($\tau \sim 180 \mu\text{s}$) and fidelity $\geq 99.5\%$ using significantly less laser power (see Fig. 3). As shown in Fig. 3, the fidelity can be further improved by tuning g to minimize the total residual displacements. With the access to larger $g \sim 2\pi \times 100$ kHz, PA could enable a much faster two-qubit gate ($\sim 30 \mu\text{s}$) with high fidelity using moderate laser power ($f/2\pi \sim 9$ kHz).

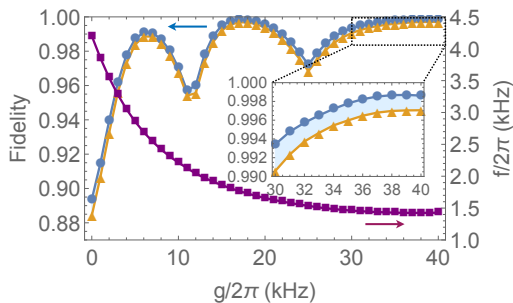


FIG. 3. Two-qubit gate fidelity in a 5-ion system. The optimal fidelity with (orange triangles) and without (blue dots) timing error (1%) as a function of the PA strength g for a fixed gate time. The purple squares correspond to the reduction of the laser power (f) as the PA strength is increased at the fixed gate time.

Limitations.—Our analytical results have been simplified by dropping $\hat{\mathcal{H}}_{\text{CR}}$ in Eq. (5). However, when the RWA breaks down the enhancement due to PA can no longer be understood simply in terms of the quadrature squeezing \mathcal{S} . Energy shifts of the Bogoliubov modes due to $\hat{\mathcal{H}}_{\text{CR}}$ can be calculated in second order perturbation theory as $\Delta\delta'_m = (g_m/\mathcal{S}_m)^2/(4\mu)$, and can be ignored as long as $\Delta\delta'_m \ll \delta'_m$ [20], providing a necessary (but not generally sufficient) condition for the validity of the RWA. To assess the validity of the RWA more quantitatively, we compare \mathcal{S} with the effective degree of squeezing \mathcal{S}_{eff} . In Fig. 4, we plot both $1/\mathcal{S}_{\text{eff}}^2$ and $1/\mathcal{S}^2$ as a function of g for different values of the time τ for a single loop. As expected, we observe that they agree very well for small enhancement, deviating appreciably only once $\Delta\delta'_m = \delta'_m/2$ (dot-dashed region). Note that the maximum achievable enhancement increases with increasing τ , implying that large enhancements are possible in situations where spontaneous emission is the dominant source of decoherence (and thus τ can be increased from its bare value without significant harm). The above analysis should also have implications for the limitations of PA in related schemes, such as the recent proposal for PA-enhanced nonlinearities in optomechanical systems [18].

The primary technical concerns in implementing PA experimentally are likely to be the uncertainty in the relative phase θ between the SDF and the PA, shot-to-shot frequency fluctuations of δ , and imperfect control of the interaction time. Nonzero θ does not affect the period of a single loop, but it does reduce the geometric phase Φ enclosed by that loop, and therefore reduces the resulting spin-spin interaction strength J . However, we can show that J depends on θ only to second order. For both spin squeezing and two-qubit gates, the figures of merit (squeezing amount and gate fidelity, respectively) scale quadratically with the shift of J around its maximal ($\theta = 0$) value [20], and therefore depend only quartically on θ . Modeling the phase as a zero-mean Gaussian (shot-to-shot) random number with standard deviation σ_θ , in Fig. 2(c) we show the expected standard deviation in ξ_{R}^2 for $\sigma_\theta = 18^\circ$.

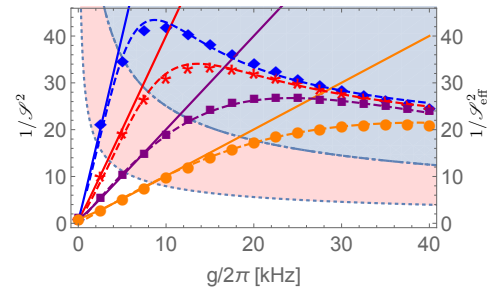


FIG. 4. The enhancement factors $1/\mathcal{S}^2$ (solid lines) and $1/\mathcal{S}_{\text{eff}}^2$ (points, with dashed lines as guides to the eye) as a function of g for different $\tau = 2\pi/\delta' \approx (2\pi/g)/(2\mathcal{S}^2)$ at 4, 2, 1, 0.5 ms from left to right. The dotted region (red-shaded) corresponds to $\Delta\delta'_m \geq \delta'_m/20$ and the dot-dashed region (blue-shaded) corresponds to $\Delta\delta'_m \geq \delta'_m/2$.

Fluctuations of δ (due to fluctuations of either μ or ω_m) affect the gate fidelity quadratically by modifying the Bogoliubov frequencies δ'_m [20]. For the simulation shown in Fig. 3, we estimate that fidelity $> 99\%$ is still possible with shot-to-shot frequency fluctuations of 0.2 kHz. Imperfect timing control has a similar effect as fluctuations in δ on the degree of spin squeezing and the fidelity of two-qubit gates. In Fig. 3 we show that a 1% timing error (which is feasible with current experiments [4]), reduces the gate fidelity by about 0.3% in the 5-ion system studied.

Outlook.—To be concrete we have focused on spin squeezing and two-qubit gates, but the techniques described here are likely to have numerous other applications. For example, it should be possible to enhance the creation of deeply over-squeezed (non-Gaussian) spin states, and it may also be possible to improve amplitude sensing of mechanical displacements [35]. Our strategy is not necessarily exclusive of other tools in the trapped-ion toolbox; for example, it may be possible to use PA in conjunction with dynamical controls over the driving laser to further suppress unwanted spin-motion entanglement in two-qubit gates. Similar to time-dependent control schemes [14–16], we can also utilize stroboscopic (segmented) parametric driving protocols to optimize the amplification of spin-spin interactions while minimizing residual displacements and laser intensity. For example, stroboscopic protocols consisting of alternating applications of a resonant SDF and a resonant PA with large g can potentially increase the enhancement factor limits for short loop times τ .

We thank Justin Bohnet, Shaun Burd, Daniel Kienzler, and Jiehang Zhang for useful discussions. This manuscript is a contribution of NIST and not subject to U.S. copyright. This work was supported by the Assistant Secretary of Defense for Research & Engineering as part of the Quantum Science and Engineering Program.

[1] J. I. Cirac and P. Zoller, *Phys. Rev. Lett.* **74**, 4091 (1995).

- [2] R. Blatt and C. F. Roos, *Nature Physics* **8**, 277 EP (2012).
- [3] D. J. Wineland, J. J. Bollinger, W. M. Itano, F. L. Moore, and D. J. Heinzen, *Phys. Rev. A* **46**, R6797 (1992).
- [4] C. J. Ballance, T. P. Harty, N. M. Linke, M. A. Sepiol, and D. M. Lucas, *Phys. Rev. Lett.* **117**, 060504 (2016).
- [5] J. P. Gaebler, T. R. Tan, Y. Lin, Y. Wan, R. Bowler, A. C. Keith, S. Glancy, K. Coakley, E. Knill, D. Leibfried, and D. J. Wineland, *Phys. Rev. Lett.* **117**, 060505 (2016).
- [6] J. Zhang, G. Pagano, P. W. Hess, A. Kyprianidis, P. Becker, H. Kaplan, A. V. Gorshkov, Z. X. Gong, and C. Monroe, *Nature* **551**, 601 EP (2017).
- [7] J. G. Bohnet, B. C. Sawyer, J. W. Britton, M. L. Wall, A. M. Rey, M. Foss-feig, and J. J. Bollinger, *Science* **352**, 1297 (2016).
- [8] C. Monroe, D. M. Meekhof, B. E. King, W. M. Itano, and D. J. Wineland, *Phys. Rev. Lett.* **75**, 4714 (1995).
- [9] C. Ospelkaus, U. Warring, Y. Colombe, K. Brown, J. Amini, D. Leibfried, and D. Wineland, *Nature* **476**, 181 (2011).
- [10] T. P. Harty, M. A. Sepiol, D. T. C. Allcock, C. J. Ballance, J. E. Tarlton, and D. M. Lucas, *Phys. Rev. Lett.* **117**, 140501 (2016).
- [11] R. Ozeri, W. M. Itano, R. B. Blakestad, J. Britton, J. Chiaverini, J. D. Jost, C. Langer, D. Leibfried, R. Reichle, S. Seidelin, J. H. Wesenberg, and D. J. Wineland, *Phys. Rev. A* **75**, 042329 (2007).
- [12] H. Uys, M. J. Biercuk, A. P. VanDevender, C. Ospelkaus, D. Meiser, R. Ozeri, and J. J. Bollinger, *Phys. Rev. Lett.* **105**, 200401 (2010).
- [13] N. C. Brown and K. R. Brown, *Phys. Rev. A* **97**, 052301 (2018).
- [14] T. Choi, S. Debnath, T. A. Manning, C. Figgatt, Z.-X. Gong, L.-M. Duan, and C. Monroe, *Phys. Rev. Lett.* **112**, 190502 (2014).
- [15] T. J. Green and M. J. Biercuk, *Phys. Rev. Lett.* **114**, 120502 (2015).
- [16] P. H. Leung, K. A. Landsman, C. Figgatt, N. M. Linke, C. Monroe, and K. R. Brown, *Phys. Rev. Lett.* **120**, 020501 (2018).
- [17] D. J. Heinzen and D. J. Wineland, *Physical Review A* **42**, 2977 (1990), [arXiv:arXiv:1011.1669v3](https://arxiv.org/abs/1011.1669v3).
- [18] M.-A. Lemonde, N. Didier, and A. A. Clerk, *Nature communications* **7**, 11338 (2016).
- [19] S. Zeytinoglu, A. Imamoglu, and S. Huber, *Phys. Rev. X* **7**, 021041 (2017).
- [20] See Supplementary Materials for details.
- [21] C. Ospelkaus, C. E. Langer, J. M. Amini, K. R. Brown, D. Leibfried, and D. J. Wineland, *Phys. Rev. Lett.* **101**, 090502 (2008).
- [22] J. W. Britton, B. C. Sawyer, A. C. Keith, C.-C. J. Wang, J. K. Freericks, H. Uys, M. J. Biercuk, and J. J. Bollinger, *Nature* **484**, 489 (2012), [arXiv:1204.5789](https://arxiv.org/abs/1204.5789).
- [23] D. F. James, *Applied Physics B: Lasers and Optics* **66**, 181 (1998).
- [24] D. Porras and J. I. Cirac, *Phys. Rev. Lett.* **92**, 207901 (2004).
- [25] K. Kim, M. Chang, R. Islam, S. Korenblit, L. Duan, and C. Monroe, *Physical Review Letters* **103**, 120502 (2009).
- [26] H. Carmichael, G. Milburn, and D. Walls, *Journal of Physics A: Mathematical and General* **17**, 469 (1984).
- [27] The geometric phase is obtained by numerically solving Eq. (5), and extracting the area enclosed by the phase-space trajectories in the interaction picture of the total quadratic terms.
- [28] G. Tóth, C. Knapp, O. Gühne, and H. J. Briegel, *Phys. Rev. Lett.* **99**, 250405 (2007).
- [29] J. Ma, X. Wang, C.-P. Sun, and F. Nori, *Physics Reports* **509**, 89 (2011).
- [30] D. J. Wineland, J. J. Bollinger, W. M. Itano, and D. J. Heinzen, *Phys. Rev. A* **50**, 67 (1994).
- [31] M. Kitagawa and M. Ueda, *Phys. Rev. A* **47**, 5138 (1993).
- [32] M. Foss-Feig, K. R. Hazzard, J. J. Bollinger, and A. M. Rey, *Physical Review A* **87**, 042101 (2013).
- [33] R. Lewis-Swan, M. Norcia, J. Cline, J. Thompson, and A. Rey, *arXiv preprint arXiv:1804.06784* (2018).
- [34] For consistency with the experiment reported in Ref. [7], in the numerical simulations we include the effects of both spontaneous spin flips and additional elastic dephasing, reporting the combination of these two rates as Γ in Fig. 2.
- [35] K. A. Gilmore, J. G. Bohnet, B. C. Sawyer, J. W. Britton, and J. J. Bollinger, *Physical review letters* **118**, 263602 (2017).
- [36] K. Mølmer and A. Sørensen, *Physical Review Letters* **82**, 1835 (1999).
- [37] G. Milburn, S. Schneider, and D. James, *Fortschritte der Physik* **48**, 801 (2000).
- [38] D. Dylewsky, J. K. Freericks, M. L. Wall, A. M. Rey, and M. Foss-Feig, *Phys. Rev. A* **93**, 013415 (2016).

Supplementary Materials

In this supplementary material we present supporting technical details for the main manuscript. In Sec. S1. we derive the total Hamiltonian with both a spin dependent force (SDF) and parametric amplification (PA), and we then consider the limitations of the rotating wave approximation (RWA) and the validity of the Lamb-Dicke regime in Sec. S2.. In Sec. S3. we summarize the calculation of quantum spin squeezing in the presence of decoherence, and analyze the consequences of fluctuations in the system parameters. In Sec. S4., we give further details on the fidelity of two-qubit gate using PA and its sensitivity to system parameter fluctuations.

S1. Trapped ion Hamiltonian with SDF and PA

The Hamiltonian describing a crystal of N trapped ions with two long-lived internal states can be written as

$$\hat{\mathcal{H}}_{\text{ions}} = \sum_{\alpha} \omega_m \hat{a}_m^{\dagger} \hat{a}_m + \omega_z \sum_{j=1}^N \hat{\sigma}_j^z, \quad (\text{S.1})$$

where \hat{a}_m^{\dagger} creates a collective excitation of the crystal with energy ω_m , and ω_z is the qubit energy splitting. There are many approaches to generating entanglement between trapped ions, but many of them share the common strategy of applying an oscillating spin-dependent force. This is most often achieved using noncopropagating lasers to either drive stimulated Raman transitions [36] or to generate a spatially varying AC stark shift to the qubit transition [37], but recently it has also been achieved using strong magnetic field gradients in surface-electrode traps [9, 10]. If the force has amplitude F , points in the z -direction, oscillates at a frequency μ , and doesn't vary significantly over the length scale on which the ions motion is confined (for laser driven transitions, this is the so-called Lamb-Dicke regime), then the full Hamiltonian in the presence of the SDF is (in the rotating frame of the qubit and the oscillating force)

$$\hat{\mathcal{H}}_{\text{SDF}} = -\hbar \sum_{m=1}^N \delta_m \hat{a}_m^{\dagger} \hat{a}_m + F \cos(\mu t) \sum_{i=1}^N \hat{z}_i(t) \hat{\sigma}_i^z. \quad (\text{S.2})$$

Note that depending on the implementation, the force might couple to a Pauli matrix other than $\hat{\sigma}_i^z$, but for our purposes we can ignore this subtlety. The ion position operators can be written $\hat{z}_i(t) = \sum_{m=1}^N U_{i,m} z_{0m} (e^{-i\mu t} \hat{a}_m + e^{i\mu t} \hat{a}_m^{\dagger})$, where $z_{0m} = \sqrt{\hbar/2M\omega_m}$ and $U_{i,m}$ are the normal-mode transformation matrix elements obeying $\sum_{i=1}^N U_{i,m} U_{i,l} = \delta_{ml}$ and $\sum_{m=1}^N U_{i,m} U_{j,m} = \delta_{ij}$ [23]. Defining $f_m = F z_{0m}/2$ and rewriting the second term in terms of creation and annihilation operators, we obtain the Hamiltonian in Eq. (3) of the manuscript

$$\hat{\mathcal{H}}_{\text{SDF}} = \hbar \sum_{m=1}^N (f_m (\hat{a}_m + \hat{a}_m^{\dagger}) \sum_{i=1}^N U_{i,m} \hat{\sigma}_i^z - \delta_m \hat{a}_m^{\dagger} \hat{a}_m) + \hat{\mathcal{H}}_{\text{CR}}, \quad (\text{S.3})$$

with

$$\hat{\mathcal{H}}_{\text{CR}} = \hbar \sum_{m=1}^N (f_m (\hat{a}_m e^{-2i\mu t} + \hat{a}_m^{\dagger} e^{2i\mu t}) \sum_{i=1}^N U_{i,m} \hat{\sigma}_i^z). \quad (\text{S.4})$$

Parametric amplification can be achieved by modulating the voltage on the trap electrodes at a frequency close to twice that of a normal mode. Here we apply a voltage modulation $V(t) = -V \cos(2\mu t - \theta)$, which in the rotating frame of the SDF gives a contribution to the total Hamiltonian of [17]

$$\hat{\mathcal{H}}_{\text{PA}} = \frac{2eV}{d_T^2} \cos(2\mu t - \theta) \sum_{i=1}^N \hat{z}_i(t)^2 = \cos(2\mu t - \theta) \sum_{m=1}^N \hbar g_m (\hat{a}_m e^{i\mu t} + \hat{a}_m^{\dagger} e^{-i\mu t})^2. \quad (\text{S.5})$$

The final equality is obtained using $\sum_{i=1}^N U_{i,m} U_{i,l} = \delta_{ml}$, and we've defined $g_m \equiv eV/(M\omega_m d_T^2)$, where e is the ion charge and d_T is a characteristic trap dimension. Note that $g_m \approx g$ for all m when the bandwidth of the normal modes is much smaller than the typical mode frequency. The expression $g_1 = eV/(M\omega_1 d_T^2)$ shows that large values of g_1 should be readily achievable with small d_T . For the case of a quadratic trapping potential resulting from the application of a DC voltage V_T to the trap electrodes, d_T can be related to the center-of mass frequency ω_1 . Straight forward algebra then results in the expression $g_1 \approx (V/V_T) \times (\omega_1/4)$. Values of g_1 as large as $0.1 \times \omega_1$ are feasible with a parametric drive V comparable to the trap voltage V_T .

With both the SDF and PA (and ignoring the mode-dependence of g_m), the total Hamiltonian is

$$\hat{\mathcal{H}}_T = \hat{\mathcal{H}}_{\text{SDF}} + \hat{\mathcal{H}}_{\text{PA}} = \hbar \sum_{m=1}^N \left[f_m (\hat{a}_m + \hat{a}_m^\dagger) \sum_{i=1}^N U_{i,m} \hat{\sigma}_i^z - \delta_m \hat{a}_m^\dagger \hat{a}_m + \frac{g}{2} (\hat{a}_m^2 e^{-i\theta} + \hat{a}_m^{\dagger 2} e^{i\theta}) \right] + \hat{\mathcal{H}}_{\text{CR}}, \quad (\text{S.6})$$

where the counter-rotating terms of the total Hamiltonian are now given by

$$\hat{\mathcal{H}}_{\text{CR}} = \hbar \sum_{m=1}^N \left[f_m (\hat{a}_m e^{-2i\mu t} + \hat{a}_m^\dagger e^{2i\mu t}) \sum_{i=1}^N U_{i,m} \hat{\sigma}_i^z + g \cos(2\mu t - \theta) \hat{a}_m^\dagger \hat{a}_m + \frac{g}{2} (\hat{a}_m^2 e^{-i4\mu t + i\theta} + \hat{a}_m^{\dagger 2} e^{i4\mu t - i\theta}) \right]. \quad (\text{S.7})$$

When $|\delta_m| > |g|$, the time-independent part of $\hat{\mathcal{H}}_T$ can be simplified using a Bogoliubov transformation $\hat{b}_m = \cosh r_m \hat{a}_m - e^{i\theta} \sinh r_m \hat{a}_m^\dagger$, with $e^{r_m} = [(\delta_m + g) / (\delta_m - g)]^{1/4}$ [18], to obtain the total Hamiltonian

$$\hat{\mathcal{H}}_T = \hbar \sum_{m=1}^N \left[(f'_m \hat{b}_m + f'_m \hat{b}_m^\dagger) \sum_{i=1}^N U_{i,m} \hat{\sigma}_i^z - \delta'_m \hat{b}_m^\dagger \hat{b}_m \right] + \hat{\mathcal{H}}_{\text{CR}}. \quad (\text{S.8})$$

Note that in terms of these transformed operators, the time-independent piece of $\hat{\mathcal{H}}_T$ now takes the same form as the time-independent piece of $\hat{\mathcal{H}}_{\text{SDF}}$, only with modified parameters $f'_m = f_m (\cosh r_m + e^{i\theta} \sinh r_m)$ and $\delta'_m = \sqrt{\delta_m^2 - g^2}$. While the detunings δ'_m of the Bogoliubov modes are independent of θ , the degree of quadrature squeezing depends on θ as $\mathcal{S}_m = (\cosh 2r_m + \cos \theta \sinh 2r_m)^{-1/2}$. The maximal quadrature squeezing $\mathcal{S}_m = e^{-r_m}$ occurs at $\theta = 0$.

S2. Validity of approximations

S2.1. Rotating-wave approximation

The dynamics induced by $\hat{\mathcal{H}}_T$ are much simpler if the counter-rotating terms are dropped, which can in some situations be justified under the rotating wave approximation (RWA). To understand the validity of the RWA, we need to understand the effects due to $\hat{\mathcal{H}}_{\text{CR}}$, which contains terms oscillating at frequencies on the order of μ . A quantitative assessment of the validity of RWA can be made via a brute-force numerical solution of the dynamics under the full Hamiltonian $\hat{\mathcal{H}}_T$, but a qualitative appreciation for the importance of \mathcal{H}_{CR} can be gained by perturbative arguments. In particular, writing $\hat{\mathcal{H}}_T = \hat{\mathcal{H}}_0 + \hat{\mathcal{V}}(t)$, with $\hat{\mathcal{V}}(t)$ being the counter-rotating Hamiltonian, we can readily calculate the time evolution operator in the interaction picture of $\hat{\mathcal{H}}_0$ to second order in time-dependent perturbation theory with respect to $\hat{\mathcal{V}}(t)$. To this order, we will find oscillating and secular ($\propto t$) contributions; the secular terms effectively shift the eigenvalues of \mathcal{H}_0 , and a reasonable criterion for validity of the RWA is that these shifts do not appreciably affect the dynamics.

For simplicity we consider only the c.o.m. mode in what follows, in which case $\hat{\mathcal{H}}_0 = \hbar f' (\hat{b} + \hat{b}^\dagger) (\sum_{i=1}^N U_{i,1} \hat{\sigma}_i^z) - \hbar \delta' \hat{b}^\dagger \hat{b}$ (generalization to the multi-mode case can be inferred at the end). It will be convenient in what follows to separate the counter-rotating perturbation into pieces that oscillate at different frequencies as $\hat{\mathcal{V}}(t) = \hat{\mathcal{V}}^{2\mu}(t) + \hat{\mathcal{V}}^{4\mu}(t)$, with

$$\hat{\mathcal{V}}^{2\mu}(t) = \hbar f (\hat{a} e^{-2i\mu t} + \hat{a}^\dagger e^{2i\mu t}) \sum_{i=1}^N U_{i,1} \hat{\sigma}_i^z + \hbar g \cos(2\mu t - \theta) \hat{a}^\dagger \hat{a}, \quad \hat{\mathcal{V}}^{4\mu}(t) = \hbar \frac{g}{2} (\hat{a}^2 e^{-i4\mu t} + \hat{a}^{\dagger 2} e^{i4\mu t}). \quad (\text{S.9})$$

The eigenstates of $\hat{\mathcal{H}}_0$ are product states of spin and motion. For any spin state diagonal in the z basis, $|\sigma_1, \dots, \sigma_N\rangle$, the corresponding motional eigenstate is easily obtained after the Bogoliubov transformation as

$$|\bar{n}\rangle = \mathcal{D}(\beta) |n\rangle, \quad (\text{S.10})$$

where $\mathcal{D}(\beta) = e^{\beta \hat{b}^\dagger - \beta^* \hat{b}}$, $\beta = (f'/\delta') (\sum_{i=1}^N U_{i,1} \sigma_i^z)$, and $|n\rangle$ is the Fock state of the transformed b -bosons. The corresponding eigenenergies are $\mathcal{E}_n^{(0)} = -\hbar \delta' (n - \beta^2)$. The term proportional to β^2 is a spin-dependent shift of the zero-point energy, and is responsible for the induced spin-spin interactions.

The solution of the Schrödinger equation $i\hbar \partial_t |\psi(t)\rangle = [\hat{\mathcal{H}}_0 + \hat{\mathcal{V}}(t)] |\psi(t)\rangle$ can be written in the interaction picture of $\hat{\mathcal{H}}_0$ as $|\psi(t)\rangle = e^{-it\hat{\mathcal{H}}_0/\hbar} |\psi_I(t)\rangle$, where $|\psi_I(t)\rangle = U_I(t) |\psi(0)\rangle$ and

$$U_I(t) = 1 - \frac{i}{\hbar} \int_0^t dt_1 \hat{\mathcal{V}}_I(t_1) + \left(-\frac{i}{\hbar}\right)^2 \int_0^t dt_1 \int_0^{t_1} dt_2 \hat{\mathcal{V}}_I(t_1) \hat{\mathcal{V}}_I(t_2) + \dots \quad (\text{S.11})$$

Here $\hat{V}_I(t) = \hat{V}_I^{2\mu}(t) + \hat{V}_I^{A\mu}(t)$, with $\hat{V}_I^{2\mu}(t) = e^{ir\hat{F}_0/\hbar} \hat{V}^{2\mu}(t) e^{-ir\hat{F}_0/\hbar}$ and $\hat{V}_I^{A\mu}(t) = e^{ir\hat{F}_0/\hbar} \hat{V}^{A\mu}(t) e^{-ir\hat{F}_0/\hbar}$. The leading secular contributions to $U_I(t)$ come at second order in $\hat{V}_I(t)$. Since $V_I^{2\mu}(t)$ and $V_I^{A\mu}(t)$ have different oscillation frequencies, their cross terms in the expression $\hat{V}_I(t_1)\hat{V}_I(t_2)$ do not yield a secular contribution, and we can consider them independently. We consider first the contribution from $\hat{V}_I^{A\mu}(t)$, which can be expanded as

$$\hat{V}_I^{A\mu}(t) = \sum_{m,n} |\tilde{m}\rangle \langle \tilde{m}| e^{\frac{i}{\hbar}\hat{F}_0 t} \hat{V}^{A\mu}(t) e^{-\frac{i}{\hbar}\hat{F}_0 t} |\tilde{n}\rangle \langle \tilde{n}| = \frac{\hbar g}{2} \sum_{m,n} \langle \tilde{m} | \hat{a}^2 | \tilde{n} \rangle |\tilde{m}\rangle \langle \tilde{n}| e^{-i\delta'(m-n)t - 4i\mu t} + \text{h.c.}, \quad (\text{S.12})$$

Using

$$\begin{aligned} \langle \tilde{m} | \hat{a}^2 | \tilde{n} \rangle &= \left[e^{2r} \beta^2 + (m + \frac{1}{2}) \sinh 2r \right] \delta_{m,n} + 2e^r \beta \sqrt{m+1} \cosh r \delta_{m,n-1} \\ &+ 2e^r \beta \sqrt{m} \sinh r \delta_{m-1,n} + \sqrt{(m+1)(m+2)} \cosh^2 r \delta_{m+1,n-1} + \sqrt{m(m-1)} \sinh^2 r \delta_{m-1,n+1}, \end{aligned} \quad (\text{S.13})$$

integrating over time, and using $\mu \gg \delta'$, we find the secular diagonal contribution to $(-i/\hbar)^2 \int_0^t dt_1 \int_0^{t_1} dt_2 \hat{V}_I^{A\mu}(t_1) \hat{V}_I^{A\mu}(t_2)$ to be

$$it \frac{g^2}{16\mu} \sum_{m,n} \left[|\langle \tilde{m} | \hat{a}^2 | \tilde{n} \rangle|^2 - |\langle \tilde{n} | \hat{a}^2 | \tilde{m} \rangle|^2 \right] |\tilde{n}\rangle \langle \tilde{n}| = -\frac{it}{\hbar} \sum_n \mathcal{E}_n^{(2)} |\tilde{n}\rangle \langle \tilde{n}|, \quad (\text{S.14})$$

where $\mathcal{E}_n^{(2)} = -\hbar\Delta(2\beta^2 + n + 1/2)$ and $\Delta \equiv g^2 e^{2r} / (8\mu) = g^2 / (8\mathcal{S}^2\mu)$. Similarly, we can find the energy shift due to $V_I^{2\mu}(t)$. Because $\langle \tilde{m} | \hat{a}^\dagger \hat{a} | \tilde{n} \rangle$ is symmetric about $m \leftrightarrow n$, the energy shift due to $V_I^{2\mu}(t)$ only comes from the term (proportional to f) that is linear in creation/annihilation operators. After similar manipulations to above, we find a contribution on the order of f^2/μ . Because $f^2/\mu \ll \Delta(2\beta^2 + n + 1/2)$ for the parameters of interest, these corrections can be ignored relative to the energy shifts $\mathcal{E}_n^{(2)}$ computed above. Summarizing the calculation so far, to second-order in perturbation theory we have energies given by

$$\mathcal{E}_n = -\hbar(\delta' + \Delta)n + \hbar\beta^2(\delta' - 2\Delta). \quad (\text{S.15})$$

Comparing to the zeroth-order energies $\mathcal{E}_n^{(0)} = -\hbar\delta'(n - \beta^2)$, we see that the perturbative corrections ($\propto \Delta$) increase the oscillation frequency (inferred from the coefficient of n) while reducing the spin-dependent geometric phase (inferred from the reduced coefficient of β^2). More generally, we expect the RWA to give a good estimate of the acquired geometric phase due to any particular mode whenever the correction to the coefficient of β^2 due to that mode, $\delta'_m \rightarrow \delta'_m - \Delta\delta'_m$, with $\Delta\delta'_m \equiv g^2 / (4\mathcal{S}_m^2\mu)$, is insignificant. We therefore require $\Delta\delta'_m \ll \delta'_m$. As shown in Fig. 4 of the manuscript, numerical simulations including the CRW Hamiltonian start to deviate appreciably from the RWA results when $\Delta\delta'_m = \delta'_m/2$.

S2.2. Lamb-Dicke approximation

The manuscript begins with the implicit assumption (in writing down $\hat{\mathcal{H}}_{\text{SDF}}$) that the applied force is spatially uniform. When the SDF is implemented via optical dipole forces, this assumption is valid in the so-called Lamb-Dicke regime. Because the extent of this regime depends in detail on the motional states of the ions, which are modified by PA, we will briefly consider the validity of the Lamb-Dicke approximation in the presence of PA. If the SDF is generated by noncopropagating lasers with wave-vector difference Δk , the Lamb-Dicke limit requires $\Delta k \langle z_i^2 \rangle^{1/2} \ll 1$, where $\langle z_i^2 \rangle = \sum_m (U_{i,m})^2 z_{0m}^2 (2n_m + 1)$ and n_m is the time-averaged expectation value of $\hat{a}_m^\dagger \hat{a}_m$. For $n_1 \gg 1$, the contribution of the c.o.m. mode to $\Delta k^2 \langle z_i^2 \rangle$ is given approximately by $2\eta_1^2 n_1 / N$, where $\eta_m \equiv \Delta k z_{0m}$ is the Lamb-Dicke parameter for the m th mode. The value of n_1 is related to the geometric phase Φ and the spin states, and can be evaluated using Eq. (S.10) as $n_1 \approx 3\Phi \langle S_z^2 \rangle / (\pi N \mathcal{S}^2)$. Therefore, the Lamb-Dicke limit requires (just considering the c.o.m. mode)

$$\mathcal{S} \gg \frac{\eta_1}{N} \sqrt{\frac{6\Phi \langle S_z^2 \rangle}{\pi}}. \quad (\text{S.16})$$

The Lamb-Dicke parameter η_1 depends on the experiment, but is typically less than 0.2 [4, 7, 16]. For tasks such as spin squeezing $\Phi \sim N^{1/3}$ [29] and $\langle S_z^2 \rangle \sim N$, in which case Eq. (S.16) becomes (ignoring order unity prefactors) $\mathcal{S} \gg \eta_1 N^{-1/3}$. Since the right hand side can be very small for large N , large enhancements ($\mathcal{S} \ll 1$) are consistent with the Lamb-Dicke limit. For a two-qubit gate $\Phi = N\pi/4$ [14] and $\langle S_z^2 \rangle \sim 1$. In this case Eq. (S.16) becomes $\mathcal{S} \gg \eta_1 N^{-1/2}$, again ensures that large enhancements are consistent with the Lamb-Dicke limit for large N .

S3. Quantum Spin Squeezing

Here we define the Ramsey squeezing parameter discussed in the main text, explain its saturation (as $N \rightarrow \infty$) in the presence of decoherence, and quantify its sensitivity to various experimental imperfections.

S3.1. Squeezing with decoherence

Quantum spin squeezing (QSS) along a direction rotated by ψ (from $+z$ direction) about the x -axis is defined by $\xi_\psi^2 = N\Delta\hat{S}_\psi^2/|\langle\mathbf{S}\rangle|^2$, where $\hat{S}_\psi = \cos(\psi)\hat{S}_z - \sin(\psi)\hat{S}_y$, $\Delta\hat{S}_\psi^2 = \langle\hat{S}_\psi^2\rangle - \langle\hat{S}_\psi\rangle^2$, and $\mathbf{S} = \frac{1}{2}\sum_i(\hat{\sigma}_i^x, \hat{\sigma}_i^y, \hat{\sigma}_i^z)$. The Ramsey spin squeezing is obtained by minimizing $\Delta\hat{S}_\psi^2$ over the angle ψ ,

$$\xi_R^2 = \frac{N \min_\psi(\Delta\hat{S}_\psi^2)}{|\langle\mathbf{S}\rangle|^2} = \frac{N}{2|\langle\mathbf{S}\rangle|^2} \left(\Delta\hat{S}_y^2 + \Delta\hat{S}_z^2 - \sqrt{(\Delta\hat{S}_y^2 - \Delta\hat{S}_z^2)^2 + 4\text{Cov}(\hat{S}_y, \hat{S}_z)^2} \right), \quad (\text{S.17})$$

where the optimal angle is $\psi_{\text{opt}} = 1/2 \arctan \left[2\text{Cov}(\hat{S}_y, \hat{S}_z) / (\Delta\hat{S}_y^2 - \Delta\hat{S}_z^2) \right]$ with $\text{Cov}(\hat{S}_y, \hat{S}_z) \equiv \langle\hat{S}_y\hat{S}_z + \hat{S}_z\hat{S}_y\rangle/2 - \langle\hat{S}_y\rangle\langle\hat{S}_z\rangle$. In the presence of dephasing at rate Γ_{el} and spontaneous spin flips from $|\uparrow\rangle$ to $|\downarrow\rangle$ ($|\downarrow\rangle$ to $|\uparrow\rangle$) at rate Γ_{ud} (Γ_{du}), spin dynamics due to an Ising interaction in the \hat{z} basis can be modeled by a master equation in the Lindblad form, which can be solved exactly [32]. For completeness, we quote the spin correlation functions in the case of uniform coupling, i.e. $J_{ij} = J$ for all i and j ,

$$\langle\hat{\sigma}_i^+\rangle = \frac{e^{-\Gamma t}}{2}\Phi^{N-1}(J, t), \quad \langle\hat{\sigma}_i^a\hat{\sigma}_j^b\rangle = \frac{e^{-2\Gamma t}}{4}\Phi^{N-2}((a+b)J, t), \quad \langle\hat{\sigma}_i^a\hat{\sigma}_j^z\rangle = \frac{e^{-\Gamma t}}{2}\Psi(aJ, t)\Phi^{N-2}(aJ, t), \quad (\text{S.18})$$

where $a, b \in \{+, -\}$ and

$$\Phi(J, t) = e^{-\frac{(\Gamma_{\text{ud}}+\Gamma_{\text{du}})t}{2}} \left[\cos\left(t\sqrt{(2i\gamma + 2J/N)^2 - \Gamma_{\text{ud}}\Gamma_{\text{du}}}\right) + t\frac{\Gamma_{\text{ud}} + \Gamma_{\text{du}}}{2} \text{sinc}\left(t\sqrt{(2i\gamma + 2J/N)^2 - \Gamma_{\text{ud}}\Gamma_{\text{du}}}\right) \right], \quad (\text{S.19})$$

$$\Psi(J, t) = e^{-\frac{(\Gamma_{\text{ud}}+\Gamma_{\text{du}})t}{2}} t [i(2i\gamma + 2J/N) - 2\gamma] \text{sinc}\left(t\sqrt{(2i\gamma + 2J/N)^2 - \Gamma_{\text{ud}}\Gamma_{\text{du}}}\right). \quad (\text{S.20})$$

The above expressions are obtained assuming the initial state is a product state with all spins pointed along the x direction, and also assuming that the final state has no spin-motion entanglement. Here $\gamma = (\Gamma_{\text{ud}} - \Gamma_{\text{du}})/4$, $\Gamma = (\Gamma_{\text{r}} + \Gamma_{\text{el}})/2$, and $\Gamma_{\text{r}} = \Gamma_{\text{ud}} + \Gamma_{\text{du}}$.

To understand the saturation of ξ_R^2 with N , we consider the relatively simpler (but nevertheless representative) case when $\Gamma_{\text{ud}} = \Gamma_{\text{du}}$. In the limit $N \gg J/\Gamma_{\text{r}}$ we can expand $\Phi(J, t)$ and $\Psi(J, t)$ to the leading order in Jt and $\Gamma_{\text{r}}t$ to arrive at

$$\xi_R^2 \approx 1 + A - \sqrt{A^2 + B^2}, \quad (\text{S.21})$$

where $A = 2(Jt)^2$ and $B = 2Jt - \Gamma_{\text{r}}Jt^2$. In this way, we find the minimum value of $\xi_R^2 \approx 3(\Gamma_{\text{r}}/4J)^{2/3}$ at the optimal time $t_{\text{opt}} = (J/2\Gamma_{\text{r}})^{1/3}/J$. The same scaling can be obtained using a different method [33], in which the spin squeezing is obtained from decoherence-free and decoherence-only contributions, separately, before optimizing over the interaction time.

S3.2. Technical limitations

The spin squeezing parameter ξ_R^2 as given by Eq. (S.17) can be optimized with respect to the interaction time t for fixed θ , δ , g and Γ . However, fluctuations of system parameters can lead to reductions of the achieved spin squeezing relative to its optimal value. This statement is true with or without PA, but PA introduces some qualitatively new effects that warrant attention: (1) Fluctuations of the phase θ (which plays no role without PA) modify the accumulated geometric phase, and (2) Fluctuations in δ or g , or t modify the accumulated geometric phase *and* can prevent the c.o.m. phase-space trajectory from closing (both of these effects could be exaggerated by PA).

Fluctuations in θ

Especially for SDFs implemented by optical dipole forces, phase locking of the SDF and PA is likely to be technically demanding, warranting a careful analysis of the effects of fluctuations in their relative phase θ . As discussed in the manuscript, the

period of the c.o.m. phase-space trajectory is independent of θ , and therefore fluctuations in θ do not cause residual spin-motion entanglement. However, the geometric phase enclosed by the c.o.m. trajectory *does* depend on θ , implying that fluctuations in θ will result in fluctuations of the effective spin-spin interaction strength J . We will show that ξ_R^2 depends only quartically on θ for small θ , implying that even relatively poor experimental control over the relative phase between the SDF and PA can be tolerated.

When J fluctuates around its optimal value, $J \rightarrow J + \Delta J$, the spin squeezing parameter ξ_R^2 can be expanded in ΔJ (from here onwards, the symbol Δ denotes a small deviation from the optimal value of a parameter) as

$$\xi_R^2(J + \Delta J) \approx \xi_R^2(J) + \frac{1}{2} \frac{d^2 \xi_R^2(J)}{dJ^2} \Delta J^2 \approx \xi_R^2(J) + \frac{\Delta J^2}{J^2}, \quad (\text{S.22})$$

where the final approximation holds in the presence of decoherence as long as $N \ll J/\Gamma_r$ (i.e. when the spin-squeezing has not yet saturated). The optimal (maximum) value of the spin-spin interaction is $J = f^2/(\delta - g)$, occurring when $\theta = 0$. The explicit dependence of $J + \Delta J$ on θ is given by

$$J + \Delta J = \frac{f'^2}{\delta'} = \frac{f^2}{\delta - g} \frac{1 + \cos \theta}{2} + \frac{f^2}{\delta + g} \frac{1 - \cos \theta}{2} \approx \frac{f^2}{\delta - g} \left(1 - \frac{\theta^2}{4}\right), \quad (\text{S.23})$$

where in the last line we have assumed that $\delta - g \ll \delta + g$ and that θ is small. Equation (S.23) implies that $\Delta J \approx -J\theta^2/4$, which can be inserted into Eq. (S.22) to yield

$$\Delta \xi_R^2 = \xi_R^2(J + \Delta J) - \xi_R^2(J) \approx \frac{\theta^4}{16}, \quad (\text{S.24})$$

showing that the spin squeezing is only quartically dependent on the phase θ .

Fluctuations in δ

Fluctuations in δ , g , or t all have a qualitatively similar effect, in that they modify both the acquired geometric phase and result in residual spin-motion entanglement. Fluctuations in δ , caused by underlying fluctuations in either the motional mode frequencies or the SDF frequency μ , are likely to place the most severe limitation on spin squeezing, and we therefore only consider fluctuations in δ explicitly here. A naive procedure to account for fluctuations in δ would be to simply use the correlation functions given in Sec. S3. and propagate the fluctuations in δ through to fluctuations in J . Strictly speaking this is not justified, because when δ is not precisely tuned to disentangle the c.o.m mode at the desired time t , these expressions are no longer correct. In the absence of decoherence, spin-squeezing can be computed exactly in the presence of spin-motion entanglement [38]; a careful analysis of the consequences of spin-motion entanglement shows that for large N , this effect is insignificant compared to the modification due to the naive analysis proposed above. Therefore, we can justifiably proceed by treating fluctuations in δ by inferring the induced fluctuations in J in the expression for ξ_R^2 given in Sec. S3. With PA, fluctuations in δ propagate to $J = f^2/(\delta - g)$ (assuming $\theta = 0$) as

$$\frac{\Delta J}{J} = -\frac{\Delta \delta}{\delta - g} \approx -\frac{\Delta \delta}{\delta} \frac{1}{2\mathcal{S}^4}. \quad (\text{S.25})$$

Plugging this result into Eq. (S.22), we see that spin squeezing depends quadratically on $\Delta\delta/\delta$ (as it would at $g = 0$), but with a prefactor that grows (through the dependence on \mathcal{S}) as the enhancement increases.

S4. Fidelity of a Two-Qubit Gate

S4.1. Optimal Fidelity

Even assuming perfect experimental control, a two-qubit gate in a multi-ion system still incurs an error due to residual spin-motion entanglement at the gate time, which can be quantified by [16]

$$\epsilon_0(\delta, g, t) = \sum_{m=1}^N |\alpha_m(\delta'_m, t)|^2, \quad (\text{S.26})$$

where $\alpha_m(\delta'_m, t) = f_m/\delta'_m [\sin(\delta'_m t) + i(\cos(\delta'_m t) - 1)/\mathcal{S}_m^2]$ is the residual displacement of the k th mode at the time t and $\delta'_m = \sqrt{\delta_m^2 - g^2}$. In the above equation, the dependence of $\epsilon_0(\delta, g, t)$ on $\delta = \mu - \omega_1$ is obtained by assuming stable mechanical frequencies ω_m such that δ_m only depends on μ (and implicitly on δ). For fixed δ, g , and f , the fidelity will be optimized at some time $t = t_{\text{opt}}$, yielding the optimal fidelity $F(\delta, g, t_{\text{opt}}) = 1 - \epsilon_0(\delta, g, t_{\text{opt}})$. Since the c.o.m. mode is amplified the most significantly among all the modes, the optimal time satisfies $\delta' t_{\text{opt}} \approx 2\pi$. In the manuscript, we use this formula to plot the fidelity of a two-qubit gate between two neighboring ions on either end of a 5-ion chain as a function of g (blue dotted curve in Fig.3 of the manuscript) for fixed t_{opt} , and compare with a recent experiment using a modulated pulsed laser [16].

S4.2. Technical limitations

The maximum fidelity derived above will be reduced by technical fluctuations in the parameters δ, g , and t . As above, we treat fluctuations in δ as a representative example. The analysis can be directly applied to the other parameters, although we expect their fluctuations to be relatively less important in typical experiments. The effect of fluctuations in δ around its optimal value can be broken into two qualitatively different pieces. First, the residual displacements of all the modes $\epsilon_0(\delta, g, t_{\text{opt}})$ will be modified. We can expand $\epsilon_0(\delta + \Delta\delta, g, t_{\text{opt}})$ to give the leading contribution from modifications of the c.o.m. mode trajectory (which plays the most significant role) as

$$\epsilon_0(\delta + \Delta\delta, g, t_{\text{opt}}) \approx \epsilon_0(\delta, g, t_{\text{opt}}) + \left(\frac{f}{\delta'}\right)^2 \left(\frac{\delta\Delta\delta}{\delta'} t_{\text{opt}}\right)^2 \approx \epsilon_0(\delta, g, t_{\text{opt}}) + \pi^2 \left(\frac{f}{\delta}\right)^2 \left(\frac{\Delta\delta}{\delta} \frac{1}{4\mathcal{S}^6}\right)^2, \quad (\text{S.27})$$

where we have used $\delta' t_{\text{opt}} \approx 2\pi$ and $\delta - g \ll \delta + g$ to get the second approximation. Second, the geometric phase for a two-qubit gate will fluctuate around its optimal value $N\pi/4$ [14] through the relation $\Phi = 2f^2 t_{\text{opt}}/(\delta - g)$. This fluctuation $\Delta\Phi$ will reduce the fidelity by

$$\epsilon_1(\delta + \Delta\delta, g, t_{\text{opt}}) \approx \left(\frac{\Delta\Phi}{N}\right)^2 \approx \left(\frac{\pi}{4}\right)^2 \left(\frac{\Delta\delta}{\delta} \frac{1}{2\mathcal{S}^4}\right)^2. \quad (\text{S.28})$$

Therefore, the shift of the fidelity due to $\Delta\delta$ can be estimated as

$$\Delta F = F(\delta + \Delta\delta, g, t_{\text{opt}}) - F(\delta, g, t_{\text{opt}}) \approx -\left(\frac{\pi}{4}\right)^2 \left[1 + \left(\frac{2f}{\delta\mathcal{S}^2}\right)^2\right] \left(\frac{1}{2\mathcal{S}^4}\right)^2 \left(\frac{\Delta\delta}{\delta}\right)^2. \quad (\text{S.29})$$

Assuming $\Delta\delta$ is a Gaussian random variable with a zero mean and the standard deviation σ_δ , such that $\langle(\Delta\delta)^2\rangle = \sigma_\delta^2$ and $\langle(\Delta\delta)^4\rangle = 3\sigma_\delta^4$, we obtain the standard deviation of the fidelity shift due to $\Delta\delta$ as

$$\sqrt{\langle\Delta F^2\rangle - \langle\Delta F\rangle^2} = \sqrt{2} \left(\frac{\pi}{4}\right)^2 \left[1 + \left(\frac{2f}{\delta\mathcal{S}^2}\right)^2\right] \left(\frac{1}{2\mathcal{S}^4}\right)^2 \left(\frac{\sigma_\delta}{\delta}\right)^2. \quad (\text{S.30})$$

For the simulation in Fig. (3) of the main manuscript, we have chosen $f/2\pi \approx 1.2$ kHz, $\delta/2\pi \approx 35$ kHz, $\delta'/2\pi = 1/\tau$ and $\tau \approx 0.165$ ms. For a standard deviation $\sigma_\delta = 0.21$ kHz we find $\sqrt{\langle\Delta F^2\rangle - \langle\Delta F\rangle^2} \approx 0.6\%$, giving a total fidelity that remains above 99%.