

Distances to Accreting X-ray pulsars: impact of the Gaia DR2.

S. Treuz¹, V. Doroshenko¹, A. Santangelo¹, R. Staubert¹

¹Institut für Astronomie und Astrophysik, Universität Tübingen, Sand 1, 72076 Tübingen, Germany

March 23, 2022

ABSTRACT

A well constrained estimate of the distance remains one of the main factors to properly interpret the observations of accreting X-ray pulsars. Since these objects are typically well studied, multiple distance estimates obtained with different methods are available for many members of the class. Here we summarize all distance estimates published in the literature for a sample of Galactic X-ray pulsars, and compare them with direct distance measurements obtained by the Gaia mission. We conclude that the spread of distance values obtained for individual objects by the different conventional methods is usually larger than one might expect from the quoted individual uncertainties, such that Gaia values are in many cases a very useful additional information. For distances larger than 5 kpc, however, the uncertainties of all distance estimates (including those of Gaia) remain comparatively large, so conventional methods will likely retain their importance. We provide, therefore, an a posteriori estimate of the systematic uncertainty for each method based on the comparison with the more accurate Gaia distance measurements.

Key words. Stars: neutron, X-rays: stars

1. Introduction

The emission of X-ray pulsars is powered by accretion of matter captured from a non-degenerate, typically massive companion star. Their observed properties are largely defined by the accretion rate, which is directly related to the observed X-ray luminosity. Similarly to many other astronomical objects, the knowledge of distance is, therefore, essential for properly interpreting their observed phenomenology (Basko et al., 1975; Caballero et al., 2009).

On the other hand, distance estimation is rather challenging for accreting X-ray pulsars, and in most cases is deduced for the identified optical counterpart. Given that most of the known objects are fairly bright and remote, it usually was not possible to measure the parallax of the optical star before Gaia, so alternative methods had to be used. As briefly summarized below, these are in most cases model dependent, and as such might be subject to systematic uncertainties potentially affecting many conclusions regarding the physical properties of X-ray pulsars. On the other hand, the strong interest of the community in accurate distances to X-ray pulsars has triggered multiple dedicated investigations. For many objects several distance estimates with independent methods are available.

In this paper we compare the available distance estimates with the direct parallax measurements obtained for the first time by the Gaia mission. The paper is organized as follows. In section 2 we summarize the methods for distance estimates used in the literature for X-ray pulsars, and the results obtained for a sample of objects for which such estimates are available. In section 3 we then compare these with the results of Gaia Data Release 2, assess the accuracy and biases associated with individual methods, and briefly discuss possible implications of the updated distances on the physical properties of several accreting pulsars.

2. Data and methods

The main goal of this study is to compare the new distances provided by the Gaia mission with already available estimates, specifically for the case of X-ray pulsars. To this aim we considered only objects for which the distance has already been estimated, and Gaia parallaxes are available. As a starting step, we conducted a literature search for all X-ray pulsars listed in the catalogue made available by Mauro Orlandini¹, which have been reported to exhibit cyclotron resonance scattering features. We compiled a list of objects with individual distance estimates. We omitted cases for which the only distance estimate available was based on the location in the Galactic plane and possible association with one or several Galactic arms. The final list of sources, including the individual distance estimates, corresponding references and Gaia counterparts is presented in Table 1. The table also contains information on how the distance was estimated, denoted with one of the following codes:

- **Spectro-Photometry** In all methods of the following three groups, the spectral class and effective temperature of the companion is determined using optical spectroscopy. The distance is then deduced based on the photometry.
 - **SPH - Spectro-Photometry.** The reddening of the optical companion is determined e.g., by inferring true colors from the spectral type and comparing them with photometric data (Israel et al., 2001) or measuring the EW of interstellar absorption lines (Reig et al., 2005). A reddening law is assumed (usually $2.75 < R < 3.5$) to determine the total extinction. Single or multiple band photometric data are then used to determine the distance. Uncertainties for this method arise from the assumed extinction law, the intrinsic spectrum of the star, the method used to determine reddening, and the possibility of heating by the compact object, which could affect the identification of the spectral class.

¹ http://www.iasfbo.inaf.it/~mauro/pulsar_list.html

- **SED**-Modeling of the spectral energy distribution. In this method multiband photometric data are fitted by a black-body using a temperature inferred by the spectral class (see Coleiro & Chaty, 2013).
- **ATM**-Atmospheric model. A Kurucz model stellar atmosphere is fitted to the spectrum of the optical counterpart incorporating the full spectrophotographic data into the distance estimation (see Leahy & Abdallah, 2014).
- **NH**-Absorption and extinction N_H . Assuming that the distribution of the absorbing material in the Galaxy is known, one can estimate the distance to the source based on the observed absorption in X-rays or on optical extinction (Menzies, 1981). Uncertainties arise from the poorly known dust distribution and composition, from the extinction law, and the possibility of local absorption in the binary system.
- **DH**-X-ray dust scattering halos. Interstellar dust scatters X-rays which leads to the appearance of a ring-like halo around bright X-ray sources. Assuming that the angular dependence of the scattering cross-section and dust distribution along the line of sight are known, it is possible to deduce the distance to the source based on the observed shape of the halo (Clark, 2004; Trümper & Schönfelder, 1973). Uncertainties arise from the assumed dust composition (which influences the scattering cross-sections), and distribution along the line of sight.
- **SU**-Spin evolution of the pulsars. The spin-up can be related to the X-ray luminosity yielding constraints on the distance as shown in Lipunov (1981); Scott et al. (1997); Doroshenko et al. (2017a). Distance estimates are affected by the uncertainty in the physical mechanisms driving the spin evolution of accreting neutron stars, and particularly spin-down torque. Both spin-up and spin-down torques also depend on parameters of the neutron star such as moment of inertia, magnetic moment and field configuration, which thus represent an additional source of uncertainty.
- **PX**-Parallax. Parallaxes are the most direct way of distance determination in astronomy. Unfortunately X-ray pulsars are typically relatively far away, so before Gaia it was only possible to measure parallaxes for a few selected systems (mostly with Hipparcos, Chevalier & Ilovaisky, 1998).
- **CaII-Ca II** interstellar absorption line. The ratio of the equivalent widths of the Ca II K and H lines can be used to determine the distance (Megier et al., 2009). This depends on the calibration and assumed model.
- **SV**-Systemic velocity. The observed radial velocity of the companion, determined from optical spectroscopy, can be attributed to the Galactic motion of the star, which allows to estimate its distance providing the rotation curve of the galaxy is known. Uncertainties arise from the rotation curve and peculiar velocity of the star (Koenigsberger et al., 2003).
- **LC**-Light curve. Mason & Cordova (1982) used the distance as a parameter to fit a multi-band light curve model describing additional extinction by the thick outer rim of the accretion disc to the observational data. This and similar estimates are highly model dependent.
- **EB**-Eclipsing binaries. Similar to the method described above, but more reliable as the dimensions of the companion star can be constrained from spectroscopy and light curve analysis. With this method the parameters of the eclipsing binary can be determined, including the semimajor axis, masses of the companion, etc. The derived temperature and geometrical size of the donor star can then be used to infer the distance (Reynolds et al., 1997).
- **RA**-Runaway star. Assuming an origin in a nearby cluster, the proper motion and age estimates can be used to determine the distance to the cluster, the distance of which can be determined by other means. This method can only be used in special cases as in Anay et al. (2001).
- **ACH**-Accretion column height. Mihara et al. (1998) have used the distance to cyclotron line sources to calculate the height of the emitting region. In reverse, by assuming a model for the dependence of the cyclotron energy, they could infer the distance. Given the poor understanding of the cyclotron line origin (see e.g. discussion in Poutanen et al., 2013), and the not yet fully understood physics of the accretion column (Mushtukov et al., 2015a), such estimates are strongly model dependent.

3. Discussion and conclusions

Figure 1 shows the comparison between the distance estimates gathered from the literature to the new GAIA DR2 parallax distances. Different symbols denote different estimation methods, while estimation methods with only one example within our sample have been grouped into one symbol to reduce clutter. All points are, however, listed in Table. 1. Figure 2 shows a detail of figure 1 for GAIA parallax distances below 5 kpc. As it can be seen, distances estimated with the aforementioned methods, while displaying a fairly large scatter, show no systematic deviation from those obtained with GAIA DR2 for d smaller than 5 kpc. On the contrary, for larger distances they are systematically smaller.

To clarify this, and to compare the performance of the different methods, we calculated the relative distance difference as $(d_{est} - d_{GAIA})/d_{GAIA}$ for each distance estimate and averaged these for each method. The results can be found in Table 2. Absorption distances (NH) and the identification of 4U 1700-37 as a runaway star by Anay et al. (2001) (RA) overestimate the distances with respect to those obtained with GAIA DR2, while all other methods underestimate the source distance on average. The accuracy of the photometric methods (SPH, SED, ATM) improves with the increase of the used photometric information. Apart from methods which are limited to special cases (EB, RA), the atmospheric model (ATM) and the CaII distance scale show the best overall results. This is not surprising and underlines the role of high quality spectroscopic observations for distance determination. On the other hand, the significant underestimation of the distance by all methods at large distances has to be investigated since it can point to some systematic in Gaia parallax determination. This issue, however, requires a specific study using a larger and more diverse sample of objects, and is out of scope of this work.

As already mentioned, the physical interpretation of the observed phenomenology of accreting X-ray pulsars depends on the distance. More specifically, the parameters of the accretion column and their dependence on luminosity remain one of the hot topics in accretion pulsar research, and conclusions are potentially affected by poor knowledge of the distances. To illustrate this point and underline the importance of accurate distance measurements, we used the newly determined parallax distances to reexamine the luminosity dependence of the cyclotron resonance scattering feature energy. In particular, a transition from positive to negative correlation with flux is expected, and was actually observed (Doroshenko et al., 2017b) at certain critical luminosity, which can be used to determine basic parameters of the neutron star provided that the line origin and dependence of the accretion column parameters on the accretion rate are understood. Mushtukov et al. (2015b) discussed this aspect and confronted

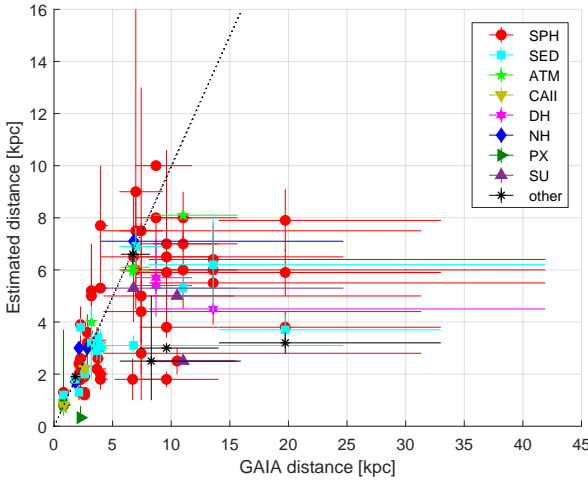
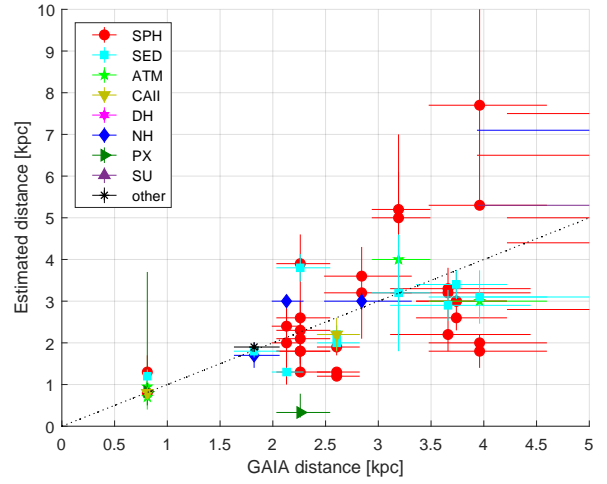
Table 1. Sample of X-ray pulsars considered in this work. The column d_{other} reflects the range of distances published in the literature as detailed in the last column. For each distance estimate the respective publication and method are given in brackets.

Source	Gaia ID	d_{Gaia} [kpc]	d_{other} [kpc]	d_{other} detail [kpc], Refs.
1A 0535+262	3441207615229815040	2.26±0.25	0.2-4.6	0.33 ^{+0.45} _{-0.12} , PX ³⁹ ; 3.8 ± 0.33, SED ⁶³ ; 2.3 ^{+2.3} _{-0.8} , SPH ⁸ ; 1.3, SPH ⁹ ; 1.8 ± 0.6, SPH ¹⁵ ; 1.8 ± 0.6, SPH ¹⁵ ; 2.6 ± 0.4, SPH ²⁷ ; 3.9 ± 0.1, SPH ⁵⁴ ; 2.1 ± 0.5, SPH ⁶⁵
1A 1118-615	5336957010898124160	3.19±0.28	1.8-7.0	4, ATM ²⁴ ; 3.2±1.4, SED ⁶³ ; 5±2, SPH ¹⁹ ; 5.2±0.9, SPH ⁶²
2A 1822-371	6728016172687965568	8±4	1.0-5.0	2.5 ^{+2.5} _{-1.5} , LC ²¹
2S 0114+650	524924310153249920	9.6±3.0	1.5-10.6	1.8 ± 0.3, SPH ²³ ; 7 ± 3.6, SPH ³⁵ ; 3.8, SPH ³⁹ ; 6.5 ± 3, SPH ⁶³ ; 5.9 ± 1.4, SPH ⁶⁵ ; 3, SV ⁴⁹
4U 0115+634	524677469790488960	11±3	2.5-9.0	8.1±0.1, ATM ⁵⁷ ; 5.3±0.44, SED ⁶³ ; 8±1, SPH ⁴⁴ ; 7 ± 0.3, SPH ⁶² ; 6 ± 1.5, SPH ⁶⁵ ; 2.5, SU ¹⁰
4U 1538-52	5886085557746480000	14±9	3.9-8.0	4.5, DH ⁵⁰ ; 6.2 ± 1.8, SED ⁶³ ; 5.5 ^{+2.3} _{-1.6} , SPH ¹² ; 6 ± 0.5, SPH ¹³ ; 6.4 ± 1, SPH ³²
4U 1700-37	5976382915813535232	1.82±0.21	1.4-2.0	1.7 ± 0.3, NH ⁶ ; 1.9, RA ⁴⁵ ; 1.8 ± 0.15, SED ⁶³
4U 1907+09	4309225217336729088	7±6	1.0-13.0	7.5 ± 5.5, SPH ¹⁶ ; 5, SPH ⁵¹ ; 2.8 ⁺⁵ _{-1.8} , SPH ⁵⁹ ; 4.4 ± 1.2, SPH ⁶⁵
4U 2206+54	2005653524280214400	3.7±0.4	2.3-3.8	3.4 ± 0.35, SED ⁶³ ; 3, SPH ⁴⁷ ; 2.6, SPH ⁵³ ; 3 ± 0.7, SPH ⁶⁵
Cen X-3	5337498593446516480	8.7±2.3	4.3-10.0	5.4 ± 0.3, DH ³⁰ ; 5.7 ± 1.4, DH ⁶¹ ; 8 _{-1.8} , SPH ⁵ ; 10, SPH ¹⁴
Cep X-4	2178178409188167296	20±8	2.8-9.1	3.2 ± 0.4, ACH ⁴¹ ; 3.7 ± 0.52, SED ⁶³ ; 3.8 ± 0.6, SPH ⁴⁰ ; 7.9 ± 1.2, SPH ⁶² ; 5.9 ± 0.9, SPH ⁶²
EXO 2030+375	2063791369815322752	7±5	2.7-9.0	7.1 ± 0.3, NH ⁴⁸ ; 3.1 ± 0.38, SED ⁶³ ; 6.5 ± 2.5, SPH ⁶⁵ ; 5.3 ± 0.3, SU ²⁹
GX 301-2	6054569565614460800	4.0±0.5	1.4-10.0	3, ATM ⁵⁶ ; 3.1 ± 0.64, SED ⁶³ ; 2, SPH ³ ; 1.8 ± 0.4, SPH ¹⁸ ; 5.3, SPH ³³ ; 7.7 ± 2.3, SPH ³⁴
GX 304-1	5863533199843070208	2.13±0.15	1.0-3.0	3, NH ²⁰ ; 1.3±0.1, SED ⁶³ ; 2±1, SPH ¹¹ ; 2.4±0.5, SPH ¹⁷
Her X-1	1338822021487330304	6.7±1.2	5.7-7.0	6.1 ^{+0.88} _{-0.37} , ATM ⁶⁴ ; 5.95 ± 0.05, ATM ²² ; 6.6 ± 0.4, EB ³⁸
IGR J17544-2619	4063908810076415872	2.8±0.4	2.1-4.3	3 ± 0.2, NH ⁶⁶ ; 3.2 ± 1.1, SPH ⁵⁵ ; 3.6, SPH ⁵⁸
RX J0440.9+4431	252878401557369088	3.7±0.6	1.8-3.8	2.9 ± 0.37, SED ⁶³ ; 3.2, SPH ³⁶ ; 3.3 ± 0.5, SPH ⁵² ; 2.2 ± 0.4, SPH ⁶⁵
SWIFT J0243.6+6124	465628193526364416	10.5±3.0	2.5,>5	2.5 ± 0.5, SPH ⁶⁷ ; > 5, SU ⁶⁶
V 0332+53	444752973131169664	7.0±1.7	4.5-16.0	6.9 ± 0.71, SED ⁶³ ; 9 ⁺⁷ ₋₄ , SPH ²⁶ ; 7.5 ± 1.5, SPH ⁴³ ; 6 ± 1.5, SPH ⁶⁵
Vela X-1	5620657678322625920	2.61±0.20	1.2-2.6	2.2 ± 0.4, CAII ⁴ ; 2.2 ± 0.22, SED ⁶³ ; 2 ± 0.2, SED ⁶⁶ ; 1.3, SPH ¹ ; 1.2, SPH ² ; 1.9 ± 0.2, SPH ²⁵
X Per	168450545792009600	0.81±0.04	0.4-3.7	0.95 ± 0.2, ATM ⁴² ; 0.7 ± 0.3, ATM ³⁷ ; 0.801 ± 0.138, CAII ⁶⁰ ; 0.83 ^{+2.87} _{-0.33} , PX ³⁹ ; 1.2±0.16, SED ⁶³ ; 0.8, SPH ²⁸ ; 1.3 ± 0.4, SPH ³¹
XTE J0658-073	3052677318793446016	6.7±2.0	1.0-2.6	1.8 ± 0.8, SPH ⁷

References. ¹-Brucato & Kristian (1972), ²-Hiltner et al. (1972), ³-Vidal (1973), ⁴-Zuiderwijk et al. (1974), ⁵-Krzeminski (1974), ⁶-Bolton & Herbst (1976), ⁷-Wade & Oke (1977), ⁸-Giangrande et al. (1977), ⁹-Hutchings et al. (1978), ¹⁰-Rappaport et al. (1978), ¹¹-Mason et al. (1978), ¹²-Parkes et al. (1978), ¹³-Ilovaisky et al. (1979), ¹⁴-Hutchings et al. (1979), ¹⁵-Giangrande et al. (1980), ¹⁶-Schwartz et al. (1980), ¹⁷-Parkes et al. (1980b), ¹⁸-Parkes et al. (1980a), ¹⁹-Janot-Pacheco et al. (1981), ²⁰-Menzies (1981), ²¹-Mason & Cordova (1982), ²²-Howarth & Wilson (1983), ²³-Aab et al. (1983), ²⁴-Coe & Payne (1985), ²⁵-Sadakane et al. (1985), ²⁶-Honeycutt & Schlegel (1985), ²⁷-Janot-Pacheco et al. (1987), ²⁸-van Oijen (1989), ²⁹-Parmar et al. (1989), ³⁰-Day & Tennant (1991), ³¹-Fabregat et al. (1992), ³²-Reynolds et al. (1992), ³³-Kaper et al. (1995), ³⁴-van Genderen & Sterken (1996), ³⁵-Reig et al. (1996), ³⁶-Motch et al. (1997), ³⁷-Lyubimkov et al. (1997), ³⁸-Reynolds et al. (1997), ³⁹-Chevalier & Ilovaisky (1998), ⁴⁰-Bonnet-Bidaud & Mouchet (1998), ⁴¹-Mihara et al. (1998), ⁴²-Telting et al. (1998), ⁴³-Negueruela et al. (1999), ⁴⁴-Negueruela & Okazaki (2001), ⁴⁵-Ankay et al. (2001), ⁴⁶-Israel et al. (2001), ⁴⁷-Negueruela & Reig (2001), ⁴⁸-Wilson et al. (2002), ⁴⁹-Koenigsberger et al. (2003), ⁵⁰-Clark (2004), ⁵¹-Cox et al. (2005), ⁵²-Reig et al. (2005), ⁵³-Blay et al. (2006), ⁵⁴-McBride et al. (2006), ⁵⁵-Pellizza et al. (2006), ⁵⁶-Kaper et al. (2006), ⁵⁷-Reig et al. (2007), ⁵⁸-Rahoui et al. (2008), ⁵⁹-Nespoli et al. (2008), ⁶⁰-Megier et al. (2009), ⁶¹-Thompson & Rothschild (2009), ⁶²-Riquelme et al. (2012), ⁶³-Coleiro & Chaty (2013), ⁶⁴-Leahy & Abdallah (2014), ⁶⁵-Reig & Fabregat (2015), ⁶⁶-Giménez-García et al. (2016), ⁶⁷-Bikmaev et al. (2017), ⁶⁸-Doroshenko et al. (2017a)

Table 2. Average relative difference of conventional distance estimation methods to GAIA distances

Method	Averaged $\frac{d_{est}-d_{GAIA}}{d_{GAIA}}$	Sample size (number of estimates)
SPH	-0.186	54
SED	-0.171	15
ATM	-0.061	7
NH	+0.110	4
DH	-0.464	3 (Cen X-3, 4U 1538-52)
SU	-0.505	3 (4U 0115+634, EXO 2030+375, SWIFT J0243.6+6124)
PX	-0.415	2 (1A 0535+262, X Per)
CAII	-0.083	2 (Vela X-1, X Per)
SV	-0.687	1 (2S 0114+650)
LC	-0.699	1 (2A 1822-371)
RA	+0.042	1 (4U 1700-37)
ACH	-0.838	1 (Cep X-4)
EB	-0.018	1 (Her X-1)
all, $d_{GAIA} < 5\text{kpc}$	-0.016	50
all, $d_{GAIA} > 5\text{kpc}$	-0.397	45

**Fig. 1.** Comparison of distance estimates from the literature and GAIA parallax distances for our source sample. The dashed line corresponds to $d_{est} = d_{GAIA}$ **Fig. 2.** Detail of figure 1 for GAIA parallax distances below 5 kpc. The dashed line corresponds to $d_{est} = d_{GAIA}$

theoretical predictions with observations assuming the distances reported by Becker et al. (2012) and Fürst et al. (2014). Figure 3 shows for six accreting pulsars the luminosity dependence of the cyclotron line centroids, obtained using the improved GAIA DR2 distance estimates as well as in grey the old results from Mushutkov et al. (2015b). As it can be seen, differences are minor. This result suggests that, for well studied sources, distance estimates based on the previously mentioned methods are rather accurate.

It is thus important to emphasize that accurate distance estimates can be obtained even without precision astrometry, especially if several methods are used and compared with each other. This is of particular importance for objects located beyond $\sim 5 - 10\text{ kpc}$ for which the accuracy of astrometric distances is significantly worse. Most of the X-ray pulsars actually do fall in this class, so we conclude that conventional distance determination methods will remain important in accreting pulsars studies even after the completion of the Gaia mission.

Acknowledgements. VD and AS thank the Deutsches Zentrum für Luft- und Raumfahrt (DLR) and Deutsche Forschungsgemeinschaft (DFG) for financial support.

References

- Aab, O. E., Bychkova, L. V., & Kopylov, I. M. 1983, *Soviet Astronomy Letters*, 9, 285
- Ankay, A., Kaper, L., de Bruijne, J. H. J., et al. 2001, *A&A*, 370, 170
- Basko, M. M., Syunyaev, R. A., & Sunyaev, R. A. 1975, *A&A*, 42, 311
- Becker, P. A., Klochkov, D., Schönherr, G., et al. 2012, *A&A*, 544
- Bikmaev, I., Shimansky, V., Irtuganov, E., et al. 2017, *The Astronomer's Telegram*, 10968
- Blay, P., Negueruela, I., Reig, P., et al. 2006, *A&A*, 446, 1095
- Bolton, C. T. & Herbst, W. 1976, *AJ*, 81, 339
- Bonnet-Bidaud, J. M. & Mouchet, M. 1998, *A&A*, 332, L9
- Brucato, R. J. & Kristian, J. 1972, *ApJ*, 173, L105
- Caballero, I., Kraus, U., Postnov, K., et al. 2009, *ArXiv e-prints*
- Chevalier, C. & Ilovaisky, S. A. 1998, *A&A*, 330, 201
- Clark, G. W. 2004, *ApJ*, 610, 956
- Coe, M. J. & Payne, B. J. 1985, *Ap&SS*, 109, 175
- Coleiro, A. & Chaty, S. 2013, *ApJ*, 764, 185
- Cox, N. L. J., Kaper, L., & Mikiem, M. R. 2005, *A&A*, 436, 661
- Day, C. S. R. & Tennant, A. F. 1991, *MNRAS*, 251, 76
- Doroshenko, V., Tsygankov, S., & Santangelo, A. 2017a, *ArXiv e-prints*
- Doroshenko, V., Tsygankov, S. S., Mushtukov, A. A., et al. 2017b, *MNRAS*, 466, 2143
- Fabregat, J., Reglero, V., Coe, M. J., et al. 1992, *A&A*, 259, 522
- Fürst, F., Pottschmidt, K., Wilms, J., et al. 2014, *ApJ*, 780
- Giangrande, A., Giovannelli, F., Bartolini, C., Guarneri, A., & Piccioni, A. 1980, *A&AS*, 40, 289

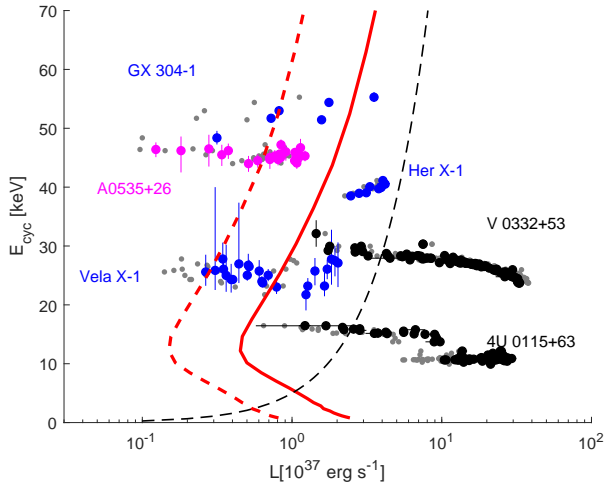


Fig. 3. Luminosity dependence of the fundamental cyclotron line energy. Grey dots show previous work by Mushtukov et al. (2015b) using conventional distance estimates. The red dashed and solid curves show his suggested lower and upper bounds for the critical luminosity respectively. The filled circles show the data taken from Mushtukov et al. (2015b) corrected for the new GAIA DR2 parallax distances. The black dashed curve shows the predictions by Becker et al. (2012)

Parmar, A. N., White, N. E., Stella, L., Izzo, C., & Ferri, P. 1989, *ApJ*, 338, 359
Pellizza, L. J., Chaty, S., & Negueruela, I. 2006, *A&A*, 455, 653
Poutanen, J., Mushtukov, A. A., Suleimanov, V. F., et al. 2013, *ApJ*, 777, 115
Rahoui, F., Chaty, S., Lagage, P.-O., & Pantin, E. 2008, *A&A*, 484, 801
Rappaport, S., Clark, G. W., Cominsky, L., Joss, P. C., & Li, F. 1978, *ApJ*, 224, L1
Reig, P., Chakrabarty, D., Coe, M. J., et al. 1996, *A&A*, 311, 879
Reig, P. & Fabregat, J. 2015, *A&A*, 574, A33
Reig, P., Larionov, V., Negueruela, I., Arkharov, A. A., & Kudryavtseva, N. A. 2007, *A&A*, 462, 1081
Reig, P., Negueruela, I., Fabregat, J., Chato, R., & Coe, M. J. 2005, *A&A*, 440, 1079
Reynolds, A. P., Bell, S. A., & Hilditch, R. W. 1992, *MNRAS*, 256, 631
Reynolds, A. P., Quaintrell, H., Still, M. D., et al. 1997, *MNRAS*, 288, 43
Riquelme, M. S., Torrejón, J. M., & Negueruela, I. 2012, *A&A*, 539, A114
Sadakane, K., Hirata, R., Jugaku, J., et al. 1985, *ApJ*, 288, 284
Schwartz, D. A., Griffiths, R. E., Thorstensen, J. R., Charles, P. A., & Bowyer, S. 1980, *AJ*, 85, 549
Scott, D. M., Finger, M. H., Wilson, R. B., et al. 1997, *ApJ*, 488, 831
Telting, J. H., Waters, L. B. F. M., Roche, P., et al. 1998, *MNRAS*, 296, 785
Thompson, T. W. J. & Rothschild, R. E. 2009, *ApJ*, 691, 1744
Trümper, J. & Schönfelder, V. 1973, *A&A*, 25, 445
van Genderen, A. M. & Sterken, C. 1996, *A&A*, 308, 763
van Oijen, J. G. J. 1989, *A&A*, 217, 115
Vidal, N. V. 1973, *ApJ*, 186, L81
Wade, R. A. & Oke, J. B. 1977, *ApJ*, 215, 568
Wilson, C. A., Finger, M. H., Coe, M. J., Laycock, S., & Fabregat, J. 2002, *ApJ*, 570, 287
Zuiderwijk, E. J., van den Heuvel, E. P. J., & Hensberge, G. 1974, *A&A*, 35, 353

Giangrande, A., Giovannelli, F., Bartolini, C., Guranieri, A., & Piccioni, A. 1977, *IAU Circ.*, 3129
Giménez-García, A., Shenar, T., Torrejón, J. M., et al. 2016, *A&A*, 591, A26
Hiltner, W. A., Werner, J., & Osmer, P. 1972, *ApJ*, 175, L19
Honeycutt, R. K. & Schlegel, E. M. 1985, *PASP*, 97, 300
Howarth, I. D. & Wilson, B. 1983, *MNRAS*, 202, 347
Hutchings, J. B., Bernard, J. E., Crampton, D., & Cowley, A. P. 1978, *ApJ*, 223, 530
Hutchings, J. B., Cowley, A. P., Crampton, D., van Paradijs, J., & White, N. E. 1979, *ApJ*, 229, 1079
Ilovaisky, S. A., Chevalier, C., & Motch, C. 1979, *A&A*, 71, L17
Israel, G. L., Negueruela, I., Campana, S., et al. 2001, *A&A*, 371, 1018
Janot-Pacheco, E., Ilovaisky, S. A., & Chevalier, C. 1981, *A&A*, 99, 274
Janot-Pacheco, E., Motch, C., & Mouchet, M. 1987, *A&A*, 177, 91
Kaper, L., Lamers, H. J. G. L. M., Ruymaekers, E., van den Heuvel, E. P. J., & Zuiderwijk, E. J. 1995, *A&A*, 300
Kaper, L., van der Meer, A., & Najarro, F. 2006, *A&A*, 457, 595
Koenigsberger, G., Canalizo, G., Arrieta, A., Richer, M. G., & Georgiev, L. 2003, *Rev. Mexicana Astron. Astrofis.*, 39, 17
Krzeminski, W. 1974, *ApJ*, 192, L135
Leahy, D. A. & Abdallah, M. H. 2014, *ApJ*, 793, 79
Lipunov, V. M. 1981, *Soviet Ast.*, 25, 375
Lyubimkov, L. S., Rostopchin, S. I., Roche, P., & Tarasov, A. E. 1997, *MNRAS*, 286, 549
Mason, K. O. & Cordova, F. A. 1982, *ApJ*, 262, 253
Mason, K. O., Murdin, P. G., Parkes, G. E., & Visvanathan, N. 1978, *MNRAS*, 184, 45P
McBride, V. A., Wilms, J., Coe, M. J., et al. 2006, *A&A*, 451, 267
Megier, A., Strobel, A., Galazutdinov, G. A., & Krelowski, J. 2009, *A&A*, 507, 833
Menzies, J. 1981, *MNRAS*, 195, 67P
Mihara, T., Makishima, K., & Nagase, F. 1998, *Advances in Space Research*, 22, 987
Motch, C., Haberl, F., Dennerl, K., Pakull, M., & Janot-Pacheco, E. 1997, *A&A*, 323, 853
Mushtukov, A. A., Suleimanov, V. F., Tsygankov, S. S., & Poutanen, J. 2015a, *MNRAS*, 454, 2539
Mushtukov, A. A., Suleimanov, V. F., Tsygankov, S. S., & Poutanen, J. 2015b, *MNRAS*, 447, 1847
Negueruela, I. & Okazaki, A. T. 2001, *A&A*, 369, 108
Negueruela, I. & Reig, P. 2001, *A&A*, 371, 1056
Negueruela, I., Roche, P., Fabregat, J., & Coe, M. J. 1999, *MNRAS*, 307, 695
Nespoli, E., Fabregat, J., & Mennickent, R. E. 2008, *A&A*, 486, 911
Parkes, G. E., Mason, K. O., Murdin, P. G., & Culhane, J. L. 1980a, *MNRAS*, 191, 547
Parkes, G. E., Murdin, P. G., & Mason, K. O. 1978, *MNRAS*, 184, 73P
Parkes, G. E., Murdin, P. G., & Mason, K. O. 1980b, *MNRAS*, 190, 537