

SEMI-REGULAR TILINGS OF THE HYPERBOLIC PLANE

BASUDEB DATTA AND SUBHOJOY GUPTA

ABSTRACT. A semi-regular tiling of the hyperbolic plane is a tessellation by regular geodesic polygons with the property that each vertex has the same *vertex-type*, which is a cyclic tuple of integers that determine the number of sides of the polygons surrounding the vertex. We determine combinatorial criteria for the existence, and uniqueness, of a semi-regular tiling with a given vertex-type, and pose some open questions.

1. INTRODUCTION

A *tiling* of a surface is a partition into (topological) polygons (the *tiles*) which are non-overlapping (interiors are disjoint) and such that tiles which touch, do so either at exactly one vertex, or along exactly one common edge. The *vertex-type* of a vertex v is a cyclic tuple of integers $[k_1, k_2, \dots, k_d]$ where d is the degree (or valence) of v , and each k_i (for $1 \leq i \leq d$) is the number of sides (the *size*) of the i -th polygon around v , in either clockwise or counter-clockwise order. A *semi-regular* tiling on a surface of constant curvature (eg., the round sphere, the Euclidean plane or the hyperbolic plane) is one in which each polygon is regular, each edge is a geodesic, and the vertex-type is identical for each vertex (see Figure 1). Two tilings are *equivalent* if they are combinatorially isomorphic, that is, there is a homeomorphism of the surface to itself that takes vertices, edges and tiles of one tiling to those of the other. In fact, two semi-regular tilings of the hyperbolic plane are equivalent if and only if there is an isometry of the hyperbolic plane that realizes the combinatorial isomorphism between them (see Lemma 2.5).

Semi-regular tilings of the Euclidean plane are called *Archimedean* tilings, and have been studied from antiquity. It is known that there are exactly eleven such tilings, up to scaling – see [DM18], and [GS77] for an informative survey. Also classical is the fact that the semi-regular tilings of the round sphere are the following : the boundaries of five famed Platonic solids and thirteen Archimedean solids (which are each *uniform*, that is, the tiling has a vertex-transitive automorphism group), the often overlooked pseudo-rhombicuboctahedron (see [Gr09]), and two infinite families – the prisms and antiprisms.

For a semi-regular tiling of the hyperbolic plane, it is easy to verify that the vertex-type $k = [k_1, k_2, \dots, k_d]$ of any vertex must satisfy

$$(1) \quad \alpha(k) := \sum_{i=1}^d \frac{k_i - 2}{k_i} > 2$$

since the sum of the interior angles of a regular hyperbolic polygon is strictly *less* than those of its Euclidean counterpart. We shall call $\alpha(k)$ the *angle-sum* of the cyclic tuple k .

There are plenty of examples of semi-regular tilings of the hyperbolic plane. Indeed, the Fuchsian triangle groups $G(p, q)$ generated by reflections on the sides of a hyperbolic triangle with angles $\frac{\pi}{2}$, $\frac{\pi}{p}$ and $\frac{\pi}{q}$ generate a semi-regular tiling with vertex-type $[p^q] = \underbrace{[p, p, \dots, p]}_{q \text{ times}}$

whenever $\frac{1}{p} + \frac{1}{q} < \frac{1}{2}$ (see [EEK82a]). This tiling is also called *regular* since all tiles are

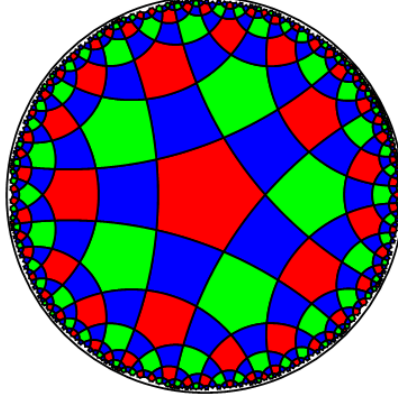


FIGURE 1. A semi-regular tiling of the hyperbolic plane with vertex-type $k = [4, 5, 4, 5]$, a tuple that satisfies Condition (A). Theorem 1.4 asserts that in fact, this is the unique semi-regular tiling with this vertex-type.

the same regular p -gon; moreover, the automorphism group is vertex-transitive, so it is a uniform tiling.

More generally, as a consequence of a result in [EEK82b], given any cyclic tuple of *even* integers $k = [2m_1, 2m_2, \dots, 2m_d]$ satisfying the angle-sum condition (1), there exists a semi-regular tiling of the hyperbolic plane with vertex-type k . This tiling is obtained by first generating a tiling by reflections on sides of a hyperbolic d -gon with interior angles $\pi/m_1, \pi/m_2, \dots, \pi/m_d$, and then taking the *dual* tiling (see Corollary 6.2 in §6). Note that in [EEK82b] they considered the dual problem, that is, the existence of a tiling where each tile is a d -gon with the vertices having prescribed valencies; the Fuchsian reflection groups described above are known as Dyck groups.

A basic question then is:

Question 1.1 (Semi-regular Tiling Problem). *Given a cyclic tuple of integers $k = [k_1, k_2, \dots, k_d]$ satisfying $\alpha(k) > 2$, does there exist a semi-regular tiling of the hyperbolic plane with vertex-type k ? If so, is the tiling unique?*

In this article we approach this as a *combinatorial* problem and provide *sufficient* criteria for the existence and uniqueness of such semi-regular tilings for $d \geq 4$, and a complete list of vertex-types of semi-regular tilings with degree $d = 3$. Although the cases of degree 3 and 4 have been discussed earlier (see, for example, [GS87] or [Mit]), it is difficult to find complete proofs in the literature. Note that semi-regular tilings, when treated as combinatorial objects (namely, the graph obtained as a 1-skeleton), are also known as *semi-equivelar maps* in the literature (see, for example, [DM18]).

In what follows we say $u_1 \cdots u_l$ *appears* in a cyclic tuple $k = [k_1, k_2, \dots, k_d]$ if the integers u_1, \dots, u_l appear in consecutive order, that is, k can be expressed in the form $[u_1, \dots, u_l, k_{l+1}, k_{l+2}, \dots, k_d]$ or equivalently $[u_l, u_{l-1}, \dots, u_1, k_{l+1}, \dots, k_d]$. We introduce the following simple combinatorial condition:

(A) *If xy and yz appear in the cyclic tuple $[k_1, k_2, \dots, k_d]$, then so does xyz .*

We then prove the following sufficient criterion for the existence of triangle-free semi-regular tilings:

Theorem 1.2 (Existence criteria - I). *Consider a cyclic tuple $\mathbf{k} = [k_1, k_2, \dots, k_d]$ such that*

- *the angle-sum $\alpha(\mathbf{k}) > 2$,*
- *Condition (A) is satisfied,*
- *$d \geq 4$, and each $k_i \geq 4$.*

Then there exists a semi-regular tiling of the hyperbolic plane with vertex-type \mathbf{k} .

For the case of tilings with triangular tiles, we consider degree $d \geq 6$, and an additional combinatorial condition:

(B) *If the triples $x3y$ and $3yz$ appear in the cyclic tuple \mathbf{k} , then so does $x3yz$.*

We shall prove:

Theorem 1.3 (Existence criteria - II). *Consider a cyclic tuple $\mathbf{k} = [k_1, k_2, \dots, k_d]$ such that*

- *the angle-sum $\alpha(\mathbf{k}) > 2$,*
- *Conditions (A) and (B) are satisfied, and*
- *$d \geq 6$.*

Then there exists a semi-regular tiling of the hyperbolic plane with vertex-type \mathbf{k} .

We also prove the following:

Theorem 1.4 (Uniqueness criteria). *Let \mathbf{k} be a cyclic tuple which satisfies the hypotheses of Theorem 1.2 or Theorem 1.3. Suppose two consecutive elements of \mathbf{k} uniquely determine the rest of the cyclic tuple, i.e., given a pair xy that appears in \mathbf{k} , there is a unique way of expressing \mathbf{k} as the cyclic tuple $[x, y, k_3, \dots, k_d]$. Then there exists a unique semi-regular tiling T whose vertex-type is \mathbf{k} . Moreover, in this case, the tiling T is uniform, i.e., it has vertex transitive automorphism group.*

As a corollary, we obtain the uniqueness of the regular tilings generated by the Fuchsian triangle-groups mentioned above (see §4):

Corollary 1.5. *A semi-regular tiling of the hyperbolic plane with vertex-type $[p^q]$ (where $\frac{1}{p} + \frac{1}{q} < \frac{1}{2}$) is unique and uniform. In fact, any pair of such tilings are related by an isometry of the hyperbolic plane, that takes vertices and edges of one to vertices and edges, respectively, of the other.*

Remark. It is a folklore result that for a general vertex-type, uniqueness does not hold. Indeed, in §5, we shall show that there could be *infinitely many* pairwise distinct semi-regular tilings of the hyperbolic plane with the same vertex-type.

In §6, we provide the following necessary and sufficient conditions for the existence of semi-regular tilings with degree $d = 3$:

Theorem 1.6. *A cyclic tuple $\mathbf{k} = [k_1, k_2, k_3]$ is the vertex-type of a semi-regular tiling of the hyperbolic plane if and only if one of the following holds:*

- *$\mathbf{k} = [p, p, p]$ where $p \geq 7$,*
- *$\mathbf{k} = [2n, 2n, q]$ where $2n \neq q$, and $\frac{1}{n} + \frac{1}{q} < \frac{1}{2}$, or*
- *$\mathbf{k} = [2\ell, 2m, 2n]$ where ℓ, m, n are distinct, and $\frac{1}{\ell} + \frac{1}{m} + \frac{1}{n} < 1$.*

We now mention some questions that are still open.

First, our constructions for Theorems 1.2 and 1.3 yields tilings that can have different symmetries, that is, could be invariant under different Fuchsian groups (or none at all) some of which have *compact quotients*. Thus, we can ask:

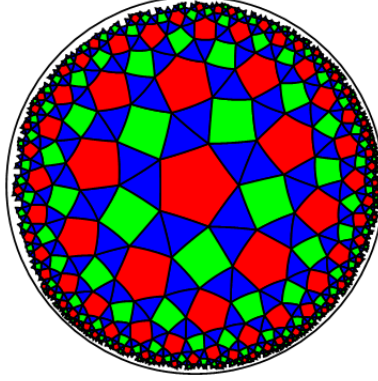


FIGURE 2. A semi-regular tiling with vertex-type $[5,3,4,3,3]$. This cyclic tuple does not satisfy Condition (A).

Question 1.7. *Given a cyclic tuple $k = [k_1, k_2, \dots, k_d]$, which compact oriented hyperbolic surfaces have a semi-regular tiling with vertex-type k ? How many such tilings does such a surface have?*

For vertex-types of the form $[p^q]$ or $[2m_1, 2m_2, \dots, 2m_d]$, the question above was answered in [EEK82a] and [EEK82b], where it was shown that such a tiling exists whenever the appropriate Euler characteristic count holds. The case when the surface is a torus or Klein bottle, and the vertex-type is that of a Euclidean tiling, was dealt with in [DM17]; see also [Wil06], [BK08] and [PW]. The work in [KN12] enumerates semi-regular tilings of surfaces of low genera which are also uniform. The recent work in [Mai] also addresses the question above.

Second, the existence criterion, namely Condition (A), in Theorem 1.2 is not *necessary* – see, for example, Figure 2. For general degree d , not *all* tuples k that satisfy the angle-sum condition (1) can be realized by a semi-regular tiling – see [DM] for other necessary conditions.

However, a set of necessary and sufficient conditions akin to Conditions (A) and (B) seems elusive. Although the work in [Ren08] develops algorithms for some related problems, we do not know if the answer to the following question is known:

Question 1.8. *Is there a set of necessary and sufficient conditions that the cyclic tuple k needs to satisfy, to have a positive answer to the Semi-Regular Tiling Problem (see Question 1.1)? Moreover, is the Semi-Regular Tiling Problem decidable? Namely, is there an algorithm to test if a given cyclic tuple k is the vertex-type of a semi-regular tiling of the hyperbolic plane, that terminates in finitely many steps?*

2. A TILING CONSTRUCTION: PROOF OF THEOREM 1.2

In this section we prove Theorem 1.2, by describing a constructive procedure to tile the hyperbolic plane so that each vertex has the same vertex-type. As we shall see, our method shall work provided the cyclic tuple k satisfies the hypotheses of Theorem 1.2, including Condition (A) mentioned in the introduction. Moreover, the algorithm will be free of choices under an additional hypothesis, proving the uniqueness statement of Theorem 1.4 in that case.

2.1. Initial step: a fan. Let $k = [k_1, k_2, \dots, k_d]$ be a cyclic tuple of integers satisfying the hypotheses of Theorem 1.2. Throughout, a *closed hyperbolic disk* will mean a hyperbolic

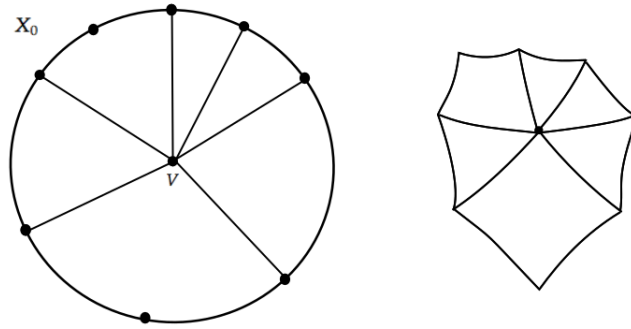


FIGURE 3. A representation of a fan for the vertex-type $[4,3,3,3,4,3]$. The hyperbolic realization of this fan is shown on the right.

surface (i.e. with its interior supporting a smooth metric of constant curvature -1) homeomorphic to a closed disk. We shall begin with a closed hyperbolic disk X_0 constructed by attaching d regular polygons having numbers of sides k_1, k_2, \dots, k_d respectively, to each other, around an initial vertex V . In what follows, we shall call such a configuration of tiles around a vertex a *fan*.

A standard continuity argument implies:

Lemma 2.1. *There is a unique choice of a side-length $l_0 > 0$ for the polygons in X_0 such that the total angle around the vertex V is exactly 2π .*

Proof. For sufficiently small $l > 0$, a regular hyperbolic polygon of k_i sides and side length l will be approximately Euclidean, and each interior angle will be close to $\pi(k_i - 2)/k_i$. This makes the total angle $\theta(l)$ at vertex V close to $\pi \sum_{i=1}^d \frac{k_i - 2}{k_i} > 2\pi$, since the vertex-type satisfies the angle-sum condition to be a hyperbolic tiling. On the other hand, for large $l \gg 0$, as the vertices of the regular polygons tend to the ideal boundary, each interior angle will be close to 0, since for any ideal polygon adjacent sides bound cusps. The total angle $\theta(l)$ is then close to 0. In fact, elementary hyperbolic trigonometry shows that θ is a continuous and strictly monotonic function of l . Hence, there is a unique intermediate value $l_0 \in \mathbb{R}^+$ for which $\theta(l_0) = 2\pi$. \square

Remark. Throughout this article, we shall use polygons with side-lengths equal to the l_0 obtained in the previous lemma, for a vertex-type k . Moreover, we shall represent a fan as a closed disk with an appropriate division into wedges, together with vertices added to resulting boundary arcs to add more sides – see Figure 3. From such a diagram it is straight-forward to recover the hyperbolic fan: we realize each of the resulting topological polygons as a regular hyperbolic polygon of side-length l_0 .

The first part of Question 1.1 is equivalent to asking:

Question 2.2. *When can a hyperbolic fan be extended to a semi-regular tiling of the hyperbolic plane?*

It is easy to see that the following two properties hold for the tiled surface X_0 . (Recall that by our assumptions on k , there are no triangular tiles.)

Property 1. *All boundary vertices have valence 2 or 3. Moreover, there is at least one boundary vertex of valence 2 and one of valence 3.*

(Note that the second statement in fact follows from a weaker property that not *all* tiles are triangles.)

Property 2. *The tiled surface is a closed hyperbolic disk.*

2.2. Inductive step. The tiling is constructed layer by layer, namely, we shall find a sequence of closed hyperbolic disks

$$X_0 \subset X_1 \subset X_2 \subset \cdots \subset X_i \subset X_{i+1} \subset \cdots$$

each equipped with a tiling, such that their union X_∞ is isometric to the entire hyperbolic plane, and the interior vertices of each X_i have vertex-type $[k_1, k_2, \dots, k_d]$.

In the following construction, we shall describe how X_{i+1} is obtained from X_i by adding tiles around each boundary vertex of X_i (that is, completing a fan), such that each boundary vertex of X_i becomes an interior vertex of X_{i+1} . Informally speaking, the tiles added to construct X_{i+1} form a *layer* around X_i ; the final tiled surface X_∞ is thus built by successively adding concentric layers.

We shall now describe the inductive step of the construction, namely, how to add tiles to expand from X_i to X_{i+1} .

To ensure that Property 2 is maintained, we shall repeatedly use the following elementary topological fact:

Lemma 2.3. *Let Ω_0, Ω_1 be two topological spaces, each homeomorphic to a closed disk, and let $X = (\Omega_0 \cup \Omega_1)/\sim$ be the space obtained by identifying a connected non-trivial arc in $\partial\Omega_0$ with such an arc in $\partial\Omega_1$. Then X is also homeomorphic to a closed disk.*

In the construction, we shall assume that Properties 1 and 2 hold for X_i . As we saw, these were true for $i = 0$, namely for the tiled surface X_0 . We shall verify it for X_{i+1} when we complete the construction.

As a consequence of Property 2, the boundary ∂X_i is a topological circle. Let the boundary vertices be v_0, v_1, \dots, v_n in a counter-clockwise order. Note that the number $(n+1)$ of vertices is certainly dependent on i , and in fact grows exponentially with i , but we shall suppress this dependence for the ease of notation.

Moreover, we shall choose this cyclic ordering such that v_0 is a vertex of valence 3, and v_n is a vertex of valence 2. (This is possible because Property 1 holds for X_i .)

Completing a fan at v_0 . We begin by adding tiles to complete the fan F_0 at v_0 .

Recall that v_0 has valence 3 in X_i . Hence, v_0 is the common vertex of two polygons P and Q in X_i . The topological operation of adding the fan can be viewed as follows: consider a semi-circular arc centered at v_0 in the exterior of X_i and with endpoints at v_1 and v_n . We add $d - 3$ “spokes” to the resulting “wedge” containing v_0 : this results in a fan around v_0 comprising the initial polygons P and Q , and exactly $d - 2$ triangles. Finally, we add more valence 2 vertices to the sub-arcs of the boundary of the wedge in order to obtain d polygons with the desired sizes and cyclic order prescribed by the vertex-type.

More explicitly: let e be the common edge between P and Q , one of whose endpoints is v_0 , and the other, say, w . (See Figure 4.) Note that if the sizes of P and Q are x and y respectively, then xy appears (in clockwise order) in the vertex-type for the vertex w .

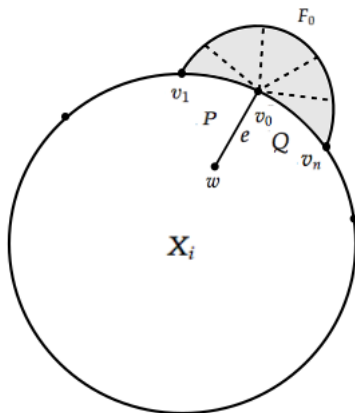


FIGURE 4. The fan F_0 is completed at the boundary-vertex v_0 of X_i . The added wedge is shown shaded.

Then the vertex-type k can be expressed as $[x, y, k_3, k_4, \dots, k_d]$, by recording the size of each polygon around w when traversed in clockwise order. Thus the cyclic tuple k can also be expressed as $[y, x, k_d, k_{d-1}, \dots, k_3]$. Thus we can subdivide the wedge to obtain polygons of sides k_d, k_{d-1}, \dots, k_3 this time placed in counter-clockwise order around w , to complete the fan around v_0 .

Completing fans at v_1, v_2, \dots, v_{n-1} . We then successively complete fans F_j at v_j for $1 \leq j \leq n-1$ as follows. Assume we have completed fans at v_0, v_1, \dots, v_{j-1} . At the j -th stage, there are two cases:

Case I. The vertex v_j has valence 3 in $X_i \cup F_0 \cup F_1 \cup \dots \cup F_{j-1}$. This implies that v_j had valence 2 in X_i ; the additional edge incident to v_j comes from the fan F_{j-1} added at v_{j-1} . Let P be the polygon in X_i that has v_j as a vertex, and let Q be the polygon in the fan F_{j-1} that has v_j as a vertex. Note that the edge between v_{j-1} and v_j is the common edge of P and Q . To describe the fan F_j topologically, draw an arc in the exterior of $X_i \cup F_0 \cup F_1 \cup \dots \cup F_{j-1}$, between v_{j+1} and the vertex in ∂F_{j-1} adjacent to v_j . (See Figure 5.) Divide this wedge region into $d-2$ triangles by adding spokes, and as before, add an appropriate number of vertices to the resulting circular arcs to have polygons with more than three sides. Note that if the sizes of P and Q are x and y respectively, then yx appears in the vertex-type of v_{j-1} , and as before, there is a choice of such polygons that completes the fan F_j .

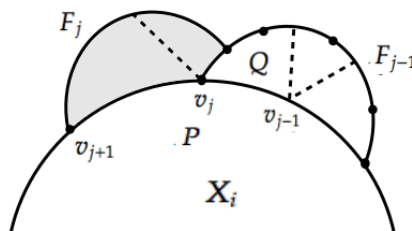


FIGURE 5. The fan F_j added at v_j , that has valence 3 after F_{j-1} was added.

Case II. The vertex v_j has valence 4 in $X_i \cup F_0 \cup F_1 \cup \dots \cup F_{j-1}$. Then v_j has valence 3 in X_i . Let P and Q be the polygons in X_i sharing the vertex v_j , such that Q shares an edge with F_{j-1} , and let P and Q have x and y sides respectively. (See Figure 6.) Then xy appears in the vertex-type of v_j . Let R be the polygon in the fan F_{j-1} that also has v_j as a vertex, and let z be the number of its sides. Note that by the assumption that the degree $d \geq 4$, the polygons P, Q, R cannot be the only polygons around v_j in the final tiling; our task is to show that we can add more to complete the fan at v_j .

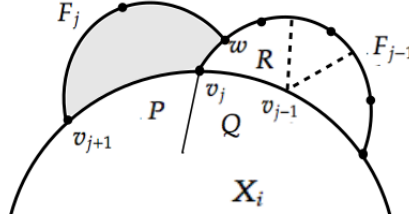


FIGURE 6. The fan F_j added at v_j of valence 4: here we need Condition (A).

Claim 1. The triple xyz appears in the cyclic tuple $k = [k_1, k_2, \dots, k_d]$.

The edge between v_{j-1} and v_j is common between Q and R , and the vertex-type at v_{j-1} includes zy . We have already seen above that xy appears in k . Hence, by Condition (A), the triple xyz appears in k . This proves Claim 1.

Hence, we can choose numbers of sides of successive polygons to follow P, Q and R around v_j , to complete a fan F_j . We do this by adding and subdividing a wedge, just as in Case I.

Completing a fan at v_n . Finally, we need to complete the final fan F_n around v_n . Note that we had chosen v_n to have valence 2 in X_i ; after adding the fans F_j for $0 \leq j \leq n-1$, v_n has valence 4 in $X_i \cup (\bigcup_{j=0}^{n-1} F_j)$, where the two additional edges belong to F_0 and F_{n-1} . Consider the three polygons Q, P and R in counter-clockwise order around v_n , where Q is a polygon in F_0 , P is a polygon in X_i , and R is a polygon in F_{n-1} , each having v_n as a vertex. Let P, Q, R have x, y, z sides respectively. (See Figure 7.)

Claim 2. The triple yxz appears in the cyclic tuple $k = [k_1, k_2, \dots, k_d]$.

Since P and Q share the edge between v_n and v_0 , and since they are successive polygons (in counter-clockwise order) in the fan of v_0 , xy appears in the vertex-type k . Similarly, R and P share the edge between v_{n-1} and v_n , and are successive polygons in the fan of v_{n-1} , and so zx appears in the vertex-type. Since both yx and xz appear in the vertex-type k , by Condition (A), so does yxz . This proves Claim 2.

Hence by adding a wedge based at v_n between the fans F_0 and F_{n-1} , and subdividing into polygons, there is a choice of numbers of sides such that the successive polygons Q, P, R are completed to a fan F_n . Note that once again, we have implicitly used the assumption that $d \geq 4$, as in the process we are ending up with at least four polygons around v_n .

Verifying Properties 1 and 2. We can now define

$$X_{i+1} := X_i \cup F_0 \cup F_1 \cup \dots \cup F_n.$$

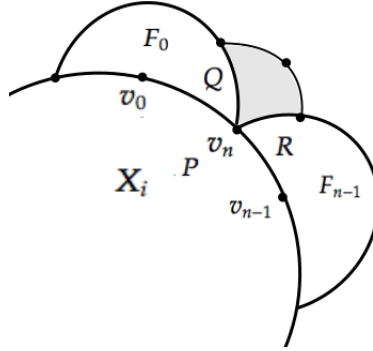


FIGURE 7. The final fan F_n involves adding a wedge between F_0 and F_{n-1} .

By construction, all the boundary vertices v_0, v_1, \dots, v_n are in the interior of X_{i+1} , and every interior vertex has vertex-type k .

By the inductive hypothesis, X_i is topologically a closed disk, and by construction, at each step of adding a fan at a boundary vertex, one is adjoining a simply-connected wedge to a connected arc of the boundary. Hence by Lemma 2.3, the union $X_i \cup F_0 \cup F_1 \cup \dots \cup F_j$ is topologically a closed disk for each $j = 0, 1, 2, \dots, n$. By the remark following Lemma 2.1, we can realize each (topological) polygon as regular hyperbolic polygon of side length l_0 , such that at each vertex the total angle is 2π , and we have a smooth hyperbolic metric in the interior of X_{i+1} . This establishes Property 2 for X_{i+1} .

To check Property 1 for X_{i+1} , notice that the new boundary vertices are the vertices of the fans F_0, F_1, \dots, F_n that lie on the boundary arcs of the wedges that we added. Vertices that lie in the *interior* of such a boundary arc have valence 2 or 3, exactly as for boundary vertices of a fan X_0 . There must be one such vertex of valence 2, since there is no triangular tile.

Now a vertex w that lies at the intersection of two adjacent wedges, say F_j and F_{j-1} , is the endpoint of the edge from v_j to w that is common to F_j and F_{j-1} . (See Figure 6.) Note that there cannot be an edge from w to v_{j+1} , since then $v_{j+1}wv_j$ will form a triangular tile, contradicting our assumption that our tiling is triangle-free. Similarly, there cannot be an edge from w to v_{j-1} . Hence this boundary vertex w is of valence 3.

Thus, all boundary vertices of X_{i+1} have valence 2 or 3, and there is at least one vertex of valence 2 and 3, verifying Property 1.

2.3. The endgame. It only remains to show:

Lemma 2.4. *The union X_∞ of the tiled surfaces X_i for $i \geq 0$ is isometric to the entire hyperbolic plane.*

Proof. Clearly, the initial fan X_0 contains a hyperbolic disk of some positive radius, say $r_0 > 0$, that is centered at the central vertex V .

Claim 3. *There is an $r > 0$ such that any point on the boundary of X_{i+1} is at distance at least r from X_i , for each $i \geq 0$.*

Any regular polygon in the annular region $X_{i+1} \setminus X_i$ has either a vertex or a side lying on the boundary of X_i . For each such polygon P , we choose $\delta_P > 0$ as follows, in the two possible cases:

- (i) $P \cap X_i = \{v\}$ where v is a vertex of P that is also in ∂X_i . Let s_+ and s_- be the edges of P that have v as a common vertex. Let $N_\delta(v)$ be the set of points of P at distance less than δ from v . We choose (sufficiently small) δ_P such that $N_{\delta_P}(v)$ is at distance at least δ_P from the remaining sides of P (that is, except s_\pm).
- (ii) $P \cap X_i = \{s\}$, where s be a side of P lying in ∂X_i . Let s_+ and s_- be the two sides adjacent to s in ∂P . Let $N_\delta(s)$ be the set of points of P at distance less than δ from s . We then choose (sufficiently small) δ_P such that $N_{\delta_P}(s)$ is at distance at least δ_P from the sides of P other than s, s_-, s_+ .

Since P is a regular polygon (of side length l_0 – see the remark following Lemma 2.1), the quantity δ_P only depends on the number of sides (the size) of P . However, the size of any such regular polygon is one of the integers in k , and hence, by taking a minimum, we get a number $r > 0$ that works for all the polygons P .

Now, for each polygon P in $X_{i+1} \setminus X_i$, we consider the set $N_r(v)$ if $P \cap \partial X_i = \{v\}$ or $N_r(s)$ if $P \cap \partial X_i = \{s\}$. The union of these neighborhoods forms an annular region comprising points at distance less than r from ∂X_i , that is disjoint from ∂X_{i+1} . This proves Claim 3.

Thus, for each $i \geq 0$, the distance of the boundary of X_i from V is at least $r_0 + i \cdot r$, and hence the region X_i includes a hyperbolic disk of radius $r_0 + i \cdot r$ centered at V . As $i \rightarrow \infty$, the radius tends to infinity, and hence the simply-connected surface X_∞ we obtain in the union of the tiled surfaces is complete. By construction, this simply-connected surface has a smooth metric of constant negative curvature, and hence by the Cartan-Hadamard theorem, it is the entire hyperbolic plane. This proves the lemma. \square

This completes the proof of Theorem 1.2.

For the uniqueness statement, we need additional conditions on k to ensure that there is no choice in any step of the preceding construction: see Theorem 1.4 and its proof in §4.

We conclude this section with the following observation:

Lemma 2.5. *Let \mathcal{T} be a (topological) tiling of the hyperbolic plane \mathbb{H}^2 with the property that the vertex-type at each vertex is k , where k satisfies the angle-sum condition (1). Then \mathcal{T} can be “geometrized”, that is, there is a semi-regular tiling of \mathbb{H}^2 by regular polygons with vertex-type k at each vertex, that is equivalent to \mathcal{T} . Moreover, any two semi-regular tilings equivalent to \mathcal{T} are related by a hyperbolic isometry that takes vertices and edges of one to those of the other.*

Proof. Realize each polygon of \mathcal{T} as a regular polygon of side-length l_0 , obtained in Lemma 2.1, and attach them by isometric identifications of the sides in the pattern dictated by \mathcal{T} . By Lemma 2.1, these polygons fit together at each vertex to form a fan, and so the resulting surface acquires a (smooth) hyperbolic metric. Moreover, by the argument in Lemma 2.4, this surface is in fact complete, and since it tiles a simply-connected region, it is isometric to \mathbb{H}^2 by the Cartan-Hadamard theorem. This results in a semi-regular tiling of \mathbb{H}^2 that is equivalent to \mathcal{T} .

Let T and T' be two such semi-regular tilings equivalent to \mathcal{T} . Then since T and T' are equivalent, there is a homeomorphism h of the hyperbolic plane to itself, that maps vertices, edges and tiles of T to those of T' . Again by Lemma 2.1, the choice of hyperbolic length l_0 of the edges for a semi-regular tiling with vertex-type k is unique. Thus, h must be length-preserving on each edge, and this can be extended to be an isometry on each tile. Thus, we in fact have an isometry of the hyperbolic plane to itself, that realizes the equivalence between T and T' . \square

3. HANDLING TRIANGULAR TILES: PROOF OF THEOREM 1.3

Suppose we now have a cyclic tuple $k = [k_1, k_2, \dots, k_d]$ that satisfies the hypotheses of Theorem 1.3. This time, $d \geq 6$, but we could have $k_i = 3$ for some (or all) $i \in \{1, 2, \dots, d\}$.

Constructing the exhaustion. The construction is the same inductive procedure as in §2: we start with a fan X_0 around a single vertex V , and proceed to build a sequence of tiled surfaces

$$X_0 \subset X_1 \subset X_2 \subset \dots \subset X_i \subset X_{i+1} \subset \dots$$

which builds up a tiled surface X_∞ that is isometric to the hyperbolic plane, and such that each interior vertex of X_i has vertex-type k , for each $i \geq 0$.

In what follows we shall point out some of the differences with the proof of Theorem 1.2 in §2.

The key difference is that this time a vertex of valence 4 may appear on the boundary of a tiled surface X_{i+1} after completing the fans for the boundary vertices of X_i . (See Figure 8.)

Each region X_i shall satisfy Property 2 as before, but the following different analogue of Property 1:

Property 1'. *The following properties hold for X_i :*

- (i) *All boundary vertices in ∂X_i have valence 2, 3 or 4 in X_i . Moreover, there is at least one vertex of valence at least 3.*
- (ii) *Any boundary vertex $v \in \partial X_i$ of valence 4 is the vertex of a triangular tile in X_i that intersects the boundary ∂X_i only at v .*
- (iii) *Either there is a boundary vertex of valence 2, or there is a boundary edge that belongs to a triangular tile.*

It is easy to see that X_0 satisfies (i) and (iii) above. Also, (ii) is vacuously true as ∂X_0 does not have any vertex of valence 4. As mentioned, valence 4 vertices may arise on the boundary of X_i for $i \geq 1$ because of the presence of triangular tiles.

As before, the boundary ∂X_i is a topological circle because of Property 2, and we denote the boundary vertices of ∂X_i by v_0, v_1, \dots, v_n in counter-clockwise order. We also require that:

- (a) v_0 has valence 3 or valence 4.
- (b) One of the two hold:
 - Either $v_0 v_n$ is a boundary edge that belongs to a triangular tile, and v_n has valence 3, or
 - v_n has valence 2 in X_i .

This is possible for X_0 since if $k = [3^d]$, then each boundary vertex has valence 3, and the first condition of (b) holds. Otherwise, as in §2, we can in fact choose v_0 to have valence 3 and v_n to have valence 2, that is, satisfying the second condition of (b). For X_i , where $i \geq 1$, we shall verify that such a choice of v_0 and v_n is possible at the end of the inductive step.

In what follows we shall complete fans F_j around v_j for each $0 \leq j \leq n$ as before, and define

$$X_{i+1} := X_i \cup F_0 \cup F_1 \cup \dots \cup F_n$$

for each $i \geq 0$.

Completing the fan at v_0 . When the valence of v_0 is 3, we complete the fan F_0 around v_0 exactly as in the construction for Theorem 1.2. When the valence of v_0 equals 4, then the three polygons of X_i around v_0 have sizes $x, 3$ and y in counter-clockwise order because of part (ii) of Property 1'.

We need to ensure that we can continue placing polygons around v_0 to complete a fan, that is, we need to prove:

Claim 4. The triple $x3y$ appears in the cyclic tuple $k = [k_1, k_2, \dots, k_d]$.

Let v_0w and v_0w' be the two edges at v_0 whose other endpoints are in the interior of X_i . Then Property 1' (ii) implies that v_0ww' is a triangular tile. Suppose P and Q are the other polygons in X_i with v_0 as a vertex, having x and y sides respectively. (See Figure 8 for a similar situation where v_j is the vertex, instead of v_0 .) Then considering the vertices w and w' that lie in the interior of X_i (and consequently have vertex-type k) we see that the pairs $3x$ and $y3$ must appear in the cyclic tuple k (in counter-clockwise order). Hence by Condition (A), the triple $x3y$ appears in k . This proves Claim 4.

Then, as before, we can add a wedge at v_0 in the exterior of X_i , and subdivide into polygons by adding spokes and vertices on the resulting boundary arcs of the wedge, having the numbers of sides that determine the rest of the tuple k following $x, 3$ and y . This completes the fan F_0 at v_0 .

Completing the fan at v_j . Now suppose we have completed fans around v_0, v_1, \dots, v_{j-1} for $1 \leq j \leq n-1$, and we need to complete the fan F_j at v_j .

As before, our analysis divides into cases depending on the valency of the vertex v_j in X_i . When v_j has valence 3 or 4 in the already-tiled surface $X_i \cup F_0 \cup F_1 \cup \dots \cup F_{j-1}$, the completion of the fan F_j proceeds exactly as in the corresponding step in the proof of Theorem 1.2. The new case is when v_j has valence 5, that is, when it had valence 4 in X_i (before the other fans were completed). In this case, there are three polygons P, T , and Q in X_i which share a vertex v_j , where T is a triangular tile, and there is another polygon R in the fan F_{j-1} that has v_j as a vertex. (See Figure 8.)

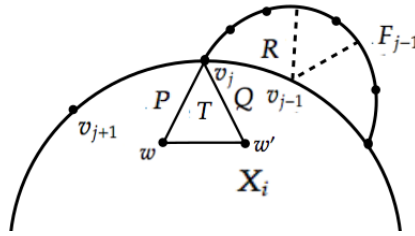


FIGURE 8. Completing a fan F_j at a vertex v_j of valence 5.

Thus, around v_j , there are polygons P, T, Q, R , in that counter-clockwise order. If the corresponding numbers of sides are $x, 3, y$ and z , in order to be able to complete a fan at v_j with vertex-type k , we need to show:

Claim 5. The quadruple $x3yz$ appears in k .

This is where we shall use Condition (B). Let v_j be the vertex of T as above, and let the other two vertices of T be w and w' . Note that w, w' both have vertex-type k by the inductive hypothesis, since they lie in the interior of X_i . Then, since the polygons T and P appear

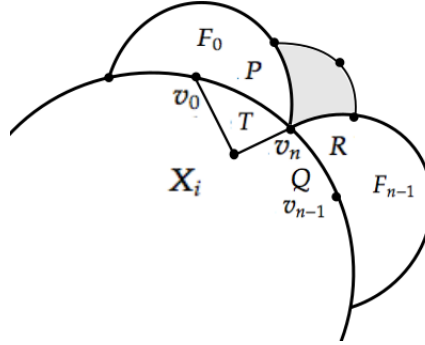


FIGURE 9. Completing the final fan in the case when v_0v_n is the edge of a triangular tile T .

(in counter-clockwise order) around w , the pair $3x$ appears in k . Similarly, considering the polygons around w' , we see that the pair $y3$ appears in k . Using Condition (A), we deduce, exactly as in a previous claim, that the triple $x3y$ appears in k . Now the vertex v_{j-1} has the polygons R and Q (in counter-clockwise order) around it, so the pair zy also appears in k . Applying the same argument involving Condition (A), we conclude that $3yz$ appears in k . Finally, since the triples $x3y$ and $3yz$ are in k , an application of Condition (B) proves the claim.

This allows a wedge to be added at v_j , and divided into polygons, so that the polygons P, T, Q and R are part of a fan F_j of vertex-type k that is thus completed around v_j .

The final fan. To complete the fan F_n at the remaining boundary-vertex v_n , we would need to add a wedge that goes between the fans F_0 and F_{n-1} , and subdivide into polygons.

The case when v_n had valence 2 in X_i is exactly as in the case of completing the final fan in the proof of Theorem 1.2.

The remaining case is when v_0v_n is an edge of a triangular tile T and v_n has valence 3: in this case the polygons in $X_i \cup F_0 \cup F_1 \cup \dots \cup F_{n-1}$ that share the vertex v_n are P (which is part of F_0), T and Q (which are part of X_i), and R (which is part of F_{n-1}), where P, T, Q and R are in counter-clockwise order around v_n . (See Figure 9.) Suppose the numbers of vertices of P, Q and R are x, y and z respectively. Then, by exactly the same argument as in Claim 5, we have that $x3yz$ belongs to the vertex-type k , and hence there is indeed a completion of these four polygons to a fan F_n at v_n .

This completes the new tiled surface X_{i+1} .

Verifying Property 1' and Property 2. By construction, all interior vertices of X_{i+1} have vertex-type k , and it is easy to see by applying Lemma 2.3 that X_{i+1} is homeomorphic to a closed disk. Moreover, by the remark following Lemma 2.1, we can realize each polygon in X_{i+1} as a regular hyperbolic polygon of side length l_0 , such that at each vertex the total angle is 2π , and we have a smooth hyperbolic metric in the interior of X_{i+1} . Thus, Property 2 holds for X_{i+1} .

Therefore, it only remains to verify Property 1', which is where the degree condition $d \geq 6$ is used.

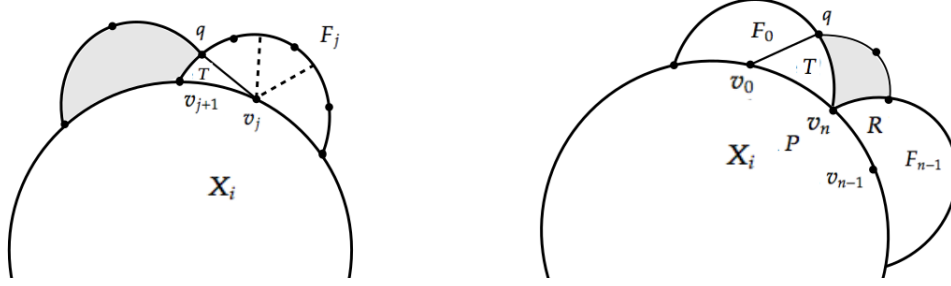


FIGURE 10. Ways that a valence 4 vertex q can appear in the boundary of X_{i+1} while completing the fans. Note that a triangular tile T is always involved.

The key observation is that when the fans F_j (for $0 \leq j \leq n$) are added to X_i , the following holds:

Claim 6. A portion of the wedge added while completing F_j lies on the boundary of X_{i+1} .

For example, when a fan F_j is added to a boundary vertex $v_j \in \partial X_i$ having valence 4 in X_i (see Figure 8), there are already four polygons around v_j in $X_i \cup F_0 \cup F_1 \cup \dots \cup F_{j-1}$, and the added wedge (to complete the fan F_j) needs to have at least one spoke, since the total number of polygons needs to be at least 6. If q is the endpoint of the first spoke (in counter-clockwise order around v_j), then $F_{j+1} \cap F_j$ cannot contain the portion of the wedge boundary that lies between q and F_{j-1} . Hence this portion of the boundary of F_j is on the boundary of X_{i+1} .

The same holds for the other cases (when v_j has valencies 2 or 3); note that then the added wedge needs to be divided with even more spokes, to have a final valence at least 6. This proves Claim 6.

Recall now that Property 1' had three parts.

Proof of (i) and (ii). A valence 4 vertex is created in the boundary of X_{i+1} when the fan F_j (for $0 \leq j \leq n-1$) has a triangular tile T in the subdivided wedge, one of whose edges is $v_j v_{j+1}$. In that case, if q is the other vertex of T , then q lies in the boundary of X_{i+1} , and is disjoint from F_{j-1} , by Claim 6 above. Moreover, it has valence 4 in X_{i+1} , since the edge qv_{j+1} will be shared by a polygon in the wedge added at v_{j+1} to complete the next fan F_{j+1} . (See Figure 10.) The only other case when a valence 4 vertex appears in the boundary of X_{i+1} is when the fan F_0 has a triangular tile in the added wedge that has side $v_0 v_n$. Then, the other vertex q of T lies in the boundary of X_{i+1} , and has valence 4 in X_{i+1} when the wedge (for F_n) is added at v_n . In both these cases, the triangular tile T lies in the interior of X_{i+1} , and (ii) is satisfied.

In all other cases, when completing a fan, the extreme points of the boundary of any added wedge has valence 3. Recall that we have proved that Property 2 holds for X_{i+1} , and hence its boundary is topologically a circle. If a portion γ of the boundary of an added wedge lies in the boundary of X_{i+1} , then γ is also a portion of the boundary of a fan. Hence, it has no other edges from it to other parts of X_{i+1} , and hence all vertices that lie in γ have valence either 2 or 3. Moreover, each endpoint of the arc γ has valence at least 3. This proves (i).

Proof of (iii). Finally, recall that the subdivision of the wedge into polygons involves adding spokes, and then, in the case of non-triangular tiles, adding valence 2 vertices to the resulting boundary arcs to achieve the desired sizes. Claim 6 above implies that there is a portion γ of an added wedge that lies in the boundary of X_{i+1} . This boundary arc γ is either the boundary of (one or more) triangular tiles tiling the wedge, or there is some polygon in the added wedge having a size greater than 3. In the latter case, the subdivision procedure implies that there is a vertex in γ , and consequently in the boundary of X_{i+1} , that has valence 2. In the former case, there is a boundary edge of X_{i+1} that belongs to a triangular tile. This proves (iii).

Thus X_{i+1} satisfies Property 1', and this completes the inductive step.

Completing the proof. Finally, we verify that we can choose an ordering of the new boundary vertices v'_0, v'_1, \dots, v'_n of X_{i+1} such that v'_0 and v'_n satisfy (a) and (b) stated after Property 1'. In fact, these successive vertices v'_n, v'_0 can be chosen to lie along the boundary of the final wedge added while completing F_n . Indeed, an extreme point q (in counter-clockwise order) in the boundary of such a wedge, that also belongs to F_0 , has valence 3 or 4 (see, for example, Figure 10). This satisfies (a). The vertex v in the wedge boundary that precedes q either has valence 2, in case the edge qv belongs to a polygon in the wedge having more than three sides, or else qv is an edge of a triangular tile in the added wedge. In this case, since $d \geq 6$, there is at least one more tile in the added wedge, which the edge qv is adjacent to; hence v has valence exactly 3. Thus the vertex v satisfies (b), and the vertices q and v can be taken to the first and last vertices (v'_0 and v'_n) respectively, in our new counter-clockwise ordering of the boundary vertices of X_{i+1} .

Thus, we get a sequence of nested tiled surfaces (each a closed hyperbolic disk)

$$X_0 \subset X_1 \subset \dots \subset X_i \subset X_{i+1} \subset \dots$$

such that any interior vertex of X_i has vertex-type k . Lemma 2.4 still applies (its proof is independent of the hypotheses of Theorems 1.2 and 1.3), and this sequence of regions exhausts the hyperbolic plane, defining the desired semi-regular tiling. This proves Theorem 1.3.

4. UNIQUENESS AND UNIFORMITY: PROOFS OF THEOREM 1.4 AND COROLLARY 1.5

Proof of Theorem 1.4. Let T be the semi-regular tiling with vertex-type k obtained from Theorem 1.2 or 1.3. Assume that the vertex-type k satisfies the additional property in the statement of Theorem 1.4.

The uniqueness statement then follows from the observation that (a) the semi-regular tiling T can be thought of as arising from our construction, and (b) if the vertex-type $k = [k_1, k_2, \dots, k_d]$ satisfies the hypothesis of the theorem, then there is a unique way of completing the fan F_j for each $0 \leq j \leq n$. This is because at any such step, the partial fan that was already at v_j , had (at least) two polygons P and Q already in place around it. If x and y are the sizes of P and Q respectively, then this determines a pair xy that appears in k . Then by the assumed property of k , there is a unique sequence of polygons that can follow P and Q in the final fan. This determines a unique way of choosing the subdivision of the added wedge that determines these polygons. Hence the i -th stage of the construction (expanding from X_{i-1} to X_i) is determined uniquely for each $i \geq 1$, and thus the final tiling X_∞ is determined uniquely.

The uniformity statement in fact follows immediately from the fact that the construction of the sub-tilings $X_0 \subset X_1 \subset X_2 \subset \dots$ is determined uniquely, by our assumption on k . In what follows, we give a more geometric argument.

Let V be an initial vertex, and $X_i, i \geq 0$ be the sequence of surfaces, and X_∞ their union, as in the construction in §2 and §3. Since X_∞ is isometric to \mathbb{H}^2 (by Lemma 2.4), we can consider each X_i (for $i \geq 0$) as an isometrically embedded subset of \mathbb{H}^2 . Let $U := v_0, \dots, v_n$ be the vertices in ∂X_0 (ordered in the counter-clockwise direction), where VU is an edge (equivalently, $\deg_{X_0}(U) = 3$). Let $P = V-U-v_1-\dots-v_{p-2}-V$, $Q = U-V-v_{n-q+3}-\dots-v_n-U$ be the polygons (tiles) containing the edge VU , of sizes p and q respectively. Thus, the vertex-type k can be expressed as $[p, q, q_3, \dots, q_d]$, where note that q_3, \dots, q_d , in that order, are uniquely determined by the pair pq . The sizes of the polygons containing V in the clockwise direction around V are then p, q, q_3, \dots, q_d respectively, and these are also the sizes of the polygons containing U in the counter-clockwise direction. The last set of polygons forms the complete fan around U , which is also the 0-th layer Y_0 when we perform the construction in §2 or §3 starting with the initial vertex U . Like the unique sequence of layers $X_0 \subset X_1 \subset X_2 \subset \dots$ with initial vertex V , there exists a unique sequence of layers $Y_0 \subset Y_1 \subset Y_2 \subset \dots$ with initial vertex U , obtained from our construction. Once again, we consider each Y_i (for $i \geq 0$) as a subspace of \mathbb{H}^2 .

Then the hyperbolic reflection $\rho : \mathbb{H}^2 \rightarrow \mathbb{H}^2$ which fixes the edge UV and interchanges U and V is an isomorphism (taking vertices to vertices and edges to edges) between the tiled regions X_0 and Y_0 . Moreover, $\rho(P) = P$, $\rho(Q) = Q$, $\rho(v_1) = v_{p-2}$, $\rho(v_n) = v_{n-q+3}$. Clearly, the image of the fan at v_1 (which is a subset of X_1) under ρ would be the fan at v_{p-2} (which is a subset of Y_1). Continuing this way, considering the fan at each of the vertices v_2, v_3, \dots, v_n , we see that the image of X_1 under ρ is Y_1 . By the same way, we see that $\rho(X_2) = Y_2$, $\rho(X_3) = Y_3, \dots$, that is, $\rho(X_i) = Y_i$ for each $i \geq 0$. Thus, ρ is an isomorphism between $X_\infty = \cup_{i \geq 0} X_i$ and $Y_\infty = \cup_{i \geq 0} Y_i$. Now, observe that $Y_0 \subset X_1$ and $X_0 \subset Y_1$. Moreover, by the uniqueness of X_i 's and Y_i 's, it follows that $Y_1 \subset X_2$, $Y_2 \subset X_3, \dots$ and $X_1 \subset Y_2$, $X_2 \subset Y_3, \dots$, that is, $X_i \subset Y_{i+1}$ and $Y_i \subset X_{i+1}$ for each $i \geq 0$. This implies $X_\infty = Y_\infty$ and ρ is an automorphism of the tiling $T = X_\infty = Y_\infty$ such that $\rho(V) = U$, $\rho(U) = V$.

Since U is any neighbour of V , this argument shows that any two adjacent vertices of T are in the same $\text{Aut}(T)$ -orbit. Since the 1-skeleton of T is connected, it follows that all the vertices form one $\text{Aut}(T)$ -orbit. Therefore, the action of $\text{Aut}(T)$ on the vertex set of T is transitive, that is, the semi-regular tiling T is uniform. This completes the proof. \square

Proof of Corollary 1.5. By Lemma 2.5, it is enough to show that two semi-regular tilings T and T' with the same vertex-type $k = [p^q]$, where $\frac{1}{p} + \frac{1}{q} < \frac{1}{2}$, are equivalent. Note that the above inequality arises from the angle-sum condition (1).

It is easy to see that the uniqueness criterion in Theorem 1.4 is satisfied by the cyclic tuple $k = [p^q]$.

If $p = 3$, then the inequality arising from the angle-sum condition implies that $q \geq 7$. Hence, in this case, the hypotheses of Theorem 1.3, and the uniqueness criterion in Theorem 1.4, are satisfied by $k = [p^q]$, and we deduce that the two tilings are equivalent.

If both $p, q \geq 4$ the hypotheses of Theorem 1.2 and the uniqueness criterion in Theorem 1.4 are satisfied by k , and we similarly deduce that the two tilings are equivalent.

Finally, if $q = 3$, then $p \geq 7$, and the tilings are the duals to semi-regular tilings, each with vertex-type $[3^p]$. (Here, the *dual* of a semi-regular tiling is constructed by taking vertices at the incenters of the original tiles, and connecting any pair of vertices in adjacent tiles by a geodesic edge.) The latter tilings are equivalent, as noted above, and hence so are their duals. \square

5. EXAMPLES OF NON-UNIQUENESS

In this section we give examples of distinct tilings with the same vertex-type.

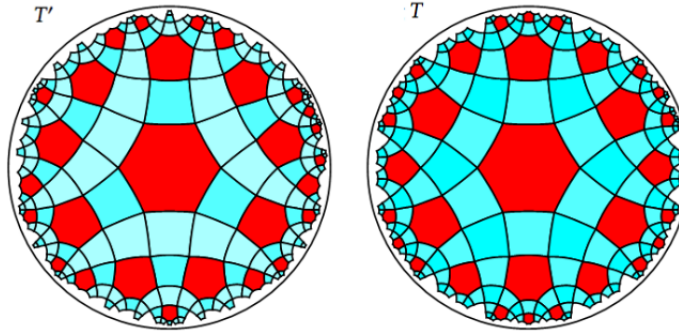


FIGURE 11. Spot the difference: these are distinct semi-regular tilings with identical vertex-type $[4,4,4,6]$.

Infinitely many distinct tilings. Consider the cyclic tuple $k = [4, 4, 4, 6]$. Note that such a cyclic tuple does *not* satisfy the criterion for uniqueness: the pair 44 can be continued both as $[4, 4, 4, 6]$ as well as $[4, 4, 6, 4]$.

In this case, there is a semi-regular tiling T of vertex-type k such that T is invariant under an action of a discrete subgroup $\Gamma < \text{PSL}_2(\mathbb{R})$, that acts transitively on the hexagonal tiles. (See the tiling T on the right in Figure 11.) Here, Γ is generated by the three hyperbolic translations, together with their inverses, that take the central red hexagon to the six nearest hexagons lying on the three axes passing through (and orthogonal to) the three pairs of opposite sides of the central hexagon.

Notice that it has a Γ -invariant collection \mathcal{R} of bi-infinite rows of squares $\{R_\gamma | \gamma \in \Gamma\}$ (see the rows of blue squares in Figure 11). Any such row R_γ has adjacent layers L_+ and L_- that comprise alternating hexagons and squares.

Then, a tiling T' that is *distinct* from T is obtained by shifting one side of each R_γ relative to the other. For example, performing this shift for three such bi-infinite rows adjacent to alternating sides (left, right, and bottom) of the central red hexagon in T produces a new tiling T' (on the left in Figure 11). This is clearly not equivalent to T since, for example, T' has a local configuration comprising a pair of hexagons with a chain of three squares between them, which is absent in T .

The same technique works for the vertex-type $[4, 4, 4, n]$ for $n > 4$. There is a semi-regular tiling with this vertex-type which has an infinite collection \mathcal{R} of bi-infinite rows of squares.

Now consider a subset \mathcal{S} of the collection of rows \mathcal{R} that are “sufficiently far apart”, that is, each pair of rows in the subset are disjoint, and there is no hexagon having two sides belonging to the two rows in the pair. The relative shift as above can then be performed simultaneously for the rows in \mathcal{S} ; for each row, the change in the tiling is shown below (Figure 12.) The assumption of the rows being “sufficiently far apart” ensures that these shifts are independent of each other. Since there are infinitely many such subsets of \mathcal{R} that are not equivalent under the symmetries of T , we obtain infinitely many distinct tilings. Once again, the fact that they are distinct can be shown by producing local configurations that are unique to each tiling.

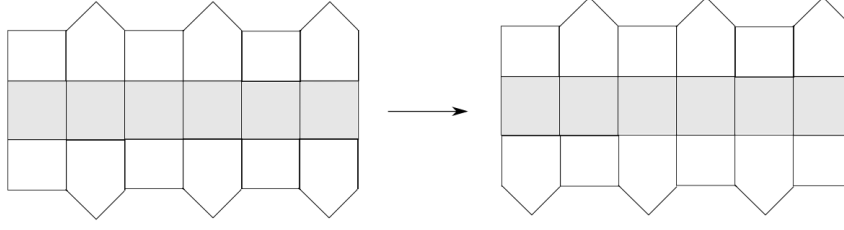


FIGURE 12. A relative shift of the tiles on either of the row R_γ (shown shaded) produces a different tiling with the same vertex-type $[4, 4, 4, 5]$.

Other examples. Note that our construction in §2 and §3 can be done starting with any initial tiled surface X_0 that satisfies Property 1 (in the case that no tile is triangular and $d \geq 4$) or Property 1' (in the case $d \geq 6$) and Property 2, together with the property that each interior vertex has the same vertex-type $k = [k_1, k_2, \dots, k_d]$.

If k satisfies the hypotheses of Theorem 1.3, but has a pair xy of consecutive elements which can be completed to the same cyclic tuple in two *different* ways, and these choices show up while completing the fans, then the final semi-regular tilings could be different. For an example, when the vertex-type is $k = [4, 3, 3, 3, 4, 3]$, the pair 33 can be continued both as $[3, 3, 3, 4, 3, 4]$ as well as $[3, 3, 4, 3, 4, 3]$, and this choice, used judiciously in the tiling construction, gives rise to two distinct semi-regular tilings – see https://en.wikipedia.org/wiki/Snub_order-6_square_tiling.

6. DEGREE-3 TILINGS: PROOF OF THEOREM 1.6

In this section we prove Theorem 1.6. Our proof relies on the following result of [EEK82b] that was already mentioned in the Introduction:

Theorem 6.1 (Theorem 1.3 of [EEK82b]). *Let M be a closed orientable surface, and let $m_1, \dots, m_d, R, E, V_1, \dots, V_d$ be positive integers satisfying*

$$2E = dR; \quad 2m_i V_i = R, \quad i = 1, \dots, d; \quad \text{and} \quad R - E + \sum_{i=1}^d V_i = \chi(M).$$

Then there is a tiling of M into R d -gons, with E edges, and $\sum_i V_i$ vertices, V_i of valence $2m_i$ ($i = 1, \dots, d$), such that each region has vertices of valence $2m_1, \dots, 2m_d$, up to cyclic order.

In what follows, the *dual* of a tiling (or map) X on a surface M , is defined as follows: Take a new vertex v_F in the interior of each face F of X . If e is an edge of X then e is the intersection of exactly two faces F and G . Join v_F with v_G by an edge \tilde{e} inside $F \cup G$. We choose the edges such that intersection of two edges \tilde{d} and \tilde{e} is either empty or a common end point. Then the new vertices and new edges define a map on M called the *dual* of X and is denoted by X^* .

This combinatorial definition coincides with the notion of the *dual* of a semi-regular tiling introduced in the proof of Corollary 1.5 at the end of §4.

Corollary 6.2. *For $d \geq 3$, consider integers $m_1, \dots, m_d \geq 2$, such that the vertex-type $k = [2m_1, \dots, 2m_d]$ satisfies the angle-sum condition (1). Then there exists a semi-regular tiling on the hyperbolic plane of vertex-type k .*

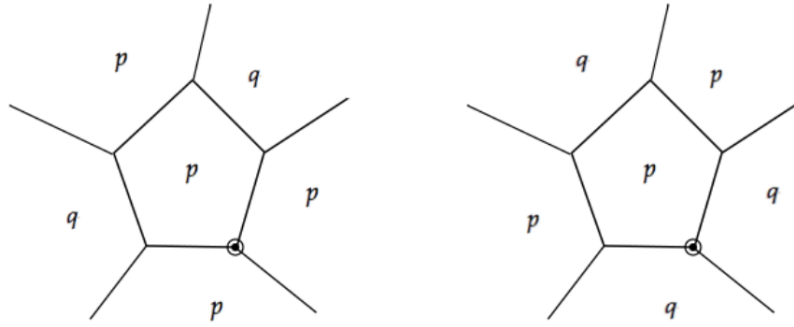


FIGURE 13. When p is odd, there cannot be a semi-regular tiling with vertex-type $[p, p, q]$: the offending vertex is circled in the two possibilities.

Proof. It can be checked that the angle-sum condition reduces to $\frac{1}{m_1} + \dots + \frac{1}{m_d} < d-2$. Consider the positive integers $R = 4m_1 \dots m_d$, $E = dR/2$, $V_i = R/(2m_i)$, $1 \leq i \leq d$. Let $\chi = R - E + \sum_{i=1}^d V_i$. Then $\chi = R(1 - \frac{d}{2} + \frac{1}{2} \sum_{i=1}^d \frac{1}{m_i}) = -\frac{R}{2}((d-2) - \sum_{i=1}^d \frac{1}{m_i})$. So, χ is a negative even integer. Let M be the orientable closed surface with Euler characteristic $\chi(M) = \chi$. Then the surface M , and integers m_1, \dots, m_d , R , E , V_1, \dots, V_d satisfy the hypothesis of Theorem 6.1. Therefore, by Theorem 6.1, there exists a tiling X of M into R regular d -gonal faces, with E edges, and $\sum_{i=1}^d V_i$ vertices, V_i of valence $2m_i$ ($i = 1, \dots, d$, with the understanding that the m_i s need not be distinct), such that each face has vertices of valences $2m_1, \dots, 2m_d$, up to cyclic order.

Let X^* be the dual of X , as defined above. Then by Lemma 2.5, X^* has a geometric realization as a semi-regular tiling of degree d and of vertex-type $[2m_1, \dots, 2m_d]$ on the closed surface M . Since $\chi(M)$ is negative, the hyperbolic plane is the universal covering of M . The semi-regular tiling X^* on M then lifts to a semi-regular tiling $Y := \widetilde{X^*}$ of the same vertex-type on the hyperbolic plane. \square

Proof of Theorem 1.6. Our proof divides into several cases which we handle separately.

Case 1: $k = [p, p, p]$. Note that for the angle sum (1) to be satisfied, we have $p \geq 7$. Semi-regular tilings with this vertex-type k exist, as they are dual to the semi-regular tilings $[3^p]$ which exist by the Fuchsian triangle-group construction mentioned in the introduction.

Case 2: $k = [p, p, q]$ where $p \neq q$, and p is odd. In this case, suppose there is a semi-regular tiling with vertex-type k . Consider a p -gon in this tiling, with vertices v_0, v_1, \dots, v_{p-1} , and edges e_i between v_i and v_{i+1} for $0 \leq i \leq p-1$ (considered modulo p). Since each of these vertices has degree 3, the edges alternately share an edge with a p -gon and q -gon, respectively. However, if p is odd, then there is a vertex with three p -gons or two q -gons and a p -gon around it, which contradicts the fact that the vertex-type is k . (See Figure 13.) Thus, there can be no semi-regular tiling with vertex-type k . This argument also appears in [DM17], Lemma 2.2 (i), in the context of maps on surfaces.

Case 3: $k = [p, p, q]$ where $p \neq q$, and p is even. Let $p = 2n$. Then the angle-sum in (1) can be easily seen to yield that $\frac{1}{n} + \frac{1}{q} < \frac{1}{2}$. Note that this is exactly the same condition that implies the existence of an $[n^q]$ tiling. We can in fact construct a semi-regular tiling with vertex-type k by modifying an $[n^q]$ tiling T_0 in the following way: replace each vertex in T_0 by a q -gon, which has vertices along the edges of T_0 . The tiles of T_0 are now $2n$ -gons, since each such tile acquires an extra edge from the q -gon added at each vertex, and there are n

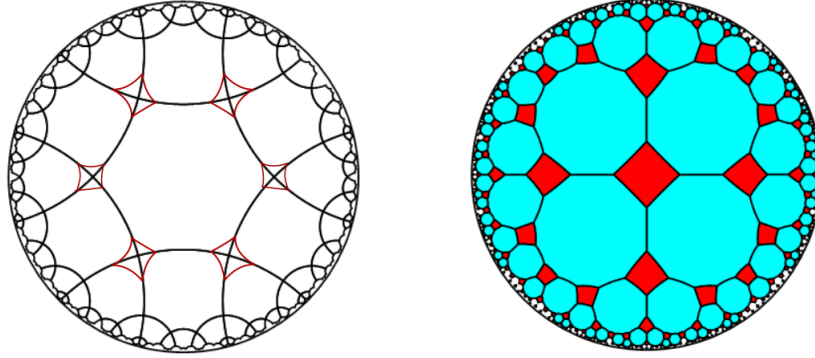


FIGURE 14. A semi-regular tiling with vertex-type $k = [12, 12, 4]$ (figure on the right) is obtained by “truncating” each tile of a semi-regular tiling with vertex-type $[6^4]$ (figure on the left).

vertices. (This is well-known procedure called “truncation” – see Chapter VIII of [Cox73].) Although this construction is a *topological tiling*, we can replace them by regular hyperbolic polygons since the angle-sum condition is satisfied (*c.f.* Lemma 2.5). (See Figure 14.)

Case 4: $k = [p, q, r]$ where p, q, r are distinct. By Lemma 2.2 (ii) of [DM17], all three p, q and r have to be even, say $p = 2\ell, q = 2m, r = 2n$, where $\ell, m, n \geq 2$ are distinct. In this case, the angle sum condition is satisfied if $\frac{1}{\ell} + \frac{1}{m} + \frac{1}{n} < 1$. By Corollary 6.2, such a semi-regular tiling exists on the hyperbolic plane.

This covers all possibilities for a triple k , and completes the proof. \square

Acknowledgements. The first author is supported by SERB, DST (Grant No. MTR/2017/000410). The second author acknowledges the SERB, DST (Grant no. MT/2017/000706) and the Infosys Foundation for their support. The authors are also supported by the UGC Centre for Advanced Studies. The authors thank the referee for several suggestions that significantly improved this article. Several figures in this article were made using the L2Primitives and Tess packages for Mathematica, available online at the Wolfram Library Archive.

REFERENCES

- [BK08] Ulrich Brehm and Wolfgang Kühnel. Equivelar maps on the torus. *European J. Combin.*, 29(8):1843–1861, 2008.
- [Cox73] H. S. M. Coxeter. *Regular polytopes*. Dover Publications, Inc., New York, third edition, 1973.
- [DM] Basudeb Datta and Dipendu Maity. Correction to: Semi-equivelar and vertex-transitive maps on the torus. *Beitr. Algebra Geom.* Published online: 15 July 2019, doi.org/10.1007/s13366-019-00458-7.
- [DM17] Basudeb Datta and Dipendu Maity. Semi-equivelar and vertex-transitive maps on the torus. *Beitr. Algebra Geom.*, 58(3):617–634, 2017.
- [DM18] Basudeb Datta and Dipendu Maity. Semi-equivelar maps on the torus and the Klein bottle are Archimedean. *Discrete Math.*, 341(12):3296–3309, 2018.
- [EEK82a] Allan L. Edmonds, John H. Ewing, and Ravi S. Kulkarni. Regular tessellations of surfaces and $(p, q, 2)$ -triangle groups. *Ann. of Math. (2)*, 116(1):113–132, 1982.
- [EEK82b] Allan L. Edmonds, John H. Ewing, and Ravi S. Kulkarni. Torsion free subgroups of Fuchsian groups and tessellations of surfaces. *Invent. Math.*, 69(3):331–346, 1982.
- [Gr09] Branko Grünbaum. An enduring error. *Elem. Math.*, 64(3):89–101, 2009.

- [GS77] Branko Grünbaum and Geoffrey C. Shephard. Tilings by regular polygons. Patterns in the plane from Kepler to the present, including recent results and unsolved problems. *Math. Mag.*, 50(5):227–247, 1977.
- [GS87] Branko Grünbaum and Geoffrey C. Shephard. *Tilings and patterns*. W. H. Freeman and Company, New York, 1987.
- [KN12] Ján Karabáš and Roman Nedela. Archimedean maps of higher genera. *Math. Comp.*, 81(277):569–583, 2012.
- [Mai] Arun Maiti. Quasi-transitive maps on the plane. *Preprint, available at <https://arxiv.org/abs/1909.09042>*.
- [Mit] Kevin Mitchell. Constructing semi-regular tilings. A paper presented at the Spring 1995 Meeting of the Seaway Section of the Mathematical Association of America at Hobart and William Smith Colleges, Geneva, NY. See <http://people.hws.edu/mitchell/tilings/Part1.html>.
- [PW] D. Pellicer and A. Ivić Weiss. Uniform maps on surfaces of non-negative Euler characteristic. to appear in *Symmetry, Culture and Science* (Special Issue on Tessellations).
- [Ren08] David Renault. The uniform locally finite tilings of the plane. *J. Combin. Theory Ser. B*, 98(4):651–671, 2008.
- [Wil06] Steve Wilson. Uniform maps on the Klein bottle. *J. Geom. Graph.*, 10(2):161–171, 2006.

DEPARTMENT OF MATHEMATICS, INDIAN INSTITUTE OF SCIENCE, BANGALORE 560012, INDIA.
E-mail address: dattab@iisc.ac.in, subhojoy@iisc.ac.in