

Conversion of a Stable Fixed point into a Transient State by Stochastic Noise

JaeJun Lee and Julian Lee*

Department of Bioinformatics and Life Science, Soongsil University, Seoul, Korea

(Dated: June 25, 2019)

Abstract

Deterministic rate equation has been considered as an approximate description of stochastic chemical master equation, derived in the limit of vanishing stochastic noise. When stochastic noise is introduced, the stable fixed point of the deterministic rate equation usually turns into a peak of the stationary distribution, as long as the size of the stochastic noise is sufficiently small. Here, we consider a simple genetic regulatory network with positive feedback, where the stable fixed point of the rate equation is completely erased from the stationary distribution of the chemical master equation, no matter how small the magnitude of the stochastic noise is. The system converges to a state which is predicted to be an unstable fixed point by the deterministic rate equation, a behavior which is quite the opposite to that of the deterministic formalism. We reconcile these two contrasting pictures by showing that the stable fixed point actually turns into a peak of a quasi-steady distribution. Our findings imply that in some cases, the small magnitude of the stochastic noise is not sufficient for the deterministic rate equation to be a valid approximation of the stochastic dynamics, but the time-scale also plays an important role.

* jul@ssu.ac.kr

I. INTRODUCTION

Central dogma states that the information flows from DNA to protein via RNA. It is now a well-known fact that the information does not flow in one direction. The transcription of gene is regulated by gene products, forming a complex network called the gene regulatory network [1]. Gene regulatory networks enable biological organisms to respond to various stimuli from environment. A gene regulatory network can be analyzed by decomposing it into various components. The simplest of such a component is a feedback loop, where the gene product affects its own production. The feedback is called positive or negative depending on whether the gene product activates or inhibits the production.

When the concentrations of the relevant molecules are high enough and the binding and unbinding of the regulatory protein to DNA are much faster than other reactions, so that the effect of the stochastic noise is negligible, feedback loop can be described by a set of coupled nonlinear differential equation for the concentrations of the molecules [1–11]. The long-time behavior of the system is then analyzed by obtaining fixed points, solutions that are independent of time. The fixed points are classified into stable and unstable ones depending on whether a small perturbation makes the system converge to or move away from these points.

The role of stochastic noise in gene regulation has been a focus of much interest recently [12–27]. The effect of noise becomes particularly important when the numbers of molecules involved in the regulatory network are small. In order to fully incorporate the stochastic nature of gene regulation, one has to describe the system in terms of probability distributions of numbers of molecules involved, which evolve according to a chemical master equation [12–27]. Chemical master equation describes a Markov process, which implies that the probability distribution converges to a stationary distribution under appropriate conditions. The stationary distribution of the master equation often modifies the picture offered by the stable fixed points of the deterministic rate equation. For example, multiple peaks in the stationary distribution have been shown to be induced by noise in some cases, where the deterministic rate equation does not predict more than one stable fixed point [15, 18]. Nonetheless, it still remains true in many cases that as long as the magnitude of the stochastic noise is sufficiently small, the deterministic rate equation is a good approximation of the dynamics [13, 24–26]

In this work, we will consider the simplest form of genetic regulatory network with positive feedback, where the picture offered by the stationary distribution is quite the *opposite* to what would be expected from the deterministic rate equation, no matter how small the stochastic noise is. We will show that the stationary distribution of the chemical master equation predicts that the number of protein molecules converges to the unstable fixed point of the deterministic rate equation, and the predicted stable fixed point does not appear in the stationary distribution at all. We show, however, that the stable fixed point retains its meaning as a local maximum of a quasi-steady distribution. This implies that the system evolves according to the deterministic rate equation at *early times*, if the magnitude of the noise is small. Our finding indicates that in some cases, not only the particle numbers, but also the time-scale, is important for the validity of the deterministic approximation.

II. THE MODEL

The model we consider is the simplest genetic regulatory network with positive feedback loop. We consider a protein X that binds to the DNA to activate its own production:



where D and D^* denote the DNA with protein bound and unbound, respectively. Although X is produced from D^* via transcription and translation, we assume that they can be approximated as a one-step process.

A. The deterministic rate equation

We assume that the time-scale of equilibration between D and D^* is much shorter than other relevant time scales, so that they can be assumed to be equilibrated instantly. We also assume that the number of X molecules is large enough so that its fluctuation can be neglected. Then the probability that the DNA is bound to a protein molecule is given by

$$p(D^*) = \frac{k_0 x}{k_0 x + k_1} = \frac{x}{x + \tilde{r}} \tag{2}$$

at any instant of time, where $\tilde{r} \equiv \tilde{k}_1/k_0$ with k_0 and \tilde{k}_1 being the binding and unbinding rates between the protein X and the DNA, and x is the concentration of the protein X ¹. The rates for the production and the degradation of X are proportional to $p(D^*)$ and x , respectively, leading to the deterministic rate equation

$$\dot{x} = \frac{\tilde{a}x}{x + \tilde{r}} - bx, \quad (3)$$

if we neglect the fluctuation of x .

A fixed point x^* of Eq.(3) is obtained by setting \dot{x} to zero, which is equivalent to solving the equation

$$x^*(x^* + \tilde{r} - \tilde{a}/b) = 0. \quad (4)$$

$x_0 = 0$ is one solution of Eq.(4), and there is an additional nonzero solution $x_1 = \tilde{a}/b - \tilde{r}$ if

$$\tilde{a}/b > \tilde{r}. \quad (5)$$

The stability of a fixed point can be analyzed by considering the dynamics of $\delta x \equiv x - x_*$ for small magnitude of δx , by expanding Eq.(3) around a fixed point x^* up to linear order in δx :

$$\dot{\delta x} = H(x^*)\delta x \equiv \left[-bx + \frac{\tilde{a}x}{x + \tilde{r}} \right]_{x^*}' \delta x = \left(-b + \frac{\tilde{a}\tilde{r}}{(x^* + \tilde{r})^2} \right) \delta x. \quad (6)$$

Because we have

$$\begin{aligned} H(x_0) &= H(0) = \tilde{a}/\tilde{r} - b \\ H(x_1) &= H(\tilde{a}/b - \tilde{r}) = b(\tilde{r}b/\tilde{a} - 1), \end{aligned} \quad (7)$$

we find that if $\tilde{a} < b\tilde{r}$ so that $x_0 = 0$ is the unique stable fixed point, then $H(x_0) < 0$ and consequently x_0 is a stable fixed point. On the other hand, if $\tilde{a} > b\tilde{r}$ so that there is an additional fixed point $x_1 = \tilde{a}/b - \tilde{r}$, $H(x_0) > 0$ and $H(x_1) < 0$ so that x_0 is an unstable fixed point and x_1 is a stable fixed point. The latter case is of interest in this work, and from here on, we will always assume that $\tilde{a} > b\tilde{r}$. Because x_1 is the unique stable fixed point in this case, the deterministic rate equation predicts that $x \rightarrow x_1$ in the limit of $t \rightarrow \infty$, even if the initial value of x was close to x_0 . This seems to suggest that in the context of the stochastic

¹ The concentration is defined as $x \equiv m/\bar{m}$, where m is the number of proteins and \bar{m} is a large number chosen to be of the order of average number of proteins [13]. The rates \tilde{r} , \tilde{k}_1 , and \tilde{a} of the rate equation, and the corresponding quantities r , k , and a in the master equation, are related by $\tilde{r} = r/\bar{m}$, $\tilde{k}_1 = k_1/\bar{m}$, and $\tilde{a} = a/\bar{m}$. See appendix B for details.

dynamics, the stationary solution should be concentrated around x_1 if the magnitude of the stochastic noise is sufficiently small. In fact, as will be shown next, the features of the stationary solution is quite the *opposite*: The probability is concentrated at x_0 which was predicted to be an unstable fixed point, and the stable fixed point x_1 is completely erased from the stationary solution.

B. Chemical Master Equation

There are two sources of stochastic noise: The fluctuation of the protein numbers, and the fluctuation between the bound and unbound states of the DNA ². To fully incorporate the effects of these fluctuations, we should consider the probability $P(m, n, t)$ that the number of free and bound protein molecules are $m(= 0, 1, \dots)$ and $n(= 0, 1)$ at time t . The chemical master equation describing the time-evolution of $P(m, n, t)$ is

$$\begin{aligned} \dot{P}(m, n, t) = & k_0(m+1)nP(m+1, 1-n, t) - k_0m(1-n)P(m, n, t) \\ & - k_1nP(m, n, t) + k_1(1-n)P(m-1, 1-n, t) + aP(m-1, n, t) - aP(m, n, t) \\ & + b(m+1)P(m+1, n, t) - bP(m, n, t). \end{aligned} \quad (8)$$

where it is to be understood that $P(m, n, t) \equiv 0$ whenever $m < 0$. We immediately see that $(m, n) = (0, 0)$ is an absorbing state, because once the system enters this state due to stochastic fluctuation, there is no way that it can escape to another state, because no protein molecule can be produced from a free DNA. In other words,

$$P^{\text{st}}(m, n) = \delta_{m,0}\delta_{n,0} \quad (9)$$

is not only a stationary solution of Eq.(8), but also $P(m, n, t)$ converges to $P^{\text{st}}(m, n)$ regardless of the initial condition. This is in stark contrast to the picture given by the deterministic rate equation Eq.(3), where the system is predicted to move away from $m = 0$ and converges to a state with non-vanishing number of the protein molecules.

To make the model analytically tractable, we assume that the equilibration of the DNA is instantaneous so that the only source of fluctuation is that of the number of protein molecules. Then we can derive the master equation for the marginal probability $p_m(t) \equiv$

² The latter can also be considered as the fluctuation in the molecule numbers, the number of unbound(bound) DNA molecule fluctuating between 0 and 1.

$P(m, 0, t) + P(m - 1, 1, t)$ that the total number of proteins, both bound and unbound, is m (Appendix A):

$$\begin{aligned} \dot{p}_m(t) = & \frac{b(m+1)(r+m)}{m+1+r} p_{m+1}(t) - \frac{bm(r+(m-1))}{m+r} p_m(t) \\ & - \frac{am}{m+r} p_m(t) + \frac{a(m-1)}{m-1+r} p_{m-1}(t). \end{aligned} \quad (10)$$

where $r \equiv k_1/k_0$ and $p_{-1}(t) \equiv 0$. Again, we see that $m = 0$ is the absorbing state of Eq.(10), so that

$$p_m^{\text{st}} = \delta_{m,0}. \quad (11)$$

Our result shows that the prediction of the deterministic rate equation is wrong for the current model, no matter how small the stochastic noise parameter is, as long as it is non-vanishing. The stationary probability distributions is not dominated by the unique stable fixed point at $x = x_1$, but it is concentrated at x_0 , which is predicted to be an unstable fixed point, with zero probability elsewhere. However, we find that the pictures provided by the deterministic rate equation and the stochastic master equation can be reconciled by considering the concept of quasi-steady distribution, as will be shown in the next section

III. QUASI-STEADY DISTRIBUTION

Let us consider the reduced master equation Eq.(10), where the stochastic noise comes only from the protein number fluctuations. Eq.(10) can be expressed as a Markov process with continuous time:

$$\dot{p}_m(t) = \sum_n p_n(t) k_{n \rightarrow m}, \quad (12)$$

where the transition rates $k_{m \rightarrow n}$ are given by

$$k_{m \rightarrow m+1} = a \frac{m}{m+r}, \quad k_{m \rightarrow m-1} = b \frac{m(m+r-1)}{m+r} \quad (13)$$

with $k_{m \rightarrow m} \equiv -\sum_{n \neq m} k_{m \rightarrow n}$ and all the other transition rates being zero (Fig.1).

We see that although there is a non-zero probability for transitions in both directions for $m > 0$, the most probable direction for transition is the positive direction for $0 < m < a/b + 1 - r$, and negative direction for $m > a/b + 1 - r$, consistent with the picture provided by the deterministic rate equation: the concentration converges to the non-zero stable fixed point. While there is a non-zero probability that the system makes a series

of transitions in negative direction to $m = 0$ and gets trapped there, the probability for such a rare event can be neglected at early times. Therefore, we may assume that $p_0(t)$ is essentially constant during the time-scale where the states with $m > 0$ equilibrate among themselves, and compute the quasi-steady distribution for $m > 0$ as the stationary solution of the modified master equation

$$\begin{aligned} \dot{p}_m(t) = & \frac{b(m+1)(r+m)}{(m+1)+r}p_{m+1}(t) - \frac{bm(r+(m-1))}{m+r}p_m(t)(1-\delta_{m,1}) \\ & - \frac{am}{m+r}p_m(t) + \frac{a(m-1)}{(m-1)+r}p_{m-1}(t), \end{aligned} \quad (14)$$

obtained from Eq.(10) by blocking the transition to the state $m = 0$ from $m = 1$. Note that a stationary distribution of a Markov chain without a cycle must obey a stronger condition called the detailed balance [28–30], which is

$$\frac{bm(m+r-1)}{m+r}p_m^{\text{qs}} = \frac{a(m-1)}{m+r-1}p_{m-1}^{\text{qs}}. \quad (15)$$

for the Markov chain described by Eq.(14). Eq.(15) can be solved to obtain the solution (Appendix A):

$$p_m^{\text{qs}} = K \left(\frac{a}{b}\right)^{m-1} \frac{m+r}{m\Gamma(m+r)}. \quad (16)$$

where K is the normalization constant. If we consider the full probability distribution, K is a slowly decreasing function of time, due to the leakage of the probability to $m = 0$, which is determined from $\sum_{m=1}^{\infty} p_m^{\text{qs}} = 1 - p_0(t)$. Therefore, we have³

$$p_m^{\text{qs}}(t) = (1 - p_0(t)) \left[\sum_{p=1}^{\infty} \left(\frac{a}{b}\right)^{p-1} \frac{p+r}{p\Gamma(p+r)} \right]^{-1} \left(\frac{a}{b}\right)^{m-1} \frac{m+r}{m\Gamma(m+r)}. \quad (17)$$

We find that there is a local minimum of p_m^{qs} at $m = 1$ that acts as a probabilistic barrier, justifying the assumption that within the time-scale that states with $m \geq 1$ equilibrate among themselves, the value of $p_0^{\text{qs}}(t)$ is effectively a constant.

The local maximum m^* of the quasi-steady distribution is obtained from the condition

$$\frac{p_m^{\text{qs}}}{p_{m-1}^{\text{qs}}} = \frac{a(m-1)(m+r)}{bm(m+r-1)^2} = 1, \quad (18)$$

³ The stationary solution p_m^{st} of Eq(10) is also obtained from the same detailed balance condition Eq.(15), and consequently the stationary solution is also given by Eq.(16), except that now the range of m extends to zero. The denominator vanishes at $m = 0$, implying that K must also vanish in order to normalize the solution. Therefore, we recover the obvious result that $p_m^{\text{st}} = \delta_{m,0}$.

where it is to be understood that actual value of m^* should be taken as the integer value close to the real value of m satisfying Eq.(18). In the regime where $m^*, a, r \gg 1$, Eq.(18) reduces to

$$\frac{a}{b(m^* + r)} \simeq 1, \quad (19)$$

from which we get

$$m^* \simeq \frac{a}{b} - r. \quad (20)$$

Because m^* is the most probable number of protein molecules at early times, $1/m^* \simeq (a/b - r)^{-1}$ can be considered as the parameter characterizing the size of the stochastic noise due to the protein number fluctuation. The deterministic rate equation is described in terms of the concentration $x \equiv m/\bar{m}$, where \bar{m} is a large number of size $O(m^*)$, and by defining $\tilde{a} \equiv a/\bar{m}$ and $\tilde{r} \equiv r/\bar{m}$, we find that the peak of the quasi-steady distribution is at $x = \tilde{a}/b - \tilde{r}$, the stable fixed point of the rate equation.

We can also estimate $p_0(t)$ that determines the overall normalization $1 - p_0(t)$ of the quasi-steady distribution for $m > 0$. Note that $\dot{p}_0(t) = \dot{P}(0, 0, t) = bP(1, 0, t) = bp_1(t)r/(1 + r)$, where the last equality follows from the assumption of the fast equilibration between the bound and the unbound DNA. Using $p_1^{\text{qs}}(t)$ given in Eq.(17), we get

$$\begin{aligned} \frac{dp_0(t)}{dt} &= \frac{br}{1+r} p_1^{\text{qs}}(t) \\ &= \frac{b}{\Gamma(r)} \left[\sum_{p=1}^{\infty} \left(\frac{a}{b} \right)^{p-1} \frac{(p+r)}{p\Gamma(p+r)} \right]^{-1} (1 - p_0(t)), \end{aligned} \quad (21)$$

the solution of which is

$$p_0(t) = 1 - \exp(-t/\tau) \quad (22)$$

where

$$\tau^{-1} \equiv \frac{b}{\Gamma(r)} \left[\sum_{p=1}^{\infty} \left(\frac{a}{b} \right)^{p-1} \frac{(p+r)}{p\Gamma(p+r)} \right]^{-1}. \quad (23)$$

Eqs.(17), (22) and (23) completely specify the quasi-steady distribution. The result tells us that the probability distribution is dominated by the stable fixed point at $x = x_1$, only for $t \ll \tau$. That is, the average behavior of the system follows the deterministic rate equation only at *early times*. For $t \gg \tau$, the probability distribution approaches the stationary one, and we have $p_m(t) \simeq \delta_{m,0}$. Note that $\tau \rightarrow \infty$ in the limit of $a/b - r \rightarrow \infty$. That is, if the stochastic noise is very small, it takes very long time for the probability distribution to make transition from the transient quasi-steady state to the true stationary one.

The original master equation (8) was solved numerically for $a = 10b$, $k_0 = k_1 = 100b$, using the finite-buffer discrete chemical master equation method [31, 32], where the state space is truncated to a finite subspace. The state space was truncated so that $m \leq 30$, which is a reasonable approximation because $P(30, n, t) < 10^{-6}$ for the initial conditions used in the computation. Therefore, the probability distribution obtained from the numerical computation can be essentially considered as the exact result. The master equation was integrated using EXPOKIT package [33], to obtain $p_m(t)$. The probability distributions $p_m(t)$ at $t = 0.5b^{-1}$, $1.0b^{-1}$, $2.0b^{-1}$, and $10.0b^{-1}$ are shown for two different initial conditions $P(m, 0, 0) = P(m, 1, 0) = \delta_{m,4}/2$ and $P(m, 0, 0) = P(m, 1, 0) = \delta_{m,15}/2$ in Figures 2(a) and 2(b). Around $t = 10b^{-1}$, the distribution for $m \geq 1$ begins to agree very well with the analytic formula for the quasi-steady distribution, Eq.(16), shown as filled circles, where the overall normalization was adjusted to obtain the best fit. The behavior of $p_m(t)$ at longer time-scale is independent of the initial condition, and $p_m(t)$ for $t = 100.0b^{-1}$, $t = 1000.0b^{-1}$, $t = 2000.0b^{-1}$, and $t = 3000.0b^{-1}$, are shown in Figures 2 (c). We see that the shape of $p_m(t)$ for $m > 0$ is almost invariant and only the overall normalization constant decreases, due to the leakage of the probability to the state $m = 0$. The peak of the distribution for $m > 0$ is indeed found at $m^* = b/a - r = 9$.

The analytic form of $p_0(t)$ given by Eqs.(22) and (23) is also compared with the actual value obtained from the numerical solution of the full master equation (8) in Figure 3. We see that agreement is quite good, but the actual $p_0(t)$ exhibits a slightly slower increase compared to the analytic form in Eqs.(22) and (23). This is to be expected, because it takes time for a state with $m > 1$ to reach $m = 1$, whereas Eqs.(22) and (23) were obtained under the assumption that the states with $m \geq 1$ are equilibrated with each other instantly.

In summary, we find that the stable fixed point of the deterministic rate equation Eq.(3) turns into the local maximum of the quasi-steady distribution Eq.(17). Thus, it describes the *transient* behavior of the system for $t \ll \tau$ rather than that of the true stationary state.

IV. EFFECT OF THE BASELINE PRODUCTION

The inactive form of DNA also produces some basal amount of transcription product, which is called the baseline production ⁴ [16, 24, 25, 34–36]. In this case, there is a reaction



in addition to the reactions in Eq.(1), where $\epsilon < 1$. In the presence of the baseline production, $m = 0$ is not an absorbing state any more. However, the discussions in the previous section is still relevant when ϵ is small enough. The occupation probability of the stable fixed point of the deterministic rate equation will be much smaller than $p_0(t)$ in the limit of $t \rightarrow \infty$, and the stable fixed point of the deterministic equation is the dominant state only at early times.

As in the case without the baseline production, the analytic form of the stationary distribution can be obtained under the assumption of instant equilibration of DNA states. The detailed balance condition is now modified to (See Appendix A)

$$\frac{bm(m+r-1)}{m+r} p_m^{\text{st}} = \frac{a(m-1) + \epsilon ar}{m+r-1} p_{m-1}^{\text{st}}, \quad (25)$$

from which we obtain the stationary solution

$$p_m^{\text{st}}(\epsilon) = K \left(\frac{a}{b}\right)^{m-1} \frac{(m+r)\Gamma(m+r\epsilon)}{m!\Gamma(m+r)}. \quad (26)$$

We now see that when $\epsilon > 0$, the denominator in Eq.(26) does not vanish for $m = 0$, and this expression is well defined for $m \geq 0$ with a nonzero value of K . Therefore, $p_m(t)$ for $m > 0$ does not vanish in the limit of $t \rightarrow \infty$, in contrast to the case of $\epsilon = 0$. However, the initial behavior of the time-dependent probability distribution is similar to that for $\epsilon = 0$. Also, for sufficiently small ϵ , The probability will be nearly concentrated at $m = 0$ in the limit of $t \rightarrow \infty$. Following the similar computation used to derive Eq.(23), we see that the rate of the leakage to $m = 0$ is given as

$$\tau^{-1} = \frac{b\Gamma(1+r\epsilon)}{\Gamma(r)} \left[\sum_{p=1}^{\infty} \left(\frac{a}{b}\right)^{p-1} \frac{(p+r)\Gamma(p+r\epsilon)}{p!\Gamma(p+r)} \right]^{-1}. \quad (27)$$

⁴ This is also called the transcriptional leakage, but we will refrain from using this terminology because we are already using the word leakage in quite the opposite sense.

By comparing Eqs.(16) and (26), we find that the functional form of $p_m^{\text{qs}}(t)$ for $m \geq 1$ is approximately equal to that of $p_m^{\text{st}}(\epsilon)$, up to the overall normalization constant, as long as ϵ is sufficiently small. Therefore, the stationary distribution with $\epsilon > 0$ is approximately the same as the quasi-steady distribution for $\epsilon = 0$ at some time-point t . More concretely, we have $p_m^{\text{qs}}(t) \simeq p_m^{\text{st}}(\epsilon)$ if $p_0^{\text{qs}}(t) \simeq p_0^{\text{st}}(\epsilon)$. For example, we find that for the parameters used for the previous numerical computation, $p_0^{\text{qs}}(t = 2000b^{-1}) \simeq p_0^{\text{st}}(\epsilon = 0.000035)$. We compared both the analytic solution Eq.(26) and the actual steady distribution obtained from the numerical solution of the full master equation, for $\epsilon = 0.000035$, with the quasi-steady distribution at $t = 2000b^{-1}$ in the absence of the baseline production, in Figure 2 (c), where we find a reasonably good agreement.

In summary, the baseline production ameliorates the effect of the stochastic noise in that $p_m^{\text{st}} > 0$ for $m > 0$, but for sufficiently small ϵ , the qualitative behavior of the probability distribution is similar to that for $\epsilon = 0$: At early times, the probability distribution converges to a quasi-steady distribution dominated by the stable fixed point, but the stable fixed point is almost erased in the limit of $t \rightarrow \infty$, although not completely destroyed. When ϵ is large enough so that the peak of $p_m^{\text{st}}(\epsilon)$ around the stable fixed point is comparable to $p_0^{\text{st}}(\epsilon)$, we have a bistability driven by the stochastic noise in the limit of $t \rightarrow \infty$. For both of these cases, the deterministic rate equation describes the average behavior of the system only at early times. When ϵ is too large, then the effect of the baseline production dominates that of the stochastic noise in that $p_0^{\text{st}}(\epsilon)$ is now smaller than the peak of $p_m^{\text{st}}(\epsilon)$ at the stable fixed point. Then the deterministic rate equation description is valid throughout all the time scales, as long as the average behavior is concerned.

It has been previously noted that the effect of noise and the baseline production is opposite, the former and the latter favoring the binary and the graded responses, respectively, to the change of the production and/or the decay rates [24]. As we will discuss in the next section, we can interpret our result in terms of shifts of the positions of the fixed points, and again, the stochastic noise and the baseline production tend to shift them in the opposite directions.

V. SHIFT OF THE FIXED POINTS BY STOCHASTIC NOISE

As discussed earlier, the stable and unstable fixed points turn into the local maxima and minima of the stationary distributions in many cases. Their positions are also shifted due to the stochastic noise. To study this phenomenon, and to see when the simple picture provided by the fixed points breaks down, we first go to the continuum limit where the chemical master equation turns into the Fokker-Planck equation of the form [13] (Appendix B)

$$-\partial \left(A(x) \rho^{\text{st}}(x) \right) + \frac{1}{2} \partial^2 \left(B(x) \rho^{\text{st}}(x) \right) = 0. \quad (28)$$

where

$$\begin{aligned} A(x) &= -bx + \left(\tilde{a}(x + \tilde{r}\epsilon) + \frac{bx}{\bar{m}} \right) \frac{1}{(x + \tilde{r})} \\ B(x) &= \frac{1}{\bar{m}} \left(\frac{\tilde{a}(x + \tilde{r}\epsilon)}{x + \tilde{r}} + bx \right). \end{aligned} \quad (29)$$

with $\tilde{r} = r/\bar{m}$ and $\tilde{a} = a/\bar{m}$. We note that a fixed point x^* of the deterministic rate equation satisfies the equation $A(x^*) = 0$ with $\bar{m}^{-1} = 0$. The general solution of Eq.(28) is ⁵

$$\rho^{\text{st}}(x) = \frac{C}{B(x)} \exp \left(\int^x dz \frac{2A(z)}{B(z)} \right). \quad (30)$$

Now let us consider the extremum of $\rho^{\text{st}}(x)$ when $B(x)$ is very small. Taking derivative of $\rho^{\text{st}}(x)$ with respect to x and setting it to zero, we get

$$\frac{d\rho^{\text{st}}(x)}{dx} = \frac{C}{B(x)} \exp \left(\int^x dz \frac{2A(z)}{B(z)} \right) \left[\frac{2A(x)}{B(x)} - \frac{B'(x)}{B(x)} \right] = 0, \quad (31)$$

from which we get the equation for the extremum x_m :

$$A(x_m) - B'(x_m)/2 = 0. \quad (32)$$

That is, we see that to the zeroth order of B , x_m coincides with a fixed point x^* of the deterministic rate equation, and the small stochastic noise acts as a perturbation that shifts the position of the x_m with respect to x^* . To see whether x_m is a local maximum or minimum

⁵ There is another independent solution of the form $CB(x)^{-1} \exp \left(\int^x dz \frac{2A(z)}{B(z)} \right) \int^x dy \exp \left(- \int^y du \frac{2A(u)}{B(u)} \right)$, which is discarded by requiring that $\rho^{\text{st}}(x)$ is normalizable.

of $\rho^{\text{st}}(x)$, we compute the second derivative of $\rho^{\text{st}}(x)$ at x_m :

$$\begin{aligned} \frac{d^2 \rho^{\text{st}}(x)}{dx^2} \Big|_{x=x_m} &= \frac{C}{B(x)} \exp \left(\int^x dz \frac{2A(z)}{B(z)} \right) \left[\frac{2A(x)}{B(x)} - \frac{B'(x)}{B(x)} \right]_{x=x_m}^2 \\ &\quad + \frac{C}{B(x)} \exp \left(\int^x dz \frac{2A(z)}{B(z)} \right) \left[\frac{2A'(x)}{B(x)} - \frac{2A(x)B'(x)}{B(x)^2} - \frac{B''(x)}{B(x)} + \frac{B'(x)^2}{B(x)^2} \right]_{x=x_m} \\ &= \frac{C}{B(x)} \exp \left(\int^x dz \frac{2A(z)}{B(z)} \right) \left[\frac{2A'(x)}{B(x)} - \frac{B''(x)}{B(x)} \right]_{x=x_m} \end{aligned} \quad (33)$$

where Eq.(32) was used to derive the last line. From Eq.(33), we see that the sign of $\rho''(x_m)$ is determined by $A'(x_m) - B''(x_m)/2$, which is $A'(x_*)$ to the zeroth order in B . The result tells us that a stable (unstable) fixed point of the deterministic rate equation is a local maximum (minimum) of the steady-state probability distribution, as long as the strength of the stochastic noise is sufficiently small, and seems to reinforce the idea that a small stochastic noise does not change the picture provided by analyzing the fixed points of the deterministic rate equation. The counter-argument is simple: A local maximum of the probability distribution without vanishing derivative may appear at the boundary of the physical region, $x = 0$. This kind of local maximum is not related to a fixed point of the rate equation, because it is not obtained from taking the derivative to zero, and this new maximum may even dominate the behavior of the system. For the extreme case of $\epsilon = 0$, we find that $B(x) \sim 1/x \times \text{constant}$ as $x \rightarrow 0$, and therefore the overall multiplicative constant in Eq.(30) should vanish, leading to $\rho^{\text{st}}(x) = \delta(x)$ as expected.

Now we analyze how perturbations of order \bar{m}^{-1} and ϵ shift the positions of the extrema when $A(x)$ and $B(x)$ are given as in Eq.(29). We have

$$\begin{aligned} A(x_m) - \frac{B'(x_m)}{2} &= -bx_m + \left(\tilde{a}(x_m + \tilde{r}\epsilon) + \frac{bx_m}{\bar{m}} \right) \frac{1}{(x_m + \tilde{r})} - \frac{1}{2\bar{m}} \left[\frac{\tilde{a}(x + \tilde{r}\epsilon)}{x + \tilde{r}} + bx \right]_{x_m}' \\ &= -bx_m + \frac{\tilde{a}(x_m + \tilde{r}\epsilon)}{(x_m + \tilde{r})} + \frac{bx_m}{\bar{m}(x_m + \tilde{r})} - \frac{1}{2\bar{m}} \left(\frac{\tilde{a}}{x_m + \tilde{r}} - \frac{\tilde{a}(x_m + \tilde{r}\epsilon)}{(x_m + \tilde{r})^2} + b \right) = 0 \end{aligned} \quad (34)$$

By multiplying Eq.(34) by $x_m + \tilde{r}$, we obtain

$$-bx_m(x_m + \tilde{r}) + \tilde{a}(x_m + \tilde{r}\epsilon) - \frac{1}{2\bar{m}} \left(\frac{\tilde{a}\tilde{r}(1 - \epsilon)}{x_m + \tilde{r}} + b\tilde{r} \right) = 0 \quad (35)$$

Now, to find out the shift of x_m to the leading order in \bar{m}^{-1} and ϵ , we make expansion $x_m = x^* + \delta x$, where x^* is a fixed-point of the deterministic rate equation with $\epsilon = 0$:

$$A(x^*)|_{\bar{m}^{-1}=\epsilon=0} = -bx^* + \frac{\tilde{a}x^*}{x^* + \tilde{r}} = 0 \quad (36)$$

Eq.(35) is now expanded to the first order in \bar{m}^{-1} and ϵ , to obtain

$$(-2bx^* - b\tilde{r} + \tilde{a})\delta x = -a\tilde{r}\epsilon + \frac{1}{2\bar{m}} \left(\frac{\tilde{a}\tilde{r}}{x_m + \tilde{r}} + b\tilde{r} \right) + O(\bar{m}^{-2}, \epsilon^2, \bar{m}^{-1}\epsilon), \quad (37)$$

from which we obtain that

$$\delta x = (-2bx^* - b\tilde{r} + \tilde{a})^{-1} \left[-a\tilde{r}\epsilon + \frac{1}{2\bar{m}} \left(\frac{\tilde{a}\tilde{r}}{x^* + \tilde{r}} + b\tilde{r} \right) \right]. \quad (38)$$

Now consider $x^* = 0$. Substituting $x^* = 0$ into Eq.(38), we get

$$\delta x = (\tilde{a} - b\tilde{r})^{-1} \left[-a\tilde{r}\epsilon + \frac{1}{2\bar{m}} (\tilde{a} + b\tilde{r}) \right]. \quad (39)$$

If $\tilde{a} > b\tilde{r}$ so that $x^* = 0$ is a local minimum (unstable fixed point), then $\delta x > 0$ if $\bar{m}^{-1}(\tilde{a} + b\tilde{r}) > 2\tilde{a}\tilde{r}\epsilon$ and $\delta x < 0$ otherwise. On the contrary, if $\tilde{a} < b\tilde{r}$ so that $x^* = 0$ is a local maximum (stable fixed point), then $\delta x < 0$ if $\bar{m}^{-1}(\tilde{a} + b\tilde{r}) > 2\tilde{a}\tilde{r}\epsilon$ and $\delta x > 0$ otherwise. We see that the effect of the baseline production is opposite to that of the stochastic noise.

Next consider another extremum corresponding to the nonzero fixed point $x^* = \tilde{a}/b - \tilde{r}$. Eq.(38) now becomes

$$\delta x = \frac{\tilde{a}\tilde{r}\epsilon - b\tilde{r}\bar{m}^{-1}}{(\tilde{a} - b\tilde{r})}. \quad (40)$$

Again, the effect of the baseline production and that of the stochastic noise oppose each other: $\delta x < 0$ if $b\tilde{r}\bar{m}^{-1} > \tilde{a}\tilde{r}\epsilon$ and $\delta x > 0$ otherwise.

In summary, the stochastic noise tends to shift the local maximum to the negative and the local minimum to the positive directions. The baseline production tends to do exactly the opposite. The erasure of stable fixed point by stochastic noise, as well as the noise-driven bistability, can be understood in terms of this shift (Figure 4). When the effect of the stochastic noise is larger than that of the baseline production, the position of the unstable fixed point $x = 0$ shifts to the region of positive x , and $x = 0$ becomes the local maximum of the probability distribution without vanishing derivative, which may dominate the behavior of the stationary state.

VI. DISCUSSION

It is a well-known fact that stochastic noise modifies the picture provided by the deterministic rate equation. However, a stable fixed point of the rate equation has been often associated with a local maximum of the steady distribution. In particular, one may naively

assume that the unique stable fixed point corresponds to the most probable point the state reaches as the time goes to infinity.

In this work, we found that the simplest auto regulatory genetic circuit with positive feedback, is a simple counterexample to this picture. We found that as long as the magnitude of the baseline production is sufficiently small compared to that of the stochastic noise, the unique stable fixed point turns into a peak of the transient, quasi-steady distribution, instead of the true stationary state. In the extreme case of vanishing baseline production, the trace of the stable fixed point is completely erased from the stationary distribution due to an absorbing state. The evolution of the system is approximately described by the rate equation when the magnitude of the stochastic noise is sufficiently small, but only at early times. This kind of transient behavior may be biologically very much relevant, because all the subcellular processes happen in finite time-scales, and experimentally observable phenomena do not have to be associated with stationary solutions of the master equations.

The importance of the transient behavior has also been emphasized for the stochastic decision process in λ -phage system[37]. The main difference from the current result is that for the λ -phage decision circuit, the transient and the stationary behaviors of the deterministic and stochastic equations coincide, whereas for the simple auto-regulatory model considered here, the stationary behavior of the deterministic equation corresponds to the transient one of the stochastic equation.

Overall, these results suggest that existence of interesting transient behavior may be quite universal in biological gene regulatory networks composed of elementary feedback loops, where the biological functions are performed in a finite lifetime of a cell or an organism. In those cases, it would be important to analyze the transient behavior of stochastic master equations to obtain biological insights.

VII. ACKNOWLEDGEMENT

This work was supported by the National Research Foundation of Korea, funded by the Ministry of Education, Science, and Technology (NRF-2017R1D1A1B03031344). We thank


Nam Ki Lee for useful discussions.

- [1] H. de Jong, *J. Comput. Biol.* **9**, 67 (2000).
- [2] A. D. Keller, *J. Theor. Biol.* **170**, 175 (1994).
- [3] E. Plahte, T. Mestl, and S. W. Omholt, *J. Biol. Syst.* **3**, 409 (1995).
- [4] E. H. Snoussi, *J. Biol. Syst.* **6**, 3 (1998).
- [5] J.-L. Gouzé, *J. Biol. Syst.* **6**, 11 (1998).
- [6] O. Cinquin and J. Demongeot, *J. Theor. Biol.* **216**, 229 (2002).
- [7] J. Hasty, J. Pradines, M. Dolnik, and J. J. Collins, *Proc. Natl. Acad. Sci.* **97**, 2075 (2000).
- [8] P. Smolen, D. A. Baxter, and J. H. Byrne, *Bull. Math. Biol.* **62**, 247 (2000).
- [9] D. Angeli, J. E. Ferrell, and E. D. Sontag, *Proc. Natl. Acad. Sci.* **101**, 1822 (2004).
- [10] N. Radde, *Bioinformatics* **26**, 2874 (2010).
- [11] J. Lee, *AIP Advances* **6**, 055013 (2016).
- [12] H. H. Mcadams and A. Arkin, *Proc. Natl. Acad. Sci.* **94**, 814 (1997).
- [13] T. B. Kepler and T. C. Elston, *Biophys. J.* **81**, 3116 (2001).
- [14] A. M. Walczak, J. N. Onuchic, and P. G. Wolynes, *Proc. Natl. Acad. Sci.* **102**, 18926 (2005).
- [15] A. Lipshtat, A. Loinger, N. Q. Balaban, and O. Biham, *Phys. Rev. Lett.* **96**, 188101 (2006).
- [16] N. Friedman, L. Cai, and X. S. Xie, *Phys. Rev. Lett.* **97**, 168302 (2006).
- [17] A. Loinger, A. Lipshtat, N. Q. Balaban, and O. Biham, *Phys. Rev. E* **75**, 021904 (2007).
- [18] M. N. Artyomov, J. Das, M. Kardar, and A. K. Chakraborty, *Proc. Natl. Acad. Sci.* **104**, 18958 (2007).
- [19] R. Grima, D. R. Schmidt, and T. J. Newman, *J. Chem. Phys.* **137**, 035104 (2012).
- [20] Y. Vandecan and R. Blossey, *Phys. Rev. E* **87**, 042705 (2013).
- [21] T. Aquino, E. Abranches, and A. Nunes, *Phys. Rev. E* **85**, 061913 (2012).
- [22] N. Kumar, T. Platini, and R. V. Kulkarni, *Phys. Rev. Lett.* **113**, 268105 (2014).
- [23] H. Ge, H. Qian, and X. S. Xie, *Phys. Rev. Lett.* **114**, 078101 (2015).
- [24] A. Ochab-Marcinek and M. Tabaka, *Phys. Rev. E* **91**, 012704 (2015).
- [25] M. Pájaro, A. A. Alonso, and C. Vázquez, *Phys. Rev. E* **92**, 032712 (2015).
- [26] M. Pájaro and A. A. Alonso, *IFAC-PapersOnLine* **49**, 206 (2015).
- [27] M. C. Mackey and M. Tyran-Kaminska, *J. Math. Biol.* **73**, 367 (2016).

- [28] A. Kolmogoroff, Math. Ann. **112**, 155.
- [29] F. P. Kelly, *Reversibility and Stochastic Networks* (Wiley, New York, 1979).
- [30] J. Lee, Phys. Rev. E **97**, 032110.
- [31] Y. Cao and J. Liang, BMC Syst. Biol. **2**, 30 (2008).
- [32] H.-M. L. Youfang Cao and J. Liang, Proc. Natl. Acad. Sci. **107**, 18445 (2010).
- [33] R. B. Sidje, ACM Trans. Math. Softw. **24**, 130.
- [34] W. Weber and M. Fussenegger, Curr. Opin. Biotech. **18**, 399.
- [35] M. Minaba and Y. Kato, Appl. Environ. Microbiol. **80**, 1718.
- [36] J. Guo and R. Jia, World J. Microbiol. Biotechnol. **30**, 1527.
- [37] R. I. Joh and J. S. Weitz, PLOS Comput. Biol. **7**, e1002006.

Appendix A: Derivation of stationary solution of the master equation in the limit of fast equilibration of DNA.

Let us consider the master equation for the process



where the baseline production from the unbound DNA is introduced for the sake of generality. The corresponding master equation is

$$\begin{aligned}
\dot{P}(m, n) = & k_0 P(m+1, 1-n)(m+1)n - k_0 P(m, n)m(1-n) \\
& - k_1 P(m, n)n + k_1 P(m-1, 1-n)(1-n) + \\
& + aP(m-1, n)n - aP(m, n)n + \epsilon aP(m-1, n)(1-n) - \epsilon aP(m, n)(1-n) \\
& + bP(m+1, n)(m+1) - bP(m, n)m.
\end{aligned} \tag{A2}$$

Eq.(A2) reduces to Eq.(8) when $\epsilon = 0$.

With the redefinition of parameters and the variables:

$$\begin{aligned}
K &\equiv k_0, \quad r \equiv k_1/k_0 \\
p_m &\equiv P(m, 0) + P(m-1, 1) \\
\xi_m &\equiv \frac{mP(m, 0) - rP(m-1, 1)}{m+r},
\end{aligned} \tag{A3}$$

we get

$$\begin{aligned}
\dot{p}_m &= \frac{b(m+1)(r+m)}{m+1+r} p_{m+1} - \frac{mb(r+m-1)}{m+r} p_m \\
&\quad + \frac{(m-1+\epsilon r)a}{m-1+r} p_{m-1} - \frac{(m+\epsilon r)a}{m+r} p_m \\
&\quad + b\xi_{m+1} + (a(1-\epsilon) - b)\xi_m - a(1-\epsilon)\xi_{m-1} \\
\dot{\xi}_m &= -K(m+r)\xi_m + \left(\frac{ar + \epsilon am}{m+r} \right) (\xi_{m-1} - \xi_m) \\
&\quad + \frac{b}{m+r} (m((m+1)+r)\xi_{m+1} - (m^2 + (m-1)r)\xi_m) \\
&\quad + \frac{ar}{m+r} \left(\frac{m}{m+r} p_m - \frac{m-1}{(m-1)+r} p_{m-1} \right) \\
&\quad + \frac{\epsilon amr}{m+r} \left(-\frac{1}{m+r} p_m + \frac{1}{(m-1)+r} p_{m-1} \right) \\
&\quad - \frac{bmr}{(m+r)^2} p_m.
\end{aligned} \tag{A4}$$

From the second line of Eq.(A4), we get

$$\begin{aligned}
\xi_m &= -\frac{\dot{\xi}_m}{K(m+r)} + \frac{a(r + \epsilon am)}{K(m+r)^2} (\xi_{m-1} - \xi_m) \\
&\quad + \frac{b}{K(m+r)^2} (m((m+1)+r)\xi_{m+1} - (m^2 + (m-1)r)\xi_m) \\
&\quad + \frac{\epsilon am}{K(m+r)^2} \left(-\frac{r}{m+r} p_m + \frac{r}{(m-1)+r} p_{m-1} \right) \\
&\quad + \frac{ar}{K(m+r)^2} \left(\frac{m}{m+r} p_m - \frac{m-1}{(m-1)+r} p_{m-1} \right) - \frac{bmr}{K(m+r)^3} p_m \\
&= \frac{\epsilon am}{K(m+r)^2} \left(-\frac{r}{m+r} p_m + \frac{r}{(m-1)+r} p_{m-1} \right) \\
&\quad + \frac{ar}{K(m+r)^2} \left(\frac{m}{m+r} p_m - \frac{m-1}{(m-1)+r} p_{m-1} \right) - \frac{bmr}{K(m+r)^3} p_m + O(1/K^2),
\end{aligned} \tag{A5}$$

and we see that ξ is of order $O(1/K)$. Therefore, from the first line of Eq.(A4), we get

$$\begin{aligned}
\dot{p}_m &= \frac{b(m+1)(r+m)}{m+1+r} p_{m+1} - \frac{bm(r+m-1)}{m+r} p_m - \frac{a(m+r\epsilon)}{m+r} p_m + \frac{a(m-1+\epsilon r)}{m-1+r} p_{m-1} \\
&\quad + O(1/K).
\end{aligned} \tag{A6}$$

which reduces to Eq.(10) when $\epsilon = 0$. Because Eq.(A6) describes a one-dimensional Markov process without any cycle, the stationary solution must satisfy the detailed balance condition

$$\frac{bm(m+r-1)}{m+r}p_m^{\text{st}} = \frac{a(m-1) + \epsilon ar}{m+r-1}p_{m-1}^{\text{st}}, \quad (\text{A7})$$

from which we obtain the stationary solution Eq.(26).

Appendix B: Derivation of Fokker-Planck equation from the master equation.

When the average number of protein molecules is large, one can approximate the discrete variable $x \equiv m/\bar{m}$ as a continuous variable, where \bar{m} is some large number chosen to be of the size comparable to the average protein number, so that with $\rho(x) \equiv \bar{m}p_m$, we have

$$p_{m\pm 1} \simeq \bar{m}^{-1} \left(\rho(x) \pm \frac{\partial_x \rho(x)}{\bar{m}} + \frac{\partial_x^2 \rho(x)}{2\bar{m}^2} + O(1/\bar{m}^3) \right) \quad (\text{B1})$$

so that Eq.(10) becomes

$$\begin{aligned} \partial_t \rho(x, t) = & -\partial_x \left[\left(-bx + \frac{\tilde{a}(x + \epsilon\tilde{r}) + bx\bar{m}^{-1}}{x + \tilde{r}} \right) \rho(x, t) \right] \\ & + \frac{1}{2\bar{m}} \partial_x^2 \left[\left(\frac{\tilde{a}(x + \epsilon\tilde{r})}{x + \tilde{r}} + bx \right) \rho(x, t) \right] + O(1/\bar{m}^2). \end{aligned} \quad (\text{B2})$$

where we now use the rescaled rates $\tilde{r} = r/\bar{m}$ and $\tilde{a} = a/\bar{m}$, which are assumed to be finite in the limit of $\bar{m} \rightarrow \infty$. By considering the order of up to $O(1/\bar{m})$, we see that Eq.(B2) takes the form of the Fokker-Planck equation

$$\dot{\rho}(x, t) = -\partial_x (A(x)\rho(x, t)) + \frac{1}{2} \partial_x^2 (B(x)\rho(x, t)). \quad (\text{B3})$$

with $A(x)$ and $B(x)$ given in Eq.(29).

Note that, in the limit of $\bar{m} \rightarrow \infty$, Eq.(B2) reduces to

$$\partial_t \rho(x, t) = -\partial_x \left[\left(-bx + \frac{\tilde{a}(x + \epsilon\tilde{r})}{x + \tilde{r}} \right) \rho(x, t) \right]. \quad (\text{B4})$$

Because there is no diffusion term in Eq.(B4), uncertainty originates purely from the initial condition. Therefore, the dynamics described by Eq.(B4) is deterministic, and is equivalent to the rate equation

$$\dot{x} = \frac{\tilde{a}(x + \epsilon\tilde{r})}{x + \tilde{r}} - bx. \quad (\text{B5})$$

When $\epsilon = 0$, Eq.(B5) reduces to Eq. (3).

Note that \bar{m} is chosen to be of size comparable to the average number of proteins, implying that it is reasonable to take \bar{m} to be $O(m^*)$ where m^* is the position of the nonzero peak of the quasi-steady distribution. Because $m^* \simeq a/b - r$ when $a/b - r \gg 1$, we may simply define $\bar{m} \equiv a/b - r$. With this definition of \bar{m} , we have $\tilde{a} = ab/(a - rb)$, $\tilde{r} = rb/(a - rb)$, and the stable fixed point of the rate equation is $x_1 = 1$.



FIG. 1. An example of the rates and the states of the Markov model corresponding to Eq.(10). The lengths of the arrows are the magnitudes of the transition rates between the states. The probability flows to the state $m = 5$ on average, but there is also a leakage to $m = 0$, whose effect becomes important at late times.

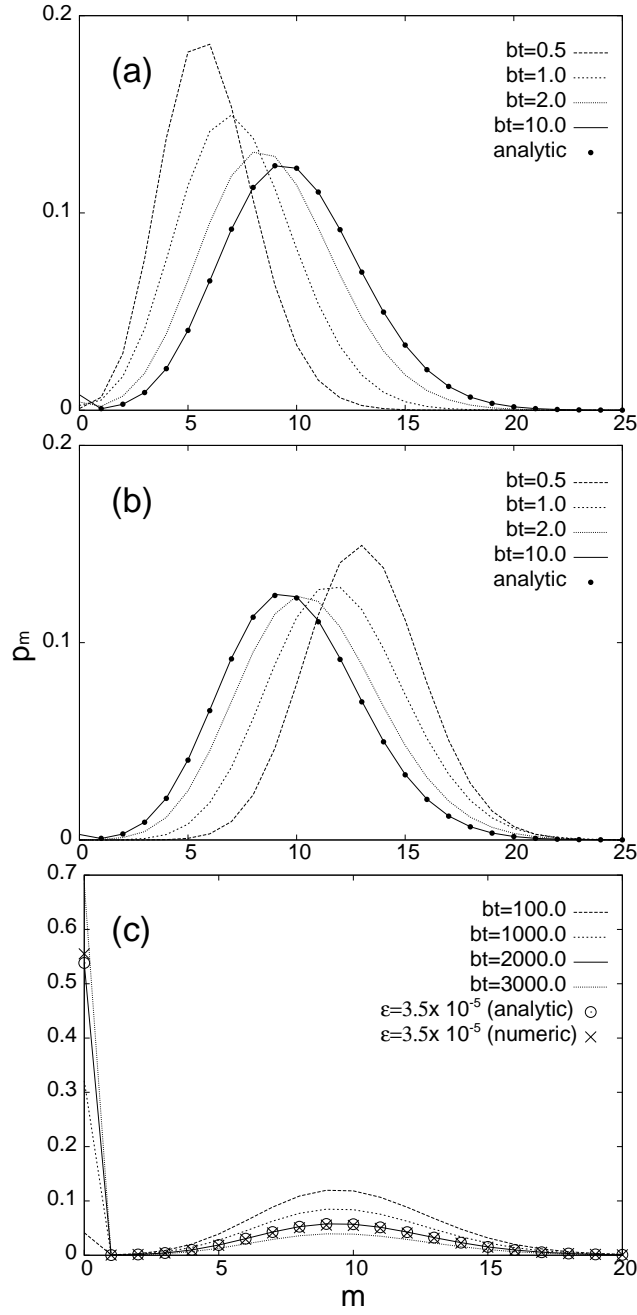


FIG. 2. The probability distribution $p_m(t)$ plotted as the function of m , (a, b) at early times , and (c) at late times. In (a) and (b), $p_m(t)$ at $bt = 0.5, 1.0, 2.0$, and 10.0 , are drawn. The filled circles are the analytic quasi-steady distribution in Eq.(16). Figures (a) and (b) are the results for the initial conditions $P(m, 0, 0) = P(m, 1, 0) = \delta_{m,4}/2$ and $P(m, 0, 0) = P(m, 1, 0) = \delta_{m,15}/2$, respectively. In figure (c), $p_m(t)$ at $bt = 100.0, 1000.0, 2000.0$, and 3000.0 , are drawn. Stationary distributions for $\epsilon = 0.000035$, obtained from the analytic formula and the numerical computation, are also plotted as circles and crosses, respectively.

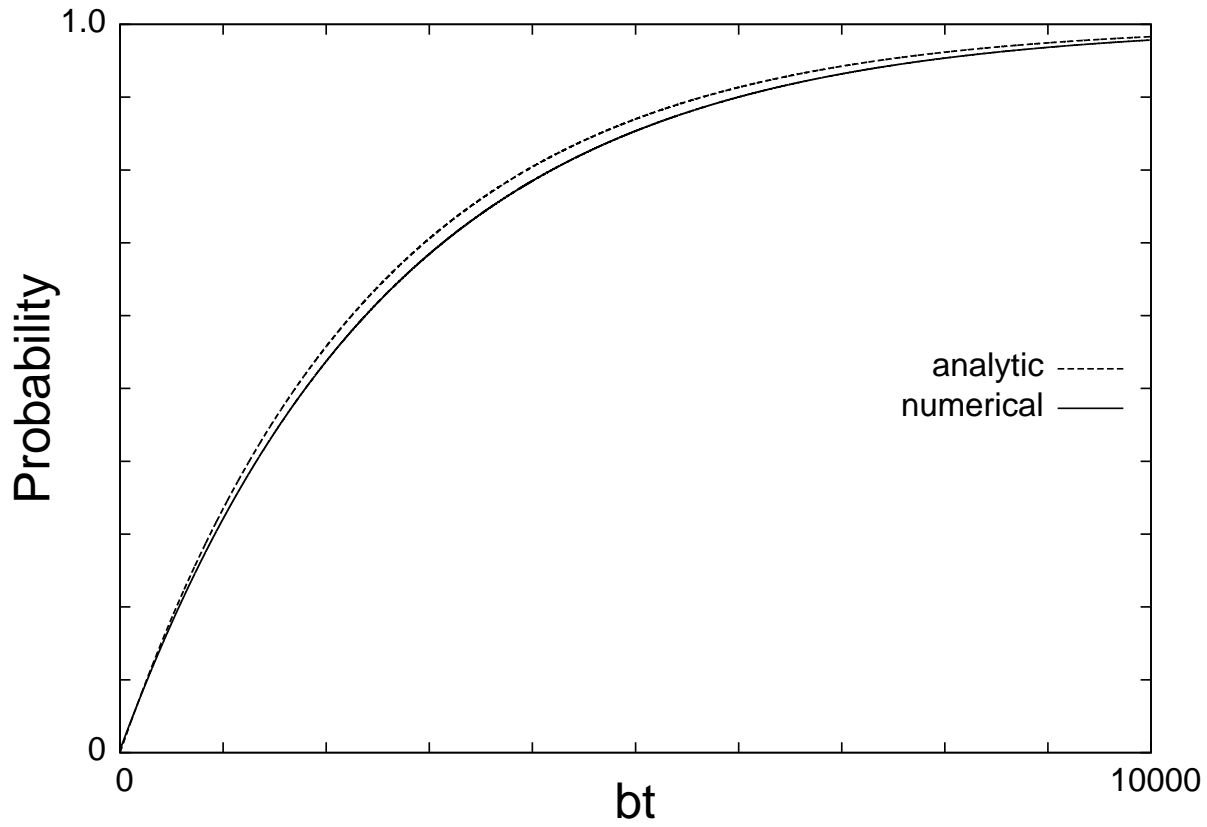


FIG. 3. The time dependence of $p_0(t)$. The dashed line is the analytic form given by Eqs.(22) and (23), and the solid line is the actual $p_0(t)$ obtained from the numerical solution of the full master equation, Eq.(8).

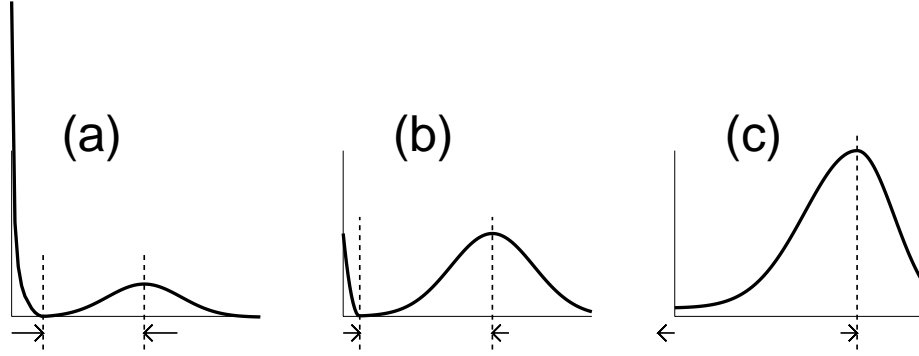


FIG. 4. The shift of extrema of the stationary distribution. The tails of the arrows are located at the fixed points of the deterministic rate equation with no baseline production. (a,b) The local minimum and maximum are shifted rightward and leftward, respectively, when the effect of the stochastic noise dominates over that of the baseline production. (a) For large noise and the corresponding large shift of the unstable fixed point, a divergence occurs at $x = 0$, leading to the effective erasure of the non-zero stable fixed point for $t \rightarrow \infty$. (b) For small magnitude of noise, probability at $x = 0$ becomes comparable to the peak near the non-zero stable fixed point, leading to the noise-induced bistability for $t \rightarrow \infty$. (c) When the effect of the baseline production dominates that of the stochastic noise, the local minimum and maximum are shifted leftward and rightward, respectively. The local minima disappears into the unphysical region of $x < 0$, and the probability distribution is dominated by the global maximum near the non-zero stable fixed point, even for $t \rightarrow \infty$.