

Intention to Use SMS Vaccination Reminder and Management System among Health Centers in Malaysia: The Mediating Effect of Attitude

*Kamal Karkonasasi¹, Cheah Yu-N², Seyed Aliakbar Mousavi³

School of Computer Sciences, Universiti Sains Malaysia (USM), Penang, 11800, Malaysia

Email: asasi.kamal@gmail.com¹, yncheah@usm.my², pouyaye@gmail.com³,

*corresponding Author

ABSTRACT

Background

The majority of health centers in Malaysia still use a paper-based vaccination system to keep a record of the vaccination uptakes of young children and, to remind their parents, which causes workload on nurses. Moreover, it is not a cost-effective procedure. In order to overcome the disadvantages of the current procedure, we propose a system called Virtual Health Connect. It is a SMS vaccination reminder and management system. The purpose of this study is to find out influential factors of intention to use the proposed system among health centers by considering the technology acceptance model as the underlying theory.

Methods

The proposed model of this study is tested using data collected from self-directed questionnaires filled up by 70 nurses in government hospitals and government clinics in Malaysia. A research method, which is based on the multi-analytical approach of Multiple Regression Analysis and Artificial Neural Networks, helps to refine the results of this study.

Results

The compatibility of the proposed system only has a significant and positive effect on attitude to use the system among other factors. Moreover, health centers' intention to use the system is further influenced by their perceived usefulness than their attitude to use. The mediating effect of Attitude is also proved. However, there is not any statistically significant difference in Intention scores accounting for the participants' demographic characteristics.

Conclusions

The implication of this study is that by developing the system, which fits to the current procedures of health centers, we give them positive feelings. IT educational programs also should be provided for nurses to identify the benefits of the proposed system. It is also important to consider the indirect effects from independent variables on intention to use the system. However, the system does not require to consider the demographic characteristics of its end users.

Keywords: SMS vaccination reminder and management system, Technology acceptance model (TAM), Artificial neural networks (ANNs), Multiple regression analysis (MRA), VHC

1. Introduction

Vaccination is one of the most fruitful and cost-effective public health interventions (Domek et al., 2016). However, the number of young children with overdue or missed vaccination uptakes increases due to growth in the number of working parents (Kharbanda et al., 2009) (Ooi and Cheah, 2011). In order to assure that young children are vaccinated on time, the health centers' nurses are required to send several reminders to their parents.

Currently, health centers use a paper-based vaccination system to keep track of the vaccination and to remind their parents through a phone call or normal mail. The current system causes workload on nurses. Moreover, the system is not cost-effective because of imposing costs through phone calls or normal mails (Ooi and Cheah, 2011).

In order to address the issues of young children with overdue or missed vaccination uptakes and to overcome the disadvantages of the current system, we propose Virtual Health Connect (VHC). VHC is a web-based system that helps health centers' nurses to record and keep track of vaccination uptakes automatically. Moreover, it sends short message service (SMS) reminders to parents to bring their young children for vaccination uptakes.

SMS has remarkable and unused potential for disease management in low- and middle-income countries (LMICs) (Domek et al., 2016). A SMS vaccination reminder is a useful and effective system in order to save time, labour and cost of managing vaccination records (Ooi and Cheah, 2011; Domek et al., 2016). The effectiveness of SMS vaccination reminders has also been proved for different types of vaccinations around the world (Domek et al., 2016; Ooi and Cheah, 2011; Kharbanda et al., 2011; Stockwell et al., 2012; Wakadha et al., 2013; Kaewkungwal et al., 2010; Vilella et al., 2004; Abbas and Yusof, 2011; Harvey et al., 2015; Jacobson and Szilagyi, 2005). The penetration rate for the mobile phone subscriptions in Malaysia in the year 2014 was 144.2 % (MCMC, 2014). It shows that parents own at least one mobile phone ready to receive SMS. Therefore, we are able to improve the vaccination coverage among young children through using VHC.

During our pilot study, 19 managers of health centers in Malaysia were asked if they have already applied a SMS vaccination reminder and management system. The majority of them responded that they have not applied it. This fact is in accordance with the studies conducted by Ooi and Cheah (2011) which showed that the level of adoption of the system among health centers in Malaysia is low.

The majorities of studies about SMS reminder system were performed in the developed countries (Cole-Lewis and Kershaw, 2010). Therefore, there are deficiencies in the literature to evaluate this system in LMIC (Gurman et al., 2012; Fjeldsoe et al., 2009; Domek et al., 2016). In response to the low-level adoption and deficiencies in the literature, this study aims to find out what factors influence intention to use VHC among health centers in Malaysia through the mediating effect of attitude. By having the technology acceptance model (TAM) as the underlying theory, the objectives of this study are to examine: 1) the relationship between Attitude and the independent variables, i.e., perceived usefulness (UseF), perceived ease of use (EaseOfUse), privacy concern (PrivConc), compatibility (Comp), and accessibility (Access). 2) the relationship between Intention and the independent variables, i.e., UseF, and Attitude. 3) the mediating effect of Attitude 4) to determine whether there are any statistically significant difference in Intention scores accounting for the participants' demographic characteristics.

The current study will contribute to the theoretical body of knowledge by extending the TAM model by adding new variables. The practical contribution of this study is to help to software developers to develop VHC by including significant variables that drive health centers to intend to use VHC directly or indirectly.

In the following sections, the recent studies about Electronic Health Record (EHR) systems using TAM based models are reviewed. In section 3, a research model is proposed. In section 4, each variable is defined, and hypotheses are proposed. In section 5, the research methodology is discussed. In section 6, the collected data from the questionnaires are analyzed. In section 7, we discuss the results. In section 8, the limitation of the current study and also the future work are stated. And finally, in the last section, a conclusion is performed.

2. The Recent Studies about Electronic Health Record (EHR) Using TAM Based Models

An Electronic Health Record (EHR) is a source of electronically preserved and stored information about a patient's lifelong health status and health care. Therefore, it can deliver an information management system to supply medical reminders and alerts, associations with knowledge sources for healthcare decision support, and exploration of mass data both for research and care management (Paul and Clement, 2006). SMS vaccination and reminder system is a subdomain of EHR.

To the best of our knowledge, no study looked at the enablers and inhibitors of intention to use the SMS vaccination and reminder system among health centers. Therefore, we extended our literature review about the recent studies about EHR systems using TAM based models. These studies are reviewed below.

2.1 Clinical Reminder System (CRS)

Johnson et al. (2014) proposed Clinical Reminder System (CRS) to be used by medicine residents at the Western Pennsylvania Hospital, USA. The residents used the system to document and recall patient care data and to create unique patient reminders to advance the management of main chronic situations and preventive care measures. They included more factors in the acceptance model of the CRS. These new factors are an individual's general optimism (GO), Computer knowledge (CK), Computer experience (CE), Self-reported usage (SRU), Initial usage (IniU), Average usage (AU) and User satisfaction (SAT). In Table 1, the new factors are explained.

Table 1, The definition of the new factors of CRS (Johnson et al., 2014)

Factor	Definition
An individual's general optimism (GO)	It evaluates a one's general view about the type of the technology being presented instead of the assessment of a specific system or product.
Computer knowledge (CK) and Computer experience (CE)	These factors evaluate computer skill of CRS's end users.
Self-reported usage (SRU)	SRU studies the difference between the actual and self-reported usage of CRS.
Initial usage (IniU) and average usage (AU)	IniU are acquired one month after technology implementation.
User satisfaction (SAT)	SAT measures the non-usage related outcome.

The results of the study are presented in Figure 1. GO has a significant and positive effect on Institutionalized use (IU), Usage trajectory group (UTG), and Average usage (AU). Moreover, EaseOfUse is a significant and positive predictor of SRU and SAT. However, CK has a significant and negative effect on UTG, AU, and SAT. The authors exclude Attitude, Intention, and UseF from the model.

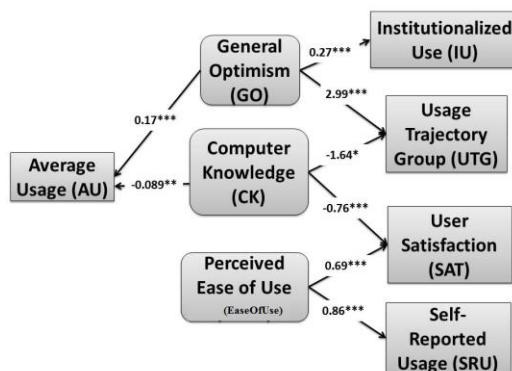


Fig. 1, Results of model testing (*P < .05; **P < .01; ***P < .001)
(Johnson M. P. et al., 2014)

2.2 Electronic Health Record (EHR), First Study

Marie-Pierre G. et al. (2014) recognized the principal factors of physician acceptance of EHR among 150 general practitioners and specialists of the province of Quebec, Canada. The authors tested four research models, i.e., TAM, Extended TAM, Psychosocial Model, and Integrated Model. The original TAM (Model 1) is shown in Figure 2. UseF and EaseOfUse have a direct and positive effect on Intention. Moreover, EaseOfUse has a direct and positive influence on UseF. This model describes 44.0% of the variance in Intention. The authors excluded Attitude from the model.

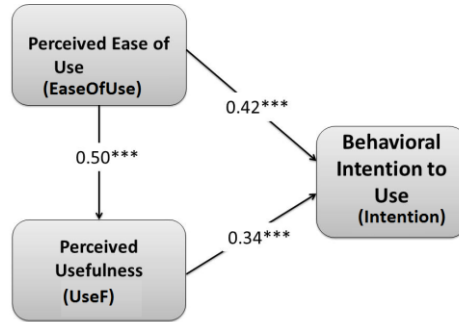


Fig. 2, Results of TAM (P < 0.001)**
(Marie-Pierre G et al., 2014)

The second model is extended TAM (Figure 3). More variables are added to the original TAM to make it more applicable. DR clarifies how much the impact of usage of the EHR is obvious for the general practitioners and specialists. UseF and EaseOfUse have a direct and positive impact on Intention. The researchers excluded Attitude. The model describes 44.0% of the variance in Intention. In addition, DR and EaseOfUse have a direct and positive impact on UseF, and 48.1% of the variance in this variable is described. Moreover, CSE has a direct and positive impact on EaseOfUse. CSE describes 6% of the variance in EaseOfUse. All indirect effects are also significant.

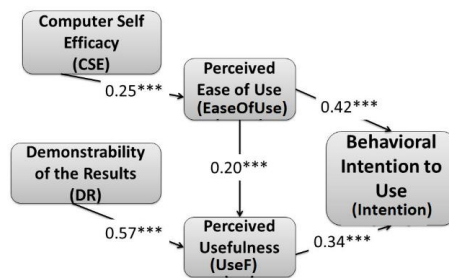


Fig. 3, Results of extended TAM (P < 0.001)**
(Marie-Pierre G et al., 2014)

The third model is a psychosocial model (Figure 4). It contains theoretical variables proposed by Triandis (1980), Orruno et al. (2011), Godin et al. (2008), Gagnon et al. (2012) and Gagnon et al. (2006). Personal Identity (PI) shows the attitude of the respondents toward information and communication technology (ICT). In Social Norm (SN), the respondents look mostly at the attitude toward the EHR among health professionals outside their specialty area. Whereas, in Professional Norm (PN), the respondents look at the attitude among health professionals inside their specialty area. There is no significant relationship between UseF, PI and CSE, and Intention. However, EaseOfUse, SN, and PN have a significant and positive impact on Intention. The model explains 53% of the variance in Intention.

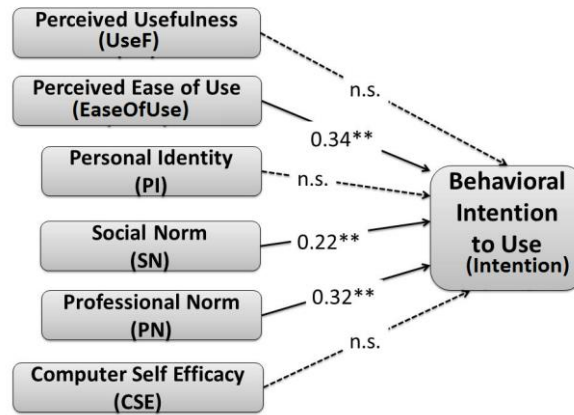


Fig. 4, Results of Psychosocial model (**P <= .01)
(Marie-Pierre G et al., 2014)

The last model is a combination of the TAM and the psychosocial model (Figure 5). The model includes theoretical variables that have been proposed in latest studies on physician acceptance of information technologies. These variables are DR, Resistance to change (RC), and CSE. In RC, respondents' resistance against the EHR is measured. Information about the change (IC) is defined as the level of information that respondents obtained regarding the possible changes that EHR causes in their routine works. DR, EaseOfUse, SN, and PN have a significant and positive effect on Intention. This model explains 55 % of the variance in Intention.

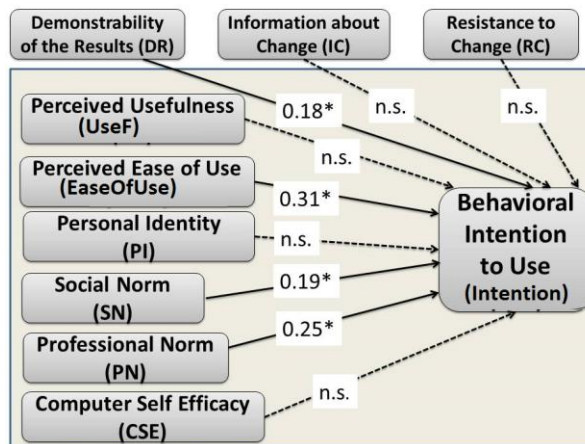


Fig. 5, Results of integrated model (*P < 0.05)
(Marie-Pierre G et al., 2014)

2.3 e-Health Companion

Elavarasen (2010) proposed e-Health Companion. This system observes the users' health for lifestyle sicknesses such as diabetes and hypertension. The biomedical instruments transfer the information to the central computer server. The server will go through the given information and will alarm the users if there is any crucial condition. A study was conducted among 60 potential users to find out what factors affect the acceptance of the system. The proposed model is TAM that is extended by several factors. These factors are Compatibility (Comp), Risk and Access. Access is defined as an individual's opinion of how easy to access to the system. Moreover, Comp is the degree to which an individual believes that the system is consistent with his/her current values, former experience, and wishes. Lastly, Risk measures the degree to which an individual sees certain negative outcomes from using the system. The proposed model is shown in Figure 6.

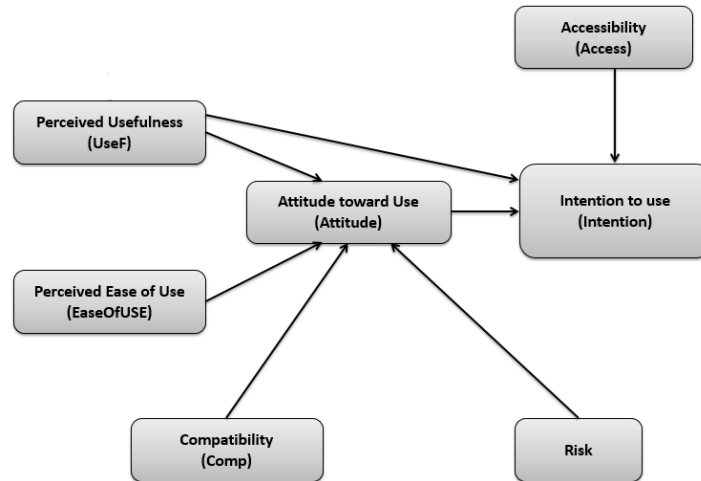


Fig. 6, Proposed e-Health Companion acceptance model (Elavarasen, 2010).

The data analysis part of the study was questionable. Therefore, we only look at the proposed acceptance model and we do not go through the data analysis part.

2.4 Electronic Health Record (EHR), Second Study

Marie-Pierre G., et al (2016) proposed a multilevel model to discover organization-level and individual-level influential factors on EHR adoption by physicians. A prospective cross-sectional study was conducted among physicians in 49 primary healthcare organizations in four regions of the province of Quebec, Canada. 278 completed questionnaires were back from the 31 organizations that had at least five respondents. The multilevel modeling found no significant overall effect of organizational level's factors on physician intention. However, all individual-level factors have a positive and significant effect on intention. This individual-level model is shown in Figure 7 and describes 64% of the variance in Intention. The authors excluded the mediation effect of Attitude.

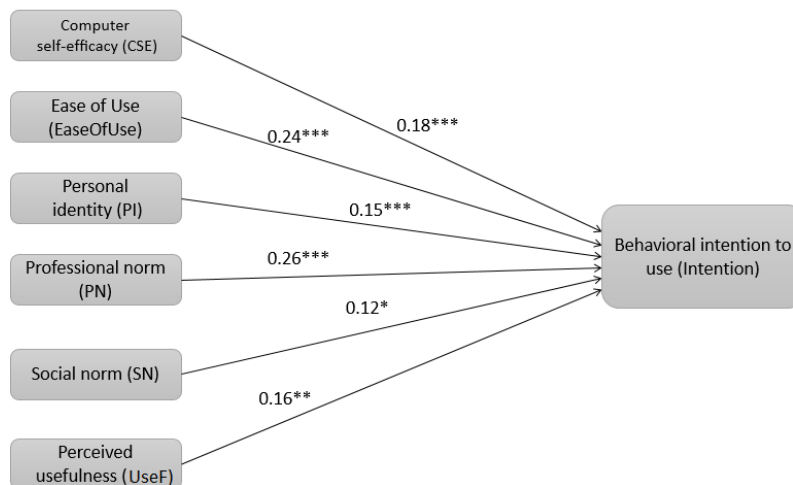


Fig. 7, Results of the individual-level model (*P < 0.05; **P < 0.01; ***P < 0.001) (Marie-Pierre G., et al. 2016)

2.5 Electronic Medical Record (EMR)

Aldosari et al. (2018) conducted a study to understand the perspective of the nursing staff working in Imam Abdulrahman Al Faisal Hospital, Saudi Arabia using electronic medical record (EMR) in their clinical practice. The findings show that there is a strong positive correlation between UseF and EaseOfUse resulting in a positive effect on nurses' acceptance of EMR. The findings also represent that user characteristics, system quality, and top management and IT support are important in predicting nursing staff's acceptance toward EMR. The research model is represented in Figure 14.

The concern with their study is that the authors did not examine the relationships using multiple regression analysis and merely were satisfied with Spearman's Correlation analysis, which is not a powerful analysis for hypothesis testing. Moreover, they did not perform any test to evaluate validity and reliability of their measurement items.

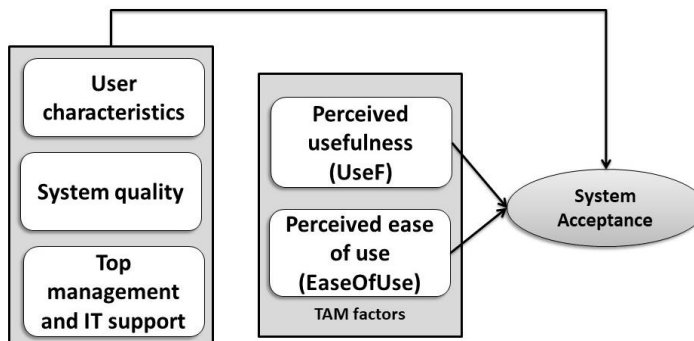


Fig. 14, Research model of electronic medical record (EMR) (Aldosari et al., 2018)

3. The Proposed Research Model

TAM is proposed by Davis (1989) as an analytical model to predict user acceptance to use computer technology. The model is one of the most extensively used and fit models to examine the behavioral and social intentions that influence the acceptance of technology (Wu et al., 2008; Aldosari et al., 2018). TAM is the most promising model in order to predict the factors that influence the acceptance of technology across many contexts such as healthcare (Chow et al., 2012; Vathanophas and Pacharapha, 2010; Aldosari et al., 2018). In the context of this study, a TAM based model is proposed to understand what factors influence intention to use VHC through the mediating effect of Attitude. The model is shown in Figure 8.

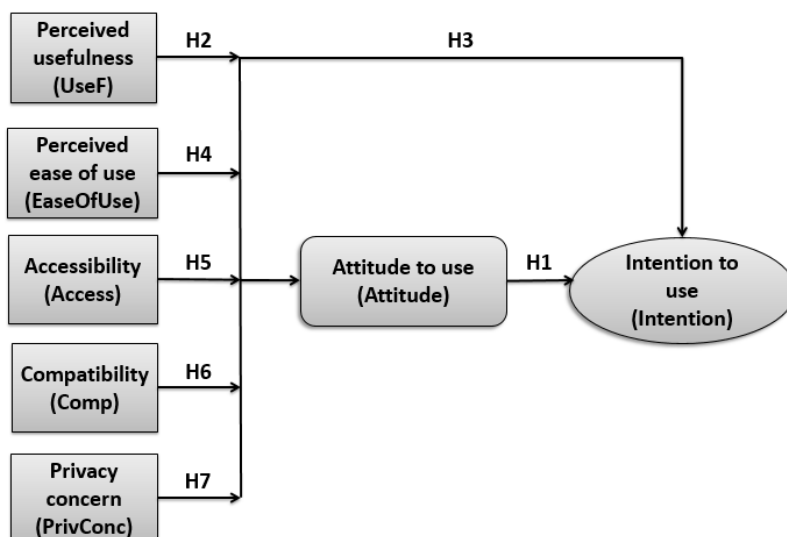


Fig. 8, The Proposed Research Model

Note. H1 to H7 indicate the hypotheses. H8 to H12 (The mediating effect of Attitude)

4. Proposed Hypotheses

In the following section, each factor is discussed in detail and its effect is hypothesized.

4.1 The Relationship between Attitude and Intention

Attitude toward using a system is defined as the individual's positive or negative feelings about working with the system, and intention to use a system is defined as the degree of the determination of the individual's aim to use the system (Davis et al., 1989, p. 984). Ajzen and Fishbein (1980) indicated that attitude influences behavioral intention. Davis (1989) also stated the significant and positive effect of Attitude on Intention. Moreover, Owitlawakul et al. (2014) indicated that attitude toward using the Electronic Health Records for Nursing Education (EHRNE) software program was the significant factor on intention to use the EHRNE. Kijisanayotin et al. (2009) also stated that Attitude influenced the intention to use medical IT. Kim et al. (2015) also stated that Attitude positively influenced the intention to use a mobile electronic medical record (MEMR). Hsiao and Chen (2015) also stated that attitudes toward using computerized clinical practice guidelines (CCPG) was critical factor influencing physicians' intention to use CCPG.

Therefore, the following hypothesis is proposed about VHC:

H1: Attitude will have a significant and positive effect on intention.

4.2 The Relationship between UseF and Attitude

UseF refers to the degree to an individual's faith that using a specific system will improve his or her job routine (Davis et al., 1989, p. 984). UseF constantly appears to be an important predictor of Attitude (Venkatesh et al., 2003). For instance, Aldosari et al. (2018) stated that UseF had a positive effect on nurses' acceptance toward using EMR. Elavarasen (2010) also claimed that UseF has a positive impact on Attitude toward using e-Health Companion. Kim et al. (2015) stated that PE positively influenced the attitude to use a MEMR. PE has similar concept with UseF.

Therefore, we claim that if the end users of VHC believe that the system helps them to manage their daily routine, they have positive feelings to use it. The following hypothesis is proposed to test our claim:

H2: The perceived usefulness (UseF) will have a significant and positive effect on Attitude.

4.3 The Relationship between UseF and Intention

Previous models on TAM stated that UseF has a positive impact on Intention, both directly and indirectly (Davis, 1989; Venkatesh and Davis, 2000; Venkatesh et al., 2008). Moreover, TAM and extended TAM models by Marie-Pierre G et al. (2014) stated UseF as a positive predictor of Intention to use EHR. Marie-Pierre G et al (2016) also supports this statement. Elavarasen (2010) also claimed that UseF has a positive impact on intention to use e-Health Companion. Aldosari et al. (2018) also stated that Usef had a positive effect on nurses' acceptance toward using EMR. Dünnebeil et al (2012) also indicated that UseF positively affected behavioral intention to use Electronic Health Services (EHS). Wahyuni (2017) also pointed out that UseF positively affected intention to use e-health services. Kuo et al. (2013) also stated that the Usef of mobile electronic medical record system (MEMRS) with nurses' work practices enhances nurses' intention to use MEMRS. Aldosari (2012) also proved that UseF of a picture archiving and communication system (PACS) positively affected intention to use PACS by staff. Dunnebeil et al. (2012) also found out that UseF positively influenced the intention to use e-health applications. Esmailzadeh et al. (2015) examined the intention to use a clinical decision support system (CDSS) and stated Performance Expectancy (PE) as an influential factor. Kijisanayotin et al. (2009) also stated that PE influenced the intention to use medical IT. Hsiao and Chen (2015) also stated that UseF of CCPG was critical factor influencing physicians' intention to use CCPG. However, integrated model and psychosocial model by Marie-Pierre G et al. (2014) do not show any significant impact between two variables.

Therefore, this study proposes the following hypotheses in order to clarify the relationship:

H3: The perceived usefulness (UseF) will have a significant and positive effect on Intention.

4.4 The Relationship between EaseOfUse and Attitude

Davis et al. (1989, p. 984) define EaseOfUse as a degree to an individual's faith that using a particular system would be free of struggle. Marie-Pierre G et al. (2014) and Marie-Pierre G et al. (2016) stated that EaseOfUse has a significant, positive effect on Intention to use EHR while the authors excluded Attitude from the model. Moreover, Johnson et al. (2014) stated that EaseOfUse is a significant and positive predictor of user satisfaction from using the CRS. Elavarasen (2010) also claimed that EaseOfUse has a positive impact on Attitude toward using e-Health Companion. Aldosari et al. (2018) also stated that EaseOfUse has a positive effect on nurses' acceptance toward using EMR. Kim et al. (2015) stated that Effort Expectancy (EE) positively influenced the attitude to use a MEMR. EE has similar concept with UseF. Therefore, the following hypothesis is proposed about VHC:

H4: Perceived ease of use (EaseOfUse) will have a significant and positive effect on Attitude.

4.5 The Relationship between Access and Attitude

Accessibility of a system (Access) is defined as a capability of the system to be obtained, entered, affected, or comprehend. (The Concise Oxford Dictionary, 1982, p. 6). Several studies stated that perceived accessibility of information provided by a system is a more significant factor than the quality of the information in the system for adoption (O'Reilly, 1982; Culnan, 1984; Rice and Shook, 1988). Elavarasen (2010) claimed that Access has a positive impact on Intention toward using e-Health Companion. Therefore, the following hypothesis is proposed about VHC:

H5: Accessibility (Access) will have a significant and positive effect on Attitude.

4.6 The Relationship between Comp and Attitude

Rogers (1995, p. 224) defines the compatibility of a system (Comp) as the degree to which a new system is sensed to be coherent with the current values, previous experiences, and desires of possible adopters. Comp plays an important role in making end users feel positive about working with the system. Chen et al. (2002) and Wu and Wang (2005) stated that Comp is a more powerful factor than UseF. They considered Comp as a major driver in the online environment. Elavarasen (2010) also claimed that Comp has a positive influence on Attitude toward using e-Health Companion. Kuo et al. (2013) also stated that the compatibility of MEMRS with nurses' work practices enhances nurses' willingness to use MEMRS. The absence of integration into healthcare practices causes an electronic health system to fail (M. Gagnon et al., 2016). Therefore, the following hypothesis is proposed about VHC:

H6: Compatibility (Comp) will have a significant and positive effect on Attitude.

4.7 The Relationship between PrivConc and Attitude

The privacy and security concerns of information of patients are the barrier to adoption of e-Health services (Ponemon Institute LLC, 2014). It is critical to protect the privacy of medical information of patients. A system that is not protected against hackers and unauthorized users' access disappoints its end users. The following hypothesis examines the negative effect of privacy concern (PrivConc) on Attitude toward using VHC:

H7: Privacy concern about patients' personal information (PrivConc) will have a significant and negative effect on Attitude.

4.8 The Mediating Effect of Attitude

A variable is taken into account as a mediator when it makes the indirect effect through which the independent focal variable can influence the criterion variable of interest (Baron and Kenny, 1986). Attitude is included as a mediator in the proposed models by Davis (1989), Venkatesh and Davis (2000) and Venkatesh et al. (2008). In our study, we examine the mediating effect of attitude between our independent variables (UseF, EaseOfUse, Access, Comp, and PrivConc) and the criterion variable of interest (Intention). The following hypotheses examine the mediating effect of attitude:

H8: Attitude mediates the relationship between perceived usefulness (UseF) and Intention.

H9: Attitude mediates the relationship between perceived ease of use (EaseOfUse) and Intention.

H10: Attitude mediates the relationship between accessibility (Access) and Intention.

H11: Attitude mediates the relationship between compatibility (Comp) and Intention.

H12: Attitude mediates the relationship between Privacy concern about patients' personal information (PrivConc) and Intention.

5. Research Methodology

We applied an empirical study that is quantitative originally. A self-directed questionnaire was designed based on the variables to be analyzed. The items per each variable were measured on a 5-point Likert scale using scales from "Strongly disagree" to "Strongly agree" using cross-sectional data. The items are shown in Table 10. Moreover, some snapshots of VHC were included in the questionnaire. We also explained how the system works. Therefore, we expect that the respondents acquired enough knowledge about VHC.

The population of the current study covered all government hospitals and government health clinics listed in the ministry of health Malaysia's directory. As it was not practical to cover all of them in the sample, only 350 government hospitals and government health clinics were selected based on simple random sampling. Consequently, every single item in the population gained same probability of being selected. Besides, once an item in the population is selected, it is impossible that the item is selected again in the sample size (Kumar R., 2008).

350 hard copies of the questionnaire were distributed among them. We asked nurses to fill in the questionnaire. The questionnaires were delivered physically to them by post. Only 75 of 350 questionnaires were returned. During data screening, three questionnaires were not entertained in data analysis due to incompleteness. The respondents did not answer to the majority of questions. Moreover, two questionnaires were dropped due to lack of engagement of respondents because they selected the same answer for all questions. Finally, 70 questionnaires were used for data analysis. Table 2 shows the number of questionnaires used.

We studied two groups of multiple regression analysis. First, we looked at the relationship between independent variables (UseF, EaseOfUse, Access, Comp, and PrivConc) and Attitude. The sample size for this regression was calculated using G*Power analysis (Faul et al., 2009) at 80 percent with effect size 0.35 (Cohen, 1998). The minimum power needed in social and behavioral science research is commonly 0.8 (Rasoolimanesh et al. 2015). Since there were a total of five predictors, the minimum sample size was estimated at 43. In the second regression, we looked at the relationship between UseF and Attitude with the dependent variable (Intention). We also calculated the sample size by G*Power using the same criteria, but this time we considered the number of predictors as two. The suggested sample size was at 31. We considered 43 as the number of a needed sample size to fulfill the minimum requirement of sample size for both regressions. The number of collected questionnaires is 70. Therefore, data were collected beyond the minimum needed sample size which is 43. We can safely conclude that our sample size is acceptable for each group of MRA.

A methodology which is based on mix method of multiple regression analysis (MRA) and artificial neural networks (ANNs) applied. In this regard, after testing the goodness of measures and analyzing the effect of independent variables on the perspective dependent variable using the MRA, ANNs were applied. This method enables extra verification of the results provided by the MRA. Besides, for testing the mediating effect of Attitude on the relationship between the independent variables (UseF, EaseOfUse, Access, Comp, and PrivConc) and Intention, we applied the test for indirect effect suggested by Preacher and Hayes (2004, 2008) and bootstrapped the sampling distribution of the indirect effect, which is applicable for simple and multiple mediator models (Hair et al., 2014).

Table 2. Number of Questionnaires

Number of Questionnaires Distributed	350
Number of Questionnaires Collected	75
Response Rate	$75/350 \times 100 = 21\%$
Number of Questionnaires Used for Analysis	70 Rate = $70/350 \times 100 = 20\%$

Abbreviation	Items	Code
UseF (Adapted from Davis 1989)	• VHC can improve my efficiency in reminding the parents about their children vaccination uptakes.	Usef1
	• VHC can be helpful in managing vaccination plan for children.	Usef4
Comp (Adapted from Moore and Benbasat 1991)	• VHC is comptable to the way I like doing things.	Comp2
	• VHC fits into my work style.	Comp3
EaseOfUse (Adapted from Moore and Benbasat 1991)	• My interaction with VHC is clear and understandable.	EaseOfUse2
	• It is simple for me to become skilled at using VHC's components.	EaseOfUse3
PrivConc (Adapted from Elavarasen 2010)	• VHC cannot protect the parents and their children's personal information against illegal access.	PrivConc1
	• The parents and their children's personal information within VHC is vulnerable to fraudulent activity.	PrivConc4
Access (Adapted from Elavarasen 2010)	• VHC can provide children's vaccination information more accessible.	Access2
	• It is easy for me to access to VHC.	Access3
Attitude (Adapted from Taylor and Todd 1995b)	• Using VHC is a wise idea.	Attitude3
	• Using VHC is a good idea.	Attitude4
Intention (Adapted from Venkatesh et al. 2003)	• I predict I will use VHC at my hospital/clinic.	Intention1
	• I will use VHC in the future at my hospital/clinic.	Intention2

Table 10. The Items per each Variable

Note. Access1, Access4, EaseOfUse1, EaseOfUse4, Usef2, Usef3, PrivConc2, PrivConc3, Comp1, Attitude1, Attitude2 and Intention3 were dropped due to low item loadings or loading on several constructs.

6. Analysis and Results

6.1 Demographic Statistic

A demographic profile of the participants is presented in Table 3. Most participants (55.8 percent) were aged less than 34 years. The majority of the participants are female (70 percent). The highest level of education is University degree (47.1 percent). Most participants have not applied any vaccination and management system (88.6 percent).

Table 3, Demographic Profile and Descriptive Statistics

Note. Standard Deviation: SD; ^a one-way Analysis of Variance;

6.2 Goodness of Measures

The goodness of measures shows whether an instrument or scale used is reliable and valid. They illustrate to what extent an instrument is accurately and consistently measuring a specific concept (reliability), and whether the instrument is indeed measuring the concept that it is supposed to measure (validity; Sekaran & Bougie, 2011). In the current study, the measurement items are evaluated for construct (factorial structure), convergent, and discriminant validity. The items which belong to one variable are also assessed for the reliability via their internal consistency of measures.

6.2.1 Construct Validity

Construct validity concerns the degree to which the test items measure the construct (variable) they were aimed to measure. Researchers frequently use factor analytic techniques to evaluate the construct validity of the scores acquired from an instrument (McCoach, 2002). Factor analysis offers an extensive group of methods and mathematical tactics for figuring out the latent variable structure of observed variables (Nunnally, 1978).

In this study, an exploratory factor analysis (EFA) with an orthogonal rotation of Varimax was applied to assess the construct validity of the instrument. We applied a principal component analysis (PCA) on the set of 26 items, which belong to the proposed model's constructs. The result of this analysis is shown in Table 4. The Anti-image correlation matrix diagonals are above 0.5 which show sampling adequacy. The analysis extracted a seven-factor solution, which is explaining 86.611% of the entire variance. The Kaiser–Meyer–Olkin measure of sampling adequacy was 0.744 showing a middling level in

line with
Kaiser and
Rice
(1974).
The
Bartlett's
test for
sphericity
was
significant
($\chi^2=$
525.872, p
<

	Frequency	Frequency Percent	Intention Mean (SD)	Test and Sig
Age categories				
18-24 years	16	22.9	4.28	F(5,64)=1.55 P _a =0.19
25-34 years	23	32.9	3.85	
35-44 years	14	20	3.71	
45-54 years	11	15.7	4.04	
55-64 years	4	5.7	4	
65 years or above	2	2.9	4	
Highest education				
Secondary school	8	11.4	4.12	F(3,66)=0.38 P _a =0.76
Diploma	16	22.9	3.84	
University degree	33	47.1	3.97	
Master	13	18.6	4	
PhD	0	0	0	
Gender of Respondents				
Male	21	30	3.95	F(1,68)=0.011 P _a =0.92
Female	49	70	3.97	
Already applied any vaccination reminder and management system within your health center.				
No	62	88.6	3.97	F(1,68)=0.19 P _a =0.67
Yes	8	11.4	3.87	

2.0983E-61). Factors 1 to 7 were named as Access, EaseOfUse, UseF, PrivConc, Comp, Attitude, and Intention respectively.

Based on the rotated component matrix, of the 26 items, 12 items were dropped because of low item loadings of less than 0.50 (Hair, Black, Babin, and Anderson, 2010) and also due to cross loading. The outcomes drawn from the EFA showed that the items loaded on the constructs that they were supposed to represent. Consequently, the adequacy and construct validity of the items are obtained.

Table 4. Results of the EFA.

	1	2	3	4	5	6	7	Communality
Access3	.881	.184	.218	.056	.134	.012	.196	.880
Access2	.858	.078	.280	.010	.060	.122	.202	.872
EaseOfUse3	.091	.925	.071	.003	.190	.013	.106	.897
EaseOfUse2	.147	.861	.163	.068	.227	.225	.004	.916
Usef1	.228	.131	.874	-.136	.044	.098	.130	.876
Usef4	.372	.152	.769	.084	.198	-.045	.266	.871
PrivConc4	.135	.071	-.005	.899	.008	.198	-.010	.874
PrivConc1	-.082	-.004	-.039	.884	.185	-.135	.182	.733
Comp3	.018	.209	.133	.021	.917	.149	.121	.872
Comp2	.229	.368	.071	.298	.748	.144	-.100	.940
Attitude4	.060	.227	-.032	-.032	.151	.827	.266	.764
Attitude3	.140	-.021	.442	.325	.325	.578	-.057	.834
Intention1	.317	.092	.207	.158	.072	.155	.817	.879
Intention2	.429	.031	.362	.056	-.058	.334	.547	.918
Eigenvalue	5.201	2.114	1.647	0.991	0.931	0.672	0.568	
% Variance	37.153	15.101	11.767	7.081	6.648	4.801	4.059	

Note. Access= Accessibility; EaseOfUse= Perceived ease of use; Usef= Perceived usefulness; PrivConc= Privacy concern; Comp= Compatibility of the system; Attitude= Attitude toward using; Intention= Intention to use. The items in boldface indicate that these items fall under the same construct. Access1, Access4, EaseOfUse1, EaseOfUse4, Usef2, Usef3, PrivConc2, PrivConc3, Comp1, Attitude1, Attitude2 and Intention3 were dropped due to low item loadings or loading on several constructs.

6.2.2 Discriminant Validity

Discriminant validity refers to the extent to which measures of distinct constructs are relatively distinctive, that their correlation values are neither an absolute value of 0 nor 1 (Campbell & Fiske, 1959). Constructs which might be similar would have high correlations while unrelated constructs would result in low correlations. High correlation values of .90 and above is a sign of considerable collinearity among the constructs, indicating that the constructs are not distinct from each other (Hair et al., 2010).

A correlation analysis applied to the seven factors and the result is provided in Table 5. All constructs are not highly correlated with each other as their coefficients are less than 0.90, thus implying that the constructs are distinct from each other. Therefore, we can conclude that discriminant validity has been established.

Table 5. Means and Intercorrelations.

	Access	EaseOfUse	Usef	PrivConc	Comp	Attitude	Intention
Access	1						
EaseOfUse	0.325**	1					
Usef	0.607**	0.314**	1				
PrivConc	0.102	0.097	0.026	1			
Comp	0.293*	0.540**	0.313**	0.291*	1		
Attitude	0.327**	0.364**	0.342**	0.231	0.474**	1	
Intention	0.630**	0.251*	0.558**	0.178	0.201	0.465**	1

Note Access= Accessibility of the system; EaseOfUse= Perceived ease of use; Usef= Perceived usefulness; PrivConc= Privacy concern; Comp= Compatibility of the system; Attitude= Attitude toward using; Intention= Intention to use
* $p < 0.05$ and ** $p < 0.01$.

6.2.3 Convergent Validity

In addition to the construct validity test using factor analysis (between scales), another factor analysis was performed, but this time using the within scale approach to examine for convergent validity. Convergent validity refers to all items measuring a construct loading on a single construct (Campbell and Fiske, 1959). This validity is established when all items measuring a construct all fall into one factor as theorized. Convergent validity was performed via a within-factor analysis (Hair, Black, Babin, & Anderson, 2010). All of the seven factors showed unidimensionality in the sense that each set of items demonstrating their intended concept loaded on only one construct. Therefore, we can conclude that convergent validity has been established.

6.2.4 Reliability Statistic

Cronbach's alpha is the fundamental formula used to decide the reliability established on internal consistency (Kim and Cha, 2002). Referring to Table 6, the Cronbach's alpha values for UseF, Comp, EaseOfUse, PrivConc, Access, and Intention is higher than 0.7. The minimum standard of 0.7 is set by Nunnally to pass this test (1978). Therefore, the internal consistency of the measurement for these variables is strong. However, the Cronbach's alpha for Attitude is less than 0.7. Anyhow, we keep this variable. The justification for this decision is that the number of items in the scale influences the Cronbach's alpha value. When there are a small number of items in the scale (less than 10), the Cronbach's alpha value can be quite small (Vaske et al. 2016). As the discussion in the construct validity section, we dropped two items from Attitude. Consequently, the number of items for Attitude is small and it influences the Cronbach's Alpha value of this construct.

Table 6, Result of Reliability Analysis

Variables	Abbreviation	Number of Items	Cronbach's Alpha
Perceived usefulness	UseF	2	0.858
Compatibility	Comp	2	0.843
Perceived ease of use	EaseOfUse	2	0.888
Privacy concern	PrivConc	2	0.795
Accessibility	Access	2	0.895
Attitude toward using	Attitude	2	0.500
Intention to use	Intention	2	0.753

6.3 Hypotheses Testing

Multiple Regression Analysis (MRA) examines the relationship between a single dependent variable (continuous) and several independent variables (continuous or even nominal). We studied the relationships between two groups of continuous variables using two groups of MRA. For the first regression, we examined the relationship between independent variables (UseF, EaseOfUse, Access, Comp, and PrivConc) and Attitude. In the second regression, we examined the relationship between UseF and Attitude with the dependent variable (Intention).

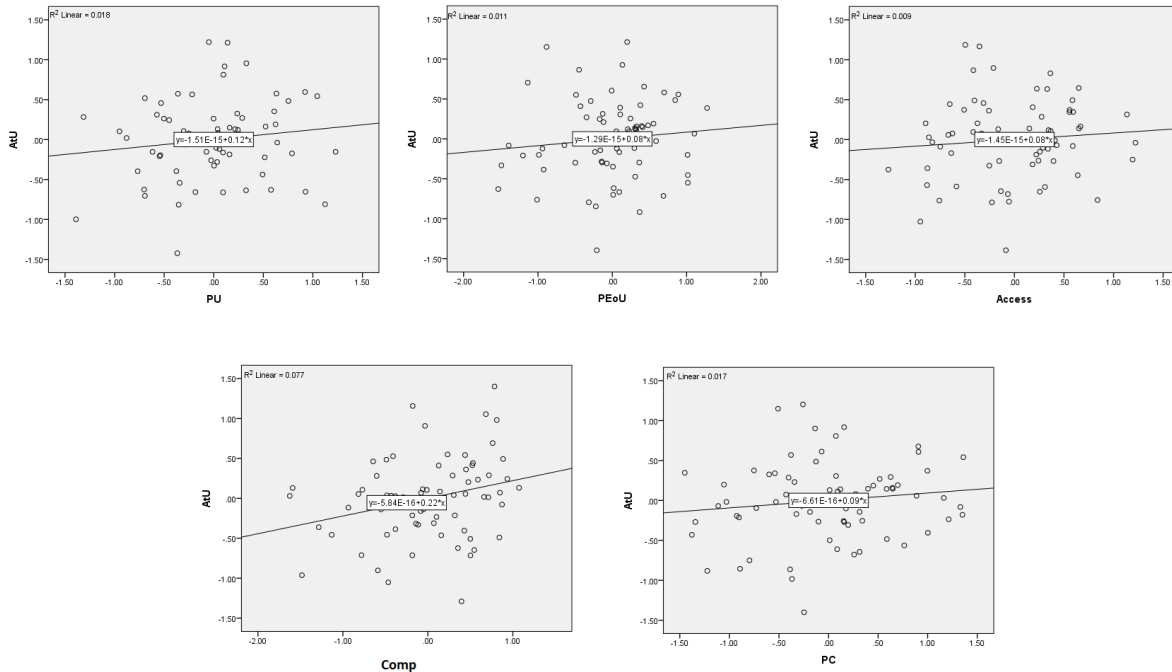


Fig 9, Partial regression plots for Attitude
Note. AtU: Attitude, PU: UseF, PEoU: EaseOfUse, PC: PrivConc

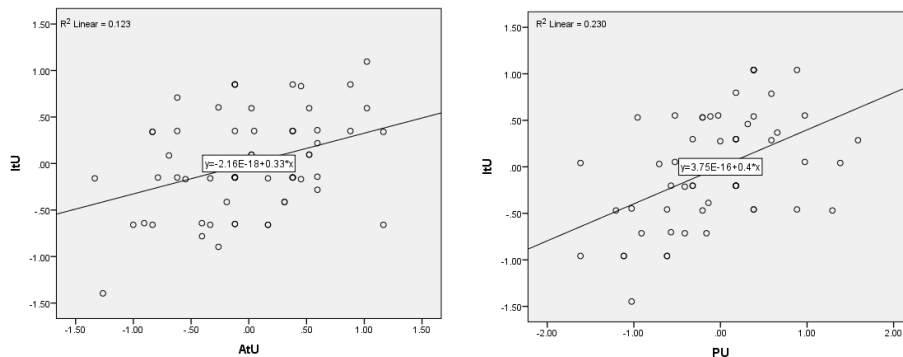


Fig 10, Partial regression plots for Intention
Note. ItU: Intention, PU: UseF, AtU: Attitude

Before we interpret a regression analysis, we need to fulfill several assumptions, which are 1) normality, 2) normality of the error terms, 3) linearity, 4) constant variance – homoscedasticity, 5) multicollinearity, and 6) independence of the error term – autocorrelation 7) outliers. We could assume that both regressions passed normality assumption because the histogram plots showed not much abnormality. Both histogram plots obtained mean value close to 0 and standard deviation value close to 1. Regarding the second assumption, we referred to Normal P-P Plots of both regressions. In both plots, the points were close to the diagonal line. Therefore, we passed this assumption. For linearity assumption, we looked at partial plots for each relationship (as shown in Figure 9 and 10). We passed this assumption because we could draw a straight line on each plot. The fourth assumption was that the variance must be constant (Homoscedasticity) as opposed to not constant (Heteroscedasticity). Heteroscedasticity is detected when we realize a consistent pattern when we plot the studentized residual (SRESID) against the predicted value of Y (ZPRED). In both plots, we could not find a consistent pattern. Therefore, we passed this assumption for both regressions. For assumption fifth, we checked that the independent variables are not highly correlated with each other. All VIF values for each variable for both regressions were less than 5. Moreover,

the conditional index values for both regressions were less than 30. Therefore, we could assume that there was no collinearity problem in our data. In independence of the error term – autocorrelation assumption, we want to make sure that each predicated value is independent and it is not related to any other prediction such as time. To do that, we looked at Durbin-Watson values for both regressions. Durbin-Watson values for both regressions were between 1.5-2.5. Therefore, we passed assumption sixth. The last assumption is about outliers. They are values that are extremely large and powerful that they can influence the results of the regression. The threshold for both regressions was set at +- 3 standard deviations. We passed this assumption because we could not detect any outliers in our data for both regressions. After passing all the assumptions, we can interpret the results of both regressions.

In first MRA, the relationship between Attitude and UseF, EaseOfUse, Access, Comp, and PrivConc are examined (as shown in table 7). These five factors together contribute to 29% of the variance in Attitude. Among five factors, Comp (Std. Beta =0.305) only has a significant and positive impact on Attitude ($p < 0.05$). The other factors are not significant.

In the second regression, the relationship between Intention and the predictor variables (Attitude and UseF) were examined. Table 8 shows that all proposed hypotheses are supported. As stated by R square of 0.397, 40 percent of the variance in Intention is described by the predictor variables. Intention has two significant predictor variables that are UseF (Std. Beta = 0.452) and Attitude (Std. Beta = 0.310). The relationships are significant and positive at 0.01 level.

The bootstrapping analysis (table 11) showed that there was a significant indirect effect of UseF, EaseOfUse, Access, Comp, PrivaCon on Intention through the mediating effect of Attitude. As mentioned by Preacher and Hayes (2008), when the indirect effect does not straddle a 0 in between Boot CI's LL and UL, there is a mediation. Therefore, we can conclude that the mediating effect of Attitude is statistically significant.

Table 7, Multiple regression results of Attitude
 $R^2 = 0.295$, $*p < 0.05$. Std. error of the estimate: 0.515

Hypothesis	Abbreviation	Unstd. Beta	Std. Beta	Std. Error	t-value	Decision
H2	UseF	0.124	0.148	0.113	1.095	Not supported
H4	EaseOfUse	0.085	0.109	0.099	0.851	Not supported
H5	Access	0.083	0.101	0.111	0.745	Not supported
H6	Comp	0.222	0.305	0.096	2.306*	Supported
H7	PrivConc	0.093	0.117	0.088	1.061	Not supported

Table 8, Multiple regression results of Intention
 $R^2 = 0.397$, $**p < 0.01$, Std. error of the estimate: 0.490

Hypothesis	Abbreviation	Unstd. Beta	Std. Beta	Std. Error	t-value	Decision
H1	Attitude	0.326	0.310	0.106	3.072**	Supported
H3	UseF	0.398	0.452	0.089	4.479**	Supported

Table 11, Mediating effects of Attitude

Hypothesis	Beta	Boot CI		Decision
		LL	UL	
Usef → Attitude → Intention	0.093	0.027	0.217	Supported
EaseOfUse → Attitude → Intention	0.128	0.038	0.243	Supported

Access → Attitude → Intention	0.082	0.024	0.177	Supported
Comp → Attitude → Intention	0.173	0.077	0.322	Supported
PrivConc → Attitude → Intention	0.086	0.014	0.188	Supported

Note. 95 % confidence interval

6.4 Multi-Analytical Approach of MRA and ANN

We mixed Multiple Regression Analysis (MRA) and ANN to apply a multi-analytical approach. Therefore, first, MRA was used to check the overall research model and detects significant predictors. Second, significant predictors are used as inputs to the ANN model to determine the average relative importance of each predictor variable. ANN is one of the most important artificial intelligence techniques (Liébana-Cabanillas et al. 2017). Traditional linear statistical techniques such as MRA are only capable of detecting the linear relationships. Therefore, they are suitable for hypotheses testing, which is based on regression line's slope. However, MRA is incapable of helping decision makers to make a precise decision due to weak prediction accuracy. Therefore, we applied ANN since this computational model can provide higher prediction accuracy. Consequently, ANN can out-perform MRA and other conventional techniques (Liébana-Cabanillas et al. 2017; Tan et al., 2014; Leong et al. 2013).

In first MRA, only one predictor is statistically significant. Therefore, we did not apply the multi-analytical approach. For second MRA, we have built 10 ANNs in SPSS 23. Significant variables of the second MRA (Usef and Attitude) are used as the input units for ANN. We selected Intention as the dependent variable. To avoid over-fitting, a 10-fold cross validation was done. Therefore, 90% of the data was used for network training, and the last 10% was used for testing to measure the prediction accuracy of the trained network (Liébana-Cabanillas et al. 2017). Initially, the architectures of the ANNs were designed automatically by SPSS. However, due to low prediction accuracy, we used two hidden layers. Moreover, the number of neurons in each hidden layer is two. Besides, we selected Sigmoid as an activation function for hidden layers and output layer. Batch is selected as a type of training technique due to our small sample size. As a measure of the predictive accuracy of the model, the Root Mean Square of Errors (RMSEs) was used. Moreover, the normalized importance in the sensitivity analysis is calculated per each input node of ANN. The relative powers of the causal relationships were tested based on the normalized importance in the sensitivity analysis (Tan et al., 2014).

Figure 11 shows the RMSE of training and testing data for Intention. The ANN number 3 has the higher prediction accuracy due to lowest RMSE for testing. Figure 12 represents the structure of ANN number 3 for Intention.

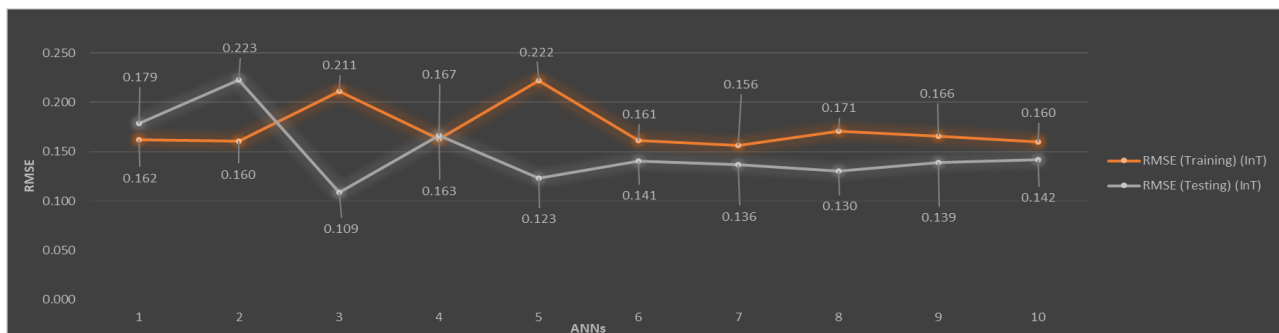


Fig. 11. The RMSEs of training and testing data for Intention

Note: Int: Intention, ANNs: Artificial Neural Networks, RMSEs: The Root Mean Square of Errors

Referring to Figures 11, the highest value for RMSE for training and testing data records are 0.222 and 0.223 respectively. Therefore, the ANN model is very trustworthy to measure the relationships between predictors (Usef, Attitude) and output (Intention) (Leong, 2013; Tan, 2014; Liébana-Cabanillas et al., 2017).

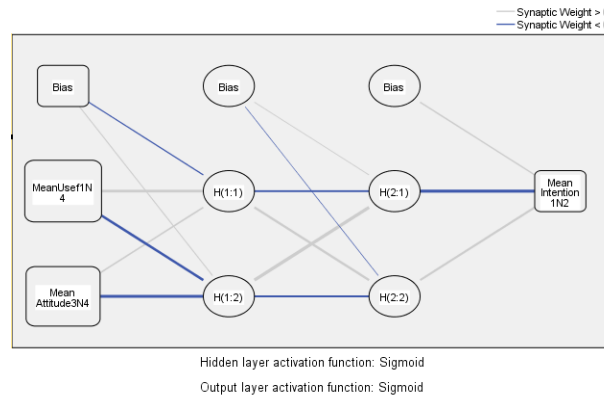


Fig 12, The structure of ANN number 3 for Intention
Note. MeanUsef1N4: UseF, MeanAttitude3N4: Attitude, MeanIntention1N2: Intention

The importance of each independent variable is a measure of how properly the expected values of the ANN model alters with response to different values in the independent variable (Leong et al., 2013). In the sensitivity analysis, the normalized importance of the input variables was calculated by dividing the importance of each input variable with the largest importance value in percentage form. Since only significant linear factors from the MRA were used as the input units of the ANN models, only linear relationships were identified (Tan et al., 2014). Based on the presented ANNs, Usef (with average normalized importance = 100 %) is the most significant predictor of Intention, followed by Attitude (with average normalized importance = 69 %). The normalized importance of the two factors is shown in Figure 13.

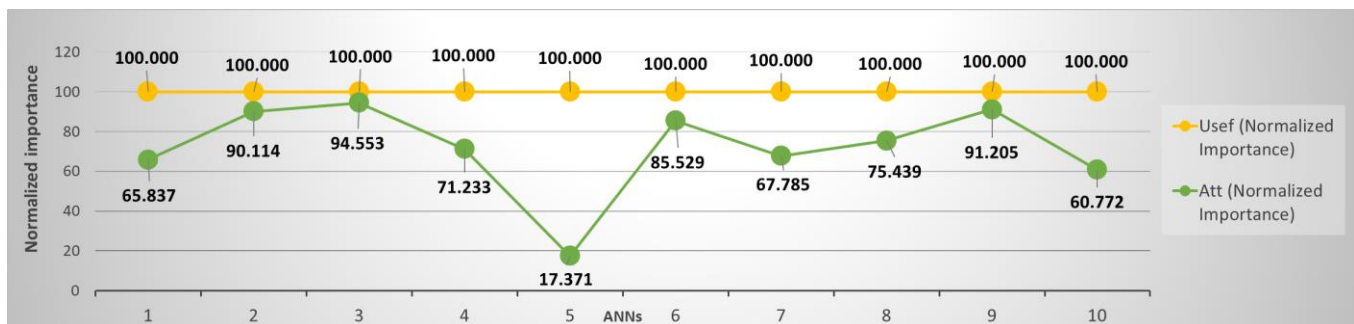


Fig. 13, The normalized importance of Usef and Attitude for Intention
Note: ANNs: Artificial Neural Networks, Att: Attitude

7. Discussion

The first and second objectives of the current study are to examine the relationship between Attitude and its predictor variables and also Intention and its predictor variables. Therefore, MRA is applied. In first MRA, Comp only had a significant and positive effect on Attitude among other factors. This result is consistent with Chen et al. (2002), Wu and Wang (2005) who stated that Comp is a more powerful factor than UseF in the online environment. Gagnon et al (2016) stated the importance of compatibility of an e-health system into healthcare practices in order to achieve a successful implication of that system. Kuo et al. (2013) also indicated that the compatibility of MEMRS with nurses’ work practices improves nurses’ willingness to use MEMRS. This result of our study shows that the compatibility of the system is the most influential and significant factor in point of view of health centers in order to give them positive feelings about working with the system. A system that highly fits in with the health centers’ culture and user desires is highly compatible and easy to

accept (Hsiao and Chen, 2015). The predictor variables of Attitude accounted for 29.5 % of the total explained variance in Attitude.

We could not prove the significant relationship between PrivCon and Attitude. The possible explanation for the insignificant relationship is due to that we do not record the sensitive information of the parents and their children on the system.

The relationships between UseF, EaseOfUse, Access and Attitude are also not supported. The health centers use a paper-based vaccination system, and majority of them did not applied any vaccination reminder and management system. Therefore, IT educational programs can be provided for nurses to improve their information technology literacy to help them recognizing the benefits of VHC (Kuo et al., 2013).

The result of the second MRA indicated that UseF had a significant and positive effect on Intention. Previous works on TAM model supported the relationship between UseF and Intention (Davis, 1989; Venkatesh and Davis, 2000; Venkatesh et al., 2008). Moreover, TAM and extended TAM proposed by Marie-Pierre G et al. (2014) confirmed this result. Marie-Pierre G et al. (2016) also supported this relationship. Aldosari et al. (2018) also stated that UseF had a positive influence on nurses' acceptance toward using EMR. Dünnebeil et al. (2012) also stated that UseF positively influenced behavioral intention to use Electronic Health Services (EHS). Wahyuni (2017) also indicated that UseF positively influenced intention to use e-health services. Kuo et al. (2013) also indicated that the Usef of MEMRS enhances nurses' intention to use MEMRS. Aldosari (2012) also stated that UseF of a PACS positively influenced intention to use PACS. Dunnebeil et al. (2012) also proved that UseF positively influenced the intention to use e-health applications. Esmaeilzadeh et al. (2015) studied the intention to use a CDSS and indicated PE as an influential factor. Kijisanayotin et al. (2009) also stated that PE influenced the intention to use medical IT. Hsiao and Chen (2015) also indicated that UseF of CCPG was critical factor influencing physicians' intention to use CCPG.

Moreover, Attitude had a significant and positive effect on Intention. This result is supported by Davis (1989) and Ajzen and Fishbein (1980). Owitlawakul et al. (2014) also stated that attitude toward using the Electronic Health Records for Nursing Education (EHRNE) software program was the influential factor on intention to use the EHRNE. Kijisanayotin et al. (2009) also indicated that Attitude influenced the intention to use medical IT. Kim et al. (2015) indicated that Attitude positively influenced the intention to use a MEMR. Hsiao and Chen (2015) also indicated that attitudes toward using CCPG was critical factor influencing physicians' intention to use CCPG. The predictor variables of Intention accounted for 39.7 % of the total explained variance in Intention. All predictor factors of Intention were significant. Therefore, ANN was applied for checking the significance of each significant variable detected in MRA. Interestingly, the trained ANN could estimate the significance of each predictor factor with less error compared to MRA. Based on the ANNs, UseF is the most significant predictor of Intention, followed by Attitude. It can be interpreted that health centers' intention to use the system is further influenced by their perceived usefulness of the system than their positive feelings about working with the system.

In order to achieve the third objective which is to examine the mediating effect of Attitude, a resampling strategy (bootstrapping) by Preacher and Hayes (2008) is applied. The bootstrapping analysis showed that there was a significant indirect effect of each independent variable, i.e., UseF, EaseOfUse, Access, Comp, PrivaCon on Intention through the mediating effect of Attitude. Davis (1989), Venkatesh and Davis (2000) and Venkatesh et al. (2008) supported the mediating effect of Attitude. To the best knowledge of the authors, the mediating effect of Attitude is proved to be significant for the first time in acceptance studies of EHR systems. It is important to consider the indirect effect and direct effect of independent variables on intention to use the system.

In order to achieve the last objective, A one-way analysis of variance (ANOVA) was conducted to determine whether there are any statistically significant difference in Intention scores accounting for the participants' demographic characteristics (age, education, gender and whether they already applied any vaccination reminder and management system). The assumptions of this test are met. However, we could not determine any statistically significant difference in Intention scores accounting for the participants' demographic characteristics. The results of one-way ANOVA are represented in Table 3.

8. Limitation of Study and Scope for Further Research

The first limitation is that the sample size may not be representative of the whole country since this research has been conducted only in big cities of Malaysia. Therefore, we recommend a bigger sample size to test the research model further. Another restriction is that this research is limited to study of only seven variables which are supported by the literature. For

further study, we recommend to include other factors such as IT knowledge of nurses in the acceptance model. The current study only performed among nurses. Therefore, different staff members, such as physicians, technicians should be considered in order to get a better understanding about acceptance of VHC. We also recommend to consider the characteristic of health centers including linking structures between staff, size, and the amount of slack resources to enrich the research model further.

9. Conclusion

Comp is the only significant factor that influences Attitude. Therefore, it is critical for the software developers to ensure that the system fits into health centers' work style and fulfills their needs to make health centers feel positive about VHC. IT educational programs also should be provided for nurses to improve their information technology literacy to help them to identify the benefits of VHC. Moreover, that health centers' intention is further influenced by their perceived usefulness than their positive feelings. Therefore, firstly, the software developers need to ensure that the system improves the efficiency of health centers in reminding about vaccination uptakes, and is helpful in managing vaccination plan in order to gain the health centers' aim to use VHC. Secondly, they need to assure that VHC is a wise idea in point of view of the health centers. On the other hand, the mediating effect of Attitude is approved. Therefore, it is important to consider the indirect effects from independent variables (UseF, EaseOfUse, PrivConc, Comp and Access) on intention to use the system. We could not determine any statistically significant difference in Intention scores accounting for the participants' demographic characteristics. Therefore, the software developers do not need to consider the demographic characteristics of the end users during the development of the system.

Abbreviations

CRS: Clinical Reminder System; GO: General Optimism; CK: Computer Knowledge; CE: Computer Experience; IniU: Initial Usage; AU: Average Usage; SAT: User Satisfaction; SRU: Self-reported Usage; IU: Institutionalized Use; UTG: Usage Trajectory Group; DR: Demonstrability of the Results; CSE: Computer Self-Efficacy; PI: Personal Identity; ICT: Information and Communication Technology; SN: Social Norm; PN: Professional Norm; RC: Resistance to Change; IC: Information about the Change; EMR: Electronic Medical Record; EHRNE: Electronic Health Records for Nursing Education; MEMR: Mobile Electronic Medical Record; CCPG: Computerized Clinical Practice Guidelines; EHR: Electronic Health Record; EHS: Electronic Health Services; MEMRS: Mobile Electronic Medical Record System; PACS: Picture Archiving and Communication System; CDSS: Clinical Decision Support System; PE: Performance Expectancy; IT: Information Technology; EFA: Exploratory Factor Analysis; PCA: Principal Component Analysis; AtU: Attitude to Use; PU: Perceived Usefulness; PEoU: Perceived Ease of Use; PC: Privacy Concern; ItU: Intention to Use; AtU: Attitude to Use; SRESID: Studentized residual; ZPRED: Predicted value of Y; VIF: Variance Inflation Factors; Std: Standardized; Unstd: Unstandardized; SPSS: Statistical Package for the Social Sciences; RMSEs: Root Mean Square of Errors; ANOVA: Analysis of variance.

Declarations

-Ethics Approval and Consent to Participate

This study is permitted by school of computer sciences, USM. The participants voluntarily agreed to take part in this study.

-Consent to Publish

Not applicable.

-Availability of Data and Materials

The data analysed during the current study are available from the corresponding author on reasonable request.

-Competing Interests

The authors declare that they have no competing interests.

-Funding

The work reported in this paper is supported by Universiti Sains Malaysia's APEX Delivering Excellence 2012 Grant.

-Acknowledgement

The authors wish to thank Keng Siang Ooi for his invaluable assistance in making VHC available for this study.

References

- [1] Jacobson V J C and Szilagyi P (2005) Patient reminder and recall systems to improve immunization rates. *Cochrane Database Systematic Reviews* 3:150-172.

- [2] Venkatesh V and Fred D D (2000) A theoretical extension of the technology acceptance model: four longitudinal field studies. *Management science* 46(2):186-204.
- [3] Venkatesh V, Morris M G, Davis G B and Davis F D (2003) User acceptance of information technology: Toward a unified view. *MIS quarterly* 27(3):425-478.
- [4] Venkatesh V and Bala H (2008) Technology acceptance model 3 and a research agenda on interventions. *Decision sciences* 39(2):273-315.
- [5] Davis F D (1989) Perceived usefulness, perceived ease of use, and user acceptance of information technology. *MIS Quarterly* 13(3):319-340.
- [7] Agarwal R and Prasad J (1997) The role of innovation characteristics and perceived voluntariness in the acceptance of information technologies. *Decision sciences* 28(3):557-582.
- [8] Fishbein M and Ajzen I (1975) *Belief, attitude, intention and behavior: An introduction to theory and research*, Reading, MA: Addison-Wesley.
- [9] Moore G C and Benbasat I (1992) Development of an instrument to measure the perceptions of adopting an information technology innovation. *Information systems research* 2(3):192-222.
- [10] Levy J A (1988) Intersections of gender and aging. *Sociology Quarterly* 29(4):479-486.
- [11] Compeau D R and Higgins C A (1995) Application of social cognitive theory to training for computer skills. *Information systems research* 6(2):118-143.
- [12] Compeau D R and Higgins C A (1995) Computer self-efficacy: Development of a measure and initial test. *MIS quarterly* 89-211.
- [13] Webster J and Martocchio J J (1992) Microcomputer playfulness: Development of a measure with workplace implications. *MIS Quarterly* 16:201-226.
- [14] Davis F D, Bagozzi R P and Warshaw P R (1989) User Acceptance of Computer Technology: a Comparison of Two Theoretical Models. *Management Science* 35(8):982-1003.
- [15] O'Reilly C A (1982) Variations in Decision Makers' Use of Information Sources: The Impact of Quality and Accessibility of Information. *The Academy of Management Journal* 25(4):756-771.
- [16] Culnan M J (1984) The Dimensions of Accessibility to Online Information: Implications for Implementing Office Information Systems. *ACM Transactions on Office Information Systems* 2(2):141-150.
- [17] Rice R E and Shook D E (1988) Access to, Usage of, and Outcomes from an Electronic Messaging System. *ACM Transactions of Office Information Systems* 6(3):255-276.
- [18] Chen L, Gillenson M L and Sherrel D L (2002) Enticing online consumers: an extended technology acceptance perspective. *Information and Management* 39:705-719.
- [19] Wu J H and Wang S C (2005) What drives mobile commerce? An empirical evaluation of the revised technology acceptance model. *Information & Management* 42:719-729.
- [20] An J (2005) Correlates and Predictors of Consumer's Health Information and Services Usage Behavior on the Internet: A Structural Equation Modelling Approach. PhD thesis, the Steinhardt School of Education, New York, USA,
- [21] Dünnebeil S, Sunyaev A, Blohm I, Leimeister J M and Kremer H (2012) Determinants of physicians' technology acceptance for e-health in ambulatory care. *International Journal of Medical Informatics* 81(11):746-760.
- [22] *The Concise Oxford Dictionary of Current English*, seventh edition, Oxford University Press, 1982.
- [23] Rogers E M (1995) *Diffusion of Innovations*, 4th edn. Free Press, New York.
- [24] Curran J M and Meuter M L (2005) Self-service technology adoption: comparing three technologies. *Journal of Services Marketing* 19(2):103-113.
- [25] Reminder Systems, reference.md, (2012) Available from: <http://www.reference.md/files/D017/mD017010.html> [29 February 2017].
- [26] World Health Organization WHO (2016), Vaccine-preventable diseases: monitoring system. Malaysia summary. Available from: http://apps.who.int/immunization_monitoring/globalsummary/countries?countrycriteria%5Bcountry%5D%5B%5D=MYS [29 February 2017].
- [27] Johnson M P, Zheng K and Padman R (2014) Modeling the longitudinality of user acceptance of technology with an evidence-adaptive clinical decision support system. *Decision Support Systems* 57:444-453.
- [28] Tang P C, Clement J M (2006) Electronic health record systems. In *Biomedical informatics*, Springer New York, pp. 447-475.
- [29] Gagnon M P, Ghandour E K, Talla P K, Simonyan et al (2014) Electronic health record acceptance by physicians: Testing an integrated theoretical model. *Journal of biomedical informatics* 48:17-27.

- [30] Chismar W G and Wiley-Patton S (2003) Does the extended technology acceptance model apply to physicians. In: Hawaii international conference on system sciences, Hawaii: IEEE.
- [31] Moore G C and Benbasat I (1991) Development of an instrument to measure the perceptions of adopting an information technology innovation. *Inf Syst Res* 2(3):192-222.
- [32] Triandis H C (1980) Values, attitudes and interpersonal behavior. Nebraska symposium on motivation beliefs, attitudes and values vol. 1. University of Nebraska Press, pp. 195–259.
- [33] Orruno E et al (2011) Evaluation of teledermatology adoption by health-care professionals using a modified Technology Acceptance Model. *J Telemed Telecare* 16(6):303-307.
- [34] Godin G et al (2008) Healthcare professionals' intentions and behaviours: a systematic review of studies based on social cognitive theories. *Implementation Sci*.
- [35] Gagnon M P et al (2012) Using a modified technology acceptance model to evaluate healthcare professionals' adoption of a new telemonitoring system. *Telemed E-Health* 18(1):54–59.
- [36] Gagnon M P, Sanchez E and Pons J (2006) From recommendation to action: psychosocial factors influencing physician intention to use Health Technology Assessment (HTA) recommendations. *Implementation Sci* 1(1):8.
- [37] Elavarasen M (2010) E-health companion: acceptance of e-health companion by potential users. Master thesis, the School of Computer Science, Universiti Sains Malaysia.
- [38] Fishbein M and Ajzen I (1975) *Belief, Attitude, Intention and Behavior: An Introduction to Theory and Research* Addison-Wesley Reading.
- [39] Taylor S and Todd P A (1995) Assessing IT Usage: The Role of Prior Experience. *MIS Quarterly* 19(2):561-570.
- [40] Taylor S and Todd P A (1995) Understanding Information Technology Usage: A Test of Competing Models. *Information Systems Research* 6(4):144-176.
- [41] Rasoolimanesh, S M et al (2015) A revised framework of social exchange theory to investigate the factors influencing residents' perceptions. *Tourism Management Perspectives* 16:335-345.
- [42] Faul F, Erdfelder E, Buchner A, and Lang A G (2009) Statistical power analyses using G*Power 3.1: Tests for correlation and regression analyses. *Behavior Research Methods*, 41:1149-1160.
- [43] Cohen J (1998) *Statistical Power Analysis for the Behavioural Sciences*, 2nd ed., Psychology Press, New York, NY.
- [44] Sekaran, U and Bougie R (2011) *Research methods: A skill building approach* (5th ed). Chichester, West Sussex, England: John Wiley.
- [45] Lee S, Kim K J (2007) Factors affecting the implementation success of Internet based information systems. *Computers in Human Behavior*, 23(4), 1853-1880.
- [46] Kuo K M, Liu C F, Ma C C (2013) An investigation of the effect of nurses' technology readiness on the acceptance of mobile electronic medical record systems. *BMC medical informatics and decision making*, 13(1), 88.
- [47] Aldosari B (2012) User acceptance of a picture archiving and communication system (PACS) in a Saudi Arabian hospital radiology department. *BMC medical informatics and decision making*, 12(1), 44.
- [48] Kijisanayotin B, Pannarunothai S, Speedie SM (2012) Factors influencing health information technology adoption in Thailand's community health centers: applying the UTAUT model. *Int J Med Inform*. 2009, 78(6), 404–416.
- [49] Esmailzadeh P, Sambasivan M, Kumar N, Nezakati H (2015) Adoption of clinical decision support systems in a developing country: Antecedents and outcomes of physician's threat to perceived professional autonomy. *International journal of medical informatics*. 2015, 84(8), 548-560.
- [50] McCoach D B (2002) A validation study of the school attitude assessment survey. *Measurement and Evaluation in Counseling and Development* 35:66–77.
- [51] Nunnally J C (1978). *Psychometric theory*. New York: McGraw Hill.
- [52] Kaiser H F and Rice J (1974) Little Jiffy, Mark IV. *Educational and Psychology Measurement* 34:111–117.
- [53] Hair J F, Black W C, Babin B J and Anderson R E (2010) *Multivariate data analysis*. Upper Saddle River, NJ: Prentice Hall.
- [54] Campbell D T and Fiske D W (1959) Convergent and discriminant validation by the multitrait-multimethod matrix. *Psychological Bulletin*, 56:81–105.
- [55] Vaske JJ, Beaman J and Sponarski C C (2016) Rethinking Internal Consistency in Cronbach's Alpha. *Leisure Sciences* pp.1-11.
- [56] Ajzen I, Fishbein M (1980) *Understanding attitudes and predicting social behavior*. Prentice Hall, Englewood Cliffs, NJ.
- [57] Kim S, Lee K H, Hwang H and Yoo S (2015) Analysis of the factors influencing healthcare professionals' adoption of mobile electronic medical record (EMR) using the unified theory of acceptance and use of technology (UTAUT) in a tertiary hospital. *BMC medical informatics and decision making*, 16(1), 12.

- [58] Hsiao J L and Chen R F (2015) Critical factors influencing physicians' intention to use computerized clinical practice guidelines: an integrative model of activity theory and the technology acceptance model. *BMC medical informatics and decision making*, 16(1), 3.
- [59] Liébana-Cabanillas F, Marinković V, Kalinić Z (2017) A SEM-neural network approach for predicting antecedents of m-commerce acceptance. *International Journal of Information Management* 37(2):14-24
- [60] Leong L-Y, Hew T-S, Wei-Han Tan G and Ooi K-B (2013) Predicting the determinants of the NFC-enabled mobile credit card acceptance: A neural networks approach. *Expert Systems with Applications* 40(14):5604-5620
- [61] Wei-Han Tan G, Ooi K-B, Leong L-Y and Lin B (2014) Predicting the drivers of behavioral intention to use mobile learning: A hybrid SEM-Neural Networks approach. *Computers in Human Behavior* 36:198-213
- [62] Kowitlawakul, Yanika, Chan, Sally Wai Chi, Pulcini, Joyce, Wang, Wenru (2014) Factors Influencing Nursing Students' Acceptance of Electronic Health Records for Nursing Education (EHRNE) Software Program. *Nurse Education Today*, doi: 10.1016/j.nedt.2014.05.010
- [63] Wahyuni R (2017) Explaining acceptance of e-health services: An extension of TAM and health belief model approach. In *Cyber and IT Service Management (CITSM), 2017 5th International Conference on* (pp. 1-7). IEEE.
- [64] Gagnon M P, Simonyan D, Ghandour E K et al (2016) Factors influencing electronic health record adoption by physicians: A multilevel analysis. *International Journal of Information Management* 36(3):258-270
- [65] Ahmadi H, Nilashi M, Shahmoradi L and Ibrahim O (2017) Hospital Information System adoption: Expert perspectives on an adoption framework for Malaysian public hospitals. *Computers in Human Behavior* 67:161-189.
- [66] Ponemon Institute LLC, "Risks & Rewards of Online & Mobile Health Services: Consumer Attitudes Explored", 2014. Available from: <http://www.experian.com/assets/p/data-breach/experian-ehealth-study.pdf>
- [67] Preacher K J and Hayes A F (2008) Asymptotic and resampling strategies for assessing and comparing indirect effects in multiple mediator models. *Behavior Research Methods* 40(3):879-891.
- [68] Preacher K J and Hayes A F (2004) SPSS and SAS procedures for estimating indirect effects in simple mediation models. *Behavior Research Methods, Instruments and Computers* 36(4):717-731.
- [69] Hair J F, Hult G T M, Ringle C M and Sarstedt M. (2014). *A Primer on Partial Least Squares Structural Equation Modeling (PLS-SEM)*. SAGE Publications, Incorporated
- [70] Ooi K S and Cheah Y N (2011) Virtual health connect: A community-based immunisation scheduler and manager. *Proceedings of the 4th International Conference on Computing and Informatics*, pp. 441-446
- [71] Kharbanda E O, Stockwell M S, Fox H W and Rickert V I (2009) Text4Health: A qualitative evaluation of parental readiness for text message immunization reminders. *American Journal of Public Health* 99(12): 2176-2178.
- [72] Kharbanda E O, Stockwell M S, Fox H W, Andres R, Lara M and Rickert V I (2011) Text message reminders to promote human papillomavirus vaccination. *Vaccine* 29(14): 2537-2541.
- [73] MCMC (2014) Hand phone users survey. Available from: <https://www.mcmc.gov.my/skmmgovmy/media/General/pdf/MCMC-Hand-Phone-User19112015.pdf> [13 March 2018].
- [74] Stockwell M S, Kharbanda E O, Martinez R A, Vargas C Y, Vawdrey D K and Camargo S (2012) Effect of a text messaging intervention on influenza vaccination in an urban, low-income pediatric and adolescent population: a randomized controlled trial. *Journal of the American Medical Association*. 207(16): 1702-1708.
- [75] Wakadha H, Chandir S, Were E V, Rubin A, Obor D, Levine O S, Gibson D G, Odhiambo F, Laserson K F and Feikin D R (2013) The feasibility of using mobile-phone based SMS reminders and conditional cash transfers to improve timely immunization in rural Kenya. *Vaccine*. 31(6): 987-993.
- [76] Kaewkungwal J, Singhasivanon P, Khamsiriwatchara A, Sawang S, Meankaew P and Wechsart A (2010) Application of smart phone in —Better Border Healthcare Program: A module for mother and child care. *BMC Medical Informatics and Decision Making*. 10(1): 69.
- [77] Vilella A, Bayas J M, Diaz M T, Guinovart C, Diez C, Simó D, Muñoz A and Cerezo J (2004) The role of mobile phones in improving vaccination rates in travelers. *Preventive Medicine*. 38(4): 503-509.
- [78] Abbas A H and Yusof Y (2011) Children vaccination reminder via SMS alert. *International Conference on Research and Innovation in Information Systems (ICRIIS 2011)*, Kuala Lumpur, 1-5.
- [79] Domek G J, Contreras-Roldan I L, O'Leary S T, Bull S, Furniss A, Kempe A and Asturias E J (2016) SMS text message reminders to improve infant vaccination coverage in Guatemala: A pilot randomized controlled trial. *Vaccine*. 34(21): 2437-2443.
- [80] Cole-Lewis H and Kershaw T (2010) Text messaging as a tool for behavior change in disease prevention and management. *Epidemiologic reviews*. 32(1): 56-69.
- [81] Gurman T A, Rubin S E and Roess A A (2012) Effectiveness of mHealth behavior change communication interventions in developing countries: a systematic review of the literature. *Journal of health communication*. 17: 82-104.

- [82] Fjeldsoe B S, Marshall A L and Miller Y D (2009) Behavior change interventions delivered by mobile telephone short-message service. *American journal of preventive medicine*. 36(2): 165-73.
- [83] Harvey H, Reissland N and Mason J (2015) Parental reminder, recall and educational interventions to improve early childhood immunisation uptake: a systematic review and meta-analysis. *Vaccine*. 33(25): 2862-2880.
- [84] Jacobson Vann J C and Szilagyi P (2005) Patient reminder and recall systems to improve immunization rates. *The Cochrane Library*. 5: 1-71.
- [85] Aldosari B, Al-Mansour S, Aldosari H and Alanazi A (2018) Assessment of factors influencing nurses acceptance of electronic medical record in a Saudi Arabia hospital. *Informatics in Medicine Unlocked*. 10: 82-88.
- [86] Wu J H, Shen W S, Lin L M, Greenes R A and Bates D W (2008) Testing the technology acceptance model for evaluating healthcare professionals' intention to use an adverse event reporting system. *International Journal for Quality in Health Care*. 20(2): 123-129.
- [87] Chow S K, Chin W Y, Lee H Y, Leung H C and Tang F H (2012) Nurses' perceptions and attitudes towards computerisation in a private hospital. *Journal of clinical nursing*. 21(11-12): 1685-1696.
- [88] Vathanophas V and Pacharapha T (2010) Information technology acceptance in healthcare service: The study of electronic medical record (EMR) in Thailand. In *Technology Management for Global Economic Growth (PICMET)*. 2010 Proceedings of PICMET'10: (pp. 1-5). IEEE.
- [89] Kumar, R. (2008). *Research methodology*: APH Publishing.