

A new Integer Linear Program for the Steiner Tree Problem with Revenues, Budget and Hop Constraints¹

Adalat Jabrayilov²

Petra Mutzel³

Abstract

The Steiner tree problem with revenues, budgets and hop constraints (STPRBH) is a variant of the classical Steiner tree problem. This problem asks for a subtree in a given graph with maximum revenues corresponding to its nodes, where its total edge costs respect the given budget, and the number of edges between each node and its root does not exceed the hop limit. We introduce a new binary linear program with polynomial size based on partial ordering, which (up to our knowledge) for the first time solves all STPRBH instances from the DIMACS benchmark set to optimality. The set contains graphs with up to 500 nodes and 12 500 edges.

1 Introduction

Many network design applications ask for a minimum cost subtree connecting some required nodes of a graph. These applications can be modelled as the *Steiner tree problem (STP)*: Given a weighted undirected graph G with node set $V(G)$, edge set $E(G)$, edge costs $c: E(G) \rightarrow \mathbb{R}^+$ and a subset of the required nodes called *terminals*, this problem asks for a subtree T of the graph, which contains all terminals and has minimum costs, i.e., $\sum_{e \in E(T)} c_e$ is minimal. STP belongs to the classical optimization problems and is NP-hard [8]. The *Steiner tree problem with revenues, budgets and hop constraints (STPRBH)* is a variant of the STP and considers the safety of the connection in addition to the costs. It originates from telecommunication and requires that the constructed tree contains a given service provider (root), and that the path from the provider to each node of the tree has at most H hops (edges). The hop limit is needed to control the failure of the service, since the failure probability of the path with at most H edges does not exceed $1 - (1 - p)^H$, where p is the failure probability of any edge. The STPRBH is formally defined as follows: In addition to the edge costs we are given a root node r , the node revenues $\rho: V(G) \rightarrow \mathbb{R}^+$, the budget $B \in \mathbb{R}^+$, and the hop

limit $H \in \mathbb{N}^+$. The goal is to construct a subtree T of the graph, which contains r , maximizes the collected revenues $\sum_{v \in V(T)} \rho_v$ and respects the hop and budget constraints, i.e., the number of edges between the root r and each node $v \in V(T)$ does not exceed the hop limit H and the total edge costs of the tree respect the budget B , i.e., $\sum_{e \in E(T)} c_e \leq B$. We will call a feasible solution of the STPRBH a *Steiner tree*. Notice that in the literature this term is mostly used for a feasible solution of the STP.

The STPRBH problem has been introduced by Costa et al. [5]. They also presented three branch-and-cut approaches based on the Dantzig-Fulkerson-Johnson subtour elimination constraints, the Miller-Tucker-Zemlin (MTZ) constraints, and the Garcia-Gouveia Hop formulation. Their evaluation shows that the last formulation solves the majority of the DIMACS benchmark [1] instances with up to 500 nodes and 625 edges within the time limit of two hours. However, according to the authors [4], these algorithms cannot solve even the root relaxation for most of the large instances with 500 nodes and 12 500 edges. Therefore, the authors presented three heuristics based on the *greedy* method, the *destroy-and-repair* method and *tabu search*. In [13] Sinnl has introduced two *branch-and-price* algorithms based on *directed* and *undirected path formulations* and presented the computational results for all instances with up to 500 nodes and 625 edges. His approach solves the majority of these instances within the time limit of 10 000 seconds. Layeb et al. [12] have proposed two new models, one based on the MTZ formulation and one based on the *reformulation-linearisation-technique*. In the computational experiments they have considered instances with up to 500 nodes and 625 edges, and hop limits 3, 6, 9, 5, 15 (instances with $H \in \{12, 25\}$ have been ignored). The experiments show that their algorithms can solve all the considered instances within the time limit of two hours. Fu and Hao have introduced two new heuristics, the *breakout local search* algorithm [6] and the *dynamic programming driven memetic search* algorithm [7]. They also presented computational results for the large DIMACS graphs with up to 12 500 edges, which show an

¹Partially supported by DFG, RTG 1855.

²TU Dortmund University, Germany.

³TU Dortmund University, Germany.

improvement of the feasible solutions compared to those of the heuristics presented in [4]. Recently, Sinnl and Ljubić [14] have suggested a branch-and-cut algorithm based on *layered graphs*. The algorithm has won the category STPRBH in the DIMACS challenge [2]. Up to our knowledge this is the best state-of-the-art algorithm for the STPRBH. While the previous exact algorithms can consistently solve only the small instances up to 500 nodes and 625 edges and hop limit 15 within the time limit of two hours, this algorithm solves the majority of the graphs up to 500 nodes, 12 500 edges and hop limit 25 within a time limit of 20 minutes. For example, the approaches [5], [12] and [13] solve the instances with $(|V|, |E|, H) = (500, 625, 15)$ on average in 37.78, 104.17 and 127.63 seconds respectively, while Sinnl-Ljubić's algorithm needs just 6.46 seconds for this.

Our contribution. Many graph problems can be seen as *partial ordering problems* (POP), i.e., compute a partial ordering of the nodes for a given graph that minimizes some objective function corresponding to this ordering. Integer linear programming (ILP) formulations based on partial orderings have shown to be practically successful for graph drawing [9] and vertex coloring [10]. In this paper we present a new ILP based on partial ordering for the STPRBH. In contrast to the algorithm of Sinnl-Ljubić it has polynomial size, and hence has the advantage that it can be fed directly into a standard ILP solver, while the former is a sophisticated branch-and-cut algorithm, which uses an exponential number of *subtour elimination constraints*. We also present an experimental comparison of both approaches using the DIMACS instances. While Sinnl-Ljubić left four DIMACS instances unsolved within a time limit of 3 hours, our approach solves all 414 instances within a time limit of 2 hours. The new approach solves 410 of 414 instances within a time limit of 1027 seconds. Our experiments showed that for all the tested instances the strength of the LP relaxation of our basic model dominates the Sinnl-Ljubić basic model. We also suggest a new reduction technique for the STPRBH, which decreases the running times on average up to 1.55 times for the largest benchmark graphs and 1.96 times for instances with the largest hop limit.

Outline. The paper is organized as follows. We start with some notations (section 2). In section 3 we present our ILP and in section 4 a new reduction technique for STPRBH. The computational results are presented in section 5. We conclude with section 6.

2 Notations

For a graph $G = (V, E)$ we denote its node set by $V(G)$, and its edge set by $E(G)$. Each edge of an undirected graph is a 2-element subset $e = \{u, v\}$ of $V(G)$. For

clarity we may write it as $e = uv$. For an edge e we denote with $G \setminus e$ the resulting graph after removing e from G . The end nodes u, v of an edge uv are called neighbours. With $N(v)$ we denote the set of neighbours of node v in G . Each edge of a directed graph is an ordered pair $e = (u, v)$ of nodes and is called a directed edge or arc. An arc (u, v) is an outgoing arc of u and an incoming arc of v .

For a subgraph G' of G we denote with $c(G')$ its total edge costs, i.e., $c(G') = \sum_{e \in E(G')} c_e$. The (undirected) path P in graph G is a sequence $v_0, e_1, v_1, \dots, v_{k-1}, e_k, v_k$ of distinct nodes and edges, so that $e_i = \{v_{i-1}, v_i\}$ for $1 \leq i \leq k$. We may call this path a (v_0, v_k) -path. Similarly, if P is a directed path, each arc e_i satisfies $e_i = (v_{i-1}, v_i)$. We denote the length of the unweighted shortest (u, v) -path in the input graph G with $len(u, v)$.

A tree T is a graph, which has exactly one (u, v) -path for any pair of nodes $u, v \in V(T)$. A rooted tree T has a special node $r \in V(T)$. The depth d_v of node v in the rooted tree T is the number of edges in the (r, v) -path in T . The depth of T is the largest depth in it, i.e., $\max\{d_v : v \in V(T)\}$.

3 Partial-ordering based binary linear program

3.1 Basic model. A rooted tree T with depth h induces some partial orderings of its nodes. For example consider an ordering π with positions $0, 1, \dots, h$, so that each node v at depth d_v in the tree is at position $\pi_v = d_v$ in the ordering. The nodes at the same depth are not ordered in π , while every two nodes at different depths are ordered. In this sense we can interpret the STPRBH as a partial ordering problem and model it with the following two sets of binary variables. The first set describes the position of each node in the ordering, i.e., for each node $v \in V$ and position $i \in \{0, 1, \dots, H\}$ we define two variables:

$$g_{i,v} = \begin{cases} 1 & \text{position of } v \text{ is greater than } i, \text{ i.e., } i < \pi_v \\ 0 & \text{otherwise} \end{cases}$$

$$l_{v,i} = \begin{cases} 1 & \text{position of } v \text{ is less than } i, \text{ i.e., } \pi_v < i \\ 0 & \text{otherwise} \end{cases}$$

These variables have the property that if node v is at position i , then its position is neither less nor greater than i , and thus both variables are 0, i.e., $l_{v,i} = g_{i,v} = 0$. The second set of binary variables describes the edges of the Steiner tree T . For each edge $uv \in E$ we define the variables:

$$x_{u,v} = \begin{cases} 1 & T \text{ contains edge } uv \text{ and } \pi_u < \pi_v \\ 0 & \text{otherwise} \end{cases}$$

$$x_{v,u} = \begin{cases} 1 & T \text{ contains edge } uv \text{ and } \pi_v < \pi_u \\ 0 & \text{otherwise} \end{cases}$$

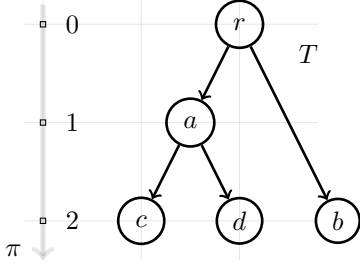


Figure 1: T and π with $\pi_v \geq d_v$ for each $v \in V(T)$, e.g., $\pi_r = d_r = 0$, $\pi_b = 2 \geq d_b = 1$, etc.

The intuition behind these variables is the following: According to our basic notions an edge uv with some ordering $\pi_u < \pi_v$ can be seen as directed arc (u, v) . With this considerations $x_{u,v}$ shall be 1 if and only if T contains an arc (u, v) .

In our construction, we describe T using edge variables x only, i.e., T consists of the edges $\{u, v\}$ with $x_{u,v} = 1$ and the nodes contained in these edges. Moreover, for our construction it is enough to have a partial ordering π , so that for each node v at depth d_v in T , $\pi_v \geq d_v$ (Figure 1), i.e., we do not require $\pi_v = d_v$. With the binary variables x, l, g we formulate our basic model (POP) for the STPRBH:

$$\begin{aligned}
(\text{POP}) \quad & \max \quad \rho_r + \sum_{uv \in E} (x_{u,v} \cdot \rho_v + x_{v,u} \cdot \rho_u) \\
& \text{subject to} \\
(3.1) \quad & l_{r,0} = g_{0,r} = 0 \\
(3.2) \quad & l_{v,1} = g_{H,v} = 0, \quad \forall v \in V \setminus \{r\} \\
(3.3) \quad & g_{i,v} - g_{i+1,v} \geq 0, \quad \forall v \in V, \quad i = 0, \dots, H-1 \\
(3.4) \quad & g_{i,v} + l_{v,i+1} = 1, \quad \forall v \in V, \quad i = 0, \dots, H-1 \\
(3.5) \quad & l_{u,i} + g_{i,v} - x_{u,v} \geq 0, \quad \forall uv \in E, \quad i = 0, \dots, H \\
(3.6) \quad & l_{v,i} + g_{i,u} - x_{v,u} \geq 0, \quad \forall uv \in E, \quad i = 0, \dots, H \\
(3.7) \quad & \sum_{u \in N(v)} x_{u,v} \leq 1, \quad \forall v \in V \setminus \{r\} \\
(3.8) \quad & \sum_{u \in N(v) \setminus \{w\}} x_{u,v} \geq x_{v,w}, \quad \forall v \in V \setminus \{r\}, w \in N(v) \\
(3.9) \quad & \sum_{uv \in E} c_{uv} (x_{u,v} + x_{v,u}) \leq B
\end{aligned}$$

LEMMA 3.1. *Let $l, g \in \{0, 1\}^{|V|(H+1)}$ and $x \in \{0, 1\}^{2|E|}$ be vectors satisfying (3.1)–(3.9). Then x describes a tree T , which respects the budget. Moreover, if $x \neq 0$, then T contains r .*

Proof. If $x = 0$, then T is the empty tree and hence respects the budget. Assume $x \neq 0$.

The equations (3.1) ensure that the root r is at position 0. The remaining nodes $V \setminus \{r\}$ must be placed between the positions 1 and H . Constraints (3.2) take care of this.

By transitivity, if a position of a node is greater than $i + 1$ then it is also greater than i (constraints (3.3)). Constraints (3.4) express that each node v is either at a position greater than i (i.e., $g_{i,v} = 1$) or less than $i + 1$ (i.e., $l_{v,i} = 1$) and not both. These constraints jointly with constraints (3.3) ensure that each node v will be placed at exactly one position, i.e., there is no position pair $i \neq j$ with $l_{v,i} = g_{i,v} = 0$ and $l_{v,j} = g_{j,v} = 0$. We show this by contradiction. Let $l_{v,i} = g_{i,v} = 0$. In the case $j < i$, as $l_{v,i} = 0$ we have $g_{i-1,v} = 1$ by (3.4). Therefore we have $g_{j,v} = 1$ for each $j \leq i - 1$ by (3.3) which is a contradiction to $g_{j,v} = 0$. In the case $j > i$, as $g_{i,v} = 0$ we have $g_{j,v} = 0$ for each $j \geq i$ by (3.3). Therefore we have $l_{v,j+1} = 1$ by (3.4) leading to $l_{v,j} = 1$ for each $j \geq i + 1$ which is a contradiction to $l_{v,j} = 0$.

Constraints (3.5) and (3.6) make sure that for each $uv \in E(T)$ the following expression holds: $x_{u,v} = 1$ iff $\pi_u < \pi_v$. If $x_{u,v} = 1$ we have $l_{u,i} + g_{i,v} \geq 1$ for each $i \in \{1, \dots, H\}$ by (3.5). It is easy to see that for two nodes u, v we have $\pi_u < \pi_v$ if $l_{u,i} + g_{i,v} \geq 1$ for each $i \in \{1, \dots, H\}$. It follows that if $x_{uv} = 1$ then $\pi_u < \pi_v$. Analog, in case $x_{v,u} = 1$, the constraints (3.6) enforce $\pi_v < \pi_u$. From (3.5) and (3.6) the claim follows.

Constraints (3.7) and (3.8) jointly with (3.5) and (3.6) ensure that T contains no cycle and is connected, i.e., T is a tree. Moreover, T contains r .

Constraints (3.7) make sure that each node has at most one incoming arc in T , which jointly with (3.5) and (3.6) ensure that T is cycle free. We show this by contradiction and assume that it contains a cycle C . Let v be the node in C with the greatest position. It has two incident edges uv and wv in C . Since v has the greatest position in C we have $\pi_u < \pi_v$ and $\pi_w < \pi_v$ and hence $x_{u,v} = 1$ and $x_{w,v} = 1$ by (3.5) and (3.6). That means v has two incoming arcs (u, v) and (w, v) in T contradicting (3.7).

Constraints (3.8) jointly with (3.5) and (3.6) make sure that x describes a component T , which is connected and contains r , i.e., for each node $v \in V(T) \setminus \{r\}$ there is a directed path from r to this node. We show this by contradiction. Assume T is not connected. Then it contains at least one nonempty component C with $r \notin V(C)$. Since x is an edge variable, it does not describe a component with isolated nodes, and hence C contains at least one arc (v, w) . Then C has also at least one incoming arc (v', v) to node v by (3.8). Due to (3.5) the position of v' is less than π_v , i.e., $\pi_{v'} \leq \pi_v - 1$. If $\pi_{v'} = 0$ then $v' = r$, since r is the only node at position 0. This contradicts $r \notin V(C)$. Else we can

repeat this argument and get an incoming arc (v'', v') to v' in C . Notice that the position of v'' is now at most $\pi_v - 2$. So after repeating this argument at most π_v times we reach the position $0 (= \pi_v - \pi_v)$. Since r is the only node at position 0, C contains r , a contradiction.

Finally, the constraints (3.9) ensure that the costs of T do not exceed the budget-limit. ■

LEMMA 3.2. *The model (POP) constructs a tree T and a partial ordering π with:*

- (a) For each edge uv of T we have $d_u < d_v$ iff $\pi_u < \pi_v$.
- (b) For each node v of T we have $d_v \leq \pi_v$.

Proof. If T is empty, both statements are clearly satisfied. Assume T is not empty.

(a) There are two possibilities: either $d_u < d_v$ or $d_v < d_u$. The possibilities according to π are similar: either $\pi_u < \pi_v$ or $\pi_v < \pi_u$. Therefore, it is sufficient to show one direction, i.e., $d_u < d_v \implies \pi_u < \pi_v$. The second direction follows if we reverse the roles of u and v . We show this by induction over the edges of T , whereby we traverse the tree in breadth-first search (BFS) order. Due to Lemma 3.1, T contains the root r . If $u = r$, then we have $\pi_u = \pi_r = 0$ by (3.1) and $\pi_v \geq 1$ by (3.2), thus $\pi_u < \pi_v$. Else T has an edge wu with $d_w < d_u$. The edge has been considered already because of BFS, and hence $\pi_w < \pi_u$ holds by induction hypothesis, and thus $\pi_v < \pi_u$ is excluded by (3.7).

(b) Let $d_v = l$. Then there is a (r, v) -path $v_0, \{v_0, v_1\}, v_1, \dots, v_{l-1}, \{v_{l-1}, v_l\}, v_l$ with l edges in T , where $v_0 = r$ and $v_l = v$. Each edge $\{v_{i-1}, v_i\}$ in this path satisfies $d_{v_{i-1}} < d_{v_i}$ and thus $\pi_{v_{i-1}} < \pi_{v_i}$ by (a), and hence $\pi_{v_i} - \pi_{v_{i-1}} \geq 1$, since the positions are integers. It follows $d_v = l \leq (\pi_{v_1} - \pi_{v_0}) + (\pi_{v_2} - \pi_{v_1}) + \dots + (\pi_{v_l} - \pi_{v_{l-1}}) = (\pi_{v_l} - \pi_{v_0}) = (\pi_v - \pi_r) = \pi_v$. ■

THEOREM 3.1. *The basic model (POP) computes an optimal solution to the STPRBH.*

Proof. Due to Lemma 3.1, the basic model (POP) constructs a tree T , which is rooted by r and respects the budget. T respects also the hop limit H , i.e., the depth d_v of each node v of T is at most H . This follows from Lemma 3.2 and constraints (3.2), since we have $d_v \leq \pi_v$ by the lemma and $\pi_v \leq H$ by the constraints.

So we only need to show that T is optimal. Clearly, every feasible solution satisfies the constraints (3.1)–(3.9). If $x = 0$, then $E(T) = \emptyset$. In this case a tree $T = (\{r\}, \emptyset)$ has value ρ_r and is optimal, since $\rho_r \geq 0$. Thus the objective satisfies $\sum_{v \in V(T)} \rho_v = \rho_r$. Else $x \neq 0$, i.e., T has some edges. In this case $r \in V(T)$ by Lemma 3.1. Moreover, each node $v \neq r$ in the

tree has exactly one incoming arc (u, v) , and thus we have $\rho_v = \sum_{uv \in E} x_{u,v} \cdot \rho_u$. Hence the objective satisfies $\sum_{v \in V(T)} \rho_v = \rho_r + \sum_{uv \in E} (x_{u,v} \cdot \rho_u + x_{v,u} \cdot \rho_v)$. ■

Model size. The basic model (POP) has $2(H+1)|V| + 2|E|$ binary variables and $O(|V|H + |E|H)$ constraints. Notice that the equations (3.1), (3.2) and (3.4) can be used to eliminate all l variables and the variables $g_{0,v}, g_{H,v}$ for each $v \in V$. Moreover, (3.1) and (3.3) fix the variable $g_{i,r}$ for each $i \in \{0, \dots, H\}$. The number of remaining variables then is $(H-1)(|V|-1) + 2|E|$.

3.2 Strengthening constraints. As one can see the depth d_v of a node v in T is at least $\text{len}(r, v)$. This is used in [14] to fix some variables. We can apply the idea as follows: From Lemma 3.2 follows $\text{len}(r, v) \leq d_v \leq \pi_v$, i.e., $\pi_v > \text{len}(r, v) - 1$. Hence we set for each $v \in V \setminus \{r\}$ with $\text{len}(r, v) \leq H$:

$$(3.10) \quad g_{\text{len}(r,v)-1,v} = 1$$

The equations imply also $g_{i,v} = 1$ for each $i < \text{len}(r, v) - 1$ by (3.3).

Let v be a node of T with $\pi_v = H$. Then there is no edge vw in T with $d_w > d_v$, otherwise it would be $\pi_w > \pi_v$ by Lemma 3.2 and thus $\pi_w \geq H + 1$. Hence v is a leaf node in T . If the revenue of this node is $\rho_v = 0$ we can remove it from T without changing the objective value of T . Therefore we can require from each node v with revenue $\rho_v = 0$ and $\text{len}(r, v) \leq H - 1$ that $\pi_v \leq H - 1$, i.e., we set for each $v \in V$ with $\rho_v = 0$ and $\text{len}(r, v) \leq H - 1$:

$$(3.11) \quad g_{H-1,v} = 0.$$

Let $H \neq 0$ and $M := \{rv \in E : c_{r,v} \leq B\} \neq \emptyset$. Then the following constraint is valid:

$$(3.12) \quad \sum_{e \in M} x_e \geq 1.$$

Consider some leaf v with $\rho_v > 0$ at depth $d_v < H$ of T . According to Lemma 3.2, its position π_v holds $d_v \leq \pi_v \leq H$. To break this type of symmetries we require $\pi_v = H$, i.e., for each $v \in V \setminus \{r\}$ with $\rho_v > 0$ we have:

$$(3.13) \quad \sum_{w \in N(v)} x_{v,w} \geq 1 - g_{H-1,v}.$$

If v is a leaf node then it has no outgoing arc (v, w) and thus the left hand side is 0. This forces $g_{H-1,v} = 1$ as desired on the right hand side. Notice that (3.13) set $\pi_v = H$ also for each node $v \in V \setminus V(T)$ with $\rho_v > 0$ and removes some more symmetries.

The number of the strengthening inequalities is at most $|V|$. The constraints (3.10) and (3.11) are equations, which fix some variables.

3.3 Comparison with the Sinnl-Ljubić model.

The Sinnl-Ljubić model [14] constructs a Steiner tree T' , which is rooted at r and is a subtree of the *layered graph* G_L , whereby $V(G_L) = V_0 \cup \dots \cup V_H$ with $V_0 = \{r\}$ and $V_1 = \dots = V_H = V \setminus \{r\}$, i.e., in G_L the root r is on layer 0, and nodes V_i on layers $i \in \{1, \dots, H\}$. There is an edge only between the nodes in consecutive layers, i.e., $E(G_L) = E_1 \cup \dots \cup E_H$, where for each edge $uv \in E$ and for each $i \in \{1, \dots, H\}$, E_i contains the edge between $u \in V_{i-1}$ and $v \in V_i$. Moreover, a node v at depth i in T' is selected from V_i , where $1 \leq i \leq H$, and thus the tree respects the hop limit H . To describe the layers of the selected nodes, the *assignment variables* $y_{v,i}$ are defined for each node $v \in V \setminus \{r\}$ and layer $i \in \{1, \dots, H\}$, which are 1 if v is selected from V_i , and 0 otherwise. To indicate whether a node or an edge is a part of T' additional $|V| + 2|E|$ binary variables are used. The algorithm contains a basic ILP with a polynomial number of constraints, which has been enlarged by additional exponential number of *subtour eliminations constraints*, and solve the resulting ILP with a sophisticated branch-and-cut technique.

There is the following connection between both approaches. We can interpret the layers as positions of a partial ordering. To describe the positions, the Sinnl-Ljubić model uses the assignment variables y , while our approach uses the POP variables l, g , whereby if a node v is on position i , then $y_{v,i} = 1$, but $l_{v,i} = g_{i,v} = 0$. Moreover, the orderings π' and π , which are constructed by Sinnl-Ljubić and POP, respectively, have the following difference. For each node v at depth d'_v in T' , $\pi'_v = d'_v$, while for each node u at depth d_u in T , we have $\pi_u \geq d_u$ by Lemma 3.2, which makes the use of the symmetry breaking constraints (3.13) possible.

As we mentioned above, our model has $(H - 1)(|V| - 1) + 2|E|$ binary variables and $O(|V|H + |E|H)$ constraints, while the Sinnl-Ljubić model has $H(|V| - 1) + |V| + 2|E|$ binary variables, and an exponential number of constraints.

4 Reducing the problem size

To reduce the problem size we introduce a new pre-processing technique with running time $O(|V|^2)$, which extends the *undirected root cost (URC)* test from [14].

4.1 Extended undirected root cost test (EURC). One of the reduction techniques used by Sinnl and Ljubić [14] is the URC reduction, which is described as follows: Let u and v be two neighbours of the root r so that $uv \in E$. As one can see, if the cost c_{uv} of the edge uv is higher than the costs of the edges ru and rv , then we can remove uv from the graph.

Since we can connect the root with each of the nodes u and v cheaper than c_{uv} , we can construct the optimal Steiner tree T without this edge. We extended the URC test as follows:

LEMMA 4.1. (EURC TEST) *Let uv be some edge in G with $u \neq r$ and $v \neq r$, and let $P_{r,u}$ and $P_{r,v}$ be two paths in G from the root to u and v , respectively. The reduced graph $G \setminus uv$ contains a Steiner tree with the same objective value as the value of an optimal solution T in G , if both the following conditions are satisfied:*

$$(4.14) \quad c(P_{r,v}) \leq c_{uv} \quad \text{and} \quad |E(P_{r,v})| \leq \text{len}(r, u) + 1$$

$$(4.15) \quad c(P_{r,u}) \leq c_{uv} \quad \text{and} \quad |E(P_{r,u})| \leq \text{len}(r, v) + 1$$

Proof. The intuition behind the test is that these two paths can be used as alternatives to the edge uv . In this sense we call them *alternate paths*. If $uv \notin E(T)$ then T is a subtree of $G \setminus uv$, and we are done. So suppose $uv \in E(T)$. Assume without loss of generality that in T the depth of u is less than the depth of v . In this case we need (4.14), otherwise (4.15). Removing this edge from T , decomposes it into two subtrees T_1 and T_2 . The cost of T satisfies:

$$c(T) = c(T_1) + c_{uv} + c(T_2).$$

The union of T_1, T_2 and $P_{r,v}$ induces a connected subgraph C of G , which consists of node set $V(T_1) \cup V(P_{r,v}) \cup V(T_2)$ and edge set $E(T_1) \cup E(P_{r,v}) \cup E(T_2)$. Since $r \notin \{u, v\}$ the path $P_{r,v}$ does not contain the edge uv , otherwise $P_{r,v}$ would contain at least one other edge e than uv and cost $c(P_{r,v}) \geq c_e + c_{uv} > c_{uv}$ since $c_e \in \mathbb{R}^+$. The component C contains all nodes of T , since $V(T) = V(T_1) \cup V(T_2) \subseteq V(C)$. We show that C contains a subtree T' , which contains all nodes of T , and respects the budget and hop constraints. According to the budget constraint, we show that any subtree T' of C does not cost more than T :

$$\begin{aligned} c(T') &\leq c(C) = c(T_1) + c(P_{r,v}) + c(T_2) \\ &\leq c(T_1) + c_{uv} + c(T_2) = c(T). \end{aligned}$$

Hereby, the second inequality follows from (4.14), i.e., $c(P_{r,v}) \leq c_{uv}$. According to the hop constraint, we show that for each node w at depth k in T the component C has a (r, w) -path with at most k edges. Let $W_{r,w}$ be the (r, w) -path in T , i.e., $|E(W_{r,w})| = k$. If w is in T_1 , then this path is also in C , since $E(T_1) \subseteq E(C)$. So suppose w is in T_2 . The path $W_{r,w}$ consists of a subpath $W_{r,u}$ from r to u , the edge uv and a subpath $W_{v,w}$ from v to w . Since $|E(W_{r,u})| \geq \text{len}(r, u)$ we have $k = |E(W_{r,w})| \geq \text{len}(r, u) + 1 + |E(W_{v,w})|$. The (r, w) -path in C consisting of the subpath $P_{r,v}$ and $W_{v,w}$ has at most $\text{len}(r, u) + 1 + |E(W_{v,w})| \leq k$ edges, as $|E(P_{r,v})| \leq \text{len}(r, u) + 1$ by (4.14). ■

4.1.1 Applying EURC. Let e be an edge, which has alternate paths in G . According to lemma 4.1 after removing e from G , the reduced graph G' contains an optimal solution, too. Thus we can apply the EURC reduction on G' as well. In this way we can iterate over all edges of G once and remove each edge, which has alternate paths. More precisely, we compute for each $v \in V$ one weighted shortest (r, v) -path in G , where every edge $e \in G$ has weight c_e . We then iterate over all edges of G once and remove the edge uv if the (r, u) -path and (r, v) -path are alternate paths to uv . This takes $O(|E| + |V| \log |V|)$ time if we use the Dijkstra algorithm to compute the single source shortest paths.

Suppose we apply the EURC test on a reduced graph G' after some edge removal. Since the test depends on the shortest paths in G' , we need to show for correctness that for each $v \in V$ the weighted shortest (r, v) -paths in G exist in G' , too (Lemma 4.2), and that the length of the unweighted shortest (r, v) -path in G' is the same as $len(r, v)$ (Lemma 4.3).

LEMMA 4.2. *Let $v \in V$ and let G' be a reduced graph after removing some edges by EURC. The weighted shortest (r, v) -path $P_{r,v}$ in G exists in G' , too.*

Proof. Assume $P_{r,v}$ does not exist in G' and there is an edge $ww' \in E(P_{r,v}) \setminus E(G')$. W.l.o.g. $P_{r,v}$ consists of a (r, w) -path P_1 , an edge ww' and a (w', v) -path P_2 . Since EURC does not remove an edge ww' if $r \in \{w, w'\}$, we have $|E(P_1)| > 0$ and thus $c(P_1) > 0$. Hence we have $c(P_{r,v}) = c(P_1) + c_{w,w'} + c(P_2) > c_{w,w'} + c(P_2)$. As ww' is removed by EURC, there is a (r, w') -path $P_{r,w'}$ in G satisfying $c(P_{r,w'}) \leq c_{ww'}$. The paths $P_{r,w'}$ and P_2 build a (r, v) -path in G , which costs $c(P_{r,w'}) + c(P_2) \leq c_{w,w'} + c(P_2) < c(P_{r,v})$ contradicting that $P_{r,v}$ is a weighted shortest (r, v) -path in G . ■

LEMMA 4.3. *Let $v \in V$. Removing the edges by EURC does not change the length of an unweighted shortest (r, v) -path.*

Proof. Let uw be the edge, so that after its removal the length of an unweighted shortest (r, v) -path $len'(r, v)$ in the reduced graph G' has changed, i.e., $len'(r, v) \neq len(r, v)$. Let P be a (r, v) -path in G with $|E(P)| = len(r, v)$, which has been destroyed by removing the edge $uw \in E(P)$. W.l.o.g. P consists of a (r, u) -path, the edge uw and a (w, v) -path W . We have $len(r, v) = |E(P)| = len(r, u) + 1 + |E(W)|$. As uw has been removed by EURC there is a path $P_{r,w}$ in G with $|E(P_{r,w})| \leq len(r, u) + 1$ by (4.14). Due to lemma 4.2 this path exists in G' . The paths $P_{r,w}$ and W build a (r, v) -path in G' with length $|E(P_{r,w})| + |E(W)| \leq len(r, u) + 1 + |E(W)| = len(r, v)$. From $len'(r, v) \leq$

$|E(P_{r,w})| + |E(W)|$ it follows that $len'(r, v) \leq len(r, v)$. Since G' is a subgraph of G we have $len'(r, v) \geq len(r, v)$, and thus $len'(r, v) = len(r, v)$. ■

5 Computational Results

We implemented our model with the Gurobi-python API and the reduction with the python library <http://networkx.readthedocs.io>. We tested four variants of our model:

POP1 consists of the basic model (POP), (3.1)–(3.9) and the strengthening constraints (3.10)–(3.12), where (3.10) and (3.11) are equations for fixing some variables, and (3.12) is exactly one inequality.

POP2 extends POP1 by the strengthening inequalities (3.13).

POP1R, POP2R are POP1 and POP2, respectively, after applying the EURC reduction.

The source code of these models is available on our benchmark site [11]. We compared our models with the sophisticated branch-and-cut algorithm suggested by Sinnl and Ljubić [14]. As we mentioned in subsection 4.1 their algorithm uses another reduction techniques. Their source code, which is implemented in C++, is publically available, too. The comparisons were performed with a time limit of 3 hours on an Intel Core i7-4790, 3.6 GHz, with 32 GB of memory and running Ubuntu Linux 16.04. To solve our models, we used Gurobi 6.5.1 single-threadedly with parameter MIPGap= 10^{-5} (default value is 10^{-4}).

For the experiments we used the DIMACS benchmark set [1]. The set consists of 414 instances, which are created based on the B and C classes of the OR-Library [3] for the STP. Given a STP graph, a STPRBH instance has the same graph and edge costs. The root is selected from the terminals. An instance originating from an instance I of B class has the file name format $I-R-H$, e.g. “B01-5-3.stp”, where H is the hop limit, and R is a positive integer. A node v has a randomly selected revenue $\rho_v \in [1, R]$ if it is a terminal node, and $\rho_v = 0$ otherwise. The budget is $B := \frac{1}{b} \sum_{e \in E} c_e$, where $b \in \{5, 10\}$ by convention. An instance originating from the C class contains b as well, i.e., it has the file name format $I-R-b-H$.

5.1 Performance of the ILPs. Figure 2 visualizes for each model the number of instances, which can be solved within a time limit of 1, 2, ..., 180 minutes. For the result of each single instance see the Appendix. As we can see, all five models can solve the majority of the instances in a short time. Within the time

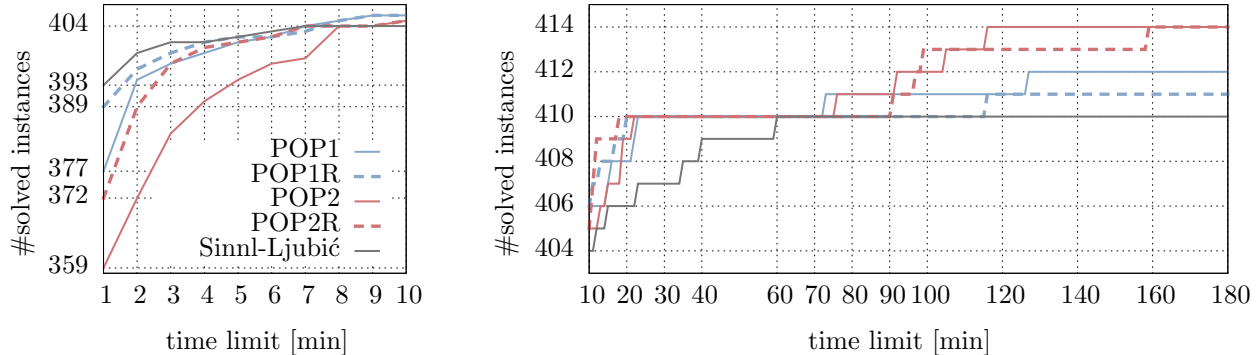


Figure 2: Number of the solved instances by the five models within different time limits

Instance	V	E	Opt	POP1	POP1R	POP2	POP2R	Sinnl-Ljubić		
				Time[s]	Time[s]	Time[s]	Time[s]	lb	ub	Time[s]
C10-100-20-15	500	1000	5906	488	427	465	378	5906	5967	tl
C10-10-20-15	500	1000	573	246	402	378	572	573	576	tl
C18-100-1000-5	500	12500	3320	7574	6946	6919	9486	3320	3368	tl
C18-10-1000-5	500	12500	318	4366	tl	4505	5881	318	318	3563
C20-100-1000-15	500	12500	5222	1283	997	764	684	5222	5233	tl
C20-100-1000-5	500	12500	4768	tl	tl	6297	5417	4768	4768	1328
C20-10-1000-5	500	12500	460	tl	tl	5474	5802	460	460	667
#unsolved				2	3	0	0			4

Table 1: All DIMACS instances, which remain unsolved by any of the five models

limit of a minute POP1, POP1R, POP2, POP2R and Sinnl-Ljubić solve 377, 389, 359, 372 and 393 instances respectively. 410 of 414 instances take at most 1027 seconds by POP2R and 1349, 1192, 1289, 3563 seconds by POP1, POP1R, POP2, Sinnl-Ljubić respectively. For the remaining 4 instances, POP2 and POP2R need more than an hour but at most 6919 and 9486 seconds, respectively. Within the time limit of 3 hours POP1, POP1R and Sinnl-Ljubić left 2, 3 and 4 instances unsolved, respectively. Up to our knowledge, POP2 and POP2R solve all instances, including 4 unsolved instances by Sinnl-Ljubić for the first time. The results of these 4 instances are shown bold in Table 1. The table contains all instances, which remain unsolved by any of the five models. Columns 1–3 show the instance names and sizes. Column 4 displays the optimal values. Columns 5–8 contain the runtimes of our models. Columns 9–11 display the lower and upper bounds as well as the running time of Sinnl-Ljubić. The times in the table are given in seconds. An entry “tl” indicates that the time limit is reached. The last row shows the number of the unsolved instances for each model.

Since the size of our ILP depends on the instance properties $|V|$, $|E|$ and the hop limit H , it is interesting

to see the runtimes depending on these properties. For this experiment we ignored the 7 outliers from Table 1 and considered the remaining 407 DIMACS instances.

First we consider the dependency of the runtime on the graph sizes. The DIMACS instances have exactly 10 different sizes $(|V|, |E|)$. We grouped the 407 graphs according to their sizes. Figure 3 visualizes for each group the average runtime of each model in seconds. For the graphs up to 500 nodes and 625 edges except the group (100, 200) the runtimes of all models seem to be similar. For the graphs with sizes (100, 200) and (500, 1000) the new models seem to be faster. For the graphs with sizes (500, 2500) and (500, 12500) Sinnl-Ljubić seems to be better. However, according to Table 1 it does not solve all of the instances with sizes (500, 12500). With respect to the worst average runtime over all 10 groups POP1R (63.46 seconds for group (500, 12500)) is the fastest, and POP2R (86.82 seconds for group (500, 12500)) the second fastest model. However, according to Table 1 POP1R does not solve all instances. POP1R with 18.3 seconds has also the shortest average runtime over all 407 graphs, while POP1, POP2, POP2R, Sinnl-Ljubić need on average 24.2, 39.1, 23.1, 20.1 seconds, respectively. We can see also the advantage of the EURC reduction for large

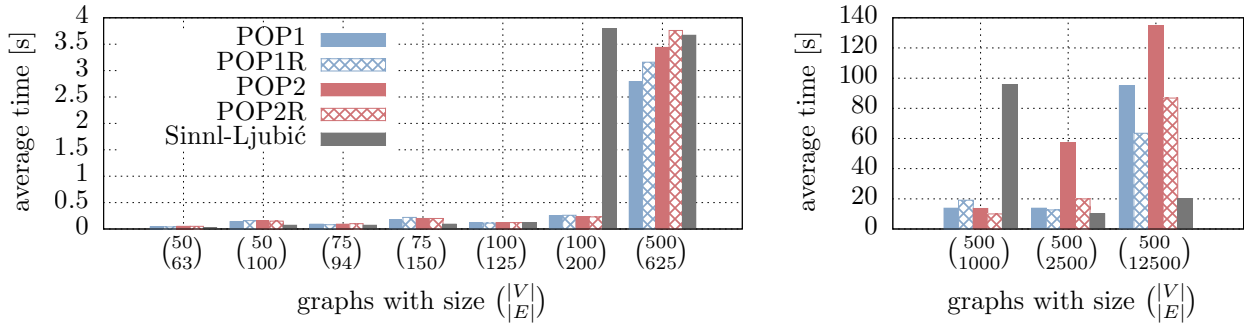


Figure 3: Average running times of the models depending on the graphs sizes

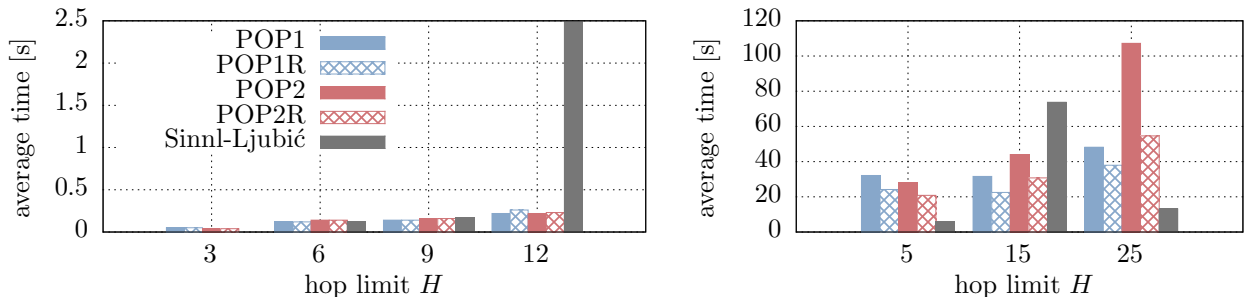


Figure 4: Average running times of the models depending on the hope limit H

graphs: For the groups (500,2500) and (500,12500) it speeds up POP1, respectively, 1.1(=13.82s/12.62s) and 1.49(=94.76s/63.46s) times, and POP2 respectively 2.86(=57.17s/19.96s) and 1.55(=134.88s/86.82s) times on average.

We now consider the dependency of the runtime on the hop limits H . The DIMACS instances have exactly 7 different hop limits. We grouped the 407 instances according to their hop limits. Figure 4 visualizes the average runtime of each model in seconds for each group. The instances with $H \in \{3, 6, 9, 12\}$ originate from class B of the OR-Library [3] and have up to 100 nodes and 200 edges. For the groups with $H \in \{3, 6, 9\}$ the runtimes of all models seem to be similar, while for $H = 12$ the new models are better. The instances with $H \in \{5, 15, 25\}$ originate from class C of the OR-Library and have up to 500 nodes and 12500 edges. For the groups with $H \in \{5, 25\}$ Sinnl-Ljubić seems to be faster than the new models. However, according to Table 1 it left one instance with $H = 5$ unsolved. For $H = 15$ the new models are faster than Sinnl-Ljubić, where the latter also left three instances unsolved. Moreover, considering the worst runtime over all seven groups, POP1R with 37.92 seconds for $H = 25$ is the fastest, POP1 (48.17 seconds for group $H = 25$) the second fastest and POP2R (54.64 seconds

for group $H = 25$) the third fastest model. However, according to Table 1 POP1 and POP1R do not solve all instances. We can see the advantage of EURC for large H , too. For the groups $H \in \{15, 25\}$ it speeds up POP1, respectively, 1.41(=31.62s/22.48s), 1.27(=48.17s/37.92s) times, and POP2, respectively, 1.43(=44.03s/30.72s), 1.96(=107.20s/54.64s) times on average.

5.2 Strength of the LP relaxation. We were interested in the quality of the bounds of the LP relaxations of both approaches. The strength of the LP relaxation is defined as LP/OPT , where LP and OPT are the objective values of the LP relaxation and the ILP, respectively. The OPT values of all 414 instances are obtained using POP2. For this test we used the basic model of Sinnl-Ljubić, which is denoted as “*sNODE-HOP*” in [14] and compared it with the basic model (POP), (3.1)–(3.9). The evaluations showed that for all of the 414 instances our approach was at least as good as the Sinnl-Ljubić approach. For 86 instances the basic POP model was better. Figure 5 shows the strength of both approaches in dependency of the graph sizes and the hop limits. With respect to both dependencies the results of both approaches are almost the same, but the new approach is slightly better than Sinnl-Ljubić (the

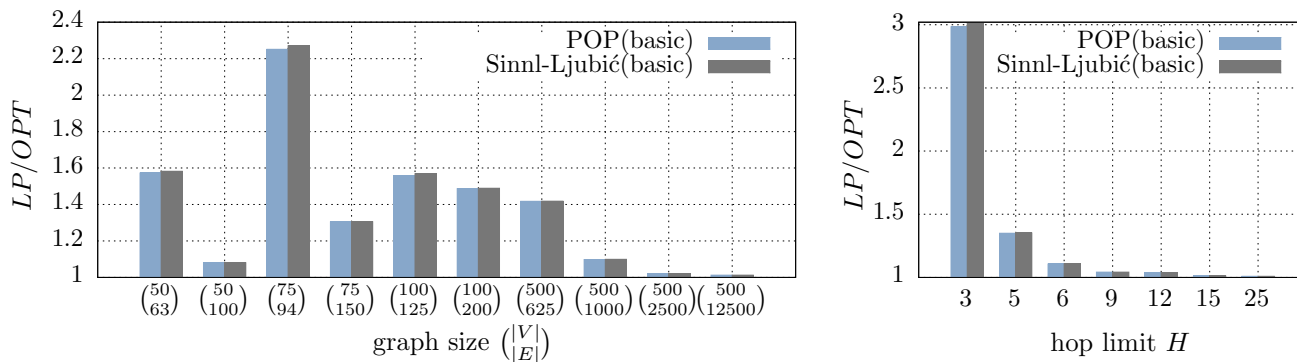


Figure 5: Strength (LP/OPT) of the basic linear programs of POP and Sinnl-Ljubić

detailed numbers can be found in the Appendix). It is interesting to see that with increasing graph density the strength of the LP relaxation of our approach improves. The left plot in Figure 5 shows that for the graphs with 500 nodes and at least 2500 edges, the LP bound is almost optimum. The same is true for an increasing hop limit. Already for hop limit 9 the strength is almost 1. However, Figures 3 and 4 show that with increasing graph density and hop limits our approach gets slower. This is because the size of our ILP model grows. This problem can be overcome using a *cutting-plane* approach.

6 Conclusion

We presented a new binary linear program for STPRBH based on partial ordering of the nodes. It has polynomial size and can be fed directly into a standard ILP solver. Using the DIMACS [1] instances we compared four variants of our ILP with (up to our knowledge) the best known state-of-art algorithm suggested by Sinnl and Ljubić [14], which is a sophisticated branch-and-cut algorithm. While Sinnl-Ljubić left 4 DIMACS instances unsolved within a time limit of 3 hours, our model variant POP2 solves all 414 instances within a time limit of 2 hours. Our experiments showed that for all the instances the strength of the LP relaxation of our basic model dominates the Sinnl-Ljubić basic model. We also introduced a new reduction technique for STPRBH. The reduction decreases the running times on average up to 1.55 times for the largest benchmark graphs and 1.96 times for instances with the largest hop limit. The model POP2R, which uses the reduction, solves 410 of 414 instances within a time limit of 1027 seconds.

References

[1] DIMACS: 11th DIMACS implementation challenge in collaboration with ICERM: Steiner tree problems,

2014. URL: <http://dimacs11.zib.de/downloads.html>.

[2] DIMACS: 11th DIMACS implementation challenge in collaboration with ICERM: Steiner tree problems, 2014. URL: <http://dimacs11.cs.princeton.edu/home.html>.

[3] J.E. Beasley. OR-Library, 2014. URL: <http://people.brunel.ac.uk/~mastjjb/jeb/orlib/esteininfo.html>.

[4] A.M. Costa, J.-F. Cordeau, and G. Laporte. Fast heuristics for the Steiner tree problem with revenues, budget and hop constraints. *European Journal of Operational Research*, 190(1):68 – 78, 2008.

[5] A.M. Costa, J.-F. Cordeau, and G. Laporte. Models and branch-and-cut algorithms for the Steiner tree problem with revenues, budget and hop constraints. *Networks*, 53:141–159, 03 2009.

[6] Zhang-Hua Fu and Jin-Kao Hao. Breakout local search for the Steiner tree problem with revenue, budget and hop constraints. *European Journal of Operational Research*, 232(1):209–220, 2014.

[7] Zhang-Hua Fu and Jin-Kao Hao. Dynamic programming driven memetic search for the Steiner tree problem with revenues, budget, and hop constraints. *INFORMS J. on Computing*, 27(2):221–237, May 2015.

[8] M.R. Garey, R.L. Graham, and D.S. Johnson. The complexity of computing Steiner minimal trees. *SIAM Journal on Applied Mathematics*, 32(4):835–859, 1977.

[9] A. Jabrayilov, S. Mallach, P. Mutzel, U. Rüegg, and R. von Hanxleden. Compact layered drawings of general directed graphs. In Y. Hu and M. Nöllenburg, editors, *Graph Drawing*, volume 9801 of *LNCS*, pages 209–221. Springer, 2016.

[10] A. Jabrayilov and P. Mutzel. New integer linear programming models for the vertex coloring problem. In *Latin American Theoretical Informatics Symposium LATIN 2018*, volume 10807 of *LNCS*, pages 640–652. Springer, 2018.

[11] A. Jabrayilov and P. Mutzel. STPRBH Benchmark, 2018. URL: <https://ls11-www.cs.tu-dortmund.de/staff/jabrayilov/stprbhbenchmarks>.

- [12] S.B. Layeb, I. Hajri, and M. Haouari. Solving the Steiner tree problem with revenues, budget and hop constraints to optimality. *5th International Conference on Modeling, Simulation and Applied Optimization (ICMSAO)*, pages 1–4, 2013.
- [13] M. Sinnl. Branch-and-price for the Steiner tree problem with revenues, budget and hop constraints. *Masters thesis, Vienna University of Technology*, 2011.
- [14] M. Sinnl and I. Ljubić. A node-based layered graph approach for the Steiner tree problem with revenues, budget and hop-constraints. *Math. Program. Comput.*, 8(4):461–490, 2016.

A Results of DIMACS instances

A.1 Objective bounds of the unsolved instances by POP1 or POP1R

Instance	V	E	Opt	POP1			POP1R		
				lb	ub	Time[s]	lb	ub	Time[s]
C18-10-1000-5	500	12500	318.0	318.0	318.0	4365.51	318.0	320.0	10805.81
C20-100-1000-5	500	12500	4768.0	4768.0	4830.0	10808.90	4768.0	4897.0	10804.77
C20-10-1000-5	500	12500	460.0	457.0	469.0	10808.75	457.0	470.0	10804.85

A.2 Strength of the LP relaxation

s_{POP} : strength (LP/OPT) of the basic model of POP

s_{SL} : strength (LP/OPT) of the basic model “*sNODE-HOP*” of Sinnl-Ljubić

(V , E)	s_{POP}	s_{SL}	H	s_{POP}	s_{SL}
(50,63)	1.57234625	1.58200542			
(50,100)	1.08009000	1.08067417	3	2.98347278	3.01212306
(75,94)	2.25153167	2.27047708	5	1.34991289	1.35152433
(75,150)	1.30335042	1.30501250	6	1.10631972	1.10689056
(100,125)	1.55867542	1.56920250	9	1.04166361	1.04172139
(100,200)	1.48682500	1.48936542	12	1.03708972	1.03708972
(500,625)	1.41726117	1.41844117	15	1.01063967	1.01065889
(500,1000)	1.09830350	1.09940650	25	1.00852678	1.00852800
(500,2500)	1.01934767	1.01947050			
(500,12500)	1.01247111	1.01249911			

A.3 Running times for all 414 DIMACS instances

$|V'|, |E'|$: number of nodes and edges after EURC reduction

SL: Simnl-Ljubić algorithm [14]

Time: total time (in seconds) spent for the reduction, writing an ILP and by the ILP-solver

Instance	$ V $	$ E $	$ V' $	$ E' $	Opt	POP1 Time[s]	POP1R Time[s]	POP2 Time[s]	POP2R Time[s]	SL Time[s]
B01-10-12	50	63	50	63	341	0.05	0.06	0.06	0.06	0.01
B01-10-3	50	63	50	63	140	0.02	0.02	0.02	0.02	0.00
B01-10-6	50	63	50	63	341	0.03	0.03	0.03	0.03	0.01
B01-10-9	50	63	50	63	341	0.04	0.05	0.05	0.05	0.01
B01-5-12	50	63	50	63	431	0.06	0.06	0.06	0.06	0.02
B01-5-3	50	63	50	63	140	0.02	0.02	0.02	0.02	0.00
B01-5-6	50	63	50	63	403	0.03	0.03	0.03	0.03	0.00
B01-5-9	50	63	50	63	431	0.05	0.05	0.07	0.05	0.01
B02-10-12	50	63	50	63	300	0.08	0.08	0.19	0.12	0.08
B02-10-3	50	63	50	63	182	0.02	0.02	0.02	0.02	0.00
B02-10-6	50	63	50	63	300	0.03	0.03	0.03	0.03	0.01
B02-10-9	50	63	50	63	300	0.05	0.05	0.05	0.06	0.06
B02-5-12	50	63	50	63	600	0.10	0.11	0.09	0.09	0.08
B02-5-3	50	63	50	63	182	0.02	0.02	0.02	0.02	0.00
B02-5-6	50	63	50	63	491	0.04	0.04	0.04	0.04	0.02
B02-5-9	50	63	50	63	600	0.05	0.05	0.07	0.07	0.02
B03-10-12	50	63	50	63	649	0.06	0.06	0.06	0.06	0.01
B03-10-3	50	63	50	63	253	0.02	0.02	0.02	0.02	0.00
B03-10-6	50	63	50	63	624	0.03	0.03	0.03	0.04	0.01
B03-10-9	50	63	50	63	649	0.04	0.05	0.05	0.05	0.01
B03-5-12	50	63	50	63	931	0.10	0.08	0.09	0.09	0.07
B03-5-3	50	63	50	63	253	0.02	0.02	0.02	0.02	0.00
B03-5-6	50	63	50	63	807	0.03	0.03	0.03	0.04	0.01
B03-5-9	50	63	50	63	924	0.06	0.07	0.06	0.07	0.03
B04-10-12	50	100	50	98	455	0.15	0.17	0.12	0.14	0.02
B04-10-3	50	100	50	98	341	0.03	0.03	0.03	0.03	0.00
B04-10-6	50	100	50	98	447	0.17	0.19	0.19	0.20	0.29
B04-10-9	50	100	50	98	455	0.12	0.18	0.14	0.12	0.02
B04-5-12	50	100	50	98	455	0.08	0.08	0.09	0.09	0.01
B04-5-3	50	100	50	98	341	0.03	0.03	0.03	0.03	0.00
B04-5-6	50	100	50	98	455	0.05	0.05	0.06	0.06	0.01
B04-5-9	50	100	50	98	455	0.07	0.07	0.07	0.07	0.01
B05-10-12	50	100	50	95	652	0.08	0.08	0.09	0.09	0.02
B05-10-3	50	100	50	95	565	0.03	0.03	0.03	0.03	0.00
B05-10-6	50	100	50	95	643	0.06	0.05	0.06	0.06	0.03
B05-10-9	50	100	50	95	652	0.07	0.06	0.07	0.07	0.01
B05-5-12	50	100	50	95	666	0.08	0.07	0.09	0.09	0.01
B05-5-3	50	100	50	95	588	0.03	0.03	0.03	0.03	0.00
B05-5-6	50	100	50	95	666	0.05	0.05	0.05	0.05	0.01
B05-5-9	50	100	50	95	666	0.06	0.06	0.07	0.07	0.01
B06-10-12	50	100	50	99	903	0.11	0.11	0.11	0.11	0.02
B06-10-3	50	100	50	99	610	0.04	0.03	0.03	0.03	0.03
B06-10-6	50	100	50	99	839	0.11	0.11	0.15	0.18	0.14
B06-10-9	50	100	50	99	903	0.11	0.11	0.11	0.16	0.10
B06-5-12	50	100	50	99	1262	1.20	1.57	1.16	1.17	0.07
B06-5-3	50	100	50	99	1035	0.03	0.03	0.03	0.03	0.00
B06-5-6	50	100	50	99	1257	0.21	0.21	0.25	0.26	0.36
B06-5-9	50	100	50	99	1262	0.48	0.41	0.48	0.53	0.47
B07-10-12	75	94	75	94	432	0.10	0.10	0.10	0.14	0.06
B07-10-3	75	94	75	94	87	0.03	0.03	0.03	0.03	0.00
B07-10-6	75	94	75	94	432	0.04	0.04	0.04	0.05	0.01
B07-10-9	75	94	75	94	432	0.07	0.08	0.07	0.08	0.04
B07-5-12	75	94	75	94	662	0.09	0.10	0.09	0.09	0.03
B07-5-3	75	94	75	94	87	0.03	0.03	0.03	0.03	0.00
B07-5-6	75	94	75	94	627	0.04	0.04	0.04	0.04	0.00
B07-5-9	75	94	75	94	662	0.07	0.07	0.07	0.07	0.02
B08-10-12	75	94	75	94	537	0.47	0.30	0.33	0.50	0.08
B08-10-3	75	94	75	94	85	0.03	0.03	0.03	0.03	0.00
B08-10-6	75	94	75	94	346	0.04	0.04	0.05	0.05	0.01
B08-10-9	75	94	75	94	537	0.09	0.08	0.10	0.10	0.05
B08-5-12	75	94	75	94	832	0.21	0.20	0.20	0.21	0.02
B08-5-3	75	94	75	94	85	0.03	0.03	0.03	0.03	0.00
B08-5-6	75	94	75	94	535	0.04	0.04	0.04	0.04	0.00
B08-5-9	75	94	75	94	761	0.14	0.15	0.15	0.19	0.46
B09-10-12	75	94	75	94	816	0.24	0.20	0.21	0.20	0.25

Instance	V	E	V'	E'	Opt	POP1 Time[s]	POP1R Time[s]	POP2 Time[s]	POP2R Time[s]	SL Time[s]
B09-10-12	75	94	75	94	816	0.24	0.20	0.21	0.20	0.25
B09-10-3	75	94	75	94	483	0.03	0.03	0.03	0.03	0.01
B09-10-6	75	94	75	94	816	0.05	0.06	0.06	0.06	0.05
B09-10-9	75	94	75	94	816	0.11	0.10	0.11	0.12	0.22
B09-5-12	75	94	75	94	1388	0.10	0.10	0.12	0.13	0.20
B09-5-3	75	94	75	94	596	0.03	0.03	0.03	0.03	0.00
B09-5-6	75	94	75	94	1343	0.06	0.06	0.06	0.06	0.08
B09-5-9	75	94	75	94	1388	0.09	0.09	0.09	0.11	0.15
B10-10-12	75	150	75	147	694	0.23	0.15	0.23	0.22	0.05
B10-10-3	75	150	75	147	319	0.04	0.04	0.04	0.04	0.00
B10-10-6	75	150	75	147	668	0.28	0.28	0.34	0.23	0.22
B10-10-9	75	150	75	147	694	0.14	0.15	0.24	0.15	0.25
B10-5-12	75	150	75	147	702	0.12	0.13	0.14	0.15	0.01
B10-5-3	75	150	75	147	319	0.04	0.04	0.04	0.04	0.00
B10-5-6	75	150	75	147	702	0.08	0.08	0.08	0.08	0.01
B10-5-9	75	150	75	147	702	0.10	0.10	0.11	0.11	0.01
B11-10-12	75	150	75	150	855	0.59	1.55	0.72	0.68	0.13
B11-10-3	75	150	75	150	305	0.04	0.04	0.04	0.04	0.00
B11-10-6	75	150	75	150	829	0.25	0.29	0.21	0.35	0.31
B11-10-9	75	150	75	150	855	0.29	0.33	0.31	0.31	0.05
B11-5-12	75	150	75	150	893	0.12	0.12	0.14	0.14	0.01
B11-5-3	75	150	75	150	316	0.04	0.04	0.04	0.04	0.00
B11-5-6	75	150	75	150	893	0.08	0.08	0.08	0.08	0.01
B11-5-9	75	150	75	150	893	0.10	0.10	0.11	0.11	0.01
B12-10-12	75	150	75	149	1401	0.19	0.17	0.21	0.19	0.19
B12-10-3	75	150	75	149	1017	0.04	0.05	0.05	0.05	0.03
B12-10-6	75	150	75	149	1384	0.10	0.10	0.10	0.12	0.04
B12-10-9	75	150	75	149	1401	0.16	0.18	0.19	0.21	0.11
B12-5-12	75	150	75	149	1866	0.21	0.23	0.16	0.15	0.04
B12-5-3	75	150	75	149	1169	0.04	0.04	0.05	0.05	0.01
B12-5-6	75	150	75	149	1847	0.74	0.68	1.07	1.11	0.49
B12-5-9	75	150	75	149	1866	0.12	0.27	0.18	0.16	0.22
B13-10-12	100	125	100	125	465	0.31	0.34	0.35	0.35	0.59
B13-10-3	100	125	100	125	147	0.04	0.04	0.04	0.04	0.00
B13-10-6	100	125	100	125	452	0.07	0.07	0.06	0.07	0.03
B13-10-9	100	125	100	125	465	0.23	0.13	0.24	0.23	0.65
B13-5-12	100	125	100	125	745	0.30	0.26	0.29	0.26	0.11
B13-5-3	100	125	100	125	147	0.04	0.04	0.04	0.04	0.00
B13-5-6	100	125	100	125	674	0.08	0.09	0.10	0.10	0.07
B13-5-9	100	125	100	125	745	0.13	0.14	0.15	0.14	0.15
B14-10-12	100	125	100	125	595	0.14	0.13	0.13	0.13	0.07
B14-10-3	100	125	100	125	263	0.04	0.04	0.04	0.04	0.00
B14-10-6	100	125	100	125	595	0.05	0.06	0.06	0.06	0.01
B14-10-9	100	125	100	125	595	0.10	0.10	0.10	0.11	0.03
B14-5-12	100	125	100	125	1038	0.22	0.23	0.22	0.27	0.15
B14-5-3	100	125	100	125	263	0.04	0.04	0.04	0.04	0.00
B14-5-6	100	125	100	125	977	0.06	0.06	0.06	0.06	0.04
B14-5-9	100	125	100	125	1033	0.11	0.11	0.11	0.11	0.16
B15-10-12	100	125	100	125	1109	0.13	0.12	0.12	0.13	0.12
B15-10-3	100	125	100	125	830	0.04	0.04	0.04	0.04	0.01
B15-10-6	100	125	100	125	1040	0.13	0.13	0.16	0.15	0.28
B15-10-9	100	125	100	125	1086	0.12	0.12	0.15	0.14	0.20
B15-5-12	100	125	100	125	1891	0.10	0.12	0.12	0.12	0.04
B15-5-3	100	125	100	125	1061	0.04	0.04	0.04	0.04	0.00
B15-5-6	100	125	100	125	1858	0.07	0.07	0.08	0.08	0.05
B15-5-9	100	125	100	125	1891	0.09	0.09	0.10	0.10	0.02
B16-10-12	100	200	100	198	800	0.17	0.18	0.19	0.19	0.03
B16-10-3	100	200	100	198	479	0.05	0.06	0.05	0.06	0.00
B16-10-6	100	200	100	198	767	0.62	0.65	0.57	0.63	0.84
B16-10-9	100	200	100	198	800	0.16	0.16	0.36	0.20	0.02
B16-5-12	100	200	100	198	840	0.17	0.18	0.19	0.18	0.02
B16-5-3	100	200	100	198	479	0.05	0.06	0.05	0.06	0.00
B16-5-6	100	200	100	198	840	0.11	0.11	0.11	0.12	0.01
B16-5-9	100	200	100	198	840	0.13	0.13	0.14	0.14	0.02
B17-10-12	100	200	100	200	1225	0.20	0.22	0.23	0.28	0.08
B17-10-3	100	200	100	200	254	0.46	0.41	0.07	0.07	0.00
B17-10-6	100	200	100	200	1091	0.10	0.10	0.10	0.10	0.03
B17-10-9	100	200	100	200	1178	0.81	0.55	0.63	0.72	0.70
B17-5-12	100	200	100	200	1299	0.17	0.18	0.18	0.19	0.02
B17-5-3	100	200	100	200	254	0.20	0.16	0.07	0.07	0.00
B17-5-6	100	200	100	200	1299	0.09	0.10	0.09	0.10	0.04
B17-5-9	100	200	100	200	1299	0.14	0.15	0.16	0.15	0.01
B18-10-12	100	200	100	198	1997	1.03	1.46	0.99	0.85	86.54
B18-10-3	100	200	100	198	1132	0.06	0.06	0.06	0.06	0.01
B18-10-6	100	200	100	198	1917	0.13	0.13	0.14	0.15	0.07
B18-10-9	100	200	100	198	1997	0.29	0.38	0.37	0.39	1.22

Instance					Opt	POP1	POP1R	POP2	POP2R	SL
	V	E	V'	E'		Time[s]	Time[s]	Time[s]	Time[s]	Time[s]
B18-5-12	100	200	100	198	2585	0.18	0.23	0.21	0.22	0.25
B18-5-3	100	200	100	198	1298	0.05	0.06	0.06	0.06	0.00
B18-5-6	100	200	100	198	2575	0.33	0.29	0.28	0.31	0.70
B18-5-9	100	200	100	198	2585	0.19	0.18	0.26	0.26	0.43
C01-100-10-15	500	625	500	625	274	0.66	0.68	0.67	0.68	0.04
C01-100-10-25	500	625	500	625	274	1.09	1.10	1.09	1.11	0.08
C01-100-10-5	500	625	500	625	71	0.25	0.28	0.26	0.28	0.00
C01-100-30-15	500	625	500	625	274	0.68	0.69	0.66	0.70	0.04
C01-100-30-25	500	625	500	625	274	1.11	1.12	1.12	1.18	0.08
C01-100-30-5	500	625	500	625	71	0.27	0.27	0.26	0.28	0.00
C01-10-10-15	500	625	500	625	27	0.65	0.68	0.67	0.67	0.04
C01-10-10-25	500	625	500	625	27	1.08	1.11	1.08	1.11	0.07
C01-10-10-5	500	625	500	625	8	0.26	0.27	0.26	0.28	0.00
C01-10-30-15	500	625	500	625	27	0.67	0.67	0.67	0.69	0.04
C01-10-30-25	500	625	500	625	27	1.10	1.12	1.13	1.13	0.07
C01-10-30-5	500	625	500	625	8	0.26	0.27	0.26	0.27	0.00
C02-100-10-15	500	625	500	625	604	0.68	0.68	0.66	0.71	0.05
C02-100-10-25	500	625	500	625	604	1.14	1.11	1.10	1.11	0.09
C02-100-10-5	500	625	500	625	328	0.25	0.27	0.25	0.27	0.00
C02-100-30-15	500	625	500	625	546	1.63	1.19	1.95	1.52	0.44
C02-100-30-25	500	625	500	625	546	1.59	1.34	1.49	1.56	0.59
C02-100-30-5	500	625	500	625	328	0.25	0.27	0.25	0.28	0.00
C02-10-10-15	500	625	500	625	59	0.66	0.69	0.68	0.70	0.05
C02-10-10-25	500	625	500	625	59	1.10	1.12	1.09	1.14	0.08
C02-10-10-5	500	625	500	625	32	0.25	0.28	0.25	0.28	0.00
C02-10-30-15	500	625	500	625	53	0.75	0.76	2.61	1.18	0.35
C02-10-30-25	500	625	500	625	53	1.50	1.25	1.28	1.31	0.56
C02-10-30-5	500	625	500	625	32	0.25	0.28	0.26	0.27	0.00
C03-100-10-15	500	625	500	625	2971	16.49	19.34	13.26	31.49	26.24
C03-100-10-25	500	625	500	625	2979	24.50	24.16	34.40	30.40	13.06
C03-100-10-5	500	625	500	625	1519	0.25	0.27	0.26	0.27	0.01
C03-100-30-15	500	625	500	625	1343	0.76	0.78	0.80	0.81	0.58
C03-100-30-25	500	625	500	625	1343	1.30	1.32	1.82	1.46	2.42
C03-100-30-5	500	625	500	625	968	0.25	0.27	0.26	0.28	0.06
C03-10-10-15	500	625	500	625	289	13.29	15.00	15.57	11.50	2.87
C03-10-10-25	500	625	500	625	289	21.06	25.39	22.44	41.75	1.97
C03-10-10-5	500	625	500	625	151	0.25	0.27	0.26	0.28	0.01
C03-10-30-15	500	625	500	625	129	0.77	0.79	0.81	1.33	0.47
C03-10-30-25	500	625	500	625	129	1.27	1.29	1.33	1.52	1.21
C03-10-30-5	500	625	500	625	95	0.25	0.28	0.25	0.28	0.02
C04-100-10-15	500	625	500	625	3458	2.62	3.32	3.96	3.84	25.69
C04-100-10-25	500	625	500	625	3504	4.80	4.16	7.16	6.27	4.73
C04-100-10-5	500	625	500	625	1148	0.27	0.30	0.29	0.32	0.00
C04-100-30-15	500	625	500	625	1380	1.31	1.46	2.36	2.71	4.26
C04-100-30-25	500	625	500	625	1396	2.82	3.75	3.12	2.94	4.53
C04-100-30-5	500	625	500	625	854	0.27	0.30	0.29	0.32	0.01
C04-10-10-15	500	625	500	625	336	2.95	2.92	2.45	4.08	10.92
C04-10-10-25	500	625	500	625	341	2.95	5.36	2.65	2.13	2.42
C04-10-10-5	500	625	500	625	115	0.27	0.30	0.29	0.30	0.00
C04-10-30-15	500	625	500	625	134	1.28	2.54	1.41	1.10	3.01
C04-10-30-25	500	625	500	625	136	1.48	2.54	1.60	2.31	2.26
C04-10-30-5	500	625	500	625	84	0.27	0.30	0.29	0.31	0.01
C05-100-10-15	500	625	500	625	5032	7.58	12.31	9.61	9.38	24.13
C05-100-10-25	500	625	500	625	5044	10.93	13.37	25.46	14.21	21.53
C05-100-10-5	500	625	500	625	2600	0.26	0.28	0.27	0.28	0.01
C05-100-30-15	500	625	500	625	1857	2.41	1.93	1.95	1.48	4.31
C05-100-30-25	500	625	500	625	1860	4.25	3.23	3.35	3.54	16.24
C05-100-30-5	500	625	500	625	1584	0.26	0.28	0.27	0.28	0.01
C05-10-10-15	500	625	500	625	494	3.08	7.22	7.66	8.47	15.86
C05-10-10-25	500	625	500	625	495	10.35	11.77	13.38	13.49	13.30
C05-10-10-5	500	625	500	625	258	0.27	0.28	0.27	0.29	0.01
C05-10-30-15	500	625	500	625	182	1.59	2.13	2.40	3.00	9.88
C05-10-30-25	500	625	500	625	183	6.57	2.56	4.39	4.38	5.45
C05-10-30-5	500	625	500	625	154	0.26	0.28	0.26	0.29	0.01
C06-100-20-15	500	1000	500	998	274	1.13	1.18	1.17	1.14	0.09
C06-100-20-25	500	1000	500	998	274	1.79	1.86	1.81	1.89	0.20
C06-100-20-5	500	1000	500	998	274	0.35	0.37	0.35	0.38	0.01
C06-100-50-15	500	1000	500	998	274	1.13	1.21	1.18	1.17	0.09
C06-100-50-25	500	1000	500	998	274	1.87	1.86	1.87	1.89	0.20
C06-100-50-5	500	1000	500	998	274	0.37	0.37	0.35	0.37	0.01
C06-10-20-15	500	1000	500	998	27	1.14	1.16	1.12	1.16	0.09
C06-10-20-25	500	1000	500	998	27	1.84	1.90	1.85	1.88	0.21
C06-10-20-5	500	1000	500	998	27	0.36	0.38	0.37	0.38	0.01
C06-10-50-15	500	1000	500	998	27	1.15	1.22	1.11	1.20	0.09
C06-10-50-25	500	1000	500	998	27	1.86	1.91	1.87	1.85	0.20
C06-10-50-5	500	1000	500	998	27	0.35	0.38	0.36	0.38	0.01

Instance	V		E		Opt	POP1	POP1R	POP2	POP2R	SL
	Time[s]	Time[s]	Time[s]	Time[s]		Time[s]	Time[s]	Time[s]	Time[s]	Time[s]
C07-100-20-15	500	1000	500	1000	604	1.08	1.09	1.09	1.11	0.09
C07-100-20-25	500	1000	500	1000	604	1.68	1.70	1.78	1.73	0.20
C07-100-20-5	500	1000	500	1000	503	0.36	0.39	0.37	0.38	0.01
C07-100-50-15	500	1000	500	1000	604	1.23	1.30	1.19	1.69	0.09
C07-100-50-25	500	1000	500	1000	604	2.06	2.25	2.10	2.11	0.20
C07-100-50-5	500	1000	500	1000	503	0.36	0.39	0.35	0.39	0.01
C07-10-20-15	500	1000	500	1000	59	1.07	1.09	1.09	1.08	0.09
C07-10-20-25	500	1000	500	1000	59	1.70	1.69	1.75	1.79	0.20
C07-10-20-5	500	1000	500	1000	49	0.35	0.38	0.36	0.38	0.01
C07-10-50-15	500	1000	500	1000	59	1.44	1.28	1.16	1.64	0.09
C07-10-50-25	500	1000	500	1000	59	2.01	2.18	2.07	2.32	0.20
C07-10-50-5	500	1000	500	1000	49	0.36	0.39	0.35	0.39	0.01
C08-100-20-15	500	1000	500	1000	3431	18.92	21.61	22.63	21.23	2074.88
C08-100-20-25	500	1000	500	1000	3455	3.03	3.01	2.36	3.00	13.27
C08-100-20-5	500	1000	500	1000	2380	0.36	0.37	0.36	0.39	0.04
C08-100-50-15	500	1000	500	1000	1776	3.26	4.14	4.71	3.44	13.52
C08-100-50-25	500	1000	500	1000	1792	2.88	3.09	2.50	3.24	16.46
C08-100-50-5	500	1000	500	1000	1216	0.36	0.40	0.37	0.39	0.09
C08-10-20-15	500	1000	500	1000	331	7.57	10.18	3.29	12.66	15.15
C08-10-20-25	500	1000	500	1000	332	12.62	9.61	18.02	8.14	2.50
C08-10-20-5	500	1000	500	1000	230	0.36	0.39	0.36	0.38	0.03
C08-10-50-15	500	1000	500	1000	171	6.68	4.89	2.23	8.35	10.18
C08-10-50-25	500	1000	500	1000	172	4.42	5.66	2.99	2.90	3.77
C08-10-50-5	500	1000	500	1000	116	0.38	0.39	0.38	0.39	0.05
C09-100-20-15	500	1000	500	998	3945	12.83	7.51	6.95	3.92	383.44
C09-100-20-25	500	1000	500	998	3974	4.52	9.51	6.94	10.82	17.73
C09-100-20-5	500	1000	500	998	3133	0.46	0.50	0.46	0.47	0.28
C09-100-50-15	500	1000	500	998	1906	3.66	3.96	2.10	7.01	49.19
C09-100-50-25	500	1000	500	998	1933	2.49	2.27	2.71	2.83	8.93
C09-100-50-5	500	1000	500	998	1563	0.42	0.44	0.44	0.45	0.27
C09-10-20-15	500	1000	500	998	381	21.33	18.30	16.04	21.54	2394.84
C09-10-20-25	500	1000	500	998	385	5.07	25.97	23.18	13.61	13.35
C09-10-20-5	500	1000	500	998	304	0.45	0.46	0.47	0.48	0.35
C09-10-50-15	500	1000	500	998	185	5.37	2.57	3.59	2.86	13.54
C09-10-50-25	500	1000	500	998	187	16.91	5.63	5.65	8.90	5.81
C09-10-50-5	500	1000	500	998	149	0.41	0.44	0.43	0.46	0.36
C10-100-20-15	500	1000	500	1000	5906	488.05	426.99	465.16	377.62	10802.4
C10-100-20-25	500	1000	500	1000	5972	394.34	753.28	355.37	209.13	345.96
C10-100-20-5	500	1000	500	1000	4096	0.40	0.40	0.43	0.42	0.08
C10-100-50-15	500	1000	500	1000	2657	21.22	8.64	9.18	13.80	12.81
C10-100-50-25	500	1000	500	1000	2683	35.89	10.75	50.06	39.46	9.45
C10-100-50-5	500	1000	500	1000	1940	0.39	0.42	0.42	0.44	0.31
C10-10-20-15	500	1000	500	1000	573	246.23	402.21	378.04	571.58	10802.8
C10-10-20-25	500	1000	500	1000	580	154.34	130.44	180.34	112.91	132.70
C10-10-20-5	500	1000	500	1000	391	0.39	0.42	0.40	0.44	0.07
C10-10-50-15	500	1000	500	1000	257	8.53	7.46	11.76	8.92	3.77
C10-10-50-25	500	1000	500	1000	258	20.66	24.65	26.03	27.55	5.26
C10-10-50-5	500	1000	500	1000	185	0.39	0.43	0.43	0.42	0.17
C11-100-100-15	500	2500	500	2497	274	2.97	2.90	2.80	3.11	0.19
C11-100-100-25	500	2500	500	2497	274	4.58	4.38	4.72	4.51	0.36
C11-100-100-5	500	2500	500	2497	274	1.17	1.25	1.24	1.30	0.02
C11-100-20-15	500	2500	500	2497	274	2.74	2.88	2.77	2.71	0.19
C11-100-20-25	500	2500	500	2497	274	4.13	4.29	4.24	4.32	0.38
C11-100-20-5	500	2500	500	2497	274	1.17	1.24	1.20	1.26	0.02
C11-10-100-15	500	2500	500	2497	27	3.05	2.95	2.85	3.32	0.19
C11-10-100-25	500	2500	500	2497	27	4.74	4.70	4.50	4.41	0.37
C11-10-100-5	500	2500	500	2497	27	1.19	1.23	1.20	1.25	0.02
C11-10-20-15	500	2500	500	2497	27	2.81	2.86	2.75	2.89	0.19
C11-10-20-25	500	2500	500	2497	27	4.15	4.12	4.20	4.44	0.37
C11-10-20-5	500	2500	500	2497	27	1.17	1.30	1.23	1.25	0.02
C12-100-100-15	500	2500	500	2448	604	3.14	3.12	6.86	5.30	0.19
C12-100-100-25	500	2500	500	2448	604	4.91	4.87	7.65	7.01	0.37
C12-100-100-5	500	2500	500	2448	604	1.21	1.26	1.28	1.41	0.03
C12-100-20-15	500	2500	500	2448	604	3.31	3.09	5.58	4.14	0.19
C12-100-20-25	500	2500	500	2448	604	4.94	5.25	557.48	7.15	0.36
C12-100-20-5	500	2500	500	2448	604	1.22	1.25	1.26	1.28	0.03
C12-10-100-15	500	2500	500	2448	59	3.10	3.12	11.21	21.38	0.19
C12-10-100-25	500	2500	500	2448	59	5.10	4.82	28.05	8.15	0.36
C12-10-100-5	500	2500	500	2448	59	1.18	1.24	1.26	1.38	0.03
C12-10-20-15	500	2500	500	2448	59	3.01	3.10	8.98	8.69	0.19
C12-10-20-25	500	2500	500	2448	59	5.08	4.83	26.44	12.88	0.36
C12-10-20-5	500	2500	500	2448	59	1.16	1.23	1.27	1.32	0.03
C13-100-100-15	500	2500	500	2481	3312	57.04	46.74	42.12	45.93	47.37
C13-100-100-25	500	2500	500	2481	3317	119.19	73.76	173.22	139.50	41.32
C13-100-100-5	500	2500	500	2481	2653	24.01	17.20	18.70	21.48	7.22
C13-100-20-15	500	2500	500	2481	4463	3.95	4.40	5.86	5.55	0.21

Instance	V	E	V'	E'	Opt	POP1 Time[s]	POP1R Time[s]	POP2 Time[s]	POP2R Time[s]	SL Time[s]
C13-100-20-25	500	2500	500	2481	4463	6.07	6.77	9.64	8.85	0.39
C13-100-20-5	500	2500	500	2481	4463	1.29	1.32	1.23	1.36	0.07
C13-10-100-15	500	2500	500	2481	319	23.46	23.24	27.46	32.05	30.59
C13-10-100-25	500	2500	500	2481	319	36.83	27.29	44.79	79.78	20.09
C13-10-100-5	500	2500	500	2481	257	22.83	24.03	16.56	14.98	4.73
C13-10-20-15	500	2500	500	2481	439	4.14	4.03	5.06	5.75	0.21
C13-10-20-25	500	2500	500	2481	439	6.27	6.16	8.58	10.49	0.38
C13-10-20-5	500	2500	500	2481	439	1.25	1.29	1.35	1.46	0.07
C14-100-100-15	500	2500	500	2286	4205	6.37	6.47	9.73	11.27	0.86
C14-100-100-25	500	2500	500	2286	4205	9.55	9.32	19.10	17.23	3.21
C14-100-100-5	500	2500	500	2286	3887	4.06	4.32	3.71	3.64	3.01
C14-100-20-15	500	2500	500	2286	6566	4.97	4.69	8.35	7.60	0.21
C14-100-20-25	500	2500	500	2286	6566	7.78	6.88	13.38	11.17	0.40
C14-100-20-5	500	2500	500	2286	6566	1.36	1.24	1.41	1.37	0.18
C14-10-100-15	500	2500	500	2286	404	7.11	6.25	12.17	10.55	3.38
C14-10-100-25	500	2500	500	2286	404	9.47	10.94	19.12	18.51	3.13
C14-10-100-5	500	2500	500	2286	373	3.90	3.89	2.92	2.83	3.45
C14-10-20-15	500	2500	500	2286	648	5.42	5.08	10.39	7.67	0.21
C14-10-20-25	500	2500	500	2286	648	7.47	7.03	12.02	11.33	0.40
C14-10-20-5	500	2500	500	2286	648	1.68	1.71	1.70	1.59	0.19
C15-100-100-15	500	2500	500	2432	5889	63.70	50.33	99.13	78.75	57.78
C15-100-100-25	500	2500	500	2432	5905	101.83	68.19	108.50	97.75	10.97
C15-100-100-5	500	2500	500	2432	5000	24.41	20.90	12.88	28.34	1.95
C15-100-20-15	500	2500	500	2432	12533	8.68	7.66	29.36	27.78	0.22
C15-100-20-25	500	2500	500	2432	12533	11.84	13.69	160.82	68.23	0.41
C15-100-20-5	500	2500	500	2432	12533	7.55	47.33	8.24	11.55	24.70
C15-10-100-15	500	2500	500	2432	568	34.82	49.56	124.83	55.37	31.34
C15-10-100-25	500	2500	500	2432	569	71.00	60.74	99.48	70.82	4.94
C15-10-100-5	500	2500	500	2432	480	27.14	26.01	37.26	20.65	2.41
C15-10-20-15	500	2500	500	2432	1248	9.66	9.46	31.76	27.45	0.22
C15-10-20-25	500	2500	500	2432	1248	11.43	15.84	452.41	104.50	0.43
C15-10-20-5	500	2500	500	2432	1248	10.18	12.00	1105.97	19.48	293.74
C16-100-10000-15	500	12500	500	7149	203	24.10	12.34	23.83	12.45	4.92
C16-100-10000-25	500	12500	500	7149	203	32.97	17.02	33.81	16.61	11.20
C16-100-10000-5	500	12500	500	7149	203	14.40	6.52	14.39	6.49	3.26
C16-100-100-15	500	12500	500	7149	274	23.17	10.86	33.58	11.74	0.75
C16-100-100-25	500	12500	500	7149	274	33.12	16.38	37.81	17.68	1.21
C16-100-100-5	500	12500	500	7149	274	12.86	6.06	13.10	5.92	0.45
C16-100-200-15	500	12500	500	7149	274	22.73	10.77	34.31	11.51	0.77
C16-100-200-25	500	12500	500	7149	274	32.65	16.43	37.85	17.87	1.15
C16-100-200-5	500	12500	500	7149	274	12.84	6.07	12.92	6.14	0.43
C16-10-10000-15	500	12500	500	7149	19	24.10	12.04	23.50	12.38	4.97
C16-10-10000-25	500	12500	500	7149	19	33.19	17.06	33.36	16.87	11.19
C16-10-10000-5	500	12500	500	7149	19	14.44	6.44	14.49	6.54	3.20
C16-10-100-15	500	12500	500	7149	27	22.63	11.00	33.59	11.70	0.77
C16-10-100-25	500	12500	500	7149	27	34.52	16.66	37.75	17.99	1.13
C16-10-100-5	500	12500	500	7149	27	12.80	5.92	13.35	6.06	0.43
C16-10-200-15	500	12500	500	7149	27	22.93	10.62	34.85	11.64	0.76
C16-10-200-25	500	12500	500	7149	27	33.50	16.44	37.85	17.69	1.13
C16-10-200-5	500	12500	500	7149	27	12.98	6.05	12.90	5.87	0.43
C17-100-100-15	500	12500	500	7273	604	32.09	12.46	35.64	13.00	0.77
C17-100-100-25	500	12500	500	7273	604	39.57	18.56	43.04	20.50	1.23
C17-100-100-5	500	12500	500	7273	604	13.55	6.15	13.48	6.03	0.47
C17-100-200-15	500	12500	500	7273	604	32.07	12.39	32.75	13.25	0.78
C17-100-200-25	500	12500	500	7273	604	40.23	19.52	45.68	19.59	1.28
C17-100-200-5	500	12500	500	7273	604	13.27	6.19	13.34	6.24	0.45
C17-100-5000-15	500	12500	500	7273	513	108.48	62.94	131.64	57.07	8.69
C17-100-5000-25	500	12500	500	7273	513	182.34	97.32	138.39	90.46	15.86
C17-100-5000-5	500	12500	500	7273	481	63.00	23.66	50.45	40.40	16.38
C17-10-100-15	500	12500	500	7273	59	31.58	12.87	35.44	12.94	0.77
C17-10-100-25	500	12500	500	7273	59	37.45	20.46	44.66	20.28	1.22
C17-10-100-5	500	12500	500	7273	59	13.28	6.17	13.47	6.07	0.45
C17-10-200-15	500	12500	500	7273	59	30.95	12.94	32.56	13.89	0.78
C17-10-200-25	500	12500	500	7273	59	42.38	20.36	43.97	20.65	1.27
C17-10-200-5	500	12500	500	7273	59	13.27	6.21	13.35	6.11	0.44
C17-10-5000-15	500	12500	500	7273	50	63.85	40.18	110.96	54.65	5.81
C17-10-5000-25	500	12500	500	7273	50	95.95	63.09	125.86	72.37	11.50
C17-10-5000-5	500	12500	500	7273	47	25.07	30.73	33.92	20.28	8.50
C18-100-1000-15	500	12500	500	9361	3552	204.86	173.91	194.62	148.11	137.37
C18-100-1000-25	500	12500	500	9361	3557	318.98	196.14	333.42	215.94	72.09
C18-100-1000-5	500	12500	500	9361	3320	7573.69	6946.25	6918.97	9485.60	10802.9
C18-100-100-15	500	12500	500	9361	4463	30.89	23.06	42.91	37.68	0.82
C18-100-100-25	500	12500	500	9361	4463	57.93	32.90	93.94	50.95	1.29
C18-100-100-5	500	12500	500	9361	4463	13.69	9.16	13.77	9.13	0.47
C18-100-200-15	500	12500	500	9361	4463	40.76	34.62	53.59	50.97	0.80
C18-100-200-25	500	12500	500	9361	4463	77.54	43.79	137.68	78.75	1.29

Instance	V	E	V'	E'	Opt	POP1 Time[s]	POP1R Time[s]	POP2 Time[s]	POP2R Time[s]	SL Time[s]
C18-100-200-5	500	12500	500	9361	4463	14.76	9.08	14.73	9.32	0.48
C18-10-1000-15	500	12500	500	9361	341	139.21	144.30	204.60	136.24	48.23
C18-10-1000-25	500	12500	500	9361	341	297.33	181.92	299.68	189.23	73.22
C18-10-1000-5	500	12500	500	9361	318	4365.51	10805.8	4504.66	5880.54	3563.14
C18-10-100-15	500	12500	500	9361	439	36.27	25.05	44.01	31.39	0.82
C18-10-100-25	500	12500	500	9361	439	53.80	37.15	85.24	50.37	1.30
C18-10-100-5	500	12500	500	9361	439	14.61	9.85	15.37	10.33	0.47
C18-10-200-15	500	12500	500	9361	439	45.64	32.55	54.66	46.12	0.79
C18-10-200-25	500	12500	500	9361	439	80.00	49.66	124.57	81.46	1.28
C18-10-200-5	500	12500	500	9361	439	15.28	10.55	15.68	10.12	0.47
C19-100-1000-15	500	12500	500	6786	4435	55.29	44.73	109.41	99.04	31.53
C19-100-1000-25	500	12500	500	6786	4435	72.19	58.90	269.15	172.28	69.94
C19-100-1000-5	500	12500	500	6786	4179	1349.36	1192.48	420.19	1027.63	69.58
C19-100-100-15	500	12500	500	6786	6566	35.13	16.29	70.66	26.28	0.78
C19-100-100-25	500	12500	500	6786	6566	54.55	22.66	139.64	37.54	1.17
C19-100-100-5	500	12500	500	6786	6566	13.69	5.99	13.87	5.63	0.47
C19-100-200-15	500	12500	500	6786	6566	34.20	16.51	72.83	39.14	0.80
C19-100-200-25	500	12500	500	6786	6566	52.04	24.01	160.53	60.49	1.17
C19-100-200-5	500	12500	500	6786	6566	14.17	6.21	14.22	6.56	0.48
C19-10-1000-15	500	12500	500	6786	428	34.78	31.95	138.45	95.74	8.06
C19-10-1000-25	500	12500	500	6786	428	66.47	33.50	339.52	100.79	61.72
C19-10-1000-5	500	12500	500	6786	404	852.84	481.46	298.67	338.61	35.90
C19-10-100-15	500	12500	500	6786	648	38.98	18.71	61.13	25.31	0.81
C19-10-100-25	500	12500	500	6786	648	50.13	23.38	164.11	37.74	1.17
C19-10-100-5	500	12500	500	6786	648	14.23	6.70	15.34	6.57	0.47
C19-10-200-15	500	12500	500	6786	648	37.71	20.81	67.79	37.74	0.78
C19-10-200-25	500	12500	500	6786	648	52.51	24.68	198.50	52.33	1.21
C19-10-200-5	500	12500	500	6786	648	14.97	6.97	17.64	7.19	0.46
C20-100-1000-15	500	12500	500	8053	5222	1283.21	996.73	764.14	684.10	10802.8
C20-100-1000-25	500	12500	500	8053	5256	376.35	243.25	1289.25	619.83	48.01
C20-100-1000-5	500	12500	500	8053	4768	10808.9	10804.8	6296.97	5416.53	1327.88
C20-100-100-15	500	12500	500	8053	12533	49.16	29.20	88.55	77.72	0.90
C20-100-100-25	500	12500	500	8053	12533	99.53	46.87	275.11	123.72	1.20
C20-100-100-5	500	12500	500	8053	12533	14.58	7.98	18.60	8.41	0.51
C20-100-200-15	500	12500	500	8053	12533	61.18	42.05	229.92	122.00	0.92
C20-100-200-25	500	12500	500	8053	12533	111.37	70.03	474.35	376.46	1.22
C20-100-200-5	500	12500	500	8053	12533	19.31	9.72	28.42	35.56	0.47
C20-10-1000-15	500	12500	500	8053	504	908.26	604.12	899.85	691.19	874.59
C20-10-1000-25	500	12500	500	8053	506	442.98	442.44	1093.70	647.66	24.10
C20-10-1000-5	500	12500	500	8053	460	10808.8	10804.9	5474.19	5802.33	667.17
C20-10-100-15	500	12500	500	8053	1248	55.67	26.70	108.25	66.27	0.91
C20-10-100-25	500	12500	500	8053	1248	71.99	42.08	478.73	143.56	1.30
C20-10-100-5	500	12500	500	8053	1248	15.99	9.70	18.93	11.83	0.49
C20-10-200-15	500	12500	500	8053	1248	71.37	33.58	214.70	138.21	0.86
C20-10-200-25	500	12500	500	8053	1248	151.40	48.48	451.04	246.71	1.27
C20-10-200-5	500	12500	500	8053	1248	22.27	11.23	53.42	30.98	0.47
average	352	3358	352	2309	1352	109.8	117.5	98.3	90.9	137.6