

Robust Rydberg gate via Landau-Zener control of Förster resonance

Xi-Rong Huang,¹ Zong-Xing Ding,¹ Chang-Sheng Hu,¹ Li-Tuo Shen,¹ Weibin Li,² Huaizhi Wu,^{1,2} and Shi-Biao Zheng¹

¹*Fujian Key Laboratory of Quantum Information and Quantum Optics and Department of Physics, Fuzhou University, Fuzhou, Fujian 350116, China*

²*School of Physics and Astronomy, University of Nottingham, Nottingham NG7 2RD, United Kingdom and Centre for the Mathematics and Theoretical Physics of Quantum Non-equilibrium Systems, University of Nottingham, Nottingham NG7 2RD, United Kingdom*

In this paper, we propose a scheme to implement the two-qubit controlled-Z gate via the Stark-tuned Förster interaction of Rydberg atoms, where the Förster defect is driven by a time-dependent electric field of a simple sinusoidal function while the matrix elements of the dipole-dipole interaction are time-independent. It is shown that when the system is initially in a specific state, it makes a cyclic evolution after a preset interaction time, returning to the initial state, but picks up a phase, which can be used for realizing a two-atom controlled-Z gate. Due to the interference of sequential Landau-Zener transitions, the population and phase of the state is quasi-deterministic after the cyclic evolution and therefore the gate fidelity is insensitive to fluctuations of the interaction time and the dipole-dipole matrix elements. Feasibility of the scheme realized with Cs atoms is discussed in detail, which shows that the two-qubit gate via Landau-Zener control can be realized with the state-of-the-art experimental setup.

I. INTRODUCTION

Rydberg atoms trapped in optical potentials provide an attractive physical architecture for quantum information processing [1]. Long-range interactions between distant Rydberg atoms can be switched on and off on demand with focused lasers [2]. After the pioneering work proposed by Jaksch et al. [3], a number of schemes have been proposed to implement quantum gates with Rydberg atoms using, e.g. full and partial blockade, as well as antiblockade [4–19]. A useful way for controlling the interaction is Stark-tuned Förster resonance [21], where two pairs of Rydberg states that allow for dipole transitions in-between can be shifted into resonance by dc or microwave electric field [22, 23]. The coherent coupling at Förster resonance has been recently demonstrated in experiment [24, 25] and proposed for implementing quantum logic gates earlier [26, 27]. To achieve high fidelity gates, one typically has to control Förster resonances precisely, which means these schemes are sensitive to fluctuations of interatomic distances and intensity of external fields.

To reduce the effect of parameter fluctuations in dynamical control, Beterov et al. have recently proposed a scheme for realizing a controlled-Z (CZ) gate based on a double adiabatic passage across the Stark-tuned Förster resonance, enabling complete population transfer and accumulation of a deterministic phase for the targeted Rydberg pair state [28]. However, to avoid manipulating the distance dependent matrix elements of the dipole-dipole interaction, the modulation function of the electric field applied for the Stark-tuning requires to have a power law relation with respect to the gate operation time, which may increase experimental complexity nevertheless [28, 29].

Coherent population transfer in a two-level system can be realized alternatively via periodic sweeping of the interaction-induced avoided level crossing under the control of an external field, giving rise to the Landau-Zener (LZ) transitions [29–33] and the Landau-Zener-Stückelberg (LZS) oscillations [33]. The

latter is also referred to as LZS interference since repeated passages through an avoided crossing act as an atomic interferometer [35], causing interference among different components of the atomic superposition state. If more than one crossing is involved and the dynamics is overall coherent, then transition paths can interfere according to the phases accumulated between subsequent crossings [36]. The LZ and LZS dynamics have been experimentally demonstrated with Rydberg atoms [30–34].

Inspired by Ref. [28], in this paper, we propose a scheme for implementation of two-qubit logic gates based on the LZ control of the Förster interaction. The dipole-dipole matrix elements for the coupling between the two Rydberg atoms remain constant during the gate operation, while the Förster defect is periodically modulated such that the interatomic interaction oscillates between van der Waals and dipolar shapes. The dynamics of the Rydberg pair states subjected to the Förster interaction is described by the LZS theory, and is discussed in strong, weak, and intermediate driving regimes, respectively. Our result shows that a two-qubit CZ gate with high fidelity can be implemented based on a quasi-deterministic population transfer and phase accumulation, which can be much less sensitive to the fluctuations of the gate operation time and the dipole-dipole matrix elements compared with the scheme based on direct coherent coupling. Furthermore, the adiabatic passage based scheme (cf. Ref. [28]) is implemented through sequentially applying two nonlinear driving pulses, whose intensities and durations need to be exactly identical and follow power-law dependence on time. Thus, it may be sensitive to time deviations, see further discussion in Sec. IV. However, the intensity of the driving field in the LZS based scheme is a simple harmonic function of time and therefore the experimental complexity can be greatly reduced.

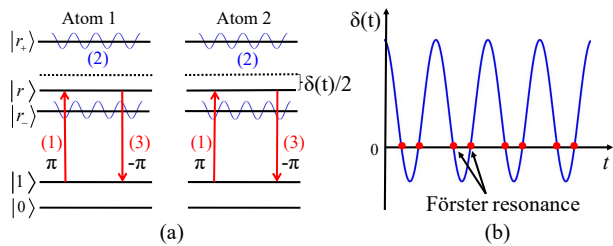


Figure 1. (Color online) (a) Scheme of a CZ gate based on Landau-Zener dynamics. Two atoms are first excited to the Rydberg state $|r\rangle$, followed by a harmonic driving that shifts the neighboring Rydberg levels $|r_{\pm}\rangle$ back and forth modulating the Förster resonance. The atoms are finally deexcited to the ground state $|1\rangle$. The phase shift is accumulated if both atoms are initially prepared in the state $|1\rangle$, and $|0\rangle$ is an auxiliary computational state. (b) Time dependence of the energy defect from the Förster resonance $\delta(t) = \delta_0 + \hbar A \cos(\omega t + \phi)$, where the red dots denote the system passing through the Förster resonance induced by periodic modulation.

II. MODEL AND SCHEME

As shown in Fig. 1(a), we consider two identical Rydberg atoms individually trapped in optical tweezers. Each one has two ground states $|0\rangle$ and $|1\rangle$, which represent the logic states of the corresponding qubit, and three Rydberg states $|r\rangle$, $|r_+\rangle$ and $|r_-\rangle$. The transitions between the Rydberg levels $|r\rangle$ and $|r_+\rangle$ ($|r_-\rangle$) are dipole allowed and the bare energies of the Rydberg pair states $|r_+\rangle_1|r_+\rangle_2$, $|r_+\rangle_1|r_-\rangle_2$, and $|r_-\rangle_1|r_+\rangle_2$ are almost degenerate. The pair states are coupled by the dipolar interaction based on the Förster process

$$|r_+\rangle_1|r_+\rangle_2 \leftrightarrow |r_+\rangle_1|r_-\rangle_2 + |r_-\rangle_1|r_+\rangle_2, \quad (1)$$

with the Rabi frequency (strength) $V_{DD}/2$ and the Förster defect $\delta = E_{r_+r_-} - E_{rr}$, which can be modulated by an external electric field. Note that the two atoms excited to different Rydberg states (e.g. $|r_a\rangle$ and $|r_b\rangle$) may experience Förster resonances as well and the interaction channel will be revised as $|r_a\rangle_1|r_b\rangle_2 \leftrightarrow |r_+\rangle_1|r_-\rangle_2$ (or $|r_b\rangle_1|r_a\rangle_2 \leftrightarrow |r_-\rangle_1|r_+\rangle_2$) [23, 28]. The Förster interactions can be found in both Rubidium and Cesium Rydberg atoms, see Sec. IV for further discussion.

The two-qubit controlled-Z gate is implemented through LZ control of the Förster defect in three steps. Step (1): The two atoms are simultaneously excited to the Rydberg state $|r\rangle$ by a short π pulse when they are in the state $|1\rangle$, and the electric field is tuned far away from Förster resonance [see Fig.1(b)] so that the atomic pair transitions $|r_+\rangle_1|r_+\rangle_2 \rightarrow |r_+\rangle_1|r_-\rangle_2$ ($|r_-\rangle_1|r_+\rangle_2$) are adiabatically inhibited. Step (2): By applying a time-dependent sinusoidal electric field of radio frequency, the energy defect $\delta(t)$ is tuned to zero periodically and the system transits in between the pair Rydberg states by passing through the avoided level crossing induced by the resonant dipole-dipole interaction (i.e. the Förster resonance). This results in coherent population transfer of the system states from $|r_+\rangle_1|r_+\rangle_2$ to $(|r_+\rangle_1|r_-\rangle_2 + |r_-\rangle_1|r_+\rangle_2)/\sqrt{2}$ and then back

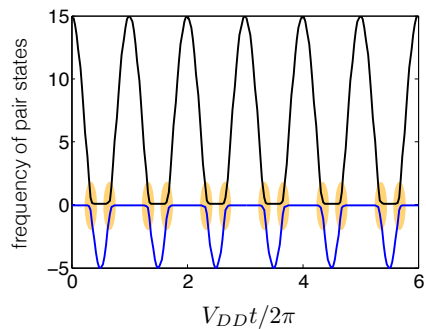


Figure 2. (Color online) Frequencies of the two collective states $|\pm\rangle$ as a function of rescaled time. The shaded regions indicate the avoided crossings resulted from resonant dipole-dipole interactions. Parameters are $V_{DD} = 1$ and $(A, \delta_0, \omega)/V_{DD} = (10, 5, 1)$.

to $|r_+\rangle_1|r_+\rangle_2$, accompanied by accumulation of a phase shift π . Note that the coherent population transfer can be realized as well for the energy defect $\delta(t)$ being much larger than the inherent dipole-dipole matrix elements, however, this is non ideal for realization of the CZ gate, see further discussion below. Step (3): A de-excitation pulse (the second π pulse) is applied to the two atoms, transforming the doubly excitation state back to $|1\rangle_1|1\rangle_2$. Provided that one of the atoms is initially in the state $|0\rangle$, no phase shift can occur because Förster resonances are not present. Consequently, the system evolution is equivalent to the CZ gate:

$$\begin{aligned} |0\rangle_1|0\rangle_2 &\longrightarrow |0\rangle_1|0\rangle_2, & |0\rangle_1|1\rangle_2 &\longrightarrow |0\rangle_1|1\rangle_2, \\ |1\rangle_1|0\rangle_2 &\longrightarrow |1\rangle_1|0\rangle_2, & |1\rangle_1|1\rangle_2 &\longrightarrow -|1\rangle_1|1\rangle_2. \end{aligned} \quad (2)$$

III. LZS CONTROL OF RYDBERG PAIR STATES

To illustrate the realization of the essential transformation $|1\rangle_1|1\rangle_2 \longrightarrow -|1\rangle_1|1\rangle_2$ (i.e. $|r_+\rangle_1|r_+\rangle_2 \longrightarrow -|r_+\rangle_1|r_+\rangle_2$) more clearly, we reduce the Förster process by the coupling between two symmetric pair states for the two atoms: $|g\rangle \equiv |r_+\rangle_1|r_+\rangle_2$ and $|e\rangle \equiv (|r_+\rangle_1|r_-\rangle_2 + |r_-\rangle_1|r_+\rangle_2)/\sqrt{2}$. The Hamiltonian for the Förster defect being driven by a time-varying radio-frequency (rf) field is then given by ($\hbar = 1$)

$$\hat{H}(t) = -\frac{1}{2} \begin{pmatrix} 0 & V_{DD} \\ V_{DD} & 2\delta(t) \end{pmatrix} \quad (3)$$

with

$$\delta(t) = \delta_0 + A \cos(\omega t + \phi),$$

where the bare energy of the state $|g\rangle$ is set to zero, and the coupling strength between the two new defined basis states (i.e. the energy splitting of the avoiding crossing) is assumed to be independent of time. A key element here is the time varying detuning $\delta(t)$, which is a periodic function with offset δ_0 , amplitude A , and frequency ω . For simplicity, we take the phase $\phi = 0$ in the following. The eigenenergies

of $\hat{H}(t)$ under periodic modulation, which correspond to the frequencies of the two collective states $|+\rangle = \cos\theta(t)|e\rangle + \sin\theta(t)|g\rangle$ and $|-\rangle = \cos\theta(t)|g\rangle - \sin\theta(t)|e\rangle$ with $\theta(t) = \tan^{-1}(V_{DD}/\delta)/2$, show avoided crossings while the Förster defect is tuned towards resonance, as shown in Fig. 2. The effective model (3) without involving pulse shaping of the coupled Rabi frequency is closely related to Rydberg experiments, where the matrix elements of the dipole-dipole coupling between two Rydberg atoms are determined by the interatomic distance and the orientation of the individual dipole, and cannot be continuously changed in short time scales.

We then rewrite the system Hamiltonian (3) by separating it into time-independent and time-dependent driving parts:

$$\hat{H}(t) = \hat{H}_0 + \hat{H}_d(t) \quad (4)$$

with

$$\hat{H}_0 = -\delta_0|e\rangle\langle e| - \frac{1}{2}V_{DD}(|g\rangle\langle e| + |e\rangle\langle g|), \quad (5)$$

$$\hat{H}_d(t) = -A \cos\omega t |e\rangle\langle e|. \quad (6)$$

In the rotating frame of $\hat{H}_d(t)$, \hat{H}_0 can be transformed into

$$\begin{aligned} \hat{H}'(t) &= \hat{U}(t)\hat{H}_0\hat{U}^\dagger(t) - i\hat{U}(t)\dot{\hat{U}}^\dagger(t) \\ &= -\frac{1}{2} \begin{pmatrix} 0 & V_{DD}e^{-i(A/\omega)\sin\omega t} \\ V_{DD}e^{i(A/\omega)\sin\omega t} & 2\delta_0 \end{pmatrix} \end{aligned} \quad (7)$$

with the operator $\hat{U}(t)$ being

$$\hat{U}(t) = \exp\left(-i \int_0^t \hat{H}_d(t) dt\right) = \exp\left[i \left(\frac{A}{\omega} \sin\omega t\right) |e\rangle\langle e|\right] \quad (8)$$

which also maps the wave function in the reference frame $|\psi\rangle$ onto $|\psi'\rangle$ via $|\psi'\rangle = \hat{U}(t)|\psi\rangle$, following the Schrödinger equation $i\frac{d}{dt}|\psi'\rangle = \hat{H}'(t)|\psi'\rangle$. The Hamiltonian (7) after making use of the Jacobi-Anger expansion

$$e^{ix \sin \tau} = \sum_{n=-\infty}^{\infty} J_n(x) e^{in\tau}$$

takes the form

$$\hat{H}'(t) = -\frac{1}{2} \begin{pmatrix} 0 & \sum_{n=-\infty}^{\infty} \Omega_n e^{-in\omega t} \\ \sum_{n=-\infty}^{\infty} \Omega_n^* e^{in\omega t} & 2\delta_0 \end{pmatrix}, \quad (9)$$

where the periodic energy defect has effectively modified the Rabi coupling $\Omega_n = V_{DD}J_n(\frac{A}{\omega})$ with $J_n(\frac{A}{\omega})$

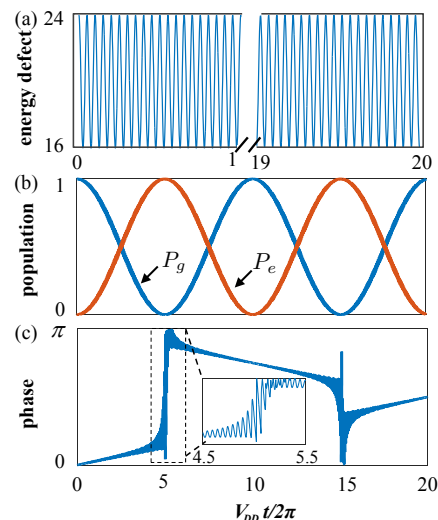


Figure 3. (Color online) (a) Time-dependent energy defect $\delta(t)$ as a function of dimensionless rescaled time $V_{DD}t$. (b) Evolutions of the populations of the state $|g\rangle$ (P_g) and the excited state $|e\rangle$ (P_e) for the system initially in the state $|g\rangle$. (c) Time dependent phase of the state $|g\rangle$. We fix units of $V_{DD} = 1$ and set $(A, \delta_0, \omega)/V_{DD} = (4, 20, 20)$.

being the n th order Bessel function of the first kind. In addition, the resonance condition $\delta_0 = m\omega$, which describes $|m\rangle$ -rf-photon transition process between the two collective states assisted by the rf driving field, can be identified by examining the time independent term of the non-diagonal elements if the rotating wave approximation is made [39].

The LZ dynamics determined by \hat{H}' strongly depends on the driving parameters A , δ_0 , and ω , which must satisfy two conditions to implement a robust CZ gate. First, the system should be able to make a full cycle of Rabi-like oscillation between the two collective states and accumulate a π phase, which requires the Förster defect $\sim \delta_0$ to be an integer multiple of the rf-photon frequency for $\delta_0 \gg V_{DD}$, and the frequency of the oscillation $\sim V_{DD}J_n(A/\omega)$ should be as large as possible such that the gate operation is decoherence-resistant [37]. Second, the oscillatory period needs to be an integer multiple of the time period $\tau_d = 2\pi/\omega$ of a complete LZ passage, which makes the population and phase of the state $|g\rangle$ after the cyclic evolution robust to imperfect timing for a slow passage ($\omega/V_{DD} \sim 1$). In the following, we study three different regimes of the driving parameters and focus on the situations that the Förster defect between the pair of Rydberg states is large compared with the dipole-dipole matrix elements (i.e. $\delta_0 \gg V_{DD}$).

Weak driving. The weak driving regime refers to $A \ll E_q \equiv \sqrt{\delta_0^2 + V_{DD}^2}$, under which, the single-rf-photon resonant transition from $|g\rangle$ to $|e\rangle$ occurs for $\omega = \sqrt{\delta_0^2 + V_{DD}^2}$ and the frequency of the Rabi oscillations is given by $\Omega_{eg} \equiv A \sin[\tan^{-1}(V_{DD}/\delta_0)]/2$. If the system is initially in the state $|g\rangle$ with a large static defect $\delta_0 \gg V_{DD}$, the valid approximation $\sin[\tan^{-1}(V_{DD}/\delta_0)] \approx V_{DD}/\delta_0$ can be made to the Rabi frequency, giving rise to $\Omega_{eg} \approx AV_{DD}/2\delta_0$. As a special case, this also describes the Autler-Townes

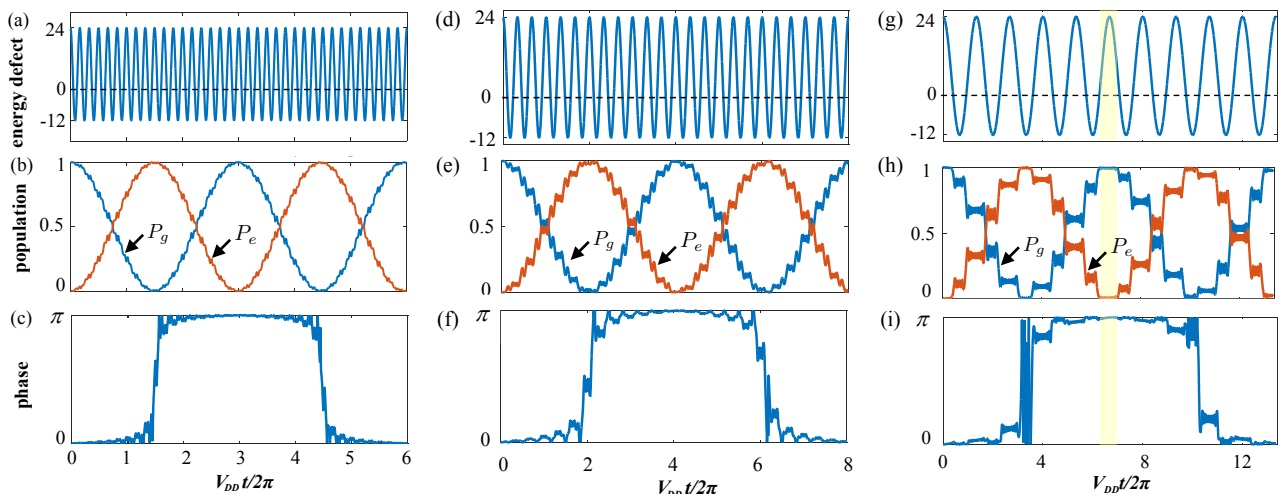


Figure 4. (Color online) (a), (d), (g) Time-dependent energy defect $\delta(t)$ as a function of dimensionless rescaled time $V_{DD}t$. (b), (e), (h) Evolutions of the populations of the state $|g\rangle$ (P_g) and the excited state $|e\rangle$ (P_e) for the system initially in the state $|g\rangle$. (c), (f), (i) Time dependent phase of the state $|g\rangle$. We fix units of $V_{DD} = 1$, and set $(A, \delta_0, \omega)/V_{DD} = (18, 6, 6)$ in (a)-(c), $(A, \delta_0, \omega)/V_{DD} = (18, 6, 3)$ in (d)-(f), $(A, \delta_0, \omega)/V_{DD} = (18, 6, 0.75)$ in (g)-(i), respectively.

splitting at small driving amplitude A , and can be analytically calculated by simply truncating the series of Ω_n up to $n = 1$ (corresponding to the rotating wave approximation), which leads to [38]

$$\hat{H}'(t) \approx -\frac{1}{2} \begin{pmatrix} 0 & V_{DD}J_0(\frac{A}{\omega}) \\ V_{DD}J_0(\frac{A}{\omega}) & 2\delta_0 \end{pmatrix} - \frac{1}{2} \begin{pmatrix} 0 & V_{DD}J_1(\frac{A}{\omega})e^{i\omega t} \\ V_{DD}J_1(\frac{A}{\omega})e^{-i\omega t} & 0 \end{pmatrix} \quad (10)$$

Using the interaction picture representation, we can then find the effective transition frequency $\sqrt{\delta_0^2 + V_{DD}^2 J_0^2(\frac{A}{\omega})}$ and the Rabi frequency $V_{DD}J_1(\frac{A}{\omega}) \approx AV_{DD}/2\delta_0$ of the two-level system by using the approximation $J_n(\frac{A}{\omega}) \sim \frac{(A/\omega)^n}{2^n n!}$ for $A/\omega \ll 1$. According to Eq. (10), if the system is initially in the state $|g\rangle$, it will undergo Rabi oscillations between $|g\rangle$ and $|e\rangle$ and return to $|g\rangle$ after a full Rabi cycle, but pick up a phase φ . This is illustrated in Fig. 3, but which shows φ is generally not equal to π , so that a two-qubit controlled-Z gate cannot be realized in this regime.

Strong driving. We next turn to the case of strong driving with $(A - \delta_0) \gg V_{DD}$, where the system repeatedly traverses the Förster resonance and hardly spends any time in the degeneracy point [39]. To gain the insight, we perform a further transformation $\exp(i\delta_0|e\rangle\langle e|t)$, transforming the Hamiltonian of Eq. (9) to

$$\hat{H}_I(t) = -\frac{1}{2} \sum_{n=-\infty}^{\infty} \begin{pmatrix} 0 & \Omega_n e^{i(\delta_0 - n\omega)t} \\ \Omega_n^* e^{-i(\delta_0 - n\omega)t} & 0 \end{pmatrix}. \quad (11)$$

Under the condition $\delta_0 = m\omega$, the driving associated with the effective frequency component with $n = m$ is in resonance, corresponding to a $|m|$ -rf-photon process. In the high frequency limit, where the frequency of the external driving is much larger than the effective Rabi frequencies associated with the other fre-

quency components, i.e., $\omega \gg \Omega_n$ ($n \neq m$), all time-dependent fast oscillating terms ($\sim e^{i(m-n)\omega t}$) can be neglected. As a consequence, the system dynamics is reduced to the resonant driving of a two-level system with the Rabi frequency $\Omega_n = V_{DD}|J_n(\frac{A}{\omega})|$, as shown in Figs. 4 (a)-4(c). In this case, the two-level system can make a cyclic evolution, and return to the initial state $|g\rangle$, picking up a phase of π . But this occurs almost at a specific moment $T_{cz} \sim 1/V_{DD}|J_1(\frac{A}{\omega})|$ since the time interval between subsequent transition events is of the order of half driving period $1/2\omega$, which is short here. Thus, the evolutionary dynamics in analogous to the coherent resonant coupling scheme requires precise control of the rescaled time. In addition, we note that there is a special situation with the parameters $\delta_0 = 0$ and $n = 0$, in which the system can transit between $|e\rangle$ and $|g\rangle$ with full conversion via the LZ control, however, here we focus on the general case of a finite Förster defect.

In the low-frequency situation $\omega \sim \Omega_m$, a step-wise increase or decrease of the population can be found for each time the system passing through the LZ avoid crossing and the population has weak oscillations during its stay at each stair. In general, the system exhibits non-sinusoidal oscillations and can approximately return to the initial state $|g\rangle$ with the quasi-deterministic population and phase π after a time period T , which are exactly multiple of the driving period, e.g. $V_{dd}T \sim 2\pi \times 4$ with $T/\tau_d = 12$ in Figs. 4(d)-4(f) and $V_{dd}T \sim 2\pi \times 7$ with $T/\tau_d = 5$ in Figs. 4(g)-4(i). The duration for the system staying in $|g\rangle$ after an oscillation period is again determined by the time interval for two sequential sweeping of the avoided crossing, as indicated in Figs. 4(g)-4(i). Mathematically, this is due to the fact that the single resonant transition with $\delta_0 = m\omega$ is not a good approximation any more in the low frequency regime, where the “noise channels” contribute to the Rabi coupling between the two basis states if the corresponding Rabi frequencies of the non-resonant components are

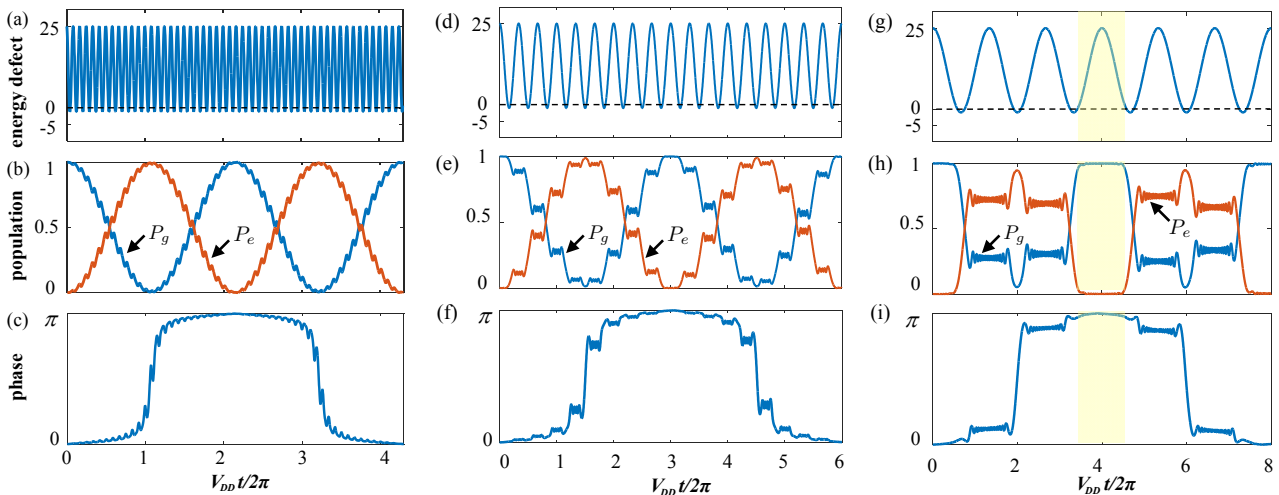


Figure 5. (Color online) (a), (d), (g) Time-dependent energy defect $\delta(t)$ as a function of dimensionless rescaled time $V_{DD}t$. (b), (e), (h) Evolutions of the populations of the state $|g\rangle$ (P_g) and the excited state $|e\rangle$ (P_e) for the system initially in the state $|g\rangle$. (c), (f), (i) Time dependent phase of the state $|g\rangle$. We fix units of $V_{DD} = 1$, and set $(A, \delta_0, \omega)/V_{DD} = (13, 12, 12)$ in (a)-(c), $(A, \delta_0, \omega)/V_{DD} = (13, 12, 3)$ in (d)-(f), $(A, \delta_0, \omega)/V_{DD} = (13, 12, 0.75)$ in (g)-(i), respectively.

comparable to the detunings, i.e. $(n - m)\omega \sim \Omega_n$. This feature makes the gate dynamics robust against certain amount of time deviation and parameter fluctuation.

Intermediate driving. Finally, we look into the regime with $A \simeq \delta_0$, where the system reaches the Förster resonance around the turning point of the harmonic driving, but stays for a longer time at the avoided crossing compared with the case of strong driving. To illustrate the performance of the controlled-Z gates in this regime, we perform numerical simulations with three sets of parameters, as shown in Fig. 5. The results show the system exhibits the LZ transition behavior similar to that under the strong driving for both high frequency and slow passage limits. The distinct features of the dynamics of the system in this regime are that it can return to the initial state $|g\rangle$ and pick up a π -phase after a relative short time, and that the evolution can be frozen for a relative long duration [see the shaded area in Figs. 5(g)-5(i)]. These features enable implementation of a high-fidelity controlled-Z gate that is robust to parameter fluctuations.

The reason why the performance of the CZ gate in the intermediate driving regime is better than that under strong driving can be explained as follows. On one hand, the avoided crossing is passed at a slower speed and the population exchange for each LZ passage is greatly enhanced. Therefore, the time period for the cyclic evolution and the corresponding gate operation time is shortened. The effective Rabi frequency for the cyclic evolution can be estimated by $\Omega_{eff} \sim V_{DD}J_m(A/\omega)$, which under the condition of $m = \delta_0/\omega \gg 1$ has a maximum around $A/\delta_0 \sim 1$ [39]. On the other hand, the dynamics is robust to imperfect timing only in the low-frequency driving limit $\omega/V_{DD} \sim 1$ and is however bounded by the requirement of an integer number of $T/\tau_d \sim \omega/\Omega_{eff}$. Thus, in the intermediate driving regime [see Figs.

5(g)-5(i)], the time evolution of the population and phase can be frozen for almost a complete driving period $2\pi/\omega$ under the minimal driving frequency $\omega/\Omega_{eff} \sim 3$. As a consequence, the system does not oscillate back and forth between the two collective states for a smaller driving frequency.

To compare the stabilities of the gates realized in the strong and intermediate driving regimes, we plot the corresponding populations of the state $|g\rangle$ and the acquired phases against the time deviation in Fig. 6. The results show that both the population fluctuation and phase fluctuation in the intermediate driving regime are smaller than those in the strong driving regime. In the case of intermediate driving with $\delta(V_{DD}T)/(V_{DD}T) \sim 10\%$, we find that the population fluctuation is less than 2%. On the other hand, the phase acquired in the strong driving regime oscillates between 0.98π and π within this time deviation, but the phase error remains less than 0.02π .

IV. IMPLEMENTATION OF THE CZ GATE AND EXPERIMENTAL FEASIBILITY

Now we focus on the intermediate driving regime, which allows for optimal control of the population transfer and the phase accumulation. To evaluate the performance of the controlled-Z gate (2), we take an example, where the input state is $|\psi_0\rangle = \frac{1}{2}(|00\rangle + |01\rangle + |10\rangle + |11\rangle)$. The quality of the output state $|\psi_f\rangle$ under nonideal conditions is characterized by the fidelity, defined as $F = |\langle\psi_f|U_{cz}|\psi_0\rangle|^2$ where U_{cz} is a diagonal matrix with $diag(U_{cz}) = (1, 1, 1, e^{i\pi})$. We first consider the effect of parameter fluctuation and neglect the atomic spontaneous emission. Assume that both the first and third step of the controlled-Z gate operation (i.e. the excitation and de-excitation of the atoms between $|1\rangle$ and $|r\rangle$) are correctly implemented, then the fidelity of our scheme is almost

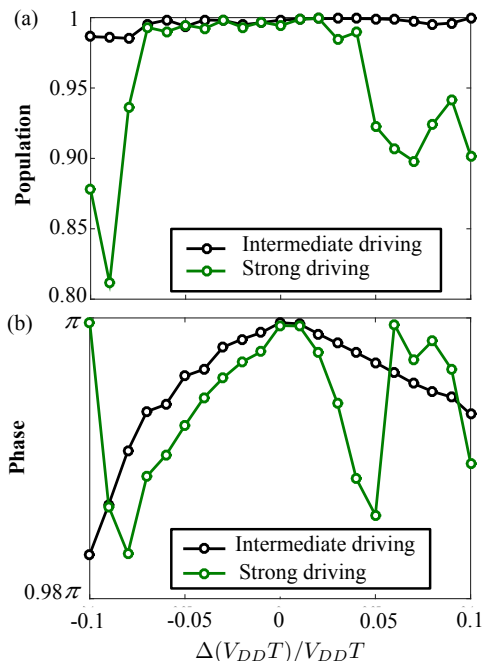


Figure 6. (Color online) (a) Population of the state $|g\rangle$ for the system initially in the state $|g\rangle$ against the dimensionless rescaled time deviation from the preset interaction time in the intermediate (black line) and strong (green line) driving regimes. (b) Phase of $|g\rangle$ against the dimensionless rescaled time deviation. Parameters are the same as those in Fig. 4(g)-(i) (for strong driving) and Fig. 5(g)-(i) (for intermediate driving).

perfect ($F = 0.9998$) for $V_{dd}T = 2\pi \times 4$ with the same parameters as in Fig. 5. To examine the advantages of our scheme compared to the approach via direct coherent coupling at the Förster resonance [24], we then check the robustness of the two schemes to the fluctuation of the rescaled time for gate operation, as shown in figure 7. It is clearly verified that the fidelity of our scheme is less sensitive to the uncertainty of the operation time in contrast to the coherent coupling method with a similar gate duration. A fidelity as high as 0.995 can be well maintained for a time deviation of $\Delta(V_{DD}T)/(V_{DD}T) \sim 10\%$ via the periodic Landau-Zener control, while the result obtained by the coherent coupling method is about 0.975, which may be affected by additional errors for tuning the system exactly to the Förster resonance. Furthermore, the nonlinear driving scheme requires precise control of the two symmetric adiabatic sequences according to the power-law function $\delta_{1,2}(t) = s_1(t - t_{1,2}) + s_2(t - t_{1,2})^5$, where the optimized set of parameters are $s_1/2\pi = -10$ MHz/ μ s, $s_2/2\pi = -2600$ MHz/ μ s⁵, $T = 1.8$ μ s, $t_1 = T/4$, $t_2 = 3T/4$ and $V_{DD}/2\pi = 2.1$ MHz (cf. Ref. [28]). When the operation time for each of the two sequences deviates from the expected value by $\Delta T/T \sim 2\%$, the fidelity will reduce to ~ 0.995 . In contrast, the LZS based scheme is more robust to imperfect timing.

In the context of Rydberg experiments, we simply take the example of the pair-state interaction channel $|90S_{1/2}\rangle + |96S_{1/2}\rangle \rightarrow |90P_{1/2}\rangle + |95P_{1/2}\rangle$ in Cs Rydberg atoms, as previously found by Beterov et

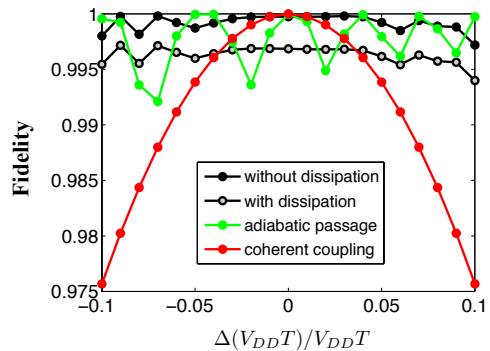


Figure 7. (Color online) Fidelities of the CZ gates versus the dimensionless rescaled time deviation for the schemes through the LZS approach with and without atomic spontaneous emission, the direct coherent coupling, and the adiabatic passage in Ref. [28]. See the main text for detail.

al. [28]. In this case, the atoms can be addressed individually since they are excited to different Rydberg states. The Förster interaction between the pairs states has the energy defect $\delta_0/2\pi = 75.6$ MHz and the exact Förster resonance occurs with the electric field being tuned to $E = 29.75$ mV/cm. On the other hand, to meet the requirement of the intermediate driving regime (see Fig. 5), the dipole-dipole matrix elements for the two atoms along the z axis should be $V_{DD}/2\pi \propto C_3/R^3 \sim 3.2$ MHz, which for this channel is equivalent to the interatomic distance $R = 20$ μ m for $C_3 = -154968$ MHz/ μ m³. Correspondingly, the frequency of the rf driving field is $\omega/2\pi \sim 2.4$ MHz, which is easy to access in experiments. Note that other transition channels related to this Förster resonance are safely neglected because of the large energy defects, which are the order of several hundred MHz [40].

The Rydberg states we considered have lifetimes around [40] $\tau_{90S} = 270\mu$ s, $\tau_{96S} = 314\mu$ s, $\tau_{90P} = 361\mu$ s, and $\tau_{95P} = 406\mu$ s in the room temperature (~ 300 K). Thus, the two atoms excited to Rydberg states are subjected to atomic spontaneous emission during the LZS control. The effect of the dissipation during the gate operation can be evaluated by using the conditional Hamiltonian

$$\hat{H}_{cond} = \hat{H}(t) - \frac{i}{2} \sum_r \gamma_r (\hat{\sigma}_{rr}^{(1)} + \hat{\sigma}_{rr}^{(2)}), \quad (12)$$

where $\hat{\sigma}_{rr}^{(j)} = |r\rangle_{jj}\langle r|$ ($j = 1, 2$) and the sum is taken over all Rydberg states of the Förster interaction channel. The numerical estimate with conditional Hamiltonian simply discards the state components with each of these two atoms going back to the computational space due to the spontaneous emission, which may have some overlap with the desired output state. Therefore, it provides a conservative result on the gate fidelity. As shown in figure 7, we can see that the spontaneous decay slightly reduces the gate fidelity, which however, still surpasses 0.995 in general within 10% of the deviation of the rescaled time.

In terms of the typical parameters with respect to Cs Rydberg atoms, we now discuss the sensitivity of

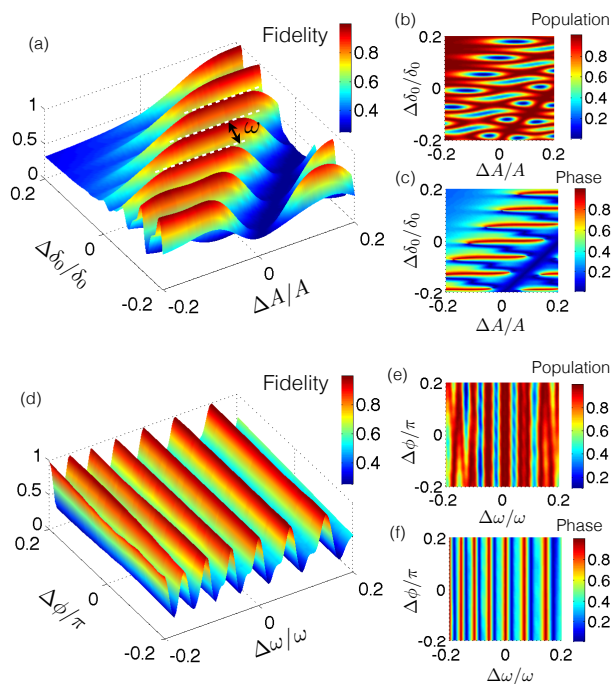


Figure 8. (Color online) Robustness of the fidelity of the CZ gate, population revival, and phase accumulation (divided by π) with respect to deviations of the driving amplitude $\Delta A/A$ and the detuning $\Delta\delta_0/\delta_0$ [(a)-(c)], and deviations of the driving frequency $\Delta\omega/\omega$ and the initial driving phase $\Delta\phi/\pi$ [(d)-(f)]. Parameters are the C_3 coefficient of the dipole-dipole matrix elements -154968 MHz/ μm^3 , the interatomic distance $R = 20$ μm , $(A, \delta_0, \omega)/2\pi = (83.2, 76.8, 3.15)$ MHz, and the spontaneous decay rates $(\gamma_{90S}, \gamma_{96S}, \gamma_{90P}, \gamma_{95P}) = (1/270, 1/314, 1/361, 1/406)$ MHz.

our scheme to fluctuations of the driving parameters. As shown in Fig. 8(a), there are ridges of high fidelity, which have the separation in detuning exactly given by the driving frequency ω and correspond to the multi-rf-photon resonance condition $\delta_0 = m\omega$. Therefore, the scheme requires accurate control of the driving frequency (typically limited by $\Delta\omega \sim \Omega_{eff}/|m|$ [39]) although the energy defect $\delta_0 \pm \Delta\delta_0$ allows the two collective states to transit in between via different resonant channels [see Fig. 8(d)]. However, both the population and phase of the state show robustness against small fluctuations in the driving amplitude [see 8(b), (c)], e.g. a deviation of the amplitude $\Delta A/A \approx 5\%$ leads to the reduced fidelity $F \approx 0.992$, which is comparable to that of the nonlinear driving scheme with 5% deviations in $s_{1,2}$. In addition, the population and phase of the state are highly robust to the initial phase deviation of the rf field [see 8(e), (f)].

Furthermore, our theoretical model can be related to the previously experimental demonstrations of the radio-frequency-assisted Förster resonances $nP_{3/2} + nP_{3/2} \rightarrow nS_{1/2} + (n+1)S_{1/2}$ for $n < 39$ in Rb atoms [25, 34], where the periodic-driving induced single- and multi-rf-photon transition can be alternatively ex-

plained in terms of the Floquet sidebands [33, 37]. Considering the case that the non-zero Förster defect δ_0 is now Stark-tuned by the composite electric field consisting of dc and rf, $E = E_{dc} + E_{rf}\cos(\omega t)$. Then, the time-varying detuning between the pair of collective Rydberg levels is approximately given by $\delta(t) \approx \delta'_0 + A'\cos(\omega t)$ for weak rf fields $E_{rf} \ll E_{dc}$, where $\delta'_0 = \delta_0 + (\alpha_{nP} - \frac{1}{2}\alpha_{ns} - \frac{1}{2}\alpha_{(n+1)s})E_{dc}^2$, $A' = 2E_{rf}E_{dc}(\alpha_{nP} - \frac{1}{2}\alpha_{ns} - \frac{1}{2}\alpha_{(n+1)s})$, and α_{nl} are the quadratic polarizabilities. By assuming $\delta'_0 = m\omega$ with m being a non-zero integer, we find that the robust CZ gate can be implemented in the intermediate driving regime (i.e. $A'/\delta'_0 \sim 1$) iff $\delta_0/m\omega \gg 3/2$. For $n = 37$ [25, 34], the parameter regime in Fig. 5(g)-5(i) corresponds to $\omega/2\pi = 1$ MHz, $E_{dc} \approx 1.69$ V/cm with $E_{rf}/E_{dc} = 0.1$.

V. CONCLUSION

In summary, we have proposed an experimental feasible scheme for implementation of a two-qubit logic gate by modulating the Förster resonance with a periodic driving field. The Stark-tuned Förster interaction between the two pairs of Rydberg states can be regarded as a periodically driven two-level system, with a time-invariant coupling strength and a sinusoidal time-dependent detuning. The results show that the gate can be accomplished within an operation time comparable with that required by the method based on double adiabatic passages [28], and in contrast to the coherent coupling scheme, the gate fidelity is much less sensitive to the fluctuations of the interaction time and the motion-sensitive dipole-dipole matrix elements due to the sequential Landau-Zener transitions. We numerically analyze the implementation of this gate with the realistic Förster interaction channel in Cs Rydberg atoms, and the results demonstrate its performance is insensitive to both the time fluctuations and atomic spontaneous emission, confirming its promise in quantum information processing.

ACKNOWLEDGMENTS

W.L. acknowledges support from the UKIERI-UGC Thematic Partnership No. IND/CONT/G/16-17/73, and EPSRC Grant No. EP/M014266/1 and EP/R04340X/1. L.T.S., H.W. and S.B.Z are supported by the National Natural Science Foundation of China under Grants No. 11774058, No. 11674060, No. 11874114 and No. 11705030, the Natural Science Foundation of Fujian Province under Grant No. 2017J01401, and the Qishan fellowship of Fuzhou University. H.W. acknowledges particularly the financial support by the China Scholarship Council for the academic visit of the University of Nottingham.

[1] M. Saffman, T. G. Walker and K. Mølmer, Rev. Mod. Phys. 82, 2313 (2010).

[2] A. Browaeys, D. Barredo and T. Lahaye, J. Phys. B: At. Mol. Opt. Phys. 49, 152001 (2016).

- [3] D. Jaksch, J. I. Cirac, P. Zoller, S. L. Rolston, R. Cote and M. D. Lukin, *Phys. Rev. Lett.* 85, 2208 (2000).
- [4] M. Müller, I. Lesanovsky, H. Weimer, H. P. Büchler and P. Zoller, *Phys. Rev. Lett.* 102, 170502 (2009).
- [5] D. D. Bhaktavatsala Rao and K. Mølmer, *Phys. Rev. A* 89, 030301(R) (2014).
- [6] T. Keating, R. L. Cook, A. M. Hankin, Y.-Y. Jau, G. W. Biedermann and I. H. Deutsch, *Phys. Rev. A* 91, 012337 (2015).
- [7] L. Isenhower, E. Urban, X. L. Zhang, A. T. Gill, T. Henage, T. A. Johnson, T. G. Walker and M. Saffman, *Phys. Rev. Lett.* 104, 010503 (2010).
- [8] X. L. Zhang, A. T. Gill, L. Isenhower, T. G. Walker and M. Saffman, *Phys. Rev. A* 85, 042310 (2012).
- [9] M. M. Müller, M. Murphy, S. Montangero, T. Calarco, P. Grangier and A. Browaeys, *Phys. Rev. A* 89, 032334 (2014).
- [10] K. M. Maller, M. T. Lichtman, T. Xia, Y. Sun, M. J. Piotrowicz, A. W. Carr, L. Isenhower and M. Saffman, *Phys. Rev. A* 92, 022336 (2015).
- [11] S.-L. Su, Y. Gao, E. Liang and S. Zhang, *Phys. Rev. A* 95, 022319 (2017).
- [12] H. Wu, X.-R. Huang, C.-S. Hu, Z.-B. Yang and S.-B. Zheng, *Phys. Rev. A* 96, 022321 (2017).
- [13] L. S. Theis, F. Motzoi, F. K. Wilhelm and M. Saffman, *Phys. Rev. A* 94, 032306 (2016).
- [14] M. H. Goerz, E. J. Halperin, J. M. Aytac, C. P. Koch and K. B. Whaley, *Phys. Rev. A* 90, 032329 (2014).
- [15] D. Petrosyan, F. Motzoi, M. Saffman and K. Mølmer, *Phys. Rev. A* 96, 042306 (2017).
- [16] I. I. Beterov, M. Saffman, E. A. Yakshina, V. P. Zhukov, D. B. Tretyakov, V. M. Entin, I. I. Ryabtsev, C. W. Mansell, C. Mac Cormick, S. Bergamini and M. P. Fedoruk, *Phys. Rev. A* 88, 010303(R) (2013).
- [17] X.-Q. Shao, D.-X. Li, Y.-Q. Ji, J.-H. Wu and X.-X. Yi, *Phys. Rev. A* 96, 012328 (2017).
- [18] D. Møller, L. B. Madsen and K. Mølmer, *Phys. Rev. Lett.* 100, 170504 (2008).
- [19] S.-L. Su, E. Liang, S. Zhang, J.-J. Wen, L.-L. Sun, Z. Jin and A.-D. Zhu, *Phys. Rev. A* 93, 012306 (2016).
- [20] Y. H. Kang, Y. H. Chen, Z. C. Shi, B. H. Huang, J. Song, and Y. Xia, *Phys. Rev. A* 97, 042336 (2018).
- [21] T. Förster, *Ann. Phys.* 437, 55 (1948).
- [22] I. I. Ryabtsev, D. B. Tretyakov, I. I. Beterov and V. M. Entin, *Phys. Rev. Lett.* 104, 073003 (2010).
- [23] H. Gorniaczyk, C. Tresp, P. Bienias, A. Paris-Mandoki, W. Li, I. Mirgorodskiy, H. P. Büchler, I. Lesanovsky and S. Hofferberth, *Nat. Commun.* 7, 12480 (2016).
- [24] S. Ravets, H. Labuhn, D. Barredo, L. Béguin, T. Lahaye and A. Browaeys, *Nature Physics* 10, 914 (2014).
- [25] E. A. Yakshina, D. B. Tretyakov, I. I. Beterov, V. M. Entin, C. Andreeva, A. Cinins, A. Markovski, Z. Iftikhar, A. Ekers, and I. I. Ryabtsev, *Phys. Rev. A* 94, 043417 (2016).
- [26] M. D. Lukin, M. Fleischhauer, R. Cote, L. M. Duan, D. Jaksch, J. I. Cirac and P. Zoller, *Phys. Rev. Lett.* 87, 037901 (2001).
- [27] H.-Z. Wu, Z.-B. Yang and S.-B. Zheng, *Phys. Rev. A* 82, 034307 (2010).
- [28] I. I. Beterov, M. Saffman, E. A. Yakshina, D. B. Tretyakov, V. M. Entin, S. Bergamini, E. A. Kuznetsova and I. I. Ryabtsev, *Phys. Rev. A* 94, 062307 (2016).
- [29] I. I. Beterov, G. N. Hamzina, E. A. Yakshina, D. B. Tretyakov, V. M. Entin and I. I. Ryabtsev, *Phys. Rev. A* 97, 032701 (2018).
- [30] A. Fioretti, D. Comparat, C. Drag, T. F. Gallagher and P. Pillet, *Phys. Rev. Lett.* 82, 1839 (1999).
- [31] N. Saquet, A. Cournol, J. Beugnon, J. Robert, P. Pillet and N. Vanhaecke, *Phys. Rev. Lett.* 104, 133003 (2010).
- [32] S.-S. Zhang, W. Gao, H. Cheng, L. You and H. P. Liu, *Phys. Rev. Lett.* 120, 063203 (2018).
- [33] C. S. E. van Ditzhuijzen, Atreju Tauschinsky, and H. B. van Linden van den Heuvell, *Phys. Rev. A* 80, 063407 (2009).
- [34] D. B. Tretyakov, V. M. Entin, E. A. Yakshina, I. I. Beterov, C. Andreeva and I. I. Ryabtsev, *Phys. Rev. A* 90, 041403(R) (2014).
- [35] D. M. Berns, W. D. Oliver, S. O. Valenzuela, A. V. Shytov, K. K. Berggren, L. S. Levitov and T. P. Orlando, *Phys. Rev. Lett.* 97, 150502 (2006).
- [36] S. Basak, Y. Chougale and R. Nath, *Phys. Rev. Lett.* 120, 123204 (2018).
- [37] S. N. Shevchenko, S. Ashhab, and F. Nori, *Phys. Rep.* 492, 1 (2010).
- [38] G. Heinrich, J. G. E. Harris, F. Marquardt, *Phys. Rev. A* 81, 011801(R) (2010).
- [39] S. Ashhab, J. R. Johansson, A. M. Zagoskin and Franco Nori, *Phys. Rev. A* 75, 063414 (2007).
- [40] I. I. Beterov, I. I. Ryabtsev, D. B. Tretyakov, and V. M. Entin, *Phys. Rev. A* 79, 052504 (2009).