

Tracking Emerges by Colorizing Videos

Carl Vondrick, Abhinav Shrivastava, Alireza Fathi,
Sergio Guadarrama, Kevin Murphy

Google Research

Abstract. We use large amounts of unlabeled video to learn models for visual tracking without manual human supervision. We leverage the natural temporal coherency of color to create a model that learns to colorize gray-scale videos by copying colors from a reference frame. Quantitative and qualitative experiments suggest that this task causes the model to automatically learn to track visual regions. Although the model is trained without any ground-truth labels, our method learns to track well enough to outperform the latest methods based on optical flow. Moreover, our results suggest that failures to track are correlated with failures to colorize, indicating that advancing video colorization may further improve self-supervised visual tracking.

Keywords: colorization, self-supervised learning, tracking, video

1 Introduction

Visual tracking is integral for video analysis tasks across recognition, geometry, and interaction. However, collecting the large-scale tracking datasets necessary for high performance often requires extensive effort that is impractical and expensive. We believe a promising approach is to learn to track without human supervision by instead leveraging large amounts of raw, unlabeled video.

We propose video colorization as a self-supervised learning problem for visual tracking. However, instead of trying to predict the color directly from the gray-scale frame, we constrain the colorization model to solve this task by learning to copy colors from a reference frame. Although this may appear to be a roundabout way to colorize video, it requires the model to learn to internally point to the right region in order to copy the right colors. Once the model is trained, the learned “pointing” mechanism acts as a tracker across time. Figure 1 illustrates our problem setup.

Experiments and visualizations suggest that, although the network is trained without ground-truth labels, a mechanism for tracking automatically emerges. After training on unlabeled video collected from the web [1], the model is able to track any segmented region specified in the first frame of a video [2]. It can also track human pose given keypoints annotated in an initial frame [3]. While there is still no substitute for cleanly labeled supervised data, our colorization model learns to track video segments and human pose well enough to outperform the latest methods based on optical flow. Breaking down performance by motion type

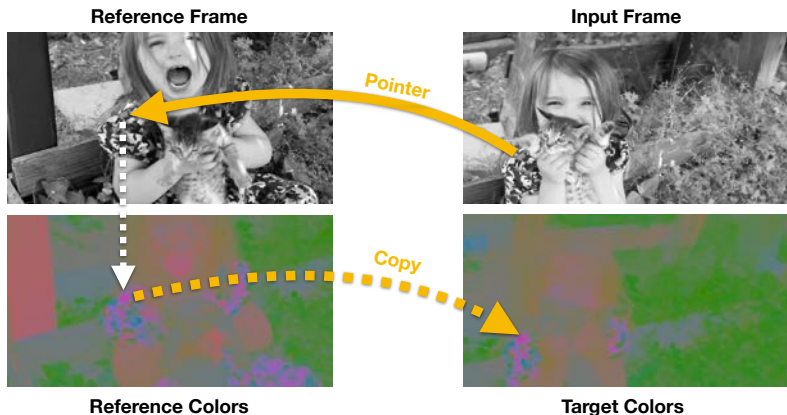


Fig. 1. Self-supervised Tracking: We capitalize on large amounts of unlabeled video to learn a self-supervised model for tracking. The model learns to predict the target colors for a gray-scale input frame by pointing to a colorful reference frame, and copying the color channels. Although we train without ground-truth labels, experiments and visualizations suggest that tracking emerges automatically in this model.

suggests that the colorization model is more robust than optical flow for many natural complexities, such as dynamic backgrounds, fast motion, and occlusions.

A key feature of our model is that we do not require any labeled data during training. Our hypothesis, which our experiments support, is that learning to colorize video will cause a tracker to internally emerge, which we can directly apply to downstream tracking tasks without additional training nor fine-tuning. Moreover, we found that the failures from our tracker are often correlated with failures to colorize the video, which suggests that further improving our video colorization model can advance progress in self-supervised tracking.

The main contribution of this paper is to show that learning to colorize video causes tracking to emerge. The remainder of this paper describes this contribution in detail. In section 2, we first review related work in self-supervised learning and tracking. In section 3, we present our approach to use video colorization as a supervisory signal for learning to track. By equipping the model with a pointing mechanism into a reference frame, we learn an explicit representation that we can use for new tracking tasks without further training. In section 4, we show several experiments to analyze our method. Since annotating videos is expensive and tracking has many applications in robotics and graphics, we believe learning to track with self-supervision can have a large impact.

2 Related Work

Self-supervised Learning: Our paper builds upon a growing body of work to train visual models without human supervision. A common approach is to

leverage the natural context in images and video in order to learn deep visual representations [4–16], which can be used as a feature space for training classifiers for down-stream tasks, such as object detection. Other approaches include interaction with an environment to learn visual features [17–19], which is useful for applications in robotics. A related but different line of work explores how to learn geometric properties or cycle consistencies with self-supervision, for example for motion capture or correspondence [20–24]. We also develop a self-supervised model, but our approach focuses on visual tracking in video for segmentation and human pose. Moreover, our method is trained directly on natural data without the use of computer generated graphics [22, 23].

Colorization: The task of colorizing gray-scale images has been the subject of significant study in the computer vision community [25–34], which inspired this paper. Besides the core problem of colorizing images, colorization has been shown to be a useful side task to learn representations for images without supervision [9, 10]. The task of colorization also been explored in the video domain [35, 36] where methods can explicitly incorporate optical flow to provide temporal coherency or learn to propagate color [37]. In this paper, we do not enforce temporal coherency; we instead leverage it to use video colorization as a proxy task for learning to track.

Video Segmentation: One task that we use our tracker for is video segmentation where the task is to densely label object instances in the video. Methods for video segmentation are varied, but can generally be classified into whether they start with an object of interest [38–41] or not [42–45]. The task is challenging, and state-of-the-art approaches typically use a large amount of supervision to achieve the best results [46–48], such as from ImageNet [49], MS-COCO [50], and DAVIS [2]. We instead learn to track from just unlabeled video.

Tracking without Labels: We build off pioneering work for learning to segment videos without labels [51–53]. However, rather than designing a tracking objective function by hand, we show that there is a self-supervised learning problem that causes the model to automatically learn tracking on its own. Consequently, our model is a *generic tracking method* that is applicable to multiple video analysis problems and not limited to just video segmentation. The same trained model can track segments, track key points, colorize video, and transfer any other annotation from the first frame to the rest of the video, without any fine-tuning or re-training. To highlight that our tracker is generic, we show results for three materially different tracking tasks (colorization, video segmentation, keypoint tracking). Moreover, our approach is fast, tracks multiple objects, and does not require training on the testing frames, making our approach fairly practical for large-scale video analysis tasks.

Note on Terminology: There is some disagreement in the tracking literature on terms, and we wish to clarify our nomenclature. In tracking, there are two common tasks. In task A, we are given the labels for the first frame. In task B, we are not given a labeled initial frame. The literature typically calls task A “semi-supervised” and task B “unsupervised” referring to whether the initial frame is labeled or not. The confusing terminology is that, in both cases, you

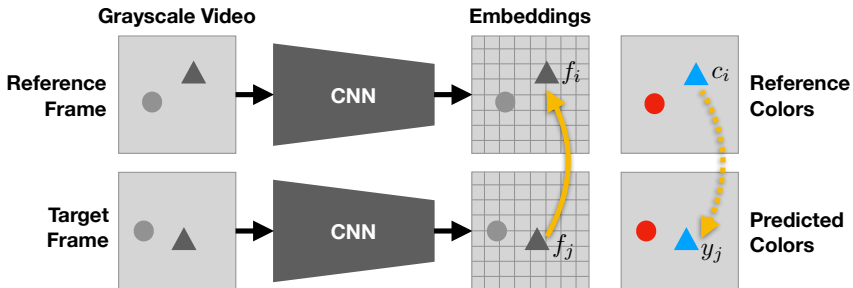


Fig. 2. Model Overview: Given gray-scale frames, the model computes low-dimensional embeddings for each location with a CNN. Using softmax similarity, the model points from the target frame into the reference frame embeddings (solid yellow arrow). The model then copies the color back into the predicted frame (dashed yellow arrow). After learning, we use the pointing mechanism as a visual tracker. Note that the model’s pointer is soft, but for illustrations purposes we draw it as a single arrow.

are allowed to train with supervised data, even for the unsupervised task. In this paper, our goal is to *learn only from unlabeled video*. At test time, we tackle task A, which specifies the region of interest to track. However, we call our method unsupervised because we do not learn with any labeled data.

3 Self-supervised Tracking

We first describe how to train our model for video colorization, then discuss how to use it for tracking. See Figure 2 for a high level illustration of our model.

3.1 Model

Let $c_i \in \mathbb{R}^d$ be the true color for pixel i in the reference frame, and let $c_j \in \mathbb{R}^d$ be the true color for a pixel j in the target frame. We denote $y_j \in \mathbb{R}^d$ as the model’s prediction for c_j . The model predicts y_j as a linear combination of colors in the reference frame:

$$y_j = \sum_i A_{ij} c_i \quad (1)$$

where A is a similarity matrix between the target and reference frame such that the rows sum to one. Several similarity metrics are possible. We use inner product similarity normalized by softmax:

$$A_{ij} = \frac{\exp(f_i^T f_j)}{\sum_k \exp(f_k^T f_j)} \quad (2)$$

where $f_i \in \mathbb{R}^D$ is a low-dimensional embedding for pixel i that is estimated by a convolutional neural network. Since we are computing distances between all




Fig. 3. Temporal Coherence of Color: We visualize frames one second apart from the Kinetics training set [1]. The first row shows the original frames, and the second row shows the ab color channels from Lab space. The third row quantizes the color space into discrete bins and perturbs the colors to make the effect more pronounced. Unlabeled video from the web often has temporally coherent color, which provides excellent, large-scale training data for learning visual trackers. The last column shows an exception where a green light is turned on. Figure best viewed in color.

pairs, the similarity matrix is potentially large. However, because color is fairly low spatial frequency, we can operate with lower resolution video frames allowing us to calculate and store all pairs on commodity hardware.

Similarity in color space does not imply that the embeddings are similar. Due to the softmax, the model only needs to point to one reference pixel in order to copy a color. Consequently, if there are two objects with the same color, the model does not constrain them to have the same embedding. This property enables the model to track multiple objects of the same color (which experiments show happens).

Our model uses a pointing mechanism similar to attention networks [54], matching networks [55], and pointer networks [56]. However, our approach is unsupervised and we train the model for the purpose of using the underlying pointer mechanism as a visual tracker. Our model points within a single training example rather than across training examples.

3.2 Learning

Our approach leverages the assumption during training that color is generally temporally stable. Clearly, there are exceptions, for example colorful lights can turn on and off. However, in practice, unlabeled video from the public web often has temporally stable color, which provides excellent, large-scale training data for learning to track. Figure 3 visualizes the coherency of color from a few videos on the Kinetics video dataset [1].

We use a large dataset of unlabeled videos for learning. We train the parameters of the model θ such that the predicted colors y_j are close to the target colors c_j across the training set:

$$\min_{\theta} \sum_j \mathcal{L}(y_j, c_j) \quad (3)$$

where \mathcal{L} is the loss function. Since video colorization is a multi-modal problem [30], we use the cross-entropy categorical loss after quantizing the color-space into discrete categories. We quantize by clustering the color channels across our dataset using k -means (we use 16 clusters). We optimize Equation 3 using stochastic gradient descent.

3.3 Inference

After learning, we have a model that can compute a similarity matrix A for a pair of target and reference frames. Given an initially labeled frame from a held-out video, we use this pointer to propagate labels throughout the video. To do this, we exploit the property that our model is non-parametric in the label space. We simply re-use Equation 1 to propagate, but instead of propagating colors, we propagate distributions of categories. Since the rows of A sum to one, Equation 1 can be interpreted as a mixture model where A is the mixing coefficients. We will describe how to use this model for two different types of tasks: segment tracking and key-point tracking.

Segment Tracking: To track segments, we re-interpret $c_i \in \mathbb{R}^d$ as a vector indicating probabilities for d categories. Note d can change between learning/inference. In segmentation, the categories correspond to instances. We treat the background as just another category. The initial frame labels c_i will be one-hot vectors (since we know the ground truth for the first frame), but the predictions c_j in subsequent frames will be soft, indicating the confidence of the model. To make a hard decision, we can simply take the most confident category.

Keypoints Tracking: Unlike colors and segmentation, keypoints are often sparse, but our model can still track them. We convert keypoints into a dense representation where $c_i \in \mathbb{R}^d$ is a binary vector indicating whether a keypoint is located at pixel i , if any. In this case, d corresponds to the number of keypoints in the initial frame. We then proceed as we did in the segmentation case.

Adjusting Temperature: Equation 1 predicts a target label with a weighted average of all the labels in the reference frame. If the pointer is not confident, this can lead to blurry predictions over time, an effect also reported by [30]. To compensate for this, we can adjust the “temperature” of the softmax so that it makes more confident predictions. We simply divide the pre-softmax activations by a constant temperature T during inference. Setting $T = 1$ leaves the softmax distribution unchanged from training. We found $T = 0.5$ works well for inference.

Variable Length Videos: During inference, we will be required to process long videos. We adopt a recursive approach in which we always propagate the labels given a window of previous N frames (we use $N = 3$). Initially the window will contain the ground truth; later it will contain the model’s predictions.

3.4 Implementation Details

We use a 3D convolutional network to produce 64-dimensional embeddings. For efficiency, the network predicts a down-sampled feature map of 32×32 for each of the input frames. We use a ResNet-18 network architecture [57] on each input




Fig. 4. Video Colorization: We show video colorization results given a colorful reference frame. Our model learns to copy colors over many challenging transformations, such as butter spreading or people dancing. Best viewed in color.

frame, followed by a five layer 3D convolutional network. Note that to give the features global spatial information, we encode the spatial location as a two-dimensional vector in the range $[-1, 1]$ and concatenate this to the features between the ResNet-18 and the 3D convolutional network.

The inputs to the model are four gray-scale video frames down-sampled to 256×256 . We use the first three frames as reference frames, and the fourth frame as the target frame. The model pulls colors/labels from all three reference frames. We pre-process the inputs to the network by scaling the intensities to be in the range $[-1, 1]$, which is naturally near zero mean. We use a frame rate of 6 frames-per-second in learning and the full frame rate in inference. To quantize the color space, we convert the videos in the training set into *Lab* space, take the *ab* color channels, and cluster them with *k*-means. We represent the color of each pixel as a one-hot vector corresponding to the nearest cluster centroid.

We train our model for 400,000 iterations. We use a batch size of 32, and the Adam optimizer [58]. We use a learning rate of 0.001 for the first 60,000 iterations and reduce it to 0.0001 afterwards. The model is randomly initialized with Gaussian noise. Please see Appendix B for more implementation details including network architecture.

Method	Supervised?	Segment Boundary	
Identity		22.1	23.6
Single Image Colorization		4.7	5.2
Optical Flow (Coarse-to-Fine) [59]		13.0	15.1
Optical Flow (FlowNet2) [23]		26.7	25.2
Ours		34.6	32.7
Fully Supervised [46, 47]	✓	55.1	62.1

Table 1. Video Segmentation Results. We show performance on the DAVIS 2017 validation set for video segmentation. Higher numbers (which represent mean overlap) are better. We compare against several baselines that do not use any labeled data during learning. Interestingly, our model learns a strong enough tracker to outperform optical flow based methods, suggesting that the model is learning useful motion and instance features. However, we still cannot yet match heavily supervised training.

4 Experiments

The goal of our experiments to analyze how well a tracker can automatically emerge from our video colorization task. We first describe our experimental setup and baselines, then show two applications on video segmentation and human pose tracking. Finally, we visualize the embeddings learned by the model and analyze how to improve the tracker further.

4.1 Experimental Setup

We train our model on the training set from Kinetics [1]. Since our model learns from unlabeled video, we discard the labels. The Kinetics dataset is a large, diverse collection of 300,000 videos from YouTube. We evaluate the model on the standard testing sets of other datasets depending on the task. Since we are analyzing how well trackers emerge from video colorization, we compare against the following unsupervised baselines:

Identity: Since we are given labels for the initial testing frame, we have a baseline that assumes the video is static and repeats the initial label.

Optical Flow: We use state-of-the-art methods in optical flow as a baseline. We experimented with two approaches. Firstly, we tried a classical optical flow implementation that is unsupervised and not learning based [59]. Secondly, we also use a learning based approach that learns from synthetic data [23]. In both cases, we estimate between frames and warp the initial labels to produce the predicted labels. We label a pixel as belonging to a category if the warped score is above a threshold. We experimented with several thresholds, and use the threshold that performs the best. We explored both recursive and non-recursive strategies, and report the strategy that works the best. Unless otherwise stated, we use the best performing optical flow based off FlowNet2 [23].

Single Image Colorization: We evaluated how well computing similarity from the embeddings of a single image colorization model [30] work instead of our embeddings. Note this task is not designed nor originally intended for

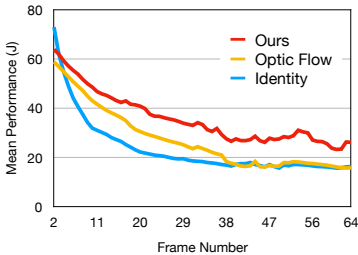


Fig. 5. Performance vs. Time: We plot video segmentation average performance versus time in the video. Our approach (red) maintains more consistent performance for longer time periods than optical flow (orange). For long videos, optical flow on average degrades to the identity baseline. Since videos are variable length, we plot up to the median video length.

tracking by the authors. However, it allows us to quantify the difference between video and image colorization. To make this baseline, we train our model with the image colorization loss of [30]. We then follow the same tracking procedure, except using the features from the penultimate layer of the single image model for calculating similarity.

Supervised Models: To analyze the gap between our self-supervised model and fully supervised approaches, we also consider the best available supervised approaches [46,47]. Note that these methods train on ImageNet, COCO segmentations, DAVIS, and even fine tune on the first frame of the test set.

4.2 Video Colorization

Figure 4 shows example video colorization results given a reference frame, which is the task the model is originally trained on. We use the Kinetics validation set (not seen during training). The model learns to copy colors even across many challenging transformations, for example butter spreading on toast and people deforming as they dance. Since the model must copy colors from the reference frame, this suggests that the model may be robust to many difficult tracking situations. The rest of the section analyzes this tracking mechanism.

4.3 Video Segmentation

We analyze our model on video segmentation with the DAVIS 2017 validation set [2] where the initial segmentation mask is given and the task is to predict the segmentation in the rest of the video. We follow the standard evaluation protocol using the validation set with the provided code and report two metrics that score segment overlap and boundary accuracy. The videos in DAVIS 2017 are challenging and consist of multiple objects that undergo significant deformation, occlusion, and scale change with cluttered backgrounds.

Table 1 shows the performance on video segmentation. Our approach outperforms multiple methods in optical flow estimation. While the estimation of optical flow is often quite strong, warping the previous segment is challenging due to occlusion and motion blur. In contrast, our approach may excel because it also learns the warping mechanism end-to-end on video that contains an abundance of these challenging effects.

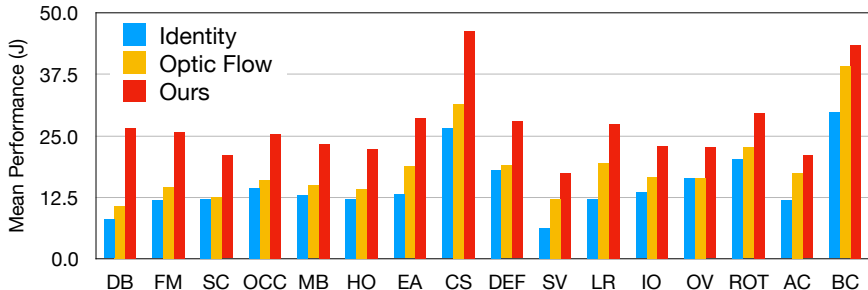


Fig. 6. Performance by Attribute: We show the average performance broken down by attributes that describe the type of motion in the video. The attributes come from Table 1 of [60]. We sort the attributes by relative gain over optical flow.

Method	PCK@.1	PCK@.2	PCK@.3	PCK@.4	PCK@.5
Identity	43.1	64.5	76.0	83.5	88.5
Optical Flow (FlowNet2) [23]	45.2	62.9	73.5	80.6	85.5
Ours	45.2	69.6	80.8	87.5	91.4

Table 2. Human Pose Tracking (no supervision): We show performance on the JHMDB validation set for tracking human pose. PCK@X is the Probability of Correct Keypoint at a threshold of X (higher numbers are better). At a strict threshold, our model tracks key-points with a similar performance as optical flow, suggesting that it is learning some motion features. At relaxed thresholds, our approach outperforms optical flow based methods, suggesting the errors caused by our model are less severe.

We analyze how performance varies with the length of the video in Figure 5. Our approach maintains consistent performance for longer time periods than optical flow. While optical flow works well in short time intervals, errors tend to accumulate over time. Our approach also has drift, but empirically colorization appears to learn more robust models. For long videos, optical flow based tracking eventually degrades to the identity baseline while ours remain relatively stronger for longer. The identity baseline, as expected, has a quick fall off as objects begin to move and deform.

We breakdown performance by video attributes in Figure 6. Our model tends to excel over optical flow for videos that have dynamic backgrounds (DB) and fast motion (FM), which are traditionally challenging situations for optical flow. Since our approach is trained end-to-end on videos that also have these artifacts, this suggests the model may be learning to handle the effects internally. Our model also shows strengths at cases involving occlusion (OCC) and motion blur (MB), which are difficult for optical flow because matching key-points is difficult under these conditions. Since color is low-frequency, it is not as affected by blur and occlusion during training. The most challenging situations for both our model and optical flow are due to scale variation (SV).

To get a sense of the predicted segmentations, Figure 7 shows a few example videos and the predicted segmentations from our method. Our model can suc-




Fig. 7. Example Video Segmentations: We show results from our self-supervised model on the task of video segmentation. Colors indicate different instances. Although the model is trained without ground truth labels, the model can still propagate segmentations throughout videos. The left column shows the input frame and input masks to the model, and the rest show the predictions. Results suggest that the model is generally robust to intra-class variations, such as deformations, and occlusions. The model often handles multiple objects and cluttered backgrounds. Best viewed in color. We provide videos of results online at <https://goo.gl/qjHyPK>




Fig. 8. Human Pose Tracking: We show results from our self-supervised model for tracking human pose key-points. Although the model is trained without ground truth labels, the model can propagate skeletons labeled in the first frame throughout the rest of the video. Best viewed in color.

cessfully track multiple instances throughout the video, even when the objects are spatially near and have similar colors, for example the scene where multiple people are wearing similar white coats (third row). To quantify this, we analyze performance only on the videos with multiple objects (ranging from two to five objects). Under this condition, our model scores 31.0 on segment overlap (J) versus 19.1 for the optical flow based approach, suggesting our method still obtains strong performance with multiple objects. Finally, our model shows robustness to large deformations (second row) as well as large occlusions (second to last row). Typical failures include small objects and lack of fine-grained details.

4.4 Pose Tracking

We experiment on human pose tracking with the JHMDB dataset [3]. During testing, we are given an initial frame labeled with human keypoints and the task is to predict the keypoints in the subsequent frames. This task is challenging because it requires fine-grained localization of keypoints when people undergo deformation. We use the standard PCK metric from [61] which measures the percentage of keypoints that are sufficiently close to the ground truth. Following




Fig. 9. Visualizing the Learned Embedding: We project the embeddings into 3 dimensions using PCA and visualize it as an RGB image. Similar colors illustrate the similarity in embedding space. Notice that the learned embeddings are stable over time even with significant deformation and viewpoint change. Best viewed in color.

standard practice, we normalize the scale of the person. We normalize by the size of the person bounding box, and we report results at multiple threshold values X denoted as $\text{PCK}@X$. For more details, please see [61].

Table 2 shows the performance of our tracker versus baselines for tracking human pose given an initially labeled frame. At the most strict evaluation threshold, our model obtains similar performance to optical flow, suggesting that our model may be learning some motion features. At more relaxed thresholds, our model outperforms optical flow. This shows that the errors from optical flow tend to be more extreme than the errors from our tracker, even when the localization is not perfect. Moreover, the optical flow method is trained on large amounts of synthetic data, while our approach only requires video that is naturally available.

Figure 8 shows qualitative results from our model on tracking human keypoints. The model often can track large motions fairly well, such as the second and third row. Typical failures from the model are due to occlusion since a keypoint cannot be recovered once it disappears from the frame.




Fig. 10. Colorization vs. Tracking: We show a few failures case where we do not correctly track the object, and the model also fails to propagate the colors (red arrows). This suggest that improving video colorization may translate into further improvements for self-supervised visual trackers. Best viewed in color.

4.5 Analysis of the model and its failure modes

Since our model is trained on large amounts of unlabeled video, we are interested in gaining insight into what the model internally learns. Figure 9 visualizes the embeddings f_i learned by our model by projecting them down to three dimensions using PCA and plotting it as an RGB image. The results show that nearest neighbors in the learned embedding space tend to correspond to object instances, even over significant deformations and viewpoint changes.

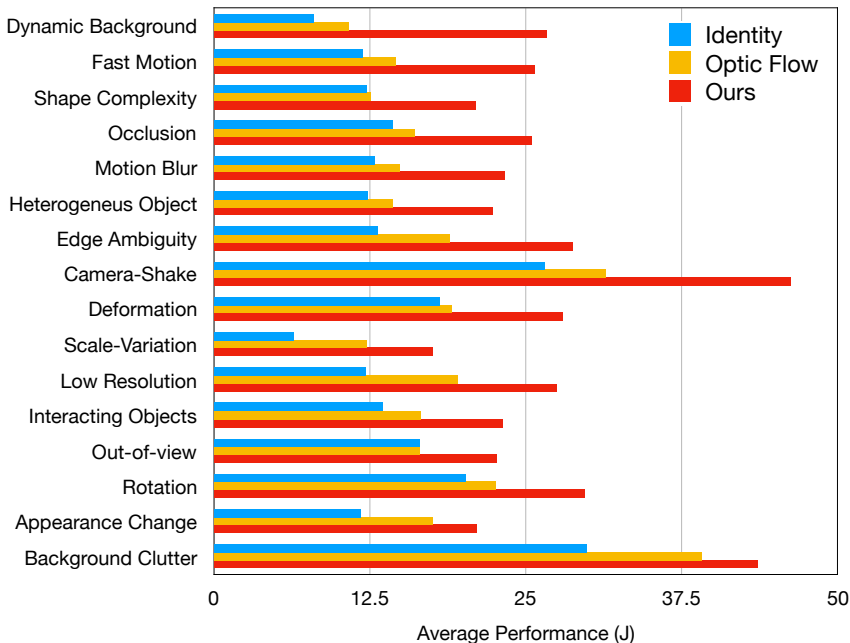
While our experiments show that these embeddings are useful for tracking, there are still failures. For example, Figure 10 shows predicted segmentations from our tracker and the corresponding predicted colors. Moreover, we find that many of the failures to track are also failures to colorize. To quantify this correlation, if any, we use the odds ratio between the two events of tracker failure and colorization failure. If the events are independent, we expect the odds ratio to be 1. However, the odds ratio is 2.3, suggesting moderate association. This suggests that there is still “juice” left in the video colorization signal for learning to track. We expect that building more accurate models for video colorization will translate into tracking improvements.

5 Conclusion

This paper shows that the task of video colorization is a promising signal for learning to track without requiring human supervision. Our experiments show that learning to colorize video by pointing to a colorful reference frame causes a visual tracker to automatically emerge, which we leverage for video segmentation and human pose tracking. Moreover, our results suggest that improving the video colorization task may translate into improvements in self-supervised tracking. Since there is an abundance of unlabeled video in full color, video colorization appears to be a powerful signal for self-supervised learning of video models.

A Performance by Attribute

We reproduce Figure 6 in the main paper, but expand the name of the attributes. This table shows the average performance broken down by attributes that describe the type of motion in the video. We sort the attributes by relative gain over optic flow. Please see Section 4.3 for discussion.



B Network Architecture

The inputs to the model are four gray-scale video frames down-sampled to 256×256 . We use a 3D convolutional network to produce 64-dimensional embeddings. The network predicts a down-sampled feature map of 32×32 for each of the input frames.

We put a ResNet-18 network architecture on each input frame, following the original definition by [57]. The ResNet-18 has weights that are shared across all frames. The only modification we make is to make the network output a 32×32 spatial map of 256 dimensions each. To do this, we remove the fully connected layers, global average pooling, and modify the output stride.

The features from the ResNet-18 backbone are then fed into a 3D spatio-temporal convolutional network. This network is defined as follows. We adopt Time \times Width \times Height notation.

Type	Kernel Size	Num Outputs	Stride	Padding	Dilation
Convolution	$1 \times 3 \times 3$	256	1	1	$1 \times 1 \times 1$
Convolution	$3 \times 1 \times 1$	256	1	1	$1 \times 1 \times 1$
Convolution	$1 \times 3 \times 3$	256	1	1	$1 \times 2 \times 2$
Convolution	$3 \times 1 \times 1$	256	1	1	$1 \times 1 \times 1$
Convolution	$1 \times 3 \times 3$	256	1	1	$1 \times 4 \times 4$
Convolution	$3 \times 1 \times 1$	256	1	1	$1 \times 1 \times 1$
Convolution	$1 \times 3 \times 3$	256	1	1	$1 \times 8 \times 8$
Convolution	$3 \times 1 \times 1$	256	1	1	$1 \times 1 \times 1$
Convolution	$1 \times 3 \times 3$	256	1	1	$1 \times 16 \times 16$
Convolution	$3 \times 1 \times 1$	256	1	1	$1 \times 1 \times 1$
Convolution	$1 \times 1 \times 1$	64	1	1	$1 \times 1 \times 1$

Each convolution is followed by batch normalization and a rectified linear unit (ReLU), except for the last layer, which produces the embeddings. Our implementation uses TensorFlow.

References

1. Kay, W., Carreira, J., Simonyan, K., Zhang, B., Hillier, C., Vijayanarasimhan, S., Viola, F., Green, T., Back, T., Natsev, P., Suleyman, M., Zisserman, A.: The kinetics human action video dataset. arXiv preprint arXiv:1705.06950 (2017)
2. Pont-Tuset, J., Caelles, S., Perazzi, F., Montes, A., Maninis, K.K., Chen, Y., Van Gool, L.: The 2017 davis challenge on video object segmentation. arXiv preprint arXiv:1803.00557 (2017)
3. Jhuang, H., Gall, J., Zuffi, S., Schmid, C., Black, M.J.: Towards understanding action recognition. In: International Conf. on Computer Vision (ICCV). (December 2013) 3192–3199
4. Doersch, C., Gupta, A., Efros, A.A.: Unsupervised visual representation learning by context prediction. In: Proceedings of the IEEE International Conference on Computer Vision. (2015) 1422–1430
5. Owens, A., Wu, J., McDermott, J.H., Freeman, W.T., Torralba, A.: Ambient sound provides supervision for visual learning. In: European Conference on Computer Vision, Springer (2016) 801–816
6. Jayaraman, D., Grauman, K.: Learning image representations tied to ego-motion. In: Proceedings of the IEEE International Conference on Computer Vision. (2015) 1413–1421
7. Doersch, C., Zisserman, A.: Multi-task self-supervised visual learning. In: The IEEE International Conference on Computer Vision (ICCV). (2017)
8. Wang, X., He, K., Gupta, A.: Transitive invariance for self-supervised visual representation learning. arXiv preprint arXiv:1708.02901 (2017)
9. Zhang, R., Isola, P., Efros, A.A.: Split-brain autoencoders: Unsupervised learning by cross-channel prediction
10. Larsson, G., Maire, M., Shakhnarovich, G.: Colorization as a proxy task for visual understanding. In: CVPR. Volume 2. (2017) 8
11. Pathak, D., Krahenbuhl, P., Donahue, J., Darrell, T., Efros, A.A.: Context encoders: Feature learning by inpainting. In: Proceedings of the IEEE Conference on Computer Vision and Pattern Recognition. (2016) 2536–2544

12. Wang, X., Gupta, A.: Unsupervised learning of visual representations using videos. arXiv preprint arXiv:1505.00687 (2015)
13. Vondrick, C., Pirsaviash, H., Torralba, A.: Generating videos with scene dynamics. In: *Advances In Neural Information Processing Systems*. (2016) 613–621
14. Noroozi, M., Favaro, P.: Unsupervised learning of visual representations by solving jigsaw puzzles. In: *European Conference on Computer Vision*, Springer (2016) 69–84
15. Pathak, D., Girshick, R., Dollár, P., Darrell, T., Hariharan, B.: Learning features by watching objects move. In: *Proc. CVPR*. Volume 2. (2017)
16. Isola, P., Zhu, J.Y., Zhou, T., Efros, A.A.: Image-to-image translation with conditional adversarial networks. arXiv preprint (2017)
17. Pinto, L., Gandhi, D., Han, Y., Park, Y.L., Gupta, A.: The curious robot: Learning visual representations via physical interactions. In: *European Conference on Computer Vision*, Springer (2016) 3–18
18. Agrawal, P., Nair, A.V., Abbeel, P., Malik, J., Levine, S.: Learning to poke by poking: Experiential learning of intuitive physics. In: *Advances in Neural Information Processing Systems*. (2016) 5074–5082
19. Wu, J., Lim, J.J., Zhang, H., Tenenbaum, J.B., Freeman, W.T.: Physics 101: Learning physical object properties from unlabeled videos. In: *BMVC*. Volume 2. (2016) 7
20. Tung, H.Y., Tung, H.W., Yumer, E., Fragkiadaki, K.: Self-supervised learning of motion capture. In: *Advances in Neural Information Processing Systems*. (2017) 5242–5252
21. Zhou, T., Brown, M., Snavely, N., Lowe, D.G.: Unsupervised learning of depth and ego-motion from video. In: *CVPR*. Volume 2. (2017) 7
22. Zhou, T., Krahenbuhl, P., Aubry, M., Huang, Q., Efros, A.A.: Learning dense correspondence via 3d-guided cycle consistency. In: *Proceedings of the IEEE Conference on Computer Vision and Pattern Recognition*. (2016) 117–126
23. Ilg, E., Mayer, N., Saikia, T., Keuper, M., Dosovitskiy, A., Brox, T.: FlowNet 2.0: Evolution of optical flow estimation with deep networks. In: *IEEE Conference on Computer Vision and Pattern Recognition (CVPR)*. Volume 2. (2017)
24. Zhou, T., Tulsiani, S., Sun, W., Malik, J., Efros, A.A.: View synthesis by appearance flow. In: *European conference on computer vision*, Springer (2016) 286–301
25. Welsh, T., Ashikhmin, M., Mueller, K.: Transferring color to greyscale images. In: *ACM Transactions on Graphics (TOG)*. Volume 21., ACM (2002) 277–280
26. Gupta, R.K., Chia, A.Y.S., Rajan, D., Ng, E.S., Zhiyong, H.: Image colorization using similar images. In: *Proceedings of the 20th ACM international conference on Multimedia*, ACM (2012) 369–378
27. Liu, X., Wan, L., Qu, Y., Wong, T.T., Lin, S., Leung, C.S., Heng, P.A.: Intrinsic colorization. In: *ACM Transactions on Graphics (TOG)*. Volume 27., ACM (2008) 152
28. Chia, A.Y.S., Zhuo, S., Gupta, R.K., Tai, Y.W., Cho, S.Y., Tan, P., Lin, S.: Semantic colorization with internet images. In: *ACM Transactions on Graphics (TOG)*. Volume 30., ACM (2011) 156
29. Deshpande, A., Rock, J., Forsyth, D.: Learning large-scale automatic image colorization. In: *Proceedings of the IEEE International Conference on Computer Vision*. (2015) 567–575
30. Zhang, R., Isola, P., Efros, A.A.: Colorful image colorization. In: *European Conference on Computer Vision*, Springer (2016) 649–666

31. Larsson, G., Maire, M., Shakhnarovich, G.: Learning representations for automatic colorization. In: *European Conference on Computer Vision*, Springer (2016) 577–593
32. Guadarrama, S., Dahl, R., Bieber, D., Norouzi, M., Shlens, J., Murphy, K.: Pixcolor: Pixel recursive colorization. *arXiv preprint arXiv:1705.07208* (2017)
33. Iizuka, S., Simo-Serra, E., Ishikawa, H.: Let there be color!: joint end-to-end learning of global and local image priors for automatic image colorization with simultaneous classification. *ACM Transactions on Graphics (TOG)* **35**(4) (2016) 110
34. Ironi, R., Cohen-Or, D., Lischinski, D.: Colorization by example. In: *Rendering Techniques*, Citeseer (2005) 201–210
35. Yatziv, L., Sapiro, G.: Fast image and video colorization using chrominance blending. *IEEE transactions on image processing* **15**(5) (2006) 1120–1129
36. Heu, J.H., Hyun, D.Y., Kim, C.S., Lee, S.U.: Image and video colorization based on prioritized source propagation. In: *Image Processing (ICIP), 2009 16th IEEE International Conference on, IEEE* (2009) 465–468
37. Liu, S., Zhong, G., De Mello, S., Gu, J., Yang, M.H., Kautz, J.: Switchable temporal propagation network. *arXiv preprint arXiv:1804.08758* (2018)
38. Badrinarayanan, V., Galasso, F., Cipolla, R.: Label propagation in video sequences. In: *Computer Vision and Pattern Recognition (CVPR), 2010 IEEE Conference on, IEEE* (2010) 3265–3272
39. Ramakanth, S.A., Babu, R.V.: Seamseg: Video object segmentation using patch seams. In: *CVPR. Volume 2.* (2014) 5
40. Vijayanarasimhan, S., Grauman, K.: Active frame selection for label propagation in videos. In: *European conference on computer vision*, Springer (2012) 496–509
41. Perazzi, F., Wang, O., Gross, M., Sorkine-Hornung, A.: Fully connected object proposals for video segmentation. In: *Proceedings of the IEEE international conference on computer vision.* (2015) 3227–3234
42. Grundmann, M., Kwatra, V., Han, M., Essa, I.: Efficient hierarchical graph-based video segmentation. In: *Computer Vision and Pattern Recognition (CVPR), 2010 IEEE Conference on, IEEE* (2010) 2141–2148
43. Xu, C., Corso, J.J.: Evaluation of super-voxel methods for early video processing. In: *Computer Vision and Pattern Recognition (CVPR), 2012 IEEE Conference on, IEEE* (2012) 1202–1209
44. Brox, T., Malik, J.: Object segmentation by long term analysis of point trajectories. In: *European conference on computer vision*, Springer (2010) 282–295
45. Fragkiadaki, K., Zhang, G., Shi, J.: Video segmentation by tracing discontinuities in a trajectory embedding. In: *Computer Vision and Pattern Recognition (CVPR), 2012 IEEE Conference on, IEEE* (2012) 1846–1853
46. Yang, L., Wang, Y., Xiong, X., Yang, J., Katsaggelos, A.K.: Efficient video object segmentation via network modulation. *arXiv preprint arXiv:1802.01218* (2018)
47. Caelles, S., Maninis, K.K., Pont-Tuset, J., Leal-Taixé, L., Cremers, D., Van Gool, L.: One-shot video object segmentation. In: *CVPR 2017, IEEE* (2017)
48. Perazzi, F., Khoreva, A., Benenson, R., Schiele, B., Sorkine-Hornung, A.: Learning video object segmentation from static images. In: *Computer Vision and Pattern Recognition.* (2017)
49. Deng, J., Dong, W., Socher, R., Li, L.J., Li, K., Fei-Fei, L.: Imagenet: A large-scale hierarchical image database. In: *Computer Vision and Pattern Recognition, 2009. CVPR 2009. IEEE Conference on, IEEE* (2009) 248–255
50. Lin, T.Y., Maire, M., Belongie, S., Hays, J., Perona, P., Ramanan, D., Dollár, P., Zitnick, C.L.: Microsoft coco: Common objects in context. In: *European conference on computer vision*, Springer (2014) 740–755

51. Faktor, A., Irani, M.: Video segmentation by non-local consensus voting. In: BMVC. Volume 2. (2014) 8
52. Märki, N., Perazzi, F., Wang, O., Sorkine-Hornung, A.: Bilateral space video segmentation. In: Proceedings of the IEEE Conference on Computer Vision and Pattern Recognition. (2016) 743–751
53. Khoreva, A., Benenson, R., Ilg, E., Brox, T., Schiele, B.: Lucid data dreaming for multiple object tracking. arXiv preprint arXiv:1703.09554 (2017)
54. Bahdanau, D., Cho, K., Bengio, Y.: Neural machine translation by jointly learning to align and translate. arXiv preprint arXiv:1409.0473 (2014)
55. Vinyals, O., Blundell, C., Lillicrap, T., Wierstra, D., et al.: Matching networks for one shot learning. In: Advances in Neural Information Processing Systems. (2016) 3630–3638
56. Vinyals, O., Fortunato, M., Jaitly, N.: Pointer networks. In: Advances in Neural Information Processing Systems. (2015) 2692–2700
57. He, K., Zhang, X., Ren, S., Sun, J.: Deep residual learning for image recognition. In: Proceedings of the IEEE conference on computer vision and pattern recognition. (2016) 770–778
58. Kingma, D.P., Ba, J.: Adam: A method for stochastic optimization. arXiv preprint arXiv:1412.6980 (2014)
59. Liu, C., et al.: Beyond pixels: exploring new representations and applications for motion analysis. PhD thesis, Massachusetts Institute of Technology (2009)
60. Perazzi, F., Pont-Tuset, J., McWilliams, B., Van Gool, L., Gross, M., Sorkine-Hornung, A.: A benchmark dataset and evaluation methodology for video object segmentation. In: Proceedings of the IEEE Conference on Computer Vision and Pattern Recognition. (2016) 724–732
61. Yang, Y., Ramanan, D.: Articulated human detection with flexible mixtures of parts. IEEE transactions on pattern analysis and machine intelligence **35**(12) (2013) 2878–2890