

Pygmy resonances: what's in a name?

R.A. Broglia^{a,b}, F. Barranco^c, A. Idini^d, G. Potel^e, E. Vigezzi^f

^a *Dipartimento di Fisica,*

Università di Milano,

Via Celoria 16, 20133 Milano, Italy.

^b *The Niels Bohr Institute,*

University of Copenhagen,

Blegdamsvej 17, Copenhagen, Denmark.

^c *Departamento de Física Aplicada III,*

Escuela Superior de Ingenieros,

Universidad de Sevilla,

Camino de los Descubrimientos s/n,

41092 Sevilla, Spain.

^d *Division of Mathematical Physics,*

Department of Physics,

LTH, Lund University,

Post Office Box 118,

S-22100 Lund, Sweden

^e *National Superconducting Cyclotron Laboratory,*

Michigan State University,

East Lansing, Michigan 48824, USA

^f *INFN, Sezione di Milano,*

Via Celoria 16, 20133 Milano, Italy.

(Dated: April 12, 2019)

The centroid, width and percentage of energy weighted sum rule of dipole resonances can be strongly affected by dynamical fluctuations and static deformations of the nuclear surface, deformations and fluctuations which, in turn, depend on pairing, and thus on Cooper pairs. Because of angular momentum conservation, such insight is restricted, to lowest order, to deformations of quadrupole and monopole

type. The latter being closely connected with the neutron (excess) skin and thus with soft dipole modes. From the values $(N - Z)/A \approx 0.18, 0.21,$ and 0.45 for the nuclei ^{122}Sn , ^{208}Pb , and ^{11}Li , it is expected that the latter system, which is weakly bound by pairing effects (spatially extended single Cooper pair and odd proton acting as spectator), constitutes an attractive laboratory to study the properties of soft $E1$ -modes and thus of isospin nuclear deformation. From the calculation of the full dipole response function in QRPA, discretizing the continuum in a spherical box of radius of 40 fm, one finds a GDR with centroid $E_x \approx 24$ MeV, width $\Gamma \approx 11$ MeV and carrying 90% of the EWSR, and a low-lying collective resonance characterized by $E_X = 0.75$ MeV, $\Gamma = 0.5$ MeV and 6.2% EWSR. The wave function of the latter resonance is built out of about fifteen components (both protons and neutrons), typical of a collective mode. The transition densities indicate this soft $E1$ -mode to be generated by surface density oscillation of the neutron skin ($\Delta r_{np} \approx 1.71$ fm) relative to an approximately isospin-saturated core. Through a detailed study of the full dipole response of ^{11}Li we will draw a comparison between the soft $E1$ -mode of this halo nucleus and the PDR of heavy stable nuclei, pointing to the physical similarities and also to the basic differences.

I. INTRODUCTION

Dipole modes are affected by deformations. In particular quadrupole deformations of the nuclear surface (measured by β_2). But also deformations taking place in other, more abstract, spaces like gauge (pairing, measured by the number of Cooper pairs α_0) and isospace. This last case being closely connected with the neutron skin (measured by $\Delta r_{np} = \langle r^2 \rangle_n^{1/2} - \langle r^2 \rangle_p^{1/2}$), and the appearance of soft $E1$ -modes.

The main purpose of the present paper, is that of using the properties of the soft $E1$ -mode of ^{11}Li in trying to achieve a quantitative understanding of the mechanism at the basis of the origin and dynamics of the neutron skin of this nucleus, and thus of the associated low-lying dipole mode. This aim is similar to that which saw the nuclear physics community [1–5] provide a consistent picture of the many-body aspects of the ^{11}Li ground state. That is, the incipient, dynamical deformation in gauge space, at the level of single Cooper pair. From the prediction of the microscopic structure and thus of e.g. the (p,t) absolute differential cross sections [1–3], to experimental confirmation [4] (see also [5]). A result made possible by the remarkable technical developments which led to inverse kinematics and active targets. These techniques and devices, coupled to experimental ingenuity, allowed for the detection of single Cooper tunneling to selected quantum states, involving the ms lifetime exotic nucleus ^{11}Li . A feat which we, ever so briefly, attempt to set in connection with similar breakthroughs in quantum materials (single electron devices), and quantum optics (tweezers, able to handle single biological molecules), in trying to convey our remarkable nuclear physics field to a broader audience.

In the case of the $E1$ -soft mode of ^{11}Li , pairing is not only important, but it is mainly governed by the renormalization of the bare $^1\text{S}_0$ NN-force resulting from the exchange of this dipole mode between the least bound neutrons (bootstrap mechanism). One is thus confronted with a close, essentially symbiotic, relation between deformation in isospace ($\Delta r_{np} \approx 1.7$ fm) and in gauge space ($\alpha_0 = 1$). Within this context it can be posited that, were the $E1$ -soft mode of ^{11}Li not a collective mode, ^{11}Li would not be bound. A subject which is further discussed in Sect. II (in particular in connection with the work of Lenske et al. [3]). In that section we also dwell upon the subtle interplay between deformation (spontaneously broken symmetry) in different spaces, in particular gauge and isospin spaces. We conclude Sect. II by reminding that important advances in the understanding of the

properties of collective motion in nuclei, but also in the study of more complex systems, have been obtained by measurements of vibrations or other periodic motions, revealing the anisotropy of the local (mean) field. Measurements which in quadrupole deformed nuclei are geometrically parametrized by the radius $R = R_0(1 + \beta_2 Y_{20}(\theta))$. Parametrization which can be heuristically generalized, in the case of distortion in isospace through $R(^{11}\text{Li}) = R_0(^{11}\text{Li})(1 + \beta_0 Y_{00})$ (Sect. V). This is mainly done for the purpose of attempting at making the analogy clear to a broad audience of physics practitioners. The short remarks referred to NMR attempt at doing the same in connection with the broader scientific community, in particular biophysicists.

In Section III the mechanism for generating a low-energy dipole state carrying few percent of the TRK sum rule, and thus displaying a significant amount of collectivity is discussed. At this point, two comments are in place. The first one, regards the question of the so called continuum effect [6], implying by this the fact that the occurrence of weakly bound states towards the neutron drip line gives rise to low-lying concentration of dipole strength in the continuum. A result we find in harmony with the outcome of our calculations, as can be seen from Fig. 4, where the corresponding uncorrelated neutron particle-hole dipole response is compared with that of [6], in keeping with the fact that in this reference a square well, independent-particle model is used. The second, closely connected with the first one, concerns the need to treat simultaneously the full dipole response, i.e. both soft $E1$ -modes and the GDR, so as to ensure the center of mass of the system to be at rest and thus conservation of the TRK sum rule. And, as a bonus, to have the information needed to assess whether the low-energy state is a collective, resonant mode or less. Within this context, and because the TRK dipole EWSR only depends, as a variable, on the number of particles, whatever dipole strength is found in the soft $E1$ -mode, is at the expenses of the GDR. A question discussed in detail in section V.1.

In Section IV we briefly discuss the theoretical basis to calculate the ground state (single Cooper pair) of ^{11}Li (see also Fig. 1) in terms of elementary modes of excitation, i.e. collective surface and pairing vibrations and single-particle motion, and their interweaving through the particle-vibration coupling vertex.

A discussion of the microscopic calculations of the $E1$ -soft mode of ^{11}Li and of the results is provided in Sect. V. In connection with the calculation of the ground state of ^{11}Li (Eqs. (3)-(5), see also Fig. 1 (D)) we are confronted with $^1\text{S}_0$ (singlet even, SE)

pairing correlations at very low densities, as expressed by Eq. (2). And because of the poor overlap between neutrons belonging to the neutron skin (halo) and to the core, a screened NN-pairing interaction. Within this context, the paper of Lenske et al. [3] constitutes an important contribution to the subject in which the ground state of ^{11}Li is calculated, continuum effects being exactly described when solving the Gorkov-equations, making use of SE Brueckner G-matrix in the particle-particle channel.

In subsection V.1 the full dipole response function is presented, as well as the wavefunctions and transition densities, testifying to the collectivity of the soft $E1$ -mode of ^{11}Li . The associated transition densities compare at profit with that of the PDR of ^{208}Pb [7] (see also [8]) and of ^{122}Sn [9]. From these results, as well as the overall account of the experimental findings (in particular those of ref [10]), one can posit that the calculated value of Δr_{np} represents a quantitative estimate of the neutron skin of ^{11}Li .

Section VI provides hindsight regarding the physical stability and soundness of the results, while the conclusions are collected in Sect. VII.

There are two appendices. In the first, a simple estimate of the overlap between halo and core single-particle wavefunctions is provided, making use of familiar concepts of superconductivity in metals and associated BCS description, namely the coherence length. In appendix B technical details concerning the treatment of the continuum are given.

II. SOFT E1-MODES AND PAIRING

Nuclei respond elastically to sudden solicitations and plastically to slowly changing fields. Systems which display both elastic and plastic behavior are well known from other fields of physics (non-Newtonian solids). In particular, the natural caoutchouc, the rubber out which car tires were made (see [11] last paragraph of third column p. 62; see also [12]). Rigidity in nuclei is provided by the shell structure, and is associated to the energy difference between major shells, which in medium-heavy nuclei, amounts to $\hbar\omega_0 \approx 7 - 8$ MeV. This quantity fixes the characteristic time over which external fields have to vary to be able to excite elastic nuclear modes, i.e., $\tau = 1/\omega_0 \approx 10^{-22}$ s. When the atomic nucleus is subject to a field, either external or internal (e.g. zero point fluctuations), which changes slowly in time ($\Delta t \gg \tau$) the system deforms plastically, and the single-particle levels undergo (dynamical, static) Jahn-Teller-like splitting [13].

Because pairing thrives on large degeneracies, much has been discussed concerning the competition between pairing and (quadrupole) deformation [14]. But pairing can tolerate some amount of degeneracy breaking, and nuclear superfluidity induced by pairing, plays an essential role in allowing for adiabatic, large amplitude surface modes of different multiplicities. Examples of this combined plastic behavior is provided by low-lying surface vibrations observed throughout the mass table and by exotic decay, in particular by the process $^{223}\text{Ra} \rightarrow ^{14}\text{C} + ^{209}\text{Pb}$, let alone nuclear fission ([15], [16] Ch. 7 and refs. therein; see also [17],[18],[19]). Within this broad scenario one can posit that *the relationship between pairing and low-lying vibrational modes is symbiotic, not competitive.*

Pairing reduces in a consistent way the inertia of low-lying nuclear vibrations. Thus, it increases nuclear collectivity ¹ as measured by the transition amplitude $(\hbar\omega/2C)^{1/2} = (\hbar/2\sqrt{CD})^{1/2}$ ([16] Eq. (8.46) p. 190; see also Sect. 7.3 p. 165). Exchanged between nucleons moving in time reversal states lying close to the Fermi energy, these collective vibrations renormalize the bare pairing interaction by about a factor of 2 ([20–24]; see also [16], Ch. 10 and refs. therein). Within this context —pairing fostering deformation— we will show the important role that already a single Cooper pair can play. In particular, in the case of the neutron halo pair addition mode of ^9Li resulting in the $|gs(^{11}\text{Li})\rangle$ assuming the odd $p_{3/2}(\pi)$ proton to play the role of a spectator. In this case, the symbiosis also encompasses an antenna-like mode, namely the soft dipole mode, resulting in a system at the edge of acquiring a permanent (vortex-like) dipole moment ([25]; see also [26] p.41 and [7] last paragraph first column p. 272502-4).

Cooper pairs are the building blocks of fermionic superconductivity and superfluidity in condensed matter, ^3He , finite nuclei, neutron stars, cold fermionic gases, etc [27–40]. The ability to study the components of light, electric current and metabolism in terms of single-photon, single-electron and single-protein experiments (cf. e.g. [41–44] and refs. therein) has contributed much to the understanding of the (macroscopic) phenomena of which these entities are the building blocks. Similarly, the manipulation and characterization of a single Cooper pair of nucleons is important for the understanding of pairing in nuclei. Such a feat has been accomplished in exotic halo nuclei, in the case in which a Cooper pair is

¹ In the case of the exotic decay, $^{223}\text{Ra} \rightarrow ^{14}\text{C} + ^{209}\text{Pb}$, the inertia is changed from the value of $D/\hbar^2 = 1690 \text{ MeV}^{-1}$, assuming ^{223}Ra to be normal, to $D/\hbar^2 = 29.1 \text{ MeV}^{-1}$, by properly considering that this nucleus is superfluid. The associated exotic decay lifetimes are $\lambda = 2 \times 10^{-83} \text{ sec}^{-1}$ and $\lambda = 1.8 \times 10^{-16} \text{ sec}^{-1}$, respectively, the experimental value being $\lambda_{\text{exp}} = 4.3 \times 10^{-16} \text{ sec}^{-1}$ ([16], Ch. 7, p. 159).

barely bound to the Fermi surface of the core [4, 5]. The technique which allows to probe, through single-pair tunneling processes (see [45] and refs. therein), the nuclear embodiment of Cooper model is inverse kinematics (see e.g. [4, 46, 47]).

Van der Waals interaction plays a central role in the case of many-body proton and electron systems, from atoms to macromolecules (e.g. proteins). However, as a rule, dipole zero point fluctuations (ZPF) do not contribute to the renormalisation of the NN–bare interaction. Quadrupole and octupole nuclear vibrations are the lowest multipolarity modes leading to sizable contributions to the induced interaction [14, 16, 20–22]. Although one pays a price to separate both protons from electrons (Coulomb energy, plasmon) as well as neutron from protons (symmetry energy, Giant Dipole Resonances [14, 26, 48, 49]), the relative masses of the pair of particles displaying an antenna-like motion are very different in the two cases ($m_e/M_p \approx 5 \times 10^{-4}$, $M_n/M_p \approx 1$).

Unexpectedly, the situation is quite different in exotic halo nuclei like ^{11}Li , in which case a very low energy ($\lesssim 1$ MeV and $\Gamma \approx 0.5$ MeV) dipole resonance ² has been observed carrying about 6 – 8% of the TRK sum rule [10, 51–55]. This mode, exchanged between the halo neutrons, binds them to the core (^9Li), and provides the first example of a van der Waals nuclear Cooper pair (see App. A, Fig. A1(e) of [56]; see also Fig. 1(D)).

The size of folding domains of globular proteins (≈ 125 amino acids) is intimately connected to the dispersive (retarded) properties of van der Waals forces (cf. [57–59] and refs. therein). Similarly, the exchange of pygmy resonance bosons between neutrons conditions the size of a nuclear halo Cooper pair. This bootstrap mechanism also provides a natural answer to the vexing question posed by the so-called pairing anti-halo effect ([60–62]. In a nutshell, neutrons moving in orbits close to threshold with essentially no or little centrifugal barrier (i.e. $s_{1/2}$, $p_{1/2}$) have a large probability of being outside the core nucleus. Therefore, loosely bound neutrons become unavailable for pair correlation induced by the short range nucleon-nucleon, bare pairing force (1S_0). This is because the matrix element $M_\delta = \langle j^2(0) | V_\delta | j^2(0) \rangle$ of a contact interaction is proportional to $1/R^3$ (see e.g. Sect. 2.3 of [16]). Consequently, since $R(^9\text{Li}) \approx 2.5$ fm, while $R(^{11}\text{Li}) \approx 4.58 \pm 0.13$ fm, M_δ is reduced in the nucleus ^{11}Li by a factor $(2.5/4.6)^3 \approx 0.2$ with respect to ^9Li . In other words, one has a factor 5 reduction of the bare pairing interaction without an accompanying change of the

² As already stated in Sect.I, concerning the "continuum effect" introduced in ref. [6, 50], we refer to Sect.

level density (see Sect. V).

The poor overlap between core and halo neutrons makes the pairing interaction in ^{11}Li subcritical, depriving the two-particle system of the necessary correlation energy. The fact that ^{11}Li is bound, alas weakly (≈ 380 keV), testifies to the existence of a subtle, long wavelength pairing mechanism in which the corresponding intermediate boson is the soft $E1$ -mode with centroid $\lesssim 1$ MeV. This is again a consequence of the poor overlap existing between the extended halo single-particle wavefunctions and those of the core, overlap which leads to a screening of the repulsive symmetry potential, allowing for a conspicuous fraction of the dipole strength ($\approx 6 - 8\%$) to show up at low energies, almost degenerate with the ground state [1].

Summing up, the highly extended low-momentum neutron halo of ^{11}Li needs to vibrate against the core to give rise to a soft $E1$ -mode. But to do so, the neutron-halo Cooper pair has to exchange this mode between its partner neutrons to get bound to ^9Li . Neutron-halo pair addition mode and the soft $E1$ -mode are thus, in ^{11}Li two symbiotic elementary modes of excitation resulting from a bootstrap mechanism of incipient nuclear superfluidity.

In refs. [3] (see also [63]), coupled-channel Gorkov techniques were used to describe the pairing interaction between the two halo neutrons as well as core polarization in ^{11}Li . The results provide an overall account of the experimental findings, in which the last two neutrons occupy s , p and, to a small degree, also d - states. If one transforms the pp representation used in [3] into the ph -channel, arguably one would obtain evidence for the quadrupole (self-energy) and dipole (induced pairing interaction) phenomena mentioned above and at the basis of [1].

One can then posit that the mechanism responsible for the presence of the soft $E1$ -mode in ^{11}Li reflects an unusual embodiment of inhomogeneous damping phenomenon [48, 64]. Inhomogeneous damping which, among other things, is at the basis of nuclear magnetic resonance (NMR) in general [65], and of studies of macromolecules in particular (cf. e.g. [66–68], cf. also [69] and refs. therein), of surface plasmon resonance (SPR) research concerning surface enzyme kinetics [70], let alone rotational damping in nuclei [71]. However, and at variance with the above mentioned examples, in the case of halo pygmy dipole resonance, the collective coordinate is the relative isotropic radial extension of the halo neutron field with respect to the nucleon saturated compact core. In other words, in the present case, the inhomogeneity is not a function of angle but of the radial dependence of the nuclear density

(see Fig. 2 below) associated with the formation of a misty cloud around the core (neutron skin and neutron halo), consistent with the lowering of the momentum of the last neutrons (cf. e.g. [72–74]).

Let us elaborate in what follows on the nature of this soft dipole mode and of its consequences regarding the low-energy nuclear structure associated with incipient - single Cooper pair - nuclear superfluidity. *In particular in connection with a novel interpretation of nuclear deformation* in halo nuclei, providing a new window to test the state dependence of the Axel-Brink hypothesis³ [76, 77]

III. GIANT DIPOLE—, AND PYGMY DIPOLE—RESONANCES

The first vibrational mode to be observed in nuclei was the giant dipole resonance (GDR). It was excited by shining a beam of photons on a target ([78, 79], see also [80–82]). Even before then, it was recognized [83] that a mean excitation frequency for dipole absorption could be derived from the nuclear polarizability with the help of the symmetry energy in the mass formula [84]. Since then, this mainly isovector mode of nuclear excitation, in which protons and neutrons moving out of phase with respect to each other display an antenna-like oscillation with energy⁴ $\hbar\omega_{GDR} \approx 100 \text{ MeV}/(R_0)_{fm}$, has been observed in essentially all nuclei throughout the mass table [14, 48, 85].

In nuclei displaying neutron excess the admixture of isovector modes with isoscalar vibrations is unavoidable, as e.g. in the case of $^{208}\text{Pb}_{126}$ ($(N - Z)/A \approx 0.21$), let alone $^3\text{Li}_8$ ($(N - Z)/A \approx 0.45$). Such a mechanism studied since the seventies brings down part of the TRK sum rule, the resulting strength being called “pygmy” resonance [8, 86]. Within this context, the consequences of the admixture of isoscalar and isovector modes in the case of another giant vibration, namely the Giant Quadrupole Resonance (GQR) were discussed in detail in [87].

During the last years a large *corpus* of studies on low-energy $E1$ -modes has been accumulated (see e.g. [7, 88–105] and refs. therein). In what follows we discuss some aspects of

³ Axel-Brink hypothesis: on top of each nuclear state one assumes there is built a GDR with the same properties as that built on the ground state. Most important in the study of the decay of highly excited nuclei (see e.g. Fig. 3 of [75]) and thus also in connection with a central subject of today’s research in nuclear physics: the level density.

⁴ This parametrization testifies the elastic character of the GDR mode. In fact the frequency of an elastic mode is given by, $\omega_{el}^2 \sim \frac{\mu}{m\rho R^2} \sim \frac{v_t}{R^2}$, where R is the radius of an elastic material sphere, ρ the density and v_t the transverse sound velocity proportional to the Lamé shear modulus of elasticity μ , see p.43 of [26].

the physics at the basis of PDR, helped by the unique insight provided by the soft $E1$ -mode of ^{11}Li .

III.1. Mechanism to create a pygmy dipole resonance (PDR)

The basic condition to fulfill in the quest to create a PDR is that of finding particle-hole excitations of dipole character displaying a poor overlap with those building up the GDR. Arguably, the only way to do so is through (p, h) excitations in which the particle moves in an $s_{1/2}$ state essentially at threshold ($\approx S_n$). In this way the associated component can partially tunnel out of the system and visit regions with a density radius somewhat larger than that experienced by the (p, h) components of the GDR wavefunction. To avoid the Coulomb barrier, these excitations have to be of neutron type. Because the GDR has quantum numbers 1^- , two are the possible (p, h) excitations of this type: $(p_{1/2}^{-1}, s_{1/2})$, $(p_{3/2}^{-1}, s_{1/2})$. Due to spin-orbit effects, if one is operative then the other will not. Other (p, h) configurations can, mixing with the (p^{-1}, s) components, explore regions of space of radius larger than $R_0 = 1.2A^{1/3}$ fm, the so-called neutron skin region and, in this way lower their confinement (kinetic) energy. This is so provided the associated single-particle states experience moderate centrifugal barriers. A condition which restricts the choices essentially to the (p^{-1}, d) and (f^{-1}, d) components. Examples of nuclei displaying a sizeable fraction of the TRK sum rule at low energy are ^{208}Pb and ^{122}Sn .

In ^{208}Pb the PDR has been observed not far from threshold ($S_n = 7.37$ MeV), its energy being ≈ 6 MeV, similar to $\hbar\omega_0 \approx 6.9$ MeV, the energy difference between major shells. The main components of this mode are calculated to be $(3p^{-1}, 4s)$, $(3p^{-1}, 3d)$, and $(2f^{-1}, 3d)$ [7, 8]. In the case of the isotopes ^{112}Sn – ^{130}Sn , the wavefunctions of the lowest dipole states of a systematic QRPA calculation ($E_x = 7.9$ – 5.8 MeV) carrying a consistent $B(E1)$ strength and thus being part of the PDR, have as main component the neutron configuration $(3s_{1/2}, 3p_{3/2})$ [9]. In ^{11}Li , the soft dipole mode has been observed at a very low energy $\lesssim 1$ MeV, close but above threshold ($S_{2n} = 369$ keV), the main components being of type (p^{-1}, s) .

Within this context one can make reference to [7] (see also [88, 93, 100]), where a detailed experimental and theoretical analysis of high resolution γ, γ' study of the electric dipole response in ^{208}Pb is reported. A resonance-like structure was observed close to the neutron threshold which is interpreted as the PDR. Microscopic quasiparticle-phonon model

[7] calculations ([106, 107] see also [108] and [109]) which provide an overall account of the experimental data, suggest that this mode can be viewed as an oscillation of the neutron skin against an approximately isospin-saturated core. The associated velocity distribution is dominated by a vortex-like pattern.

Let us conclude this section by noting that, if one would like to transform essentially any stable nucleus into systems displaying low-energy dipole modes, one has just to warm the system up, and study the γ -decay of the corresponding compound nucleus. Recent theoretical results [110, 111] indicate the presence of PDR in hot nuclei at $T \approx 3$ MeV, e.g. in ^{68}Ni , are also described by wavefunctions made out of $(3s_{1/2}, 3p_{3/2})$ and $(2d_{5/2}, 3p_{3/2})$ neutron components (for more detail see Sect. III).

III.2. Mean Field Models

Because of the large transition moments associated with the vibrational excitations and as a result of the particle-vibration coupling, the single-particle states become clothed moving in a cloud of quanta ([14] p.420). What we call a nucleon, can be physically described part of the time by the action of the bare nucleon, but another fraction of the total history also involves the action of the collective vibrations. Within this framework, the distinction between single-particle and collective motion is set in the proper perspective without indulging in the pervasive and according to [112] perverse sharp antithetical connotation found in the literature, to emerge as two deeply interweaved complementary aspects of the finite many-body nuclear problem. This is the reason which justifies to treat the E1-decay of the PDR of ^{11}Li and that connecting the $\widetilde{1/2}^- \rightarrow \widetilde{1/2}^+$ transition of ^{11}Be , and parity inversion found at the basis of them, on equal footing.

As mentioned previously, the distinction between elastic- and plastic-like collectivity has profound physical consequences in the low-energy nuclear structure. For example the coupling to the GDR is of little importance concerning the single-particle self energy, while the polarisation contribution to the effective charge can lead to almost an order of magnitude reduction of it. In the process, the GDR builds up its EWSR content. Essentially the only way a single-particle transition can avoid losing its "collective" $\approx 1 B_W(E1)$ character, is to be associated with single-particle wavefunctions displaying a small overlap with those which build up the GDR. That is, the scenario of neutron skin in general and of the neutron halo

in particular.

Concerning a plastic mode, e.g. a low-lying quadrupole vibration, displaying an energy $\hbar\omega$ much smaller than the distance between single-particle states, the self energy effect on the single-particle can be conspicuous and approach the static limit. Within this context one can mention parity inversion in ^{11}Be and make reference to [113–116]. However, when the frequency of the plastic mode, like for example the quadrupole vibration of the core ^{10}Be , is of the order of the distance between the single-particle levels, the ω –dependence of the renormalization processes has to be taken explicitly into account. Let alone the induced interaction in the case of a two-particle system arising from the exchange of the quadrupole vibration (^{12}Be), or of the soft $E1$ –mode(^{11}Li). Especially, because in such a situation, the system can be close to a resonant phenomenon. *Resonant behaviour which is expected to be found in e.g. the absolute differential cross sections associated with the reactions $^{11}\text{Be}(p,d)^{10}\text{Be}(2^+)$ and $^9\text{Li}(t,p)^{11}\text{Li}(gs)$ as a function of the proton and triton bombarding energies respectively.* Phenomenon observed in electron tunnelling across a junction between metallic superconductors as a function of the biasing potential, and providing information on the electron-phonon coupling (inversion of Eliashberg equations [28]). Let us now return to the discussion of the static limit in the case of ^{11}Be .

It could be argued that in ^{11}Li the pygmy resonance carrying of the order of one Weisskopf unit can be viewed as a single-particle $s \rightarrow p$ transition as, for example, in the case of the $1/2^- \rightarrow 1/2^+$ transition in ^{11}Be discussed in [115, 116] (see also [113, 114]). Parity inversion results, in the model used, from a static, axially symmetric quadrupole deformation. This makes the $1/2^+([2201/2])$ downsloping component of the $1d_{5/2}$ orbital and the upsloping $1/2^-([1011/2])$ $1p_{1/2}$ state to invert parity at $\beta_2 \approx 0.6$ (Nilsson levels cf. Fig 5.1 p. 221 of ref. [14]). This is not surprising, as collective and single-particle motion emerge from the same features of the nuclear forces [112].

In spite of its attractiveness, and to the extent the validity of the parallel made between $E1$ -transitions in ^{11}Li and in ^{11}Be holds, such a picture seems to be contradicted by experiment. In fact, the dipole resonance populated in the $^{11}\text{Li}(d,d')^{11}\text{Li}(1^-)$ reaction, with centroid $E_X = 1.03 \pm 0.03$ MeV and width (FWHM) of 0.51 ± 0.11 MeV [10] displays a single peak. This testifies against the presence of a static quadrupole deformation (see [14] Fig. 6-21, p. 491). Furthermore, such a description of ^{11}Be lacks some important physics: the exclusion principle, and the tendency -dynamical instability- of the system to acquire a

permanent dipole moment. To come down to threshold, the $2s_{1/2}$ couples strongly to the quadrupole vibration of the core ^{10}Be , mainly through the $1d_{5/2}$ state, leading to a self-energy (polarization) energy shift of ≈ -1 MeV. Because the main component of this quadrupole vibration corresponds to the $(1p_{3/2}^{-1}-1p_{1/2})$ configuration ($X_{1p_{3/2}^{-1}-1p_{1/2}} = 1.02$ [1]), the self energy (correlation) process resulting from the exchange of the $1p_{1/2}$ nucleon and the same nucleon participating in the vibration leads to a repulsive, exclusion principle, correction and to an upshift in energy of $\approx +2$ MeV. In the process, the $|\widetilde{1/2}^{-}\rangle$ state becomes almost degenerate with the $|\widetilde{1/2}^{+}\rangle$ state, although higher in energy by about 300 keV (parity inversion). As a result of the dressing process, the single-particle content of both the $1/2^{+}$ and $1/2^{-}$ states is only $\approx 80\%$, as needed to reproduce the absolute differential cross sections observed in $^{10}\text{B}(d,p)$ and $^{11}\text{Be}(p,d)$ (see [117, 118] and refs. therein.)

In connection with the single-particle states at the basis of the neutron degrees of freedom of ^{11}Li , i.e. ^{10}Li , the $|\widetilde{1/2}^{+}\rangle$ and $|\widetilde{1/2}^{-}\rangle$ renormalised states provide an overall account of the single-particle content observed in $^9\text{Li}(d,p)^{10}\text{Li}$ and $^{11}\text{Li}(p,d)^{10}\text{Li}$ reactions (see [63, 119–121]; see also [122] and [123]).

Concerning the dipole instability and associated conspicuous dipole zero-point fluctuations, the phenomenon is common to nuclei around the $N = 6$ closed shell system (see e.g. [124] and refs. therein). In particular one can mention ⁵: a) ^{10}Be in which case the lowest 1^{-} state is almost degenerate with the first (second) $0^{+}(2^{+})$ states at ≈ 6 MeV, and thus essentially at threshold ($S_n = 6.81$ MeV); b) ^{11}Be , in which case $|\widetilde{1/2}^{-}\rangle$ state is found at 0.32 MeV above the $|\widetilde{1/2}^{+}\rangle$ ground state, with $S_n = 501$ keV and a dipole $B(E1)$ -value close to one Weisskopf unit ($B_{sp}(E1)$); c) ^{12}Be , in which case the first excited 0^{+} (2.24 MeV) and first excited 1^{-} state (2.70 MeV), likely a fragment of the soft dipole mode, are rather close in energy, the 1^{-} state being not far from threshold ($S_n = 3.17$ MeV); d) ^{11}Li in which case one observes a concentration of dipole strength with centroid $\lesssim 1$ MeV and a width of about 0.5 MeV ($S_{2n} \approx 369$ keV [10]), the associated inelastic cross section not being inconsistent with a $B(E1)$ of the order of one single-particle unit.

The above examples, provide a scenario which resembles that described by Lane [8] when confronted with the unexpected positive correlation of neutron and partial photon widths of neutron resonances. Quoting: “the resolution of this problem arises from the existence

⁵ See [118, 125, 126] for an analysis of the interplay between $E1$ transitions, parity inversion and continuum in Be isotopes.

of the "giant" and "pygmy" dipole resonance ... The vital question is: what is the nature of the small amount of $E1$ strength in the threshold region? There are two sources of this: (i) the effect of random dissipative forces on the collective state broadens it, and introduces a random "tail" into the threshold region, (ii) a systematic residuum of $1p - 1h$ strength which belongs to the threshold region. The data on (n, γ) spectra at $185 < A < 208$ shows an anomalous bump which has been interpreted [86] as a "pygmy" dipole resonance centred at $E_\gamma \approx 5.5$ MeV. This shows that (ii) ... can be regarded as arising from a single collective state which is the doorway state for photons in the threshold region. The only remaining question is whether this state has a large component of the $s \rightarrow p$ transition ... a calculation of ^{208}Pb strongly suggests that it is large. "

It is important to mention that the QRPA wavefunction of the $E1$ -soft dipole resonance ($E_x \approx 0.75$ MeV) of ^{11}Li , aside from having a large $(1p_{1/2}^{-1}, 2s_{1/2})_{1-}$ component ($X_{1p_{1/2}^{-1}-2s_{1/2}} \approx 0.847$, see Fig. 3 below as well as Table 1), has a number of other components implying p - h jumps across major shells, typical of the $\Delta N = 1$ component of the GDR. In fact, the value of these components as well as their relative phases play a central role in screening the pygmy dipole resonance from being depleted from $E1$ -strength by the GDR, allowing this mode to retain a consistent fraction of the TRK sum rule ($\approx 6 - 8\%$).

One can then posit that without a screening factor (small overlap), most of the ($s \rightarrow p$)- $E1$ strength will have been shifted to higher energies (repulsive character of the symmetry potential). In fact, typical $E1$ transitions between pure single-particle orbitals of nuclei lying along the stability valley are of the order of $\lesssim 10^{-2}$ Weisskopf units.

Summing up, it can be stated that the above microscopic description of the ^{11}Li soft dipole mode provides a physical picture of the mechanism described in point (ii) of ref. [8]. Furthermore, it is well established that the damping width of giant resonances, including also an eventual long tail, arises from the coupling to doorway states made out of an uncorrelated particle-hole excitation and a collective low-lying vibration [108, 109] (see also [7]). Damping which, for collective states like the GDR, is strongly suppressed due to cancellations. Consequently, mechanism (i) can hardly be the origin of a soft dipole mode. On the other hand, this cancellation and resulting reduced width provides, arguably, a solution to the (quoting again from [8]): "... striking inconsistency between the calculations and recent data on the $E1$ widths of 1^- states of ^{208}Pb in the region near 5.5 MeV." This is in keeping with the fact that the calculations referred to were based essentially on uncorrelated damping of

particles and holes, thus predicting widths much larger than experimentally observed.

Aside from the above issues we are interested, in the present paper, to shed light on a somewhat ignored, but central role played by the soft $E1$ -mode in the low-energy nuclear structure spectrum, essentially reflecting its large amplitude, plastic properties (cf. [1, 16, 127, 128]). In other words, in the interweaving of dipole modes essentially degenerate with the ground state and single-particle motion, in particular as intermediate boson. *As a bonus, one acquires what can be considered the specific probe of an important type of nuclear deformation: isotropic radial deformation. Such deformation is closely connected with the neutron skin leading to incipient and/or well defined halo structures.*

IV. ELEMENTARY MODES OF NUCLEAR EXCITATION

Nuclear structure can be described in terms of elementary modes of excitation (cf. [14, 129, 130] and refs. therein). Each elementary mode is associated with a different ground state (Fig. 1). Hartree-Fock ($a_k|HF\rangle = 0$, $[H, a_i^\dagger] = \varepsilon_i a_i^\dagger$; $\varepsilon_i < \varepsilon_F$, $\varepsilon_k > \varepsilon_F$) for single particle motion, i.e. elementary modes of excitation obtained adding or removing a particle to or from a nuclear orbital, and carrying transfer quantum numbers $\beta = \pm 1$. RPA ($\Gamma_\alpha(\beta = 0)|\tilde{0}\rangle_v = 0$, $\Gamma_\alpha^\dagger(\beta = 0) = \sum_{ki}(X_{ki}\Gamma_{ki}^\dagger + Y_{ki}\Gamma_{ki})$, $\Gamma_{ki}^\dagger = a_k^\dagger a_i$, $[H, \Gamma_\alpha^\dagger] = \hbar\omega_\alpha \Gamma_\alpha^\dagger$) for collective particle-hole-like vibrations, as well as for pairing vibrations ($\Gamma_\alpha(\beta = \pm 2)|\tilde{0}\rangle_{pv} = 0$, $\Gamma_\alpha^\dagger(\beta = +2) = \sum_k X_k \Gamma_k^\dagger + \sum_i Y_i \Gamma_i$, where $\Gamma_k^\dagger = a_k^\dagger a_k^\dagger$ and $\Gamma_i = a_i^\dagger a_i^\dagger$, and similarly for $\Gamma_\alpha^\dagger(\beta = -2)$). Thus, the nuclear ground state can, within the subspace of these modes (also called collective coordinates in other fields of many-body research) and to a good approximation, be written as

$$|\tilde{0}\rangle = |HF\rangle \otimes |\tilde{0}\rangle_v \otimes |\tilde{0}\rangle_{pv},$$

in the case of nuclei displaying double or single closed shells and as (intrinsic system),

$$|\tilde{0}\rangle = |\text{Nilsson}(HFB)\rangle \otimes |\tilde{0}\rangle_{\beta,pv} \otimes |\tilde{0}\rangle_\gamma,$$

in the case of quadrupole deformed superfluid open shell nuclei displaying β - and pairing-vibrations ($K = 0$) which mix, and γ -vibrations ($K = 1$) [14]. Elementary modes of excitation contain a large fraction of the nuclear correlations, their interweaving being amenable to a field theoretical treatment (see [129–133] and refs. therein). Within this scenario one can posit that in order that two different *bona fide* elementary modes of excitation with the

same quantum numbers and thus ground state, like e.g. the giant dipole and the pigmy dipole resonances (cf. [92–95] and refers. therein) can coexist is that they are essentially build out of single-particle wavefunctions and of particle-hole excitations which display a small overlap $\mathcal{O} \ll 1$).

V. MICROSCOPIC DESCRIPTION OF THE SOFT $E1$ -MODE OF ^{11}Li

Let us now work out the microscopic wavefunction of the soft $E1$ -mode of ^{11}Li , within the framework of QRPA. To be able to do so we have to calculate the U, V occupation factors which, in the present case, as we explain below, is a rather subtle requirement.

Observations indicate that the mean square radius of ^{11}Li is $\langle r^2 \rangle^{1/2} = 3.55 \pm 0.1$ fm [53]. Thus:

$$R(^{11}\text{Li}) = \sqrt{5/3} \langle r^2 \rangle^{1/2} = 4.58 \pm 0.13 \text{ fm.} \quad (1)$$

Making use of the radius expression $R_0 = 1.2A^{1/3}$ fm obtained from systematics of nuclei along the stability valley leads to $R_0 = 2.7$ fm ($A = 11$), while the value $R = 4.58$ fm corresponds to an effective mass number ≈ 56 , five times larger than the actual value.

The above result testifies to the very large isotropic radial deformation of ^{11}Li . Let us parametrize the radius of ^{11}Li as $R = R_0(1 + \beta_0 Y_{00})$ [14] (see Eq. (3.14) of [48]). Thus $\beta_0 = \sqrt{4\pi} \left(\frac{R}{R_0} - 1 \right) \approx 2.5$, which testifies to the extreme exoticity of the phenomenon, associated with a neutron skin (halo) thickness of the order of $R(^{11}\text{Li}) - R_0(^{9}\text{Li}) = R_0(^{9}\text{Li}) \left(\frac{R(^{11}\text{Li})}{R_0(^{9}\text{Li})} - 1 \right) \approx 0.8R_0(^{9}\text{Li})$, where $R_0(^{9}\text{Li}) = 2.5$ fm is the radius of the $N = 6$ closed shell core of ^9Li . In other words, ^{11}Li can be viewed as built out of a normal ^9Li core and of a skin made out of two neutrons moving around the core in a spherical shell of a range of the order 80% the core radius. As a result one is dealing with a rarefied neutron atmosphere of density,

$$\rho \approx \frac{2}{\frac{4\pi}{3} (R(^{11}\text{Li}))^3 - \frac{4\pi}{3} (R_0(^{9}\text{Li}))^3} \approx 0.6 \times 10^{-2} \text{ fm}^{-3}, \quad (2)$$

that is, approximately 4% of saturation density. Within this context $\langle r^2 \rangle_n = 14.5 \text{ fm}^2$ and $\langle r^2 \rangle_p = 4.4 \text{ fm}^2$, leading to a neutron skin of value $\Delta r_{np} \approx 1.71$ fm while $\langle r^2 \rangle_{\text{total}} \approx 11.8 \text{ fm}^2$ (see Fig. 2).

Because $^{10}_3\text{Li}_7$, with one neutron outside closed shell is not bound, while adding a second neutron results in the bound ^{11}Li system, one is confronted with a neutron pairing phe-

nomenon at very low nuclear density. The fact that the two neutron separation energy of ^{11}Li is $S_{2n} = 380$ keV, as compared with ≈ 15 MeV for stable nuclei, as well as the large dimensions of the halo dineutron system, testifies to the fact that we are in presence of a nuclear embodiment of Cooper pair model [27].

In fact, the two neutrons move in the continuum, in particular in the virtual $^6 1/2^+$ (≈ 0.3 MeV) and resonant $1/2^-$ (≈ 0.5 MeV) states [123], on top of a Fermi sea (^9Li core). Let us now switch on the pairing interaction schematically represented by a contact interaction. The matrix elements $\langle j^2(0)|V_\delta|j^2(0)\rangle = \frac{2j+1}{2}G$, where $G = 3V_0/R_0^3 \approx 28/A$ MeV, and $R_0 = 1.2A^{1/3}$ fm, while $V_0 = \frac{294}{4\pi}$ MeV fm $^{-3}$ (see Sect. 2.3 of [16]). Consequently, in the case of ^{11}Li , the strength will be screened out by a factor $^7 \frac{2}{2j+1} \left(\frac{R_0(^{11}\text{Li})}{R(^{11}\text{Li})} \right)^3 \approx (1/4) \times 0.2 \approx 0.05$. In other words, $G(^{11}\text{Li}) = 0.05 (28/11)$ MeV $\approx 0.05 \times 2.5$ MeV ≈ 0.13 MeV. This strength of the pairing interaction is subcritical, the associated matrix element $\langle s_{1/2}^2(0)|V_\delta|s_{1/2}^2(0)\rangle = -130$ keV, not being able to bind the lowest configuration $|s_{1/2}^2(0)\rangle$ of energy $2\varepsilon_{s_{1/2}} \approx 0.6$ MeV. In fact, binding takes place essentially through the induced pairing interaction, the intermediate boson being the the soft dipole mode which exchanged between the two halo neutrons, binds them to the core ^9Li (see Fig. 1 (D)).

Now, to work out the corresponding induced pairing matrix elements, one needs to have a microscopic description of the PDR. But to calculate it one needs to know what the occupation numbers of the single-particle states around the Fermi energy are, that is, to have a microscopic description of the $|gs(^{11}\text{Li})\rangle$ state (bootstrap process). More precisely, writing

$$|gs(^{11}\text{Li}_8)\rangle = |\tilde{0}\rangle_\nu \otimes |p_{3/2}(\pi)\rangle, \quad (3)$$

where $|p_{3/2}(\pi)\rangle$ is the odd proton considered to act as a spectator,

$$|\tilde{0}\rangle_\nu = |0\rangle + \alpha|(p_{1/2}, s_{1/2})_{1-} \otimes 1^-; 0\rangle + \beta|(s_{1/2}, d_{5/2})_{2+} \otimes 2^+; 0^+\rangle, \quad (4)$$

and

$$|0\rangle = a|p_{1/2}^2(0)\rangle + b|s_{1/2}^2(0)\rangle + c|d_{5/2}^2(0)\rangle, \quad (5)$$

is the wavefunction of the two halo neutrons moving around the $N = 6$ closed shell core $^9\text{Li}_6$, a^2 , b^2 and c^2 providing the occupation probabilities needed to carry out a quasiparticle RPA (QRPA) calculation of the soft dipole mode.

⁶ $|\epsilon| = \frac{\hbar^2 \kappa^2}{2m}$ where $\kappa = -1/\alpha$, $\alpha = -\lim_{k \rightarrow 0} \text{tg}(\delta_0)/k$ being the scattering length ([134] p.507).

⁷ The estimate of $2j+1$ for a “normal” system can be carried out making use of $k_F R \approx 1.36 \text{ fm}^{-1} \times 2.7 \text{ fm} \approx 3.7$ and thus $(2 \times 3.7 + 1) \approx 8$.

The first steps in the self consistent process can be started with a BCS-like occupation distribution, calculate the amplitude a , b , c and repeat the process now using the square of these amplitudes, until convergence is achieved. The outcome of these calculations regarding the neutron states of ^{10}Li is:

$$|\widetilde{1/2}^+\rangle = \sqrt{0.98}|s_{1/2}\rangle + \sqrt{0.02}|(d_{5/2} \otimes 2^+) 1/2^+\rangle, \quad (6)$$

$$|\widetilde{1/2}^-\rangle = \sqrt{0.94}|p_{1/2}\rangle + \sqrt{0.06}|((p_{1/2}, p_{3/2}^{-1})_{2^+} \otimes 2^+)_{0^+}, p_{1/2}; 1/2^-\rangle, \quad (7)$$

where $|2^+\rangle$ stands for the low-lying quadrupole collective vibration of ^9Li ($\hbar\omega_2 \approx 3.3$ MeV, $\beta_2 \approx 0.7$).

In practice, a simplified description was carried out, making use of Saxon-Woods potentials to approximately reproduce both neutron and proton single-particle states, and BCS to determine the associated occupation numbers (see ref. [1]). The continuum was discretized by placing the system in a spherical box of radius $R_{box} = 40\text{fm}$. Convergence was controlled by changing the value of R_{box} . It is of notice that Lenske et al. [3] found that the method of discretization of the continuum leads to results which reproduce those obtained through the exact treatment of the continuum, provided R_{box} is about ten times the nuclear radius of ^{11}Li (≈ 4.6 fm). The QRPA solution of the full dipole response calculated using a separable dipole-dipole interaction of self consistent strength was carried out in a two-quasiparticle basis with energies again up to 50 MeV [1, 14].

A summary of the results associated with ^{11}Li are displayed, for both the (gs) and the soft $E1$ -mode, in Fig. 3. The interplay between (dynamical) quadrupole deformations and the soft $E1$ -mode plays, in this barely bound nucleus, a central role, as observed by the ^{10}Li single-particle states (Fig. 1(C)) and by the ^{11}Li ground state. Within this last connection, 50% of this state corresponds to the component associated with the exchange of the soft dipole mode between the halo neutrons. Concerning the single-particle basis states, (6) and (7), one observes that between 2%-6% corresponds to configurations involving the ^9Li quadrupole phonon, coupling responsible for parity inversion. While one would deem such probabilities quite small, one has to remember that we are referring to continuum states. To compare with a similar set of states of the halo, bound nucleus ^{11}Be , we have to take care of the poor overlap ($\mathcal{O} \approx 0.2$) existing between the virtual and resonant $|\widetilde{1/2}^+\rangle$ and $|\widetilde{1/2}^-\rangle$ states of ^{10}Li and those of the core ^9Li . Thus, $0.02/\mathcal{O} \approx 0.1$ and $0.06/\mathcal{O} \approx 0.3$ are the numbers which better compare to the ^{11}Be situation.

Finally in Tables I and II, the QRPA wavefunctions representative peaks of the soft dipole mode and of GDR are displayed.

V.1. E1-strength function and transition densities

Before analyzing the QRPA results of the full dipole linear response of ^{11}Li , in particular the soft dipole mode, let us discuss the so-called “continuum threshold effect” [6] (see also e.g. [88] pp 717,718).

The model used in [6] considers the motion of a nucleon of mass m in a spherical square-well potential, in which the $1p-1h$ transition strength can be calculated analytically. While the results presented mainly dwell with the unperturbed quadrupole response, unperturbed dipole and octupole responses are also considered.

In Fig. 4 a) we reproduce for convenience (the upper part of) Fig. 8 of [6], which displays contributions to the dipole EWSR S^{EW} (see Eq. (8) below), in comparison with our results for the neutron degrees of freedom. (Fig. 4 b)), in keeping with the fact that in [6] only one type of nucleons are considered, and that no explicit mention of a Coulomb potential is made. Aside from the fact that the high lying peak is, in our case, broader than in that of the example of [6], in keeping with the important role played by Landau damping in the small system ^{11}Li , the similitude of both results is apparent: low-lying concentration of strength in the continuum. In keeping with the fact already mentioned in Sect. III.2, that single-particle and collective motion emerge from the same features of the nuclear forces [112], this phenomenon is at the basis of the mechanism to generate unperturbed (ph) neutron skin (halo) transition densities behaving differently (out of phase) than unperturbed (ph) core ones, as discussed in Sect. III.1. And because of the small overlap between the core single-particle states and those at threshold the associated, new, uncorrelated dipole strength will mainly remain at low energy even after the residual dipole interaction has been switched on (QRPA).

Within this context let us now turn to the dipole ($\lambda = 1$) energy weighted sum rule for only neutrons (N), namely

$$S^{EW} = \frac{9}{4\pi} \frac{\hbar^2}{2m} N. \quad (8)$$

Consequently, whatever strength is found at low-energy cannot be but at the expenses of the high-lying peak, as is shown by the percentages of S^{EW} we display in Fig. 4 b).

If one now considers also the protons, the full unperturbed dipole function of ^{11}Li acquires an accumulation of strength around 20 – 25 MeV, precursor of the GDR which again emphasizes the (single-particle)–collective motion connection (Fig. 5). And this concludes

the discussion of the unperturbed (ph) dipole response function.

We then diagonalize in the corresponding basis of two quasiparticles states the dipole interaction in the QRPA as explained in [1]. Adjusting the value of the strength around the self-consistent estimate [14] so as to have the lowest root at zero energy (spurious state, see below), one obtains the energies and wavefunctions of the QRPA normal modes, that is, the correlated linear dipole function. Examples of these quantities are given in Tables I and II.

Making use of these wavefunctions, the associated transition densities $\delta\rho^i$, providing a compact visualization of the spatial structure of the normal modes i , in particular their proton and neutron relation and thus isospin character, can be calculated. Before proceeding with the discussion of the results, let us dwell on a technical point.

Limitations in numerical accuracy results in the fact that the lowest root of the QRPA solutions, labeled in what follows *closest to zero* (ctz), is at a very small but finite energy. A limitation which results in the presence of some (small) amount of spuriousity in the RPA solutions (\tilde{X} , \tilde{Y}) and transition densities. In order to eliminate them, we have followed a method similar to that of ref. [135]. Namely, that of subtracting an amount a^i of the transition density associated with that of the (ctz) mode, from all the QRPA roots $i \neq (\text{ctz})$, that is

$$\delta\rho_p^i = \delta\tilde{\rho}_p^i - a_p^i \delta\tilde{\rho}_p^{\text{ctz}} \quad (9)$$

and

$$\delta\rho_n^i = \delta\tilde{\rho}_n^i - a_n^i \delta\tilde{\rho}_n^{\text{ctz}}. \quad (10)$$

The coefficients a^i are determined through the relations (see Fig. 6)

$$\int \delta\rho_p^i r^3 dr + \int \delta\rho_n^i r^3 dr = 0, \quad (11)$$

and

$$\int \delta\rho_p^i r^3 dr = N/A \int \delta\tilde{\rho}_p^i r^3 dr - Z/A \int \delta\tilde{\rho}_n^i r^3 dr, \quad (12)$$

so as to ensure center of mass rest and isovector strength conditions fulfilled.

Making use of these quantities, the associated $B(E1)$ -values were worked out. Broadening each individual state with a Lorentzian function of width (FWHM) Γ which changes slowly with energy (square root behaviour and equal to 0.25 MeV ($E = 1$ MeV) and 1.10 MeV ($E = 20$ MeV)), the corresponding $dB(E1, \omega)/d\omega$ ($\text{e}^2\text{fm}^2/\text{MeV}$) strength function (Fig. 7) and associated EWSR as a function of energy (Fig. 8) were worked out. One can observe

two concentrations of strength. The lowest one (soft dipole mode) built up of approximately 1.5×10 states, the highest (GDR) containing about 1.5×10^2 states. The soft $E1$ -mode is characterized by a centroid $E_{soft} \approx 0.75$ MeV, a width (FWHM) $\Gamma_{soft} \approx 0.5$ MeV and EWSR of 6 %. The fact that the wavefunctions of this mode have about twenty components with $|X| > 0.1$ and that $\sum |Y|^2 \approx 0.4$ (ground state correlations), testifies to the robust collectivity of the soft $E1$ -mode. The second peak displays: $E_{GDR} \approx 24$ MeV, $\Gamma_{GDR} \approx 11$ MeV, and EWSR $\approx 90\%$. It is of notice that, although in the inset to Fig. 7 we display, for the sake of clarity, the soft $E1$ -mode in the energy range 0 – 2 MeV, this state extends up to 6 – 7 MeV (see Fig. 8a)).

Aside from the difference in energies and widths, the two collective modes also display, from a structural point of view, rather different dynamical properties. In the case of the GDR (Fig. 9 (b)) the neutron and the proton transition densities show (disregarding local oscillations) rather similar shapes which are in anti-phase (protons vibrating against the neutrons). Concerning the soft dipole mode (Fig. 9(a)), the transition density shows an in-phase motion of the neutrons and protons belonging to the inner part of the nucleus (the core region) which is in anti-phase with the neutron (halo) skin. Within this context, it is of notice the similitude of the present results with those associated with the PDR of ^{208}Pb and of ^{122}Sn and, reported in Fig. 3 of ref. [7] (^{208}Pb) and in Fig. 5 of ref. [9] (^{122}Sn), as can be seen also from Fig. 9 (right and left panels labeled ^{208}Pb a ^{122}Sn respectively). A similitude which extends, as expected, also to the transition densities associated with the GDR and displayed in the same figure.

Further support for the validity of the mechanism unifying the physics at the basis of PDR and soft $E1$ -modes is provided by studies of the nuclear dipole response at finite temperature. The phenomenon of thermally unblocking particle-hole pairs (\widetilde{ph}) with both single-nucleon states above the Fermi energy allows for the appearance of low-energy dipole states extending outside the core nucleons and leading to a neutron skin which oscillates out of phase with respect to a core in which protons and neutron vibrate in phase. Such a behaviour, typical of a PDR, is observed e.g. in connection with the $E_X = 3.49$ MeV dipole state of the neutron rich nucleus $^{68}_{28}\text{Ni}_{40}$ excited at a temperature of $T = 3$ MeV. as testified by the transition density displayed in Fig. 10, and of the corresponding wavefunction made out mainly of \widetilde{ph} components with $\varepsilon_{\widetilde{ph}} > \varepsilon_F$, namely $(3s_{1/2} \rightarrow 3p_{3/2})n$, $(2d_{5/2} \rightarrow 3p_{3/2})n$ and $(3s_{1/2} \rightarrow 3p_{1/2})n$ (see Table I of [110]). Increasing the temperature to $T = 4$ MeV, the

strongest dipole state lying below 10 MeV, and carrying 72.4% of the 0–10 MeV strength, moves down in energy to $E_x = 2.55$ MeV. The robustness of the above parlance is further confirmed by results found in the case of the neutron deficient nucleus $^{100}_{50}\text{Sn}$ at $T = 3$ MeV, displaying in this case a proton skin and, fittingly, a soft $E1$ -mode (e.g. the state at 4.13 MeV), where the proton skin oscillates against an isospin saturated core [111].

In an attempt at shedding light on the role quantal fluctuations play in the $E1$ -soft mode of ^{11}Li under discussion, we have recalculated the transition densities, but this time without including ground state correlations (GSC). That is, setting the Y -component of the QRPA wavefunctions to 0, and normalizing to 1 the sum squared of X components. The results are displayed in Fig. 11. In the case of the soft dipole mode the effect of GSC is quite important and constructively coherent throughout for both protons and neutrons (Fig. 11(a)). In the case of the GDR, ground state correlations, which essentially only act on the core neutrons, lead to destructive interference (Fig. 11(b)). Eliminating their effect results in the elimination of oscillations in $\delta\rho_n$ ($r \lesssim R_0$), and lead to a transition density which better resembles the paradigm of an isovector mode. A result consistent with the fact that the Y -components foster, in the present case (^{11}Li), the (pp) component of two-quasiparticle collective modes, and that the GDR is essentially a correlated (ph) -excitation. In other words, GSC oppose the collectivity of the GDR. By the same token one can posit that the two-quasiparticle wavefunction of the soft $E1$ -mode is dominated by its (pp) -component, consistent with a vortex-like mode. Expressing it differently, a dipole Cooper pair (see e.g. [7, 26] and refs. therein).

Summing up: a) the concentration of 6% of the dipole EWSR in a peak of centroid $E_X \lesssim 1$ MeV and width $\Gamma \approx 0.5$ MeV; b) the wavefunctions of the states forming it having about 15 phase correlated components, displaying about 30% of ground state correlations, and associated transition densities consistent with a well developed neutron skin ($\Delta r_{np} \approx 1.71$ fm) which oscillates out of phase with respect to an isospin saturated core, testifies to the fact that the soft $E1$ -mode of ^{11}Li , can be viewed as an elementary mode of excitation.

There is however, an essential difference between the otherwise physically similar modes. In e.g. ^{208}Pb and ^{122}Sn although the vibrational amplitude of the PDR and the role of pairing are larger than in the case of the GDR, the PDR is still a small amplitude mode. On the other hand pairing, at the level of single Cooper pair, plays an important role in the case of the low-energy dipole resonance of ^{11}Li , being this mode a large amplitude vibration.

Within this context, the analysis of the flow pattern associated with low-energy E1-modes (see e.g. [136] as well as [7]) may provide new possibilities to better characterize the broad species low-energy E1-modes, eventually distinguishing between e.g. the low- and high-energy bin (6.0-8.8 MeV and 8.8 MeV-10.5 MeV in ^{208}Pb) and these, from the soft-E1 mode of ^{11}Li . A possibility to help at making the conclusions of [136] non only a theoretical classification, is that of probing these modes through both anelastic processes (e.g. γ, γ' , inelastic scattering, Coulomb excitation, etc) and two-particle transfer reactions (e.g. (p,t), (t,p) etc), and to study the role ground state correlations play in reproducing (predicting) the associated absolute differential cross sections. A subject touched upon in connection with Fig. 11.

VI. HINDSIGHT

The origin of the pigmy resonance in light halo nuclei, namely, parity inversion, is a many-body effect going beyond mean field as testified by the large particle–vibration coupling vertices between the quadrupole vibration of the core and the halo neutrons $s_{1/2}$ (≈ -3 MeV) and $p_{1/2}$ (≈ -3.9 MeV) and by the population of the lowest $1/2^-$ member of the multiplet ($2^+ \otimes p_{3/2}$) of ^9Li in the reaction $^{11}\text{Li}(p,t)^9\text{Li}$ ($1/2^-$; 2.69 MeV) [4, 5] and of the quadrupole vibration in ^{10}Be in the reaction $^{11}\text{Be}(p,d)^{10}\text{Be}(2^+; 3.33 \text{ MeV})$ [117, 118]. Let alone by the results of the QRPA calculation presented here, namely of the GDR, of the soft E1-mode and of a dipole state at zero energy, comprehensively exhausting the TRK sum rule, these last two states carrying 6% ($\approx 1B_W(E1)$) and 0% of it respectively) (within this context, see [135, 137]).

Origin also documented by the experimental values of the inelastic $^{11}\text{Li}(d,d')^{11}\text{Li}(1^-; 1 \text{ MeV})$ [10] and $^{11}\text{Li}(p,p')^{11}\text{Li}(1^-; 0.80 \text{ MeV})$ [55] cross sections, as well as of the decay strength $B(E1; 1/2^- \rightarrow 1/2^+)$ between the parity inverted first excited $|\widetilde{1/2^-}\rangle$ (0.18 MeV) and the ground state $|\widetilde{1/2^+}\rangle$ states of ^{11}Be [138], both quantities corresponding to $\approx 1 B_W(E1)$ ($\approx 0.1 \text{ e}^2 \text{ fm}^2$). Within this context it is important to remember the subtle relation existing between collective and single-particle motion. Assuming the full TRK sum rule $S(E1) = 14.8 \frac{NZ}{A} \text{ e}^2 \text{ fm}^2$ to be concentrated in the GDR ($\hbar\omega_{GDR} \approx 80 \text{ MeV A}^{-1/3}$), one expects the associated E1-strength to be $^8 \approx 3.75 \times 10^{-2} A^{4/3} \text{ e}^2 \text{ fm}^2$, which for $A=11$ amounts

⁸ In this estimate we have used the approximate relation valid for nuclei with large neutron excess like

to $0.92 e^2 \text{ fm}^2$ and thus to $\approx 9B_W(E1)$. Let us now calculate the $B(E1)$ between the dressed single-particle states of ^{11}Be $|\widetilde{p}_{1/2}\rangle$ and $|\widetilde{s}_{1/2}\rangle$. Taking into account contributions arising from many-body processes associated quadrupole, octupole and pairing vibrational modes as explained in [118] (see supplemental material) one obtains $\approx 0.12 e^2 \text{ fm}^2$, i.e. almost 13% of the E1-strength associated with a GDR assumed to contain 100% of the EWSR. Whether one calls this result a collective or a pure single-particle transition is arguably just semantics.

The usual depletion of the low-energy E1 strength measured by the dipole effective charge squared $(e(E1)_{eff})^2 \approx (-0.5\tau_z(1 + \chi))^2 \approx 10^{-2} e^2$ ($\chi = -0.7, \tau_z = \pm 1$ (n,p)) is here essentially screened out by the poor overlap between core and halo nucleons. In other words. one finds in the case of ^{11}Li a negligible depletion instead of the conspicuous one observed in stable nuclei lying along the stability valley and leading to typical E1-single particle strength $\leq 10^{-2} B_W(E1)$ ($A \geq 45$) (see [139–142]).

A second issue concerning the dipole response in nuclei with neutron excess is related to the isovector-isoscalar character of the collective mode. In a similar way in which the states of a nucleus in a very strong external magnetic field pointing along the z -axis cannot be characterised by a definite angular momentum, the isoscalar and isovector states get strongly mixed in nuclei like $^{11}_3\text{Li}_8$ displaying very large neutron excess ($(N-Z)/A \approx 0.5$).

VII. CONCLUSIONS

Weakly bound two quasiparticle (ph) states with low centrifugal barriers, e.g. (sp^{-1}) configurations at threshold are, in neutron rich nuclei, at the basis of the presence of a neutron skin. Thus, of collective modes in which the neutron skin oscillates against the nucleons of the core. Both in nuclei lying along the stability valley as well as in exotic halo systems lying along the neutron dripline, these vibrations display common, universal features and rightly deserve a common name. Likely that of Pygmy Dipole Resonances (PDR).

Halo Cooper pairs or better halo pair addition vibrations and pygmy dipole resonances are two novel plastic modes of nuclear excitation. Experimental studies of these excitations, in particular of pygmy resonance based on excited neutron halo states are within reach of

²⁰⁸Pb and ¹¹Li, $N/A \approx 0.67$ and $Z/A \approx 0.33$, leading to $NZ/A \approx 0.2A$.

experimental ingenuity and techniques. They are expected to shed light on a basic issue which has been with us since the formulation of BCS theory of pairing: the microscopic mechanism to break gauge invariance and thus of the variety of origins of nuclear pairing, beyond the bare NN -pairing force.

Furthermore, they are likely to open a new chapter in the probing of the Axel-Brink hypothesis: its state dependence. This phenomenon can be instrumental in modulating the transition between cold and warm (equilibrated) excited nuclei, let alone provide a microscopic way to study a new form of inhomogeneous damping. *Namely radial isotropic deformation. The importance of this mechanism, which has partially entered the literature under the name of neutron-skin*, is underscored by the fact that, in ^{11}Li it is able to bring down from the GDR (or equivalently, impede the GDR to bring up continuum-like strength) by tens of MeV, a consistent fraction of the TRK sum rule associated with the GDR.

But even more important, because it provides a laboratory to study the fashion in which the above mentioned “deformation” affects nuclear matter. Matter which is little compliant to undergo either compressions (saturation) or “depressions”. In the first case by reacting through a mini supernova. In the second, by obliterating the effects of the short range strong force acting in the 1S_0 channel and of the symmetry potential.

VIII. ACKNOWLEDGEMENTS

Discussions with H. Lenske are gratefully acknowledged. F. B. and E. V. acknowledge funding from the European Union Horizon 2020 research and innovation program under Grant Agreement No. 654002. F.B. thanks the Spanish Ministerio de Economía y Competitividad and FEDER funds under project FIS2017-88410-P. During the inception of the present work A.I. was supported by the Helmholtz Association through the Nuclear Astrophysics Virtual Institute (VH-VI-417) and the Helmholtz International Center for FAIR within the framework of the LOEWE program launched by the state of Hesse. We gratefully acknowledge technical help from Davide S. R. Azzini.

Appendix A: Inhomogeneous damping of PDR in anomalously radially extended exotic halo nuclei

The correlation length of the Cooper pair associated with the two halo neutrons of ^{11}Li is ([28], p. 18),

$$\xi_0 = \frac{\hbar v_F}{\pi |E_{corr}|} \approx 20 \text{ fm}, \quad (\text{A1})$$

in keeping with the fact that⁹ in ^{11}Li $v_F/c \approx 0.16$ and $E_{corr} \approx -0.5$ MeV.

Making use of the radius of ^9Li obtained from systematics, $R_0 = 1.2 \times 9^{1/3} \text{ fm} = 2.5 \text{ fm}$, one can calculate the effective radius of ^{11}Li using the correlation length of a Cooper pair,

$$(R_{eff}^2(^{11}\text{Li}))^{1/2} = \left(\frac{9}{11} R_0^2(^9\text{Li}) + \frac{2}{11} \left(\frac{\xi_0}{2} \right)^2 \right)^{1/2} = 4.8 \text{ fm}; \quad (\langle r^2 \rangle^{1/2} = \sqrt{\frac{3}{5}} R_{eff} \approx 3.7 \text{ fm}), \quad (\text{A2})$$

not inconsistent with the experimental findings $\langle r^2 \rangle^{1/2} = 3.55 \pm 0.1 \text{ fm}$ [53].

One can then estimate the single-particle overlap probability associated with $\varphi(^{11}\text{Li})_{halo}$ and with $\varphi(^{11}\text{Li})_0$, making use of Eq. (A2) and of the value of the radius (obtained from systematics) of an hypothetical normal nucleus of mass $A = 11$, namely $R_0(^{11}\text{Li}) = 1.2 \times (11)^{1/3} \text{ fm} \approx 2.67 \text{ fm}$, i.e.

$$\mathcal{O} = |\langle \varphi(^{11}\text{Li})_{halo} | \varphi(^{11}\text{Li})_0 \rangle|^2 = \left(\frac{R_0}{R_{eff}} \right)^3 = \left(\frac{2.67}{4.8} \right)^3 \approx 0.17. \quad (\text{A3})$$

Thus, the sloshing back and forth of the neutrons against the protons associated with the core leads to a GDR (consistent with the $R_0 = 1.2A^{1/3} \text{ fm}$ systematics), while the transition densities of the PDR are dominated by the neutron halo contributions with respect to an isospin saturated core.

We are likely confronted with both a new mechanism to break gauge invariance [144], as well as a novel way to study the evolution of giant resonances based on excited states *and thus learn about homogeneous radial deformation of both ground and excited states.*

Within this context one can mention the extremely different role GQR and low-lying large amplitude quadrupole vibrations play in the fission and exotic decay of nuclei. The low-lying vibrations are essential in bringing the system into the necking situation (cf. [16]

⁹ One can write $(v_F/c) = (k_F)_{f_{m-1}}/5$. For nuclei lying along the stability valley, $k_F \approx 1.36 \text{ fm}^{-1}$ ([143], p. 140). An estimate for ^{11}Li is provided by $k_F(^{11}\text{Li}) \approx 1.36 \text{ fm}^{-1} (R_0(^{11}\text{Li})/R(^{11}\text{Li})) \approx 0.8 \text{ fm}^{-1}$. Thus $(v_F/c) \approx 0.16$ and $\epsilon_F \approx 13 \text{ MeV}$.

Ch. 7, and refs. therein), giant quadrupole resonances hardly being able to contribute other than with polarization effects.

Appendix B: Continuum discretization

There are different possibilities to simultaneously treat bound and continuum states. Among others, to use a harmonic oscillator basis properly adjusting the restoring force constant [126], to discretize the continuum by enclosing the mean field potential in a spherical box of appropriate radius to guarantee convergence [145] (see also [146]), let alone a detailed treatment of it in terms of running waves, as is done in describing reaction processes (see e.g. Sect .IV.1), or using Lorenz integral techniques [147].

Different methods to simultaneously treat bound and continuum states have been used in the calculations of the low-lying dipole response. We have discretized the continuum by enclosing a Saxon-Woods potential in a spherical box of appropriate radius to guarantee convergence. Other calculations have adopted an exact treatment of the continuum [148, 149], have used a harmonic oscillator basis to perform shell model calculations [150], or have adopted the complex scaling method [151].

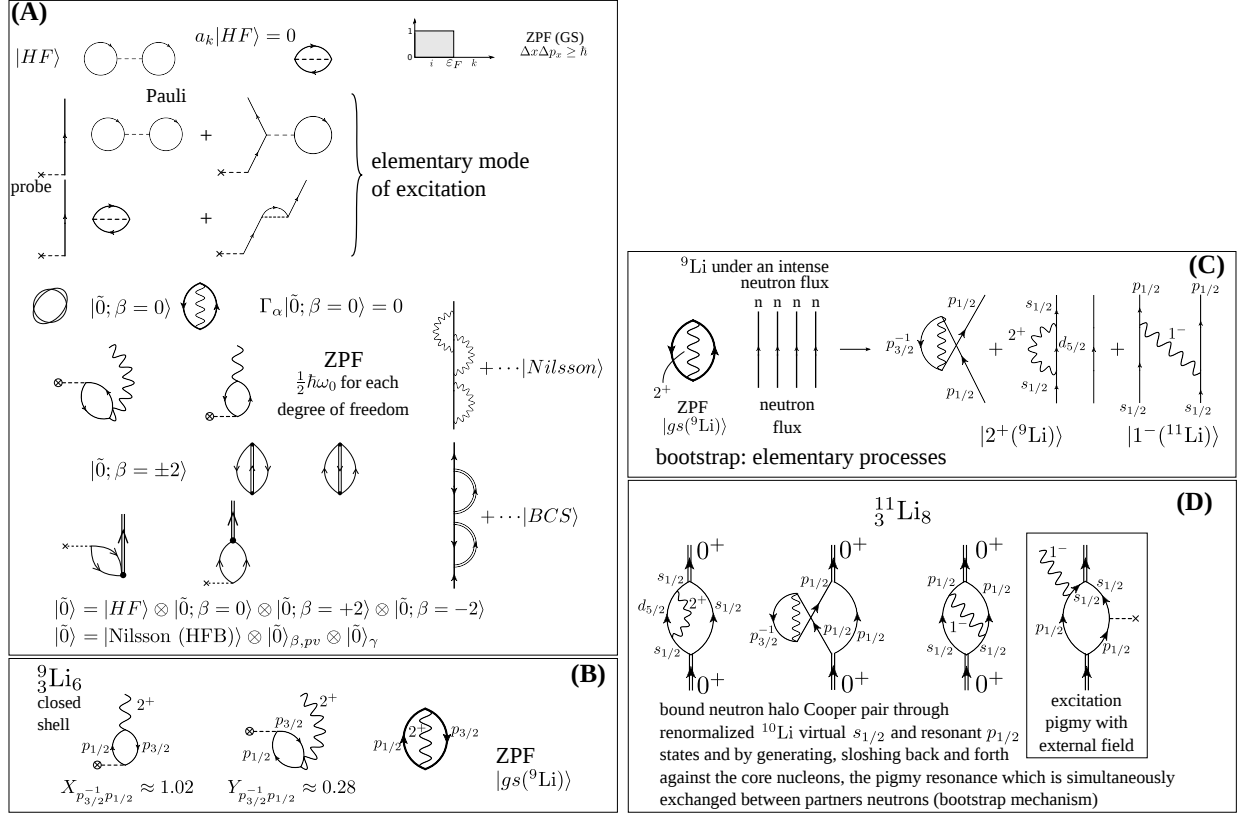


FIG. 1: Each elementary mode of excitation has its proper ground state, tantamount to saying its individual quantal ZPF, as well as to refer to the possibility of exciting each mode making use of the specific probe, as can be seen in **(A)**: (upper) independent-particle motion and one-particle transfer ($\beta = \pm 1$); (middle) surface, particle-hole-like ($\beta = 0$) vibrations; (lower) pairing vibrations and two-particle transfer ($\beta = \pm 2$). **(B)** Quadrupole excitations (RPA) and ZPF of the quadrupole mode of the core of ${}^{11}\text{Li}$ (of notice that the $p_{3/2}(\pi)$ proton single-particle state is not explicitly shown, being considered as a spectator). **(C)** the lowest 2^+ vibration of ${}^9\text{Li}$ evidenced also through the ZPF become real in a *Gedanken experiment* in which a target of ${}^9\text{Li}$ subject to an intense flux of neutrons, essentially traps two of them at threshold ($s_{1/2}$ and $p_{1/2}$). By sloshing back and forth against the protons and neutrons of the ${}^9\text{Li}$ core, it generates a soft dipole resonance (labeled pigmy for convenience) which exchanged between the $s_{1/2}^2(0)$, $p_{1/2}^2(0)$ configurations (bootstrap mechanism), binds the Cooper pair neutron halo (neutron halo pair addition mode). **(D)**: in other words, the soft (dipole) resonance in ${}^{11}\text{Li}$ cannot exist without the two halo neutrons, nor the two halo neutrons can bind the ${}^9\text{Li}$ core without the soft $E1$ -resonance, the two modes acting in a symbiotic fashion.

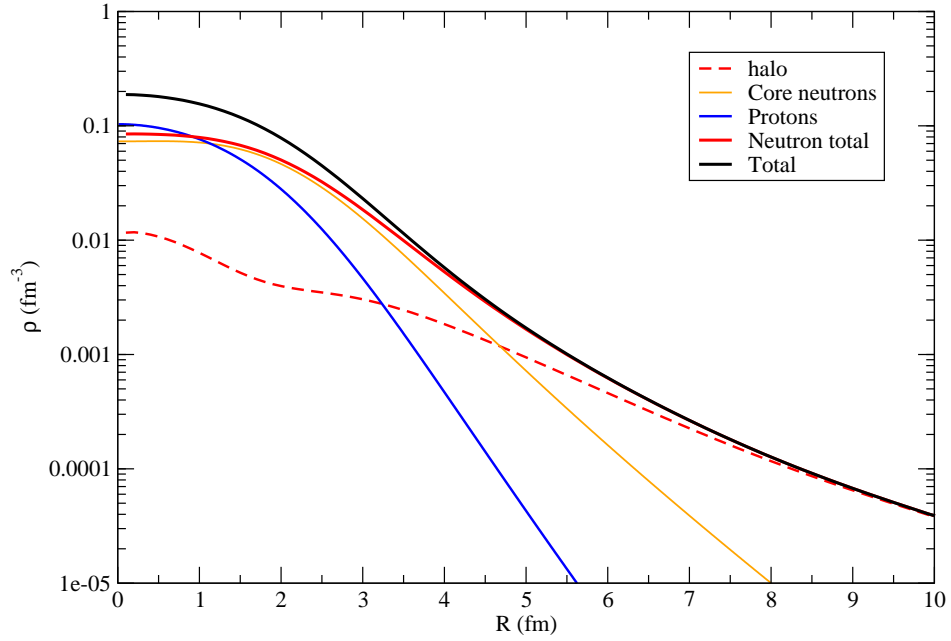


FIG. 2: Density of ^{11}Li calculated within the framework of nuclear field theory for the renormalisation of the single-particle levels close to threshold (see Fig. 1(D)). The halo refers to the wavefunction (5) (modulus squared). See also Fig. 3.

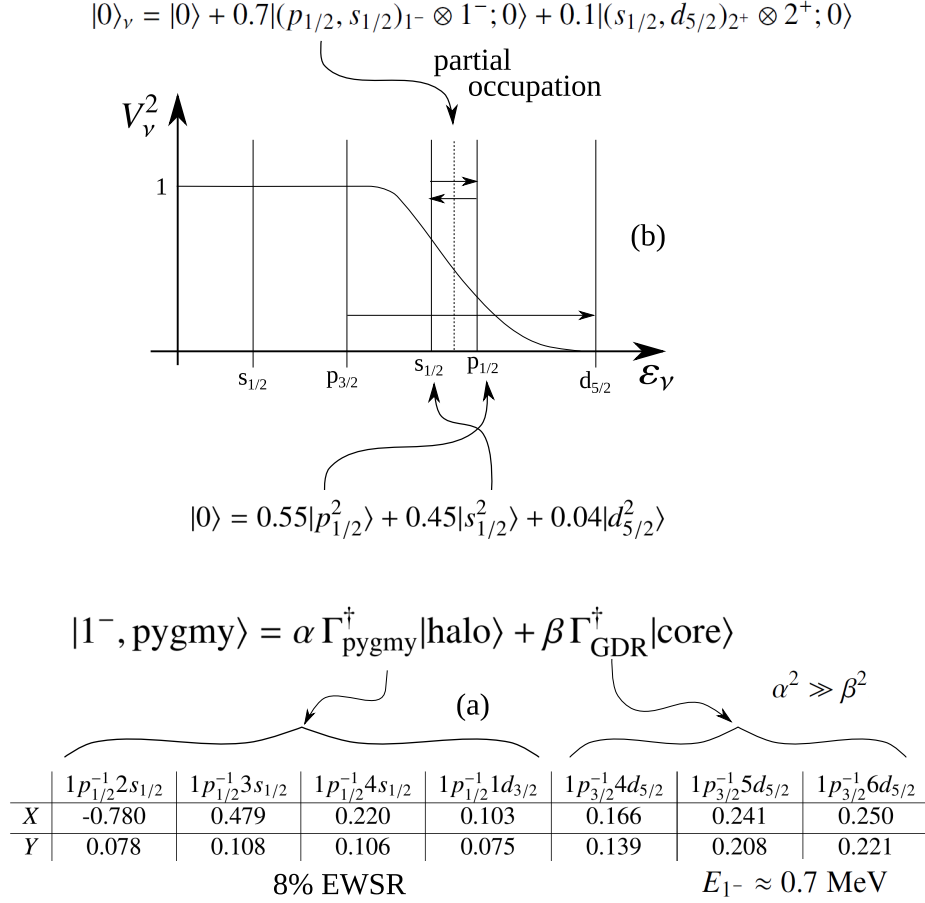


FIG. 3: Schematic representation of (a) the QRPA calculations of the soft dipole mode (labeled pygmy for convenience) of ^{11}Li and associated results. Namely X and Y QRPA amplitudes divided, for didactic purposes, into low-lying (pygmy) and high lying (GDR) $p-h$ excitations. It is of notice that throughout the $p_{3/2}$ proton state is not shown being treated as a spectator; (b) schematic representation of the connection between occupation numbers and nuclear field theory wavefunction describing the two halo neutrons. The wavefunction of the state is expressed in the laboratory system, immaterial as far as the $E1$ -distribution strength is concerned, the $B(E1)$ strength being calculated making use of a dipole operator which eliminates the contributions of the center of mass motion.

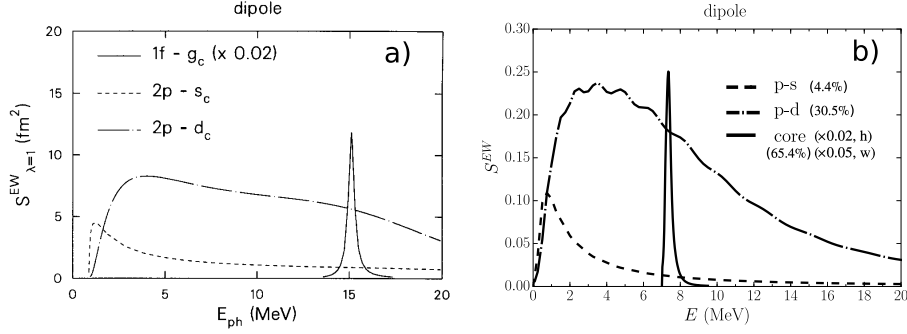


FIG. 4: Unperturbed contributions to the dipole EWSR for a single type of nucleons (neutrons), from selected transitions into the continuum as indicated by the labels; **a)** after Fig. 8 of ref. [6]; **b)** present work (note the scaling factors in both height (h) and width (w)); the % associated with the $p-s$, $p-d$ halo particle-hole (ph) contributions and with the core ph ones (quantities in parenthesis), sum to 100% as expected (see Eq. (8))

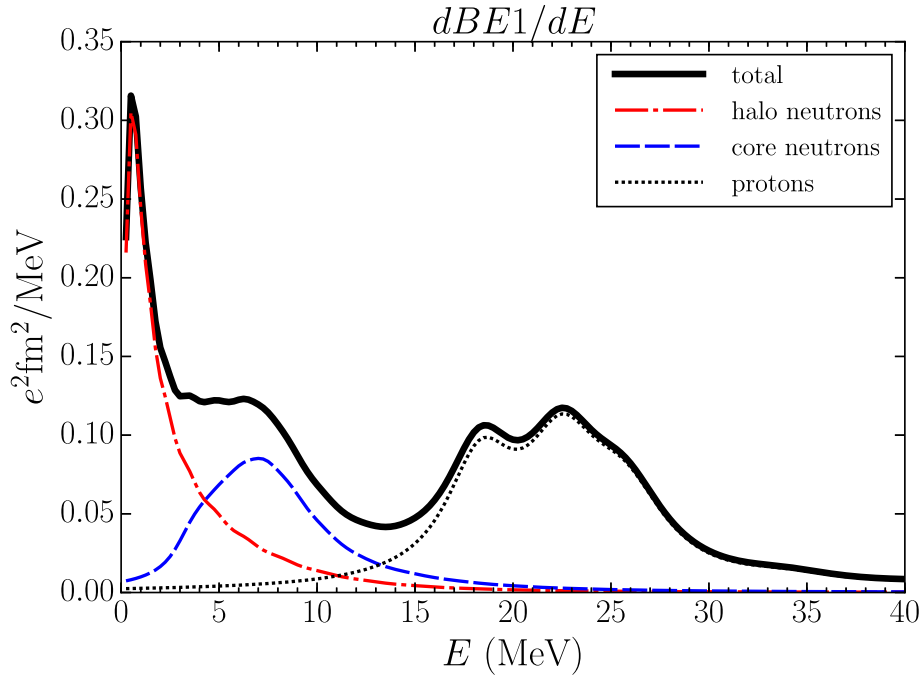


FIG. 5: Total (protons plus neutrons) unperturbed contributions to the dipole strength function.

Integrated over energy E , it accounts for 100% of the EWSR: $S(E1) = \frac{9}{4\pi} \frac{\hbar^2 e^2}{2m} \frac{NZ}{A}$ [14]

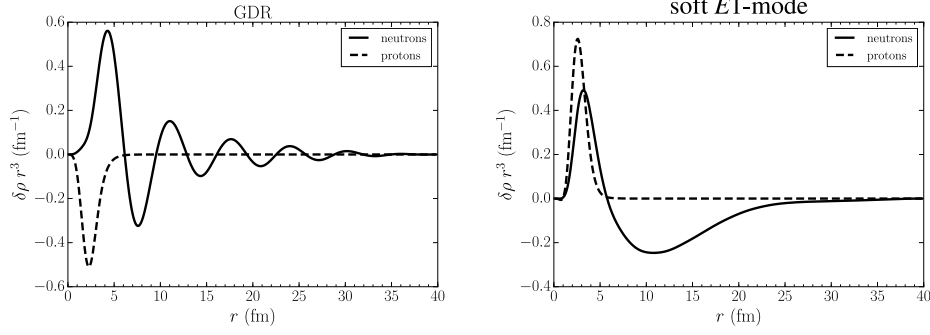


FIG. 6: Transition densities multiplied by r^3 associated with three states representative of the soft $E1$ -mode and with the GDR of ^{11}Li , calculated making use of the wavefunctions displayed in Tables I and

II.

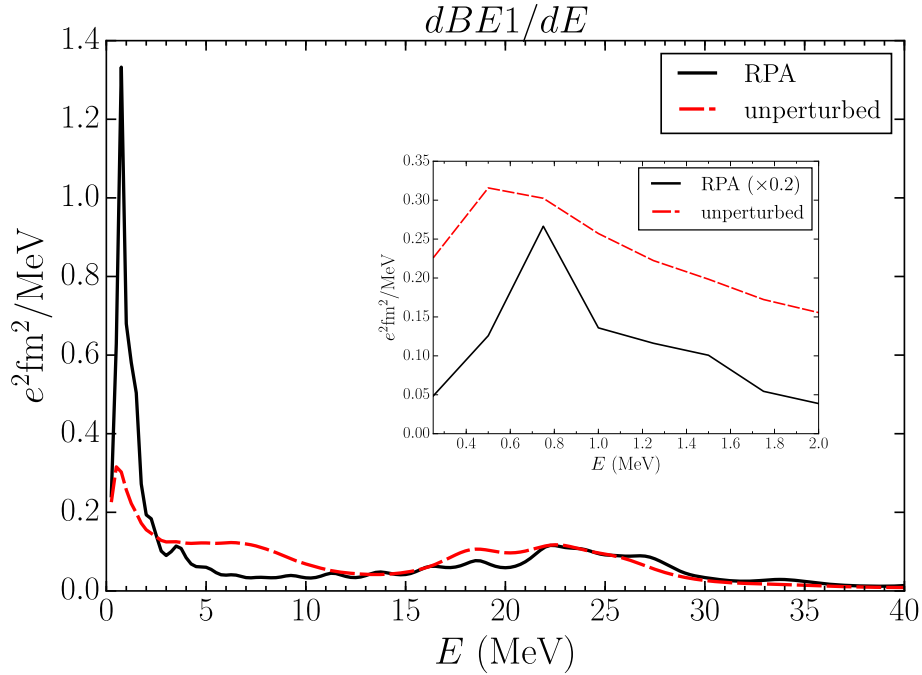


FIG. 7: Full response function $\frac{dB(E1, E)}{dE}$ ($e^2 \text{fm}^2/\text{MeV}$) associated with ^{11}Li . In the inset the $\frac{dB(E1, E = 0 - 2 \text{ MeV})}{dE}$ ($e^2 \text{fm}^2/\text{MeV}$) is again displayed.

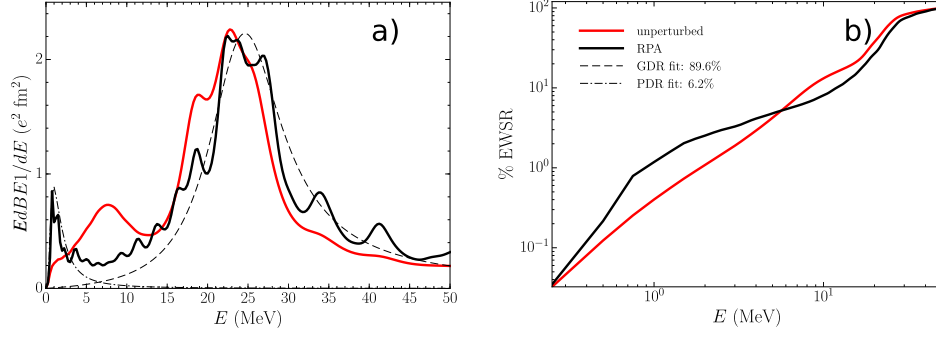


FIG. 8: a) Same as Fig. 7 but multiplied by the excitation energy E . b) Integrated EWSR as a function of the energy.

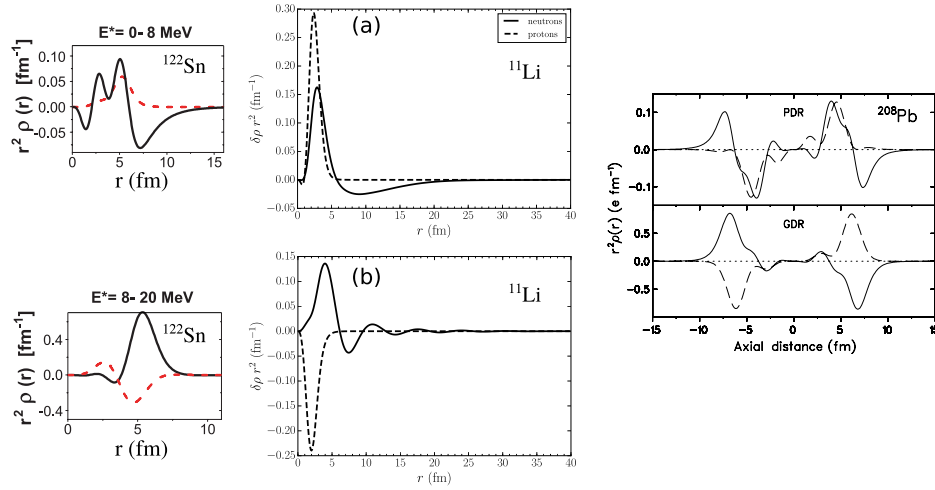


FIG. 9: Transition densities multiplied by r^2 associated with three states representative of the soft dipole mode (a), and with the GDR (b) of ^{11}Li (see Tables I and II). In the right and left panels the same quantities associated with the PDR and GDR of ^{208}Pb [7] and ^{122}Sn [9] are displayed.

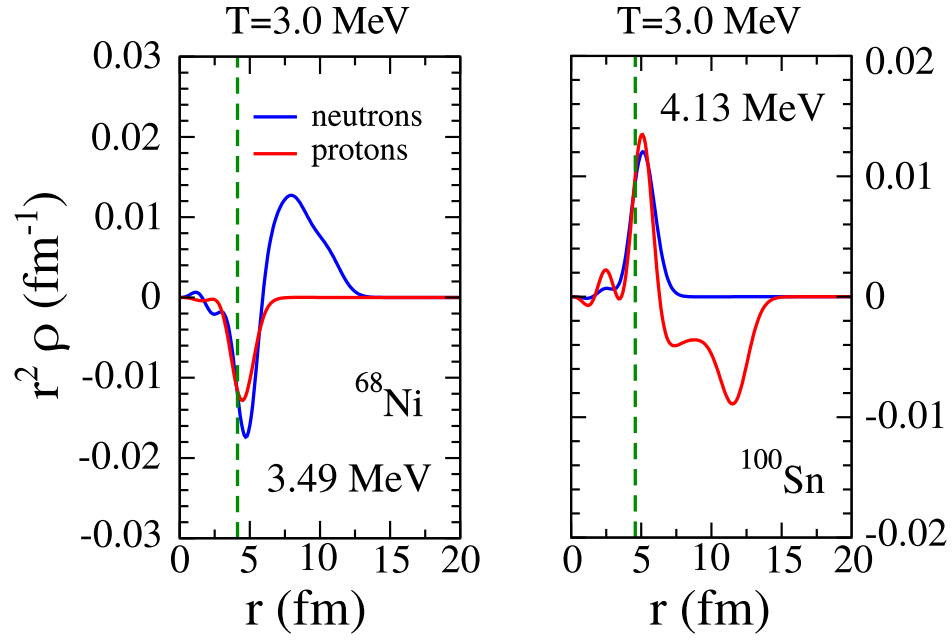


FIG. 10: Transition densities associated with the states at $E_X = 3.49$ MeV and 4.13 MeV of ^{68}Ni and ^{100}Sn respectively, at a temperature of $T = 3$ MeV in both cases (after [110] and [111]).

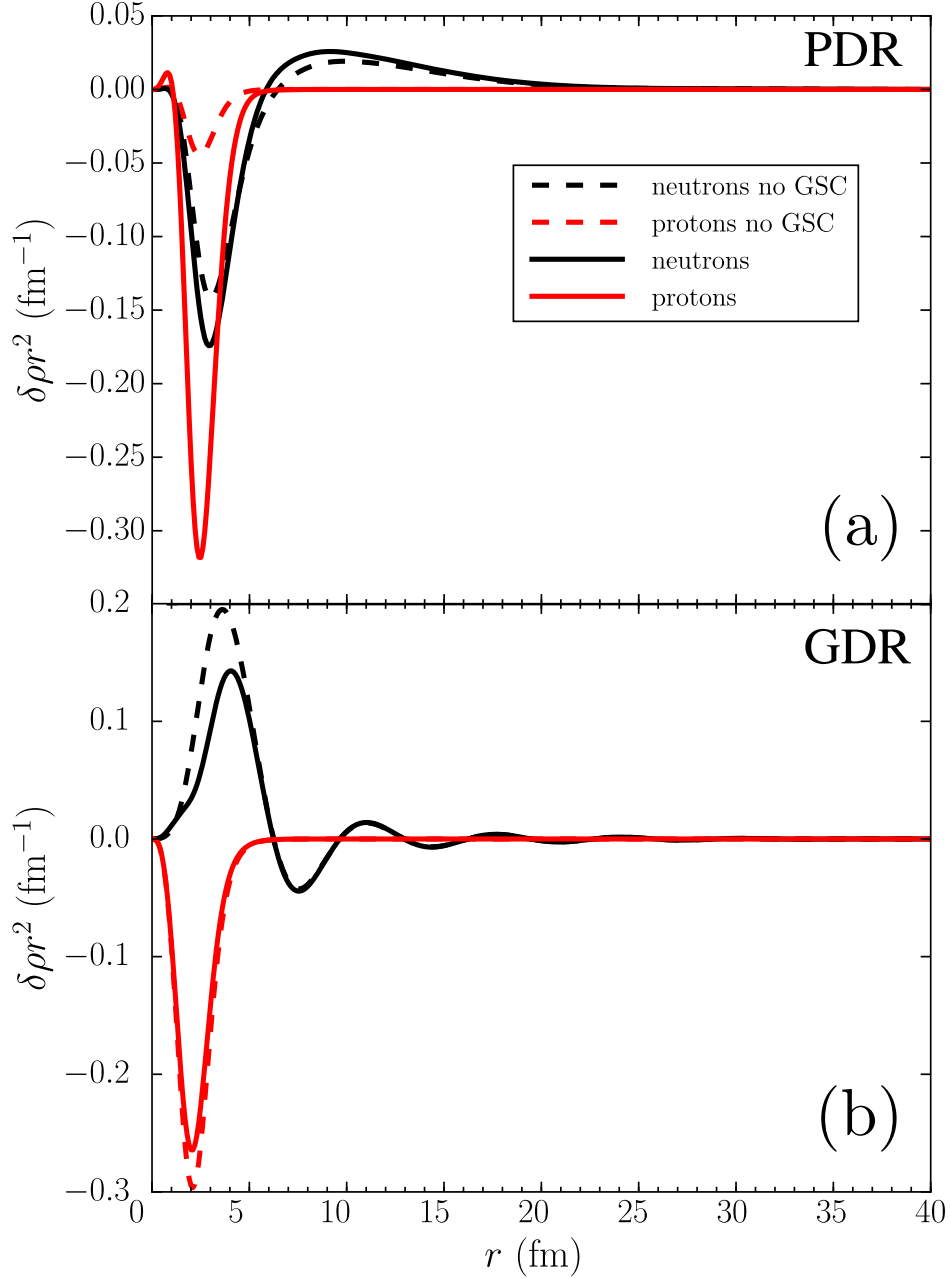


FIG. 11: (color online) **(a)** The transition densities associated with the PDR shown in Fig. 9(a) are here displayed again in comparison with the corresponding quantities labeled (noGSC) and calculated without taking into account the Ground State Correlations (RPA continuous curve, (noGSC) dashed curve); **(b)** same but for the GDR (Fig. 9(b)).

i	j	X_{ij}	Y_{ij}	i	j	X_{ij}	Y_{ij}	i	j	X_{ij}	Y_{ij}			
ν	$2s_{1/2}$	$1p_{1/2}$	-0.780	0.078	ν	$2s_{1/2}$	$1p_{1/2}$	-0.119	0.048	ν	$3s_{1/2}$	$1p_{1/2}$	-0.118	0.040
ν	$3s_{1/2}$	$1p_{1/2}$	0.479	0.108	ν	$3s_{1/2}$	$1p_{1/2}$	-0.748	0.074	ν	$4s_{1/2}$	$1p_{1/2}$	-0.821	0.046
ν	$4s_{1/2}$	$1p_{1/2}$	0.220	0.106	ν	$4s_{1/2}$	$1p_{1/2}$	0.410	0.080	ν	$5s_{1/2}$	$1p_{1/2}$	0.250	0.046
ν	$5s_{1/2}$	$1p_{1/2}$	0.144	0.093	ν	$5s_{1/2}$	$1p_{1/2}$	0.181	0.075	ν	$6s_{1/2}$	$1p_{1/2}$	0.116	0.043
ν	$6s_{1/2}$	$1p_{1/2}$	0.106	0.080	ν	$6s_{1/2}$	$1p_{1/2}$	0.117	0.067	ν	$1p_{3/2}$	$4d_{5/2}$	0.144	0.081
ν	$1p_{3/2}$	$4d_{5/2}$	0.166	0.139	ν	$1p_{3/2}$	$4d_{5/2}$	0.170	0.121	ν	$1p_{3/2}$	$5d_{5/2}$	0.201	0.125
ν	$1p_{3/2}$	$5d_{5/2}$	0.241	0.208	ν	$1p_{3/2}$	$5d_{5/2}$	0.243	0.183	ν	$1p_{3/2}$	$6d_{5/2}$	0.201	0.135
ν	$1p_{3/2}$	$6d_{5/2}$	0.250	0.221	ν	$1p_{3/2}$	$6d_{5/2}$	0.249	0.196	ν	$1p_{3/2}$	$7d_{5/2}$	0.156	0.112
ν	$1p_{3/2}$	$7d_{5/2}$	0.199	0.180	ν	$1p_{3/2}$	$7d_{5/2}$	0.196	0.161	ν	$1p_{3/2}$	$8d_{5/2}$	0.113	0.085
ν	$1p_{3/2}$	$8d_{5/2}$	0.148	0.135	ν	$1p_{3/2}$	$8d_{5/2}$	0.144	0.122	ν	$1p_{1/2}$	$9d_{3/2}$	-0.126	0.014
ν	$1p_{3/2}$	$9d_{5/2}$	0.110	0.102	ν	$1p_{3/2}$	$9d_{5/2}$	0.107	0.093	ν	$1p_{1/2}$	$10d_{3/2}$	0.187	0.026
ν	$1p_{1/2}$	$4d_{3/2}$	0.103	0.075	ν	$1p_{1/2}$	$2d_{3/2}$	0.168	0.024	ν	$1p_{1/2}$	$11d_{3/2}$	0.121	0.040
ν	$1p_{1/2}$	$5d_{3/2}$	0.119	0.095	ν	$1p_{1/2}$	$3d_{3/2}$	0.114	0.043	ν	$1p_{1/2}$	$12d_{3/2}$	0.113	0.053
ν	$1p_{1/2}$	$6d_{3/2}$	0.128	0.108	ν	$1p_{1/2}$	$4d_{3/2}$	0.117	0.063	ν	$1p_{1/2}$	$13d_{3/2}$	0.111	0.064
ν	$1p_{1/2}$	$7d_{3/2}$	0.128	0.112	ν	$1p_{1/2}$	$5d_{3/2}$	0.126	0.081	ν	$1p_{1/2}$	$14d_{3/2}$	0.104	0.068
ν	$1p_{1/2}$	$8d_{3/2}$	0.117	0.106	ν	$1p_{1/2}$	$6d_{3/2}$	0.131	0.094	π	$1p_{3/2}$	$1d_{5/2}$	0.245	0.210
π	$2s_{1/2}$	$1p_{3/2}$	-0.136	-0.131	ν	$1p_{1/2}$	$7d_{3/2}$	0.128	0.099					
π	$1p_{3/2}$	$1d_{5/2}$	0.337	0.322	ν	$1p_{1/2}$	$8d_{3/2}$	0.116	0.094					
					π	$2s_{1/2}$	$1p_{3/2}$	-0.130	-0.12					
					π	$1p_{3/2}$	$1d_{5/2}$	0.322	0.294					

TABLE I: Main RPA components of the wavefunction of states associated with the soft dipole mode of

¹¹Li, of excitation energy 0.65, 1.21 and 2.00 MeV respectively.

i	j	X_{ij}	Y_{ij}	i	j	X_{ij}	Y_{ij}	i	j	X_{ij}	Y_{ij}			
ν	$1s_{1/2}$	$6p_{3/2}$	-0.138	0.004	ν	$1s_{1/2}$	$8p_{3/2}$	-0.185	0.004	ν	$14s_{1/2}$	$1p_{3/2}$	0.175	-0.003
ν	$1s_{1/2}$	$7p_{3/2}$	0.176	0.004	ν	$1s_{1/2}$	$9p_{3/2}$	0.101	0.003	ν	$15s_{1/2}$	$1p_{1/2}$	-0.687	0.002
ν	$1s_{1/2}$	$6p_{1/2}$	0.185	-0.004	ν	$1s_{1/2}$	$7p_{1/2}$	0.248	-0.004	ν	$1p_{3/2}$	$8d_{5/2}$	-0.265	0.004
ν	$1s_{1/2}$	$7p_{1/2}$	-0.155	-0.004	ν	$12s_{1/2}$	$1p_{3/2}$	0.118	-0.007	ν	$1p_{3/2}$	$13d_{3/2}$	0.406	-0.002
ν	$11s_{1/2}$	$1p_{3/2}$	0.134	-0.007	ν	$13s_{1/2}$	$1p_{3/2}$	-0.386	-0.006	ν	$1p_{1/2}$	$14d_{3/2}$	0.326	0.003
ν	$12s_{1/2}$	$1p_{3/2}$	-0.216	-0.006	ν	$14s_{1/2}$	$1p_{1/2}$	0.119	0.003	π	$1s_{1/2}$	$3p_{1/2}$	-0.189	0.006
ν	$1p_{3/2}$	$9d_{5/2}$	-0.119	0.015	ν	$1p_{3/2}$	$10d_{5/2}$	-0.104	0.013	π	$2s_{1/2}$	$1p_{3/2}$	-0.228	0.005
ν	$1p_{3/2}$	$10d_{5/2}$	-0.281	0.012	ν	$1p_{3/2}$	$11d_{5/2}$	-0.209	0.011	π	$1p_{3/2}$	$1d_{5/2}$	0.109	-0.010
ν	$1p_{3/2}$	$11d_{5/2}$	0.303	0.010	ν	$1p_{3/2}$	$12d_{5/2}$	0.464	0.009					
ν	$1p_{3/2}$	$10d_{3/2}$	0.208	-0.005	ν	$1p_{3/2}$	$11d_{3/2}$	0.133	-0.005					
ν	$1p_{1/2}$	$11d_{3/2}$	-0.384	0.010	ν	$1p_{3/2}$	$12d_{3/2}$	-0.133	-0.004					
ν	$1p_{1/2}$	$12d_{3/2}$	0.141	0.008	ν	$1p_{1/2}$	$13d_{3/2}$	-0.280	0.009					
π	$1s_{1/2}$	$1p_{3/2}$	0.570	-0.004	ν	$1p_{1/2}$	$14d_{3/2}$	0.158	0.007					
					π	$1p_{3/2}$	$1d_{5/2}$	0.459	0.004					

TABLE II: Main RPA components of the wavefunctions of states associated with the GDR of ^{11}Li , of excitation energy 18.61, 22.13 and 27.26 MeV respectively.

-
- [1] F. Barranco, P. F. Bortignon, R. A. Broglia, G. Colò, and E. Vigezzi, “The halo of the exotic nucleus ^{11}Li : a single Cooper pair,” Europ. Phys. J. A, vol. 11, p. 385, 2001.
- [2] I. Brida, F. Nunes, and B. Brown, “Effects of deformation in the three-body structure of ^{11}Li ,” Nuclear Physics A, vol. 775, no. 1, pp. 23 – 34, 2006.
- [3] H. Lenske, F. Hofmann, and C. M. Keil, “Probing isospin dynamics in halo nuclei,” Prog. Part. Nucl. Phys., vol. 46, pp. 187–196, 2001.
- [4] I. Tanihata, M. Alcorta, D. Bandyopadhyay, R. Bieri, L. Buchmann, B. Davids, N. Galinski, D. Howell, W. Mills, S. Mythili, R. Openshaw, E. Padilla-Rodal, G. Ruprecht, G. Sheffer, A. C. Shotter, M. Trinczek, P. Walden, H. Savajols, T. Roger, M. Caamano, W. Mittig, P. Roussel-Chomaz, R. Kanungo, A. Gallant, M. Notani, G. Savard, and I. J. Thompson, “Measurement of the two-halo neutron transfer reaction $^1\text{H}(^{11}\text{Li}, ^9\text{Li})^3\text{H}$ at 3 MeV,” Phys. Rev. Lett., vol. 100, p. 192502, 2008.
- [5] G. Potel, F. Barranco, E. Vigezzi, and R. A. Broglia, “Evidence for phonon mediated pairing interaction in the halo of the nucleus ^{11}Li ,” Phy. Rev. Lett., vol. 105, p. 172502, 2010.
- [6] F. Catara, C. Dasso, and A. Vitturi, “Low-lying component in strength distributions of weakly bound neutron-rich nuclei,” Nuclear Physics A, vol. 602, no. 2, pp. 181 – 196, 1996.
- [7] N. Ryezayeva, T. Hartmann, Y. Kalmykov, H. Lenske, P. von Neumann-Cosel, V. Y. Ponomarev, A. Richter, A. Shevchenko, S. Volz, and J. Wambach, “Nature of low-energy dipole strength in nuclei: The case of a resonance at particle threshold in ^{208}Pb ,” Phys. Rev. Lett., vol. 89, no. 27, p. 272502, 2002.
- [8] A. Lane, “Partial width correlations and common doorway states,” Annals of Physics, vol. 63, no. 1, p. 171, 1971.
- [9] N. Tsoneva and H. Lenske, “Pygmy dipole resonances in the tin region,” Physical Review C, Nuclear Physics, vol. 77, 2 2008.
- [10] R. Kanungo, A. Sanetullaev, J. Tanaka, S. Ishimoto, G. Hagen, T. Myo, T. Suzuki, C. Andreoiu, P. Bender, A. A. Chen, B. Davids, J. Fallis, J. P. Fortin, N. Galinski, A. T. Gallant, P. E. Garrett, G. Hackman, B. Hadinia, G. Jansen, M. Keefe, R. Krücken, J. Lighthall, E. McNeice, D. Miller, T. Otsuka, J. Purcell, J. S. Randhawa, T. Roger, A. Rojas, H. Savajols, A. Shotter, I. Tanihata, I. J. Thompson, C. Unsworth, P. Voss, and Z. Wang, “Evidence

- of soft dipole resonance in ^{11}Li with isoscalar character,” Phys. Rev. Lett., vol. 114, p. 192502, May 2015.
- [11] G. F. Bertsch, “Vibrations of the atomic nucleus,” Scientific American, vol. 248, no. 5, pp. 62–73, 1983.
- [12] S. Rogers, “Large amplitude oscillatory shear: Simple to describe, hard to interpret,” Physics Today, vol. 71, no. 7, pp. 34–40, 2018.
- [13] A. Bohr, “Excitations in nuclei,” in Contemporary Physics: Trieste Symposium 1968. Vol. II. Proceedings of the International Symposium on Contemporary Physics, 1969.
- [14] A. Bohr and B. R. Mottelson, Nuclear Structure, Vol.II. New York: Benjamin, 1975.
- [15] F. Barranco, R. A. Broglia, and G. F. Bertsch, “Exotic radioactivity as a superfluid tunneling phenomenon,” Phys. Rev. Lett., vol. 60, no. 6, p. 507, 1988.
- [16] D. Brink and R. A. Broglia, Nuclear Superfluidity. Cambridge: Cambridge University Press, 2005.
- [17] A. Bulgac, P. Magierski, K. Roche, and I. Stetcu, “Induced fission of ^{240}Pu within a real-time microscopic framework,” Phys. Rev. Lett., vol. 116, p. 122504, 2016.
- [18] I. Stetcu, A. Bulgac, S. Jin, K. J. Roche, and N. Schunck, “Real time description of fission,” Proceedings of the 15th Varenna Conference on Nuclear Reaction Mechanisms, Varenna, Italy, June 2018. arXiv:1810.04024 [nucl-th].
- [19] J. Grineviciute, P. Magierski, A. Bulgac, S. Jin, and I. Stetcu, “Accuracy of fission dynamic within the time-dependent superfluid local density approximation,” Acta Phys. Pol., vol. B49, p. 591, 2018.
- [20] F. Barranco, R. A. Broglia, G. Gori, E. Vigezzi, P. F. Bortignon, and J. Terasaki, “Surface vibrations and the pairing interaction in nuclei,” Phys. Rev. Lett., vol. 83, p. 2147, 1999.
- [21] J. Terasaki, F. Barranco, E. Vigezzi, R. A. Broglia, and P. F. Bortignon, “Effect of particle-phonon coupling on pairing correlations in finite systems – the atomic nucleus –,” Progr. Theor. Phys., vol. 108, p. 495, 2002.
- [22] G. Gori, F. Ramponi, F. Barranco, P. F. Bortignon, R. A. Broglia, G. Colò, and E. Vigezzi, “Attractive and repulsive contributions of medium fluctuations to nuclear superfluidity,” Phys. Rev. C, vol. 72, p. 011302, 2005.
- [23] A. Idini, F. Barranco, and E. Vigezzi, “Quasiparticle renormalization and pairing correlations in spherical superfluid nuclei,” Phys. Rev. C, vol. 85, p. 014331, 2012.

- [24] A. Idini, G. Potel, F. Barranco, E. Vigezzi, and R. A. Broglia, “Dual origin of pairing in nuclei,” Physics of Atomic Nuclei, vol. 79, pp. 807–810, Nov 2016.
- [25] P. Avogadro, F. Barranco, R. Broglia, and E. Vigezzi, “Quantum calculation of vortices in the inner crust of neutron stars,” Physical Review C, vol. 75, no. 1, p. 012805, 2007.
- [26] G. F. Bertsch and R. A. Broglia, Oscillations in Finite Quantum Systems. Cambridge Monographs on Mathematical Physics, Cambridge University Press, 1994.
- [27] L. N. Cooper, “Bound electron pairs in a degenerate Fermi gas,” Phys. Rev., vol. 104, p. 1189, 1956.
- [28] J. Schrieffer, Superconductivity. New York: Benjamin, 1964.
- [29] J. Bardeen, L. N. Cooper, and J. R. Schrieffer, “Microscopic theory of superconductivity,” Phys. Rev., vol. 106, p. 162, 1957.
- [30] J. Bardeen, L. N. Cooper, and J. R. Schrieffer, “Theory of superconductivity,” Phys. Rev., vol. 108, p. 1175, 1957.
- [31] D. D. Osheroff, R. C. Richardson, and D. M. Lee, “Evidence for a new phase of solid ^3He ,” Phys. Rev. Lett., vol. 28, p. 885, Apr 1972.
- [32] A. J. Leggett, “A theoretical description of the new phases of liquid ^3He ,” Rev. Mod. Phys., vol. 47, p. 331, 1975.
- [33] J. C. Wheatley, “Experimental properties of superfluid ^3He ,” Rev. Mod. Phys., vol. 47, p. 415, Apr 1975.
- [34] D. Vollhardt and P. Wölfle, The superfluid phases of Helium 3. London: Taylor and Francis, 1990.
- [35] A. Bohr, B. R. Mottelson, and D. Pines, “Possible analogy between the excitation spectra of nuclei and those of the superconducting metallic state,” Phys. Rev., vol. 110, p. 936, 1958.
- [36] R. Combescot and S. Giraud, “Normal state of highly polarized fermi gases: Full many-body treatment,” Phys. Rev. Lett., vol. 101, p. 050404, Aug 2008.
- [37] A. Spuntarelli, P. Pieri, and G. Strinati, “Solution of the Bogoliubov–de Gennes equations at zero temperature throughout the BCS–BEC crossover: Josephson and related effects,” Physics Reports, vol. 488, no. 4-5, pp. 111 – 167, 2010.
- [38] L. Giorgetti, L. Viverit, G. Gori, F. Barranco, E. Vigezzi, and R. A. Broglia, “Quasi-particle properties of trapped fermi gases,” Journal of Physics B: Atomic, Molecular and Optical Physics, vol. 38, p. 949, 2005.

- [39] L. N. Cooper and D. Feldman, eds., BCS: 50 years. Singapore: World Scientific, 2011.
- [40] R. A. Broglia and V. Zelevinsky, eds., Fifty years of Nuclear BCS. Singapore: World Scientific, 2013.
- [41] S. P. Walborn, M. O. Terra Cunha, S. Pádua, and C. H. Monken, “Double-slit quantum eraser,” Phys. Rev. A, vol. 65, p. 033818, Feb 2002.
- [42] H. W. C. Postma, T. Teepen, Z. Yao, M. Grifoni, and C. Dekker, “Carbon nanotube single-electron transistors at room temperature,” Science, vol. 293, no. 5527, pp. 76–79, 2001.
- [43] E. A. Shank, A. Cecconi, J. W. Dill, S. Marqusee, and C. Bustamante, “The folding cooperativity of a protein is controlled by its chain topology,” Nature, vol. 465, p. 637, 2010.
- [44] M. Caldarini, P. Sonar, I. Valpapuram, D. Tavella, C. Volonté, V. Pandini, M. A. Vanoni, R. A. Broglia, G. Tiana, and C. Cecconi, “The complex folding behavior of HIV-1–protease monomer revealed by optical–tweezer single–molecule experiment and molecular dynamics simulations,” Biophysical Chemistry, vol. 195, p. 32, 2014.
- [45] G. Potel, A. Idini, F. Barranco, E. Vigezzi, and R. A. Broglia, “Cooper pair transfer in nuclei,” Reports on Progress in Physics, vol. 76, no. 10, p. 106301, 2013.
- [46] I. Tanihata, H. Savajols, and R. Kanungo, “Recent progress in nuclear halo structure studies,” Prog. Part. Nucl. Phys, vol. 68, p. 215, 2013.
- [47] I. Tanihata, “Nuclear physics with RIB’s : how it all started,” Eur. Phys. Jou., vol. 131, p. 90, 2016.
- [48] P. F. Bortignon, A. Bracco, and R. A. Broglia, Giant Resonances. Amsterdam: Harwood Academic Publishers, 1998.
- [49] M. N. Harakeh and A. Van der Woude, Giant resonances: fundamental high-frequency modes of nuclear excitation. Oxford studies in nuclear physics, Oxford: Oxford Univ. Press, 2002.
- [50] M. Nagarajan, S. Lenzi, and A. Vitturi, “Low-lying dipole strength for weakly bound systems: A simple analytic estimate,” Eur. Phys. J. A, vol. 24, p. 63, 2005.
- [51] D. Sackett, K. Ieki, A. Galonsky, C. A. Bertulani, H. Esbensen, J. J. Kruse, W. G. Lynch, D. J. Morrissey, N. A. Orr, B. M. Sherrill, H. Schulz, A. Sustich, J. A. Winger, F. Deák, A. Horváth, A. Kiss, Z. Seres, J. J. Kolata, R. E. Warner, and D. L. Humphrey, “Electromagnetic excitation of ^{11}Li ,” Phys. Rev. C, vol. 48, p. 118, Jul 1993.
- [52] M. Zinser, F. Humbert, T. Nilsson, W. Schwab, H. Simon, T. Aumann, M. J. G. Borge, L. V. Chulkov, J. Cub, T. W. Elze, H. Emling, H. Geissel, D. Guillemaud-Mueller, P. G.

- Hansen, R. Holzmann, H. Irnich, B. Jonson, J. V. Kratz, R. Kulesa, Y. Leifels, H. Lenske, A. Magel, A. C. Mueller, G. Mnzenberg, F. Nickel, G. Nyman, A. Richter, K. Riisager, C. Scheidenberger, G. Schrieder, K. Stelzer, J. Stroth, A. Surowiec, O. Tengblad, E. Wajda, and E. Zude, “Invariant-mass spectroscopy of ^{10}Li and ^{11}Li ,” Nucl. Phys. A, vol. 619, p. 151, 1997.
- [53] T. Kobayashi, S. Shimoura, I. Tanihata, K. Katori, K. Matsuta, T. Minamisono, K. Sugimoto, W. Mller, D. L. Olson, T. J. M. Symons, and H. Wieman, “Electromagnetic dissociation and soft giant dipole resonance of the neutron-dripline nucleus ^{11}Li ,” Phys. Lett. B, vol. 232, p. 51, 1989.
- [54] T. Nakamura, A. M. Vinodkumar, T. Sugimoto, N. Aoi, H. Baba, D. Bazin, N. Fukuda, T. Gomi, H. Hasegawa, N. Imai, M. Ishihara, T. Kobayashi, Y. Kondo, T. Kubo, M. Miura, T. Motobayashi, H. Otsu, A. Saito, H. Sakurai, S. Shimoura, K. Watanabe, Y. X. Watanabe, T. Yakushiji, Y. Yanagisawa, and K. Yoneda, “Observation of strong low-lying E1 strength in the two-neutron halo nucleus ^{11}Li ,” Phys. Rev. Lett., vol. 96, p. 252502, 2006.
- [55] J. Tanaka, R. Kanungo, M. Alcorta, N. Aoi, H. Bidaman, C. Burbadge, G. Christian, S. Cruz, B. Davids, A. D. Varela, J. Even, G. Hackman, M. Harakeh, J. Henderson, S. Ishimoto, S. Kaur, M. Keefe, R. Krücken, K. Leach, J. Lighthall, E. P. Rodal, J. Randhawa, P. Ruot-salainen, A. Sanetullaev, J. Smith, O. Workman, and I. Tanihata, “Halo-induced large enhancement of soft dipole excitation of ^{11}Li observed via proton inelastic scattering,” Phys. Lett. B, vol. 774, p. 268, 2017.
- [56] R.A. Broglia, P.F. Bortignon, F. Barranco, E. Vigezzi and A. Idini, “Unified description of structure and reactions: implementing the nuclear field theory program,” Phys. Scr., vol. 91, p. 063012, 2016.
- [57] J. Israelachvili, Intermolecular and Surface Forces. Intermolecular and Surface Forces, Elsevier Science, 2010.
- [58] F. London, “Zur theorie und systematik der molekularkräfte,” Zeitschrift für Physik, vol. 63, no. 3-4, p. 245, 1930.
- [59] L. Pauling and E. Wilson, Introduction to Quantum Mechanics: With Applications to Chemistry. Dover Books on Physics, Dover Publications, 1985.
- [60] K. Bennaceur, J. Dobaczewski, and M. Płoszajczak, “Pairing anti-halo effect,” Physics Letters B, vol. 496, pp. 154 – 160, 2000.

- [61] I. Hamamoto and B. R. Mottelson, "Pair correlation in neutron drip line nuclei," Phys. Rev. C, vol. 68, p. 034312, Sep 2003.
- [62] I. Hamamoto and B. R. Mottelson, "Weakly bound $s_{1/2}$ neutrons in the many-body pair correlation of neutron drip line nuclei," Phys. Rev. C, vol. 69, p. 064302, Jun 2004.
- [63] S. Orrigo and H. Lenske, "Pairing resonances and the continuum spectroscopy of ^{10}Li ," Phys. Lett. B, vol. 677, p. 214, 2009.
- [64] S. Dattagupta, Relaxation phenomena in condensed matter physics. New York: Academic Press, 1987.
- [65] C. P. Slichter, Principles of magnetic resonance. New York: Harper and Row, 1963.
- [66] J. Cavanagh, W. Fairbrother, A. Palmer, M. Rance, and N. Skelton, Protein NMR Spectroscopy. Elsevier Science, 2007.
- [67] G. S. Rule and T. K. Hitchens, Fundamentals of protein NMR Spectroscopy. Berlin: Springer, 2006.
- [68] J. B. Lambert and E. P. Mazzola, Nuclear Magnetic Resonance Spectroscopy. Upper Saddle River, NJ: Pearson Education Inc., 2004.
- [69] H. I. Rösner, M. Caldarini, A. Prestel, M. A. Vanoni, R. A. Broglia, A. Aliverti, G. Tiana, and B. B. Kragelund, "Cold denaturation of the HIV-1 protease monomer," Biochemistry, vol. 56, no. 8, pp. 1029–1032, 2017. PMID: 28168877.
- [70] S. Fang, H. J. Lee, A. W. Wark, H. M. Kim, and R. M. Corn, "Determination of ribonuclease A surface enzyme kinetics by surface plasmon resonance imaging and surface plasmon fluorescence spectroscopy," Analytical Chemistry, vol. 77, no. 20, pp. 6528–6534, 2005.
- [71] R. A. Broglia, T. Døssing, B. Lauritzen, and B. R. Mottelson, "Nuclear rotational damping: Finite-system analogue to motional narrowing in nuclear magnetic resonances," Phys. Rev. Lett., vol. 58, p. 326, 1987.
- [72] P. G. Hansen, "Exotic edge of nuclear darkness," New Scientist, p. 38, October 9 1993.
- [73] P. G. Hansen, "Attack on a convoy of nucleons," Nature, vol. 384, p. 415, 1996.
- [74] S. Austin and G. Bertsch, "Halo Nuclei," Sci. American, vol. 272, p. 90, 1995.
- [75] G. Bertsch and R. A. Broglia, "Giant resonances in hot nuclei," Physics Today, vol. 39, no. 8, pp. 44–52, 1986.
- [76] P. Axel, "Electric dipole ground-state transition width strength function and 7-MeV photon interactions," Phys. Rev., vol. 126, pp. 671–683, Apr 1962.

- [77] D. Brink. PhD thesis, Oxford University, 1955. unpublished.
- [78] G. C. Baldwin and G. S. Klaiber, "Photo-fission in heavy elements," Phys. Rev., vol. 71, p. 3, Jan 1947.
- [79] G. C. Baldwin and G. S. Klaiber, "X-ray yield curves for γ - n reactions," Phys. Rev., vol. 73, p. 1156, May 1948.
- [80] O. Hirzel and H. Waffler, "Kernphotoeffekt unter Emission eines Protons," Helv. Phys. Acta, vol. 20, p. 373, 1947.
- [81] W. Bothe and W. Gentner, "Atomumwandlungen durch γ -strahlen," Zeitschrift fur Physik, vol. 106, no. 3-4, p. 236, 1937.
- [82] W. Bothe and W. Gentner, "Die Wellenlangenabhangigkeit der Kernphotoeffekte; mit Anhang: Die radioaktiven Isotope des Selens," Zeitschrift fur Physik, vol. 112, no. 1-2, p. 45, 1939.
- [83] A. Migdal, "Quadrupole and dipole γ -radiation of nuclei," J. Phys. Acad. Sci. USSR, vol. 8, p. 331, 1944.
- [84] C. F. v. Weizsacker, "Zur Theorie der Kernmassen," Zeitschrift fur Physik, vol. 96, no. 7-8, p. 431, 1935.
- [85] J. J. Gaardhoje, "Nuclear structure at high excitation energy studied with giant resonances," Ann. Rev. Nucl. Part. Sci., vol. 42, no. 1, p. 483, 1992.
- [86] N. Starfelt, "Calculation of neutron capture γ -ray spectra including giant resonance effects," Nuclear Physics, vol. 53, pp. 397 – 408, 1964.
- [87] D. Bes, R. Broglia, and B. Nilsson, "Microscopic description of isoscalar and isovector giant quadrupole resonances," Phys. Rep., vol. 16, no. 1, p. 1, 1975.
- [88] N. Paar, D. Vretenar, E. Khan, and C. Colo, "Exotic modes of excitation in atomic nuclei far from stability," Reports on Progress in Physics, vol. 70, no. 5, p. 691, 2007.
- [89] E. G. Lanza, F. Catara, D. Gambacurta, M. V. Andres, and P. Chomaz, "Multiphonon excitations and pygmy resonances in tin isotopes," Phys. Rev. C, vol. 79, p. 054615, May 2009.
- [90] E. G. Lanza, A. Vitturi, M. V. Andres, F. Catara, and D. Gambacurta, "Excitations of pygmy dipole resonances in exotic and stable nuclei via coulomb and nuclear fields," Phys. Rev. C, vol. 84, p. 064602, 2011.
- [91] E. Lanza, A. Vitturi, M. Andres, F. Catara, and D. Gambacurta, "On the nature of the

- dipole pygmy resonance,”
- [92] J. Piekarewicz, B. K. Agrawal, G. Colò, W. Nazarewicz, N. Paar, P.-G. Reinhard, X. Roca-Maza, and D. Vretenar, “Electric dipole polarizability and the neutron skin,” *Phys. Rev. C*, vol. 85, p. 041302, Apr 2012.
- [93] D. Savran, T. Aumann, and A. Zilges, “Experimental studies of the pygmy dipole resonance,” *Progr. Part. Nucl. Phys.*, vol. 70, p. 210, 2013.
- [94] M. Scheck, V. Y. Ponomarev, T. Aumann, J. Beller, M. Fritzsche, J. Isaak, J. H. Kelley, E. Kwan, N. Pietralla, R. Raut, C. Romig, G. Rusev, D. Savran, K. Sonnabend, A. P. Tonchev, W. Tornow, H. R. Weller, and M. Zweidinger, “Decay pattern of the pygmy dipole resonance in ^{60}Ni ,” *Phys. Rev. C*, vol. 87, p. 051304, 2013.
- [95] V. Baran, M. Colonna, M. Di Toro, A. Croitoru, and D. Dumitru, “Connecting the pygmy dipole resonance to the neutron skin,” *Phys. Rev. C*, vol. 88, p. 044610, 2013.
- [96] M. Brenna, X. Roca-Maza, G. Coló, P. F. Bortignon, K. Mizuyama, and G. Pozzi, “Low-lying dipole response in stable and unstable nuclei,” *Physica Scripta*, vol. 2013, no. T154, p. 014020, 2013.
- [97] T. Inakura, T. Nakatsukasa, and K. Yabana, “Low-energy $e1$ strength in select nuclei: possible constraints on neutron skin and symmetry energy,” *Phys. Rev. C*, vol. 88, p. 051305(R), 2013.
- [98] B. Özel-Tashenov, J. Enders, H. Lenske, A. M. Krumbholz, E. Litvinova, P. von Neumann-Cosel, I. Poltoratska, A. Richter, G. Rusev, D. Savran, , and N. Tsoneva, “Low-energy dipole strength in $^{112,120}\text{Sn}$,” *Phys. Rev. C*, vol. 90, p. 024303, 2014.
- [99] V. Ponomarev, “Pygmy dipole resonance,” *J. Phys. G. Conf. Ser.*, vol. 533, p. 012028, 2014.
- [100] X. Roca-Maza, X. Viñas, M. Centelles, B. K. Agrawal, G. Colo, N. Paar, J. Piekarewicz, and D. Vretenar, “Neutron skin thickness from the measured electric dipole polarizability in ^{68}Ni , ^{120}Sn , and ^{208}Pb ,” *Physical Review C*, vol. 92, no. 6, p. 064304, 2015.
- [101] B. Löher, D. Savran, T. Aumann, J. Beller, M. Bhihe, N. Cooper, V. Derya, M. Duchene, J. Endresg, A. Hennigg, P. Humbyi, J. Isaaka, J. Kelleye, M. Knörzerh, N. Pietralla, V. Ponomarev, C. Romig, M. Scheck, H. Scheit, J. Silva, A. Tonchev, W. Tornow, F. Wamers, H. Weller, V. Werner, and A. Zilges, “The decay pattern of the pygmy dipole resonance of ^{140}Ce ,” *Phys. Lett. B*, vol. 756, p. 72, 2016.
- [102] N. N. Arsenyev, A. P. Severyukhin, V. V. Voronov, and N. V. Giai, “Influence of complex

- configurations on the properties of the pygmy dipole resonance in neutron-rich Ca isotopes,” Phys. Rev. C, vol. 95, p. 054312, 2017.
- [103] N. Martorana, G. Cardella, E. Lanza, L. Acosta, M. Andres, L. Auditore, F. Catara, E. D. Filippo, S. D. Luca, D. Dell’Aquila, B. Gnoffo, G. Lanzalone, I. Lombardo, C. Maiolino, S. Norella, A. Pagano, E. Pagano, M. Papa, S. Pirrone, G. Politi, L. Quattrocchi, F. Rizzo, P. Russotto, D. Santonocito, A. Trifiro, M. Trimarchi, M. Vigilante, and A. Vitturi, “First measurement of the isoscalar excitation above the neutron emission threshold of the pygmy dipole resonance in ^{68}Ni ,” Phys. Lett. B, vol. 782, p. 112, 2018.
- [104] D. Savran, V. Derya, S. Bagchi, J. Endres, M. Harakeh, J. Isaak, N. Kalantar-Nayestanaki, E. Lanza, B. Löher, A. Najafi, S. Pascu, S. Pickstone, N. Pietralla, V. Ponomarev, C. Rigollet, C. Romig, M. Spieker, A. Vitturi, and A. Zilges, “Multi-messenger investigation of the pygmy dipole resonance in ^{140}Ce ,” Phys. Lett. B, vol. 786, p. 16, 2018.
- [105] X. Sun, J. Chen, and D. Lu, “Pygmy dipole resonance built on the shape-isomeric state in ^{68}Ni ,” Physical Review C, vol. 98, no. 2, p. 024607, 2018.
- [106] N. Paar, T. Niki, D. Vretenar, and P. Ring, “Isotopic dependence of the pygmy dipole resonance,” Physics Letters B, vol. 606, no. 3, pp. 288 – 294, 2005.
- [107] A. Tamii, I. Poltoratska, P. von Neumann-Cosel, Y. Fujita, T. Adachi, C. A. Bertulani, J. Carter, M. Dozono, H. Fujita, K. Fujita, K. Hatanaka, D. Ishikawa, M. Itoh, T. Kawabata, Y. Kalmykov, A. M. Krumbholz, E. Litvinova, H. Matsubara, K. Nakanishi, R. Neveling, H. Okamura, H. J. Ong, B. Özel-Tashenov, V. Y. Ponomarev, A. Richter, B. Rubio, H. Sakaguchi, Y. Sakemi, Y. Sasamoto, Y. Shimbara, Y. Shimizu, F. D. Smit, T. Suzuki, Y. Tameshige, J. Wambach, R. Yamada, M. Yosoi, and J. Zenihiro, “Complete electric dipole response and the neutron skin in ^{208}Pb ,” Phys. Rev. Lett., vol. 107, p. 062502, Aug 2011.
- [108] P. Bortignon and R. Broglia, “Role of the nuclear surface in a unified description of the damping of single-particle states and giant resonances,” Nucl. Phys. A, vol. 371, p. 405, 1981.
- [109] G. F. Bertsch, P. F. Bortignon, and R. A. Broglia, “Damping of nuclear excitations,” Rev. Mod. Phys., vol. 55, p. 287, Jan 1983.
- [110] H. Wibowo and E. Litvinova, “Nuclear dipole response in the finite-temperature relativistic time blocking approximation,” arXiv preprint arXiv:1810.01456, 2018.
- [111] E. Litvinova and H. Wibowo, “Finite-temperature relativistic nuclear field theory: An ap-

- plication to the dipole response,” Phys. Rev. Lett., vol. 121, p. 082501, Aug 2018.
- [112] B. R. Mottelson, “Selected topics in the theory of collective phenomena in nuclei,” in International School of Physics “Enrico Fermi” Course XV, Nuclear Spectroscopy (G. Racah, ed.), (New York), p. 44, Academic Press, 1962.
- [113] S. Shimoura, A. Saito, T. Minemura, Y. Matsuyama, H. Baba, H. Akiyoshi, N. Aoi, T. Gomi, Y. Higurashi, K. Ieki, N. Imai, N. Iwasa, H. Iwasaki, S. Kanno, S. Kubono, M. Kunibu, S. Michimasa, T. Motobayashi, T. Nakamura, H. Sakurai, M. Serata, E. Takeshita, S. Takeuchi, T. Teranishi, K. Ue, K. Yamada, Y. Yanagisawa, M. Ishihara, and N. Itagaki, “Isomeric 0^+ state in ^{12}Be ,” Phys. Lett. B, vol. 560, p. 31, 2003.
- [114] S. Shimoura, S. Ota, K. Demichi, N. Aoi, H. Baba, Z. Elekes, T. Fukuchi, T. Gomi, K. Hasegawa, E. Ideguchi, M. Ishihara, N. Iwasa, H. Iwasaki, S. Kanno, S. Kubono, K. Kurita, M. Kurokawa, Y. Matsuyama, S. Michimasa, K. Miller, T. Minemura, T. Motobayashi, T. Murakami, M. Notani, A. Odahara, A. Saito, H. Sakurai, E. Takeshita, S. Takeuchi, M. Tamaki, T. Teranishi, K. Yamada, Y. Yanagisawa, and I. Hamamoto, “Lifetime of the isomeric state in ^{12}Be ,” Phys. Lett. B, vol. 654, p. 87, 2007.
- [115] I. Hamamoto and S. Shimoura, “Properties of ^{12}Be and ^{11}Be in terms of single-particle motion in deformed potential,” Journal of Physics G: Nuclear and Particle Physics, vol. 34, p. 2715, 2007.
- [116] A. O. Macchiavelli, H. L. Crawford, C. M. Campbell, R. M. Clark, M. Cromaz, P. Fallon, M. D. Jones, I. Y. Lee, and M. Salathe, “Analysis of spectroscopic factors in ^{11}Be and ^{12}Be in the nilsson strong-coupling limit,” Phys. Rev. C, vol. 97, p. 011302, Jan 2018.
- [117] J. Winfield, S. Fortier, W. Catford, S. Pita, N. Orr, J. V. de Wiele, Y. Blumenfeld, R. Chapman, S. Chappell, N. Clarke, N. Curtis, M. Freer, S. Gals, H. Langevin-Joliot, H. Laurent, I. Lhenry, J. Maison, P. Roussel-Chomaz, M. Shawcross, K. Spohr, T. Suomijrvi, and A. de Vismes, “Single-neutron transfer from $^{11}\text{Be}_{gs}$ via the (p, d) reaction with a radioactive beam,” Nuclear Physics A, vol. 683, p. 48, 2001.
- [118] F. Barranco, G. Potel, R. A. Broglia, and E. Vigezzi, “Structure and reactions of ^{11}Be : many-body basis for single-neutron halo,” Phys. Rev. Lett., vol. 119, p. 082501, 2017.
- [119] H. Jeppesen, A. Moro, U. Bergmann, M. Borge, J. Cederkäll, L. Fraile, H. Fynbo, J. Gómez-Camacho, H. Johansson, B. Jonson, M. Meister, T. Nilsson, G. Nyman, M. Pantea, K. Rissager, A. Richter, G. Schrieder, T. Sieber, O. Tengblad, E. Tengborn, M. Turrión, and

- F. Wenander, “Study of ^{10}Li via the $^9\text{Li}(^2\text{H},p)$ reaction at REX-ISOLDE,” Phys. Lett. B, vol. 642, p. 449, 2006.
- [120] A. Sanetullaev, R. Kanungo, J. Tanaka, M. Alcorta, C. Andreoiu, P. Bender, A. Chen, G. Christian, B. Davids, J. Fallis, J. Fortin, N. Galinski, A. Gallant, P. Garrett, G. Hackman, B. Hadinia, S. Ishimoto, M. Keefe, and R. Kr “Investigation of the role of ^{10}Li resonances in the halo structure of ^{11}Li through the $^{11}\text{Li}(p,d)^{10}\text{Li}$ transfer reaction,” Phys. Lett. B, vol. 755, p. 481, 2016.
- [121] J. Casal, M. Gómez-Ramos, and A. Moro, “Description of the $^{11}\text{Li}(p,d)^{10}\text{Li}$ transfer reaction using structure overlaps from a full three-body model,” Phys. Lett. B, vol. 767, p. 307, 2017.
- [122] M. Cavallaro, M. De Napoli, F. Cappuzzello, S. E. A. Orrigo, C. Agodi, M. Bondí, D. Carbone, A. Cunsolo, B. Davids, T. Davinson, A. Foti, N. Galinski, R. Kanungo, H. Lenske, C. Ruiz, and A. Sanetullaev, “Investigation of the ^{10}Li shell inversion by neutron continuum transfer reaction,” Phys. Rev. Lett., vol. 118, p. 012701, Jan 2017.
- [123] F. Barranco, G. Potel, E. Vigezzi, and R. A. Broglia, “(to be published),”
- [124] G. Potel, A. Idini, F. Barranco, E. Vigezzi, and R. A. Broglia, “Nuclear field theory predictions for ^{11}Li and ^{12}Be : Shedding light on the origin of pairing in nuclei,” Physics of Atomic Nuclei, vol. 77, pp. 941–968, Aug 2014.
- [125] L. Liu, T. Otsuka, N. Shimizu, Y. Utsuno, and R. Roth, “No-core Monte Carlo shell-model calculation for ^{10}Be and ^{12}Be low-lying spectra,” Phys. Rev. C, vol. 86, p. 014302, Jul 2012.
- [126] A. Calci, P. Navrátil, R. Roth, J. Dohet-Eraly, S. Quaglioni, and G. Hupin, “Can ab initio theory explain the phenomenon of parity inversion in ^{11}Be ?,” Phys. Rev. Lett., vol. 117, p. 242501, Dec 2016.
- [127] R. A. Broglia, F. Barranco, P. F. Bortignon, and E. Vigezzi, “Sources of pairing in nuclei,” in The nuclear many body problem (W. Nazarewicz and D. Vretner, eds.), p. 161, Kluwer Academic publishers, 2001.
- [128] R. A. Broglia, G. Potel, F. Barranco, and E. Vigezzi, “Difference between stable and exotic nuclei: medium polarization effects,” J. of Phys. G, vol. 37, p. 064022, 2010.
- [129] B. R. Mottelson, Elementary Modes of Excitation in Nuclei, Le Prix Nobel en 1975. Stockholm: Imprimerie Royale Norstedts Tryckeri, 1976. p. 80.
- [130] D. R. Bès and R. A. Broglia in Nuclear Superfluidity and Field Theory of elementary excitations, International School of Physics “Enrico Fermi” Course LXIX, Elementary Modes

- of Excitation in Nuclei (A. Bohr and R. A. Broglia, eds.), (Amsterdam), p. 55, North Holland, 1977.
- [131] P. F. Bortignon, R. A. Broglia, D. R. Bès, and R. Liotta, “Nuclear field theory,” Phys. Rep., vol. 30, p. 305, 1977.
- [132] D. Bès and R. A. Broglia, “Equivalence between Feynman–Goldstone and particle–phonon diagrams for finite many body systems,” in Problems of Vibrational Nuclei, in Procs. of the topical Conference on Problems of Vibrational Nuclei (G. Alaga, V. Paar, and L. Sips, eds.), (Amsterdam), p. 1, North Holland, 1975.
- [133] P. Bortignon, R. Broglia, and D. Bes, “On the convergence of the nuclear field theory perturbation expansion for strongly anharmonic systems,” Phys. Lett. B, vol. 76, p. 153, 1978.
- [134] L. Landau and L. Lifshitz, Quantum Mechanics. Pergamon Press, 1965.
- [135] I. Hamamoto, H. Sagawa, and X. Z. Zhang, “Isoscalar and isovector dipole mode in drip line nuclei in comparison with β -stable nuclei,” Phys. Rev. C, vol. 57, p. R1064, Mar 1998.
- [136] A. Repko, P.-G. Reinhard, V.-O. Nesterenko, and J. Kvasil, “Toroidal nature of the low-energy $e1$ mode,” Phys. Rev. C, vol. 87, p. 024305, 2013.
- [137] H. Sagawa and H. Esbensen, “Giant resonances in exotic nuclei,” Nucl. Phys. A, vol. 693, p. 448, 2001.
- [138] E. Kwan, C. Wu, N. Summers, G. Hackman, T. Drake, C. Andreoiu, R. Ashley, G. Ball, P. Bender, A. Boston, H. Boston, A. Chester, A. Close, D. Cline, D. Cross, R. Dunlop, A. Finlay, A. Garnsworthy, A. Hayes, A. Laffoley, T. Nano, P. Navrtil, C. Pearson, J. Pore, S. Quaglioni, C. Svensson, K. Starosta, I. Thompson, P. Voss, S. Williams, and Z. Wang, “Precision measurement of the electromagnetic dipole strengths in ^{11}Be ,” Physics Letters B, vol. 732, p. 210, 2014.
- [139] P. Endt, “Strengths of gamma-ray transitions in $A = 45 - 90$ nuclei,” At. Nucl. Data Nucl. Data Tables, vol. 23, p. 547, 1979.
- [140] P. Endt, “Strengths of gamma-ray transitions in $A = 91 - 150$ nuclei,” At. Nucl. Data Nucl. Data Tables, vol. 26, p. 47, 1981.
- [141] M. Endt, “Strengths of gamma-ray transitions in $A = 5 - 44$ nuclei, IV,” At. Nucl. Data Nucl. Data Tables, vol. 55, p. 171, 1993.
- [142] M. Martin, “Nuclear data sheets for $A = 208$,” Nucl. Data Sheets, vol. 108, p. 1583, 2007.
- [143] A. Bohr and B. R. Mottelson, Nuclear Structure, Vol.I. New York: Benjamin, 1969.

- [144] L. N. Cooper, Remembrance of superconductivity past, in BCS: 50 Years, p. 3. World Scientific, 2011.
- [145] G. F. Bertsch and H. Esbensen, “Pair correlations near the neutron drip line,” Ann. Phys., vol. 209, p. 327, 1991.
- [146] I. Mazur, A. Shirkov, and J. Vary, “Description of resonant states in the shell model,” Phys. Part. Nucl., vol. 48, p. 84, 2017.
- [147] S. Bacca, N. Barnea, G. Hagen, M. Miorelli, G. Orlandini, and T. Papenbrock, “Giant and pigmy dipole resonances in ^4He , $^{16,22}\text{O}$, and ^{40}Ca from chiral nucleon-nucleon interactions,” Phys. Rev. C, vol. 90, p. 064819, 2014.
- [148] T. Nakatsukasa and K. Yabana, “Linear response theory in the continuum for deformed nuclei: Green’s function vs time-dependent Hartree-Fock with the absorbing boundary condition,” Phys. Rev. C, vol. 71, p. 024301, Feb 2005.
- [149] K. Mizuyama, M. Matsuo, and Y. Serizawa, “Continuum quasiparticle linear response theory using the skyrme functional for multipole responses of exotic nuclei,” Phys. Rev. C, vol. 79, p. 024313, Feb 2009.
- [150] H. Sagawa and T. Suzuki, “Pigmy and giant dipole states in oxygen isotopes,” Phys. Rev. C, vol. 59, pp. 3116–3119, Jun 1999.
- [151] Y. Kikuchi, T. Myo, K. Katō, and K. Ikeda, “Coulomb breakup reactions of ^{11}Li in the coupled-channel $^9\text{Li}+n+n$ model,” Phys. Rev. C, vol. 87, p. 034606, Mar 2013.