

Are Free Android App Security Analysis Tools Effective in Detecting Known Vulnerabilities?

Venkatesh-Prasad Ranganath Joydeep Mitra
 Kansas State University, USA
 {rvprasad,joydeep}@k-state.edu

September 17, 2022

Abstract

Increasing interest in securing Android ecosystem has spawned numerous efforts to assist app developers in building secure apps. These efforts have resulted in tools and techniques capable of detecting vulnerabilities (and malicious behaviors) in apps. However, *there has been no evaluation of the effectiveness of these tools and techniques in detecting known vulnerabilities*. Absence of such evaluations puts app developers at a disadvantage when choosing security analysis tools to secure their apps.

In this regard, we evaluated the effectiveness of vulnerability detection tools for Android apps. We considered 64 tools and empirically evaluated 14 vulnerability detection tools (incidentally along with 5 malicious behavior detection tools) against 42 known unique vulnerabilities captured by Ghera benchmarks, which are composed of both vulnerable and secure apps. Of the 24 observations from the evaluation, the key observation is *existing vulnerability detection tools for Android apps are very limited in their ability to detect known vulnerabilities — all of the evaluated tools together could only detect 30 of the 42 known unique vulnerabilities*.

More effort is required if security analysis tools are to help developers build secure apps. We hope the observations from this evaluation will help app developers choose appropriate security analysis tools and persuade tool developers and researchers to identify and address limitations in their tools and techniques. We also hope this evaluation will catalyze or spark a conversation in the software engineering and security communities to require more rigorous and explicit evaluation of security analysis tools and techniques.

1 Introduction

1.1 Motivation

Mobile devices have become an integral part of living in present day society. They have access to huge amount of private and sensitive data about their users and, consequently, enable various services for their users such as banking, social networking, and even two-step authentication. Hence, securing mobile devices and apps that run on them is paramount.

With more than 2 billion Android devices in the world, securing Android devices, platform, and apps is crucial [Sufatrio et al., 2015]. The task of securing Android devices and the Android platform is well tackled by few teams with access to relatively large pool of resources at companies such as Google and Samsung. The task of securing Android apps is split between app stores and app developers. While app stores focus on keeping malicious apps out of the ecosystem, malicious apps can enter the ecosystem e.g., app installation from untrusted sources, inability to detect malicious behavior in apps, access of malicious websites. Hence, *there is a need for app developers to secure their apps*.

When developing apps, developers juggle with multiple aspects including app security. Most app development teams often cannot tend equally well to every aspect as they are often strapped for resources. Hence, there is an acute need for automatic tools and techniques that can detect vulnerabilities in apps and, when possible, suggest fixes for identified vulnerabilities.

While software development community has recently realized the importance of security, developer awareness about how security issues transpire and how to avoid them is still lacking [Green and Smith, 2016]. Hence, vulnerability detection tools need to be applicable off the shelf with no or minimal configuration.

In this context, numerous efforts have proposed techniques and developed tools to detect different vulnerabilities (and malicious behavior) in Android apps. Given the number of proposed techniques and available tools, there have been recent efforts to assess the capabilities of these tools and techniques [Reaves et al., 2016, Sadeghi et al., 2017, Pauck et al., 2018]. However, these assessments are subject to one or more of the following limiting factors:

1. Consider techniques only as reported in the literature, i.e., without executing associated tools.
2. Exercise a small number of tools.
3. Consider only academic tools.
4. Consider only tools that employ specific kind of underlying techniques, e.g., program analysis.
5. Rely on technique-specific micro benchmarks, e.g., benchmarks targeting the use of taint-flow analysis to detect information leaks.
6. Use random real world apps that are not guaranteed to be vulnerable.

The evaluations performed in efforts that propose new tools and techniques also suffer from such limitations. Specifically, such evaluations focus on proving the effectiveness of proposed tools and techniques in detecting specific vulnerabilities. While such focus is necessary, it is not sufficient as the effectiveness of new tools and techniques in detected previously known vulnerabilities is unknown. Hence, the results are limited in their ability to inform app developers choose appropriate tools and techniques.

In short, to the best of our knowledge, *there has been no evaluation of the effectiveness of Android app vulnerability detection tools to detect known vulnerabilities without being limited by any of the above factors.*

In addition to the growing dependence on mobile apps, the prevalence of Android platform, the importance of securing mobile apps, and the need for automatic easy-to-use off-the-shelf tools to build secure mobile apps, here are few more compelling reasons to evaluate the effectiveness of tools in detecting known vulnerabilities in Android apps.

1. To develop secure apps, app developers need to choose and use tools that are best equipped to detect the class of vulnerabilities that they believe (based on their intimate knowledge of their apps) will likely plague their apps, e.g., based on the APIs used in their apps. To make good choices, app developers need information about the effectiveness of tools in detecting various classes of vulnerabilities. Information about other aspects of tools such as performance, usability, and complexity can also be helpful in such decisions.
2. With the information that a tool cannot detect specific class of vulnerabilities, app developers can either choose to use a combination of tools to cover all or most of the vulnerabilities of interest or incorporate extra measures in their development process to help weed out vulnerabilities that cannot be detected by the chosen set of tools.
3. App developers want to detect and prevent known vulnerabilities in their apps as the vulnerabilities, their impact, and their fixes are known a priori.
4. An evaluation of effectiveness will expose limitations/gaps in the current set of tools and techniques. This information can aid tool developers to improve their tools. This information can help researchers direct their efforts to identify the cause of these limitations and either explore ways to address the limitations or explore alternative approaches to prevent corresponding vulnerabilities, e.g., by extending platform capabilities.

1.2 Contributions

Motivated by the above observations, we conducted an experiment to evaluate the effectiveness of vulnerability detection tools for Android apps. Incidentally, due to the inherent nature of the benchmarks, we also evaluated few malicious behavior detection tools. We considered 64 security analysis tools and empirically evaluated 19 of them. We used benchmarks from Ghera repository [Mitra and Ranganath, 2017] as they captured 42 known vulnerabilities and were known to be tool/technique agnostic, authentic, feature specific, minimal, version specific, comprehensive, and dual (i.e., contain both vulnerable and malicious apps).

To ensure the observations from the above tools evaluation were applicable in the context of real world apps, we assessed if Ghera benchmarks were representative of real world apps, i.e., do the benchmarks capture vulnerabilities as they occur in real world apps?

In this paper, we describe these evaluations and report more than 20 observations about the representativeness of Ghera benchmarks and the effectiveness of tools.

1.3 Rest of the Paper

This paper is organized as follows. Section 2 describes Ghera repository and our rationale for using it to evaluate tools. Section 3 describes the experiment to measure the representativeness of Ghera benchmarks along with our observations from the experiment. Section 4 describes the evaluation of the effectiveness of vulnerability detection tools for Android apps. Section 5 describes the incidental evaluation of the effectiveness of malicious behavior detection tools for Android apps. Section 6 discusses prior evaluations of Android security analysis tools and how our evaluation relates to them. Section 7 provides information to access the automation scripts used to perform the evaluation and the artifacts generated in the evaluation. Section 8 mentions possible extensions to this effort. Section 9 summarizes our observations from this evaluation. Section A briefly catalogs the vulnerabilities captured in Ghera that were considered in this evaluation.

2 Ghera: A Repository of Vulnerability Benchmarks

For this evaluation, we considered the Android app vulnerabilities cataloged in *Ghera*, a growing repository of benchmarks that captures known vulnerabilities in Android apps [Mitra and Ranganath, 2017]. Almost all of the cataloged vulnerabilities have been reported and documented in prior work.

Ghera contains two kinds of benchmarks: *lean* and *fat*. *Lean benchmarks* are stripped down apps that exhibit vulnerabilities and exploits with almost no other interesting behaviors and functionalities. *Fat benchmarks* are real world apps that exhibit specific known vulnerabilities.

At the time of this evaluation, the number of fat benchmarks in Ghera was low. So, we considered only lean benchmarks in this evaluation. In the rest of this paper, we will focus on lean benchmarks and refer to them as benchmarks.

Each benchmark capturing a specific vulnerability X is composed of three apps (where applicable): a *benign (vulnerable)* app with vulnerability X ,¹ a *malicious* app capable of exploiting vulnerability X in the benign app, and a *secure* app without vulnerability X and, hence, not exploitable by the malicious app. Malicious apps are absent in benchmarks when malicious behavior occurs outside the Android environment, e.g., web app. Each benchmark is accompanied by instructions to demonstrate the captured vulnerability and the corresponding exploit by building and executing the associated apps. Consequently, the presence and absence of vulnerabilities and exploits in these benchmarks is verifiable.

At the time of this evaluation, Ghera contained 42 benchmarks grouped into the following seven categories based on the nature of the APIs (including features of XML-based configuration) involved in the creation of captured vulnerabilities. (Category labels that are used later in the paper appear in square brackets.)

1. *Crypto* category contains 4 vulnerabilities involving cryptography API. [Crypto]
2. *ICC* category contains 16 vulnerabilities involving inter-component communication (ICC) API. [ICC]
3. *Networking* category contains 2 vulnerabilities involving networking (non-web) API. [Net]

¹We use the terms benign and vulnerable interchangeably.

4. *Permission* category contains 1 vulnerability involving permission API. [Perm]
5. *Storage* category contains 6 vulnerabilities involving data storage and SQL database APIs. [Store]
6. *System* category contains 4 vulnerabilities involving system API dealing with processes. [Sys]
7. *Web* category contains 9 vulnerabilities involving web API. [Web]

Section A briefly catalogs these vulnerabilities and their canonical references.

2.1 Why Use Ghera?

For tools evaluations to be useful to tool users, tool developers, and researchers, evaluations should be based on vulnerabilities that are *valid* (i.e., will result in a weakness in an app), *general* (i.e., do not depend on uncommon constraints such as rooted device or admin access), *exploitable* (i.e., can be used to inflict harm), and *current* (i.e., occur in existing apps and can occur in new apps).

The vulnerabilities captured in Ghera benchmarks have been previously reported in literature or documented in Android documentation; hence, they are *valid*. These vulnerabilities can be verified by executing the benign and malicious apps in Ghera benchmarks on vanilla Android devices and emulators; hence, they are *general* and *exploitable*. These vulnerabilities are *current* as they are based on Android API levels 19 thru 25, which enable more than 90% of Android devices in the world and are targeted by both existing and new apps.

Due to these characteristics and the salient characteristics of Ghera — *tool and technique agnostic*, *authentic*, *feature specific*, *contextual (lean)*, *version specific*, *duality* and *comprehensive* — described by Mitra and Ranganath [2017], Ghera is well-suited for this evaluation.

3 Representativeness of Ghera Benchmarks

For tools evaluations to be useful, along with the above requirements, *the manifestation of a vulnerability considered in the evaluation should be representative of the manifestations of the vulnerability in real world apps*.

A vulnerability can *manifest or occur* in different ways in apps due to various aspects such as producers and consumers of data, nature of data, APIs involved in handling and processing data, control/data flow paths connecting various code fragments involved in the vulnerability, and platform features involved in the vulnerability. As a simple example, consider a vulnerability that leads to information leak: sensitive data is written into an insecure location. This vulnerability can manifest in multiple ways. Specifically, at the least, each combination of different ways of writing data into a location (e.g., using different I/O APIs) and different insecure locations (e.g., insecure file, untrusted socket) can lead to *a unique manifestation of the vulnerability*.

In terms of representativeness as described above, there is no evidence that the benchmarks in Ghera capture vulnerabilities as they manifest or occur in real world apps; hence, we needed to establish the representativeness of Ghera benchmarks.

3.1 How to Measure Representativeness?

Since Ghera benchmarks capture specific manifestations of known vulnerabilities, we wanted to identify these manifestations in real world apps to establish the representativeness of the benchmarks. However, there was no definitive list of versions of apps that exhibit known vulnerabilities. So, we explored CVE [Mitre Corporation, 2017], an open database of vulnerabilities discovered in real world Android apps, to identify vulnerable versions of apps. We found that most CVE vulnerability reports failed to provide sufficient information about the validity, exploit-ability, and manifestation of vulnerabilities in the reported apps. Next, we considered the option of manually examining apps mentioned in CVE reports for vulnerabilities. This option was not viable because CVE vulnerability reports do not include copies of reported apps. Also, while app version information from CVE could be used to download apps for manual examination, only the latest version of apps are available from most Android app stores and app vendors.

Finally, we decided to use usage information about Android APIs involved in manifestations of vulnerabilities as a proxy to establish the representativeness of Ghera benchmarks. The rationale for this decision is the likelihood of a vulnerability occurring in real world apps is directly proportional to the number of real world apps using the Android APIs involved in the vulnerability. So, *as a weak yet general measure of representativeness, we identified Android APIs used in Ghera benchmarks and measured how often these APIs were used in real world apps.*

3.2 Experiment

3.2.1 Source of Real World Apps

We used AndroZoo as the source of real world Android apps. AndroZoo is a growing collection of Android apps gathered from several sources including the official Google Play store [Allix et al., 2016]. In May 2018, AndroZoo contained more than 5.8 million different APKs (app bundles).

Every APK (app bundle) contains an XML-based manifest file and a DEX file that contains the code and data (i.e., resources, assets) corresponding to the app. By design, each Android app is self contained. So, the DEX file contains all code that is necessary to execute the app but not provided by the underlying Android Framework or Runtime. Often, DEX files include code for Android support library.

AndroZoo maintains a list of all of the gathered APKs. This list documents various features of APKs such as SHA256 hash of an APK (required to download the APK from AndroZoo), size of an APK, and the date (*dex.date*) associated with the contained DEX file.² However, this list does not contain information about API levels (Android versions) that are targeted by the APKs; this information can be recovered from the APKs.

3.2.2 App Sampling

Each version of Android is associated with an API level, e.g., Android versions 5.0 and 5.1 are associated with API levels 21 and 22, respectively. Every Android app is associated with a minimum API level (version) of Android required to use the app and a target API level (version) of Android that is ideal to use the app; this information is available in the app’s manifest file.

At the time of this tools evaluation, Ghera benchmarks targeted API levels 19 thru 25 excluding 20.³⁴ So, we decided to select only apps that targeted API level 19 or higher and required minimum API level 14 or higher.⁵ Since minimum and target API levels of apps were not available in the AndroZoo APK list, we decided to select apps based on their release dates. As API level 19 was released in November 2014, we decided to select only apps that were released after 2014. Since release dates of APKs were not available from AndroZoo APK list, we decided to use *dex.date* as a proxy for release date of apps.

Based on the above decisions, we analyzed the list of APKs available from AndroZoo to select the APKs to download. We found 2.3 million APKs with *dex.date* between 2015 and 2018 (both inclusive). In these APKs, there were 790K, 1346K, 156K, and 17K APKs with *dex.date* from years 2015, 2016, 2017, and 2018, respectively. From these APKs, we drew an unequal probability sample without replacement and with probabilities 0.1, 0.2, 0.4, and 0.8 of selecting an APK from years 2015 thru 2018, respectively. We used *unequal probability sampling* to give preference to latest APKs as the selected apps would likely target recent API levels and to adjust for the non-uniformity of APK distribution across years. To create a sample with at least 100K real world Android apps that targeted the chosen API levels, we tried to download 339K APKs and ended up downloading 292K unique APKs. Finally, we used **apkanalyzer** tool from Android Studio to identify and discard downloaded apps (APKs) with target API level less than 19 or minimum API level less than 14. *This resulted in a sample of 111K real world APKs that targeted API levels 19 thru 25 (excluding 20) or higher.*

²*dex.date* may not correspond to the release date of the app.

³API level 20 was excluded because it was API level 19 with wearable extensions.

⁴In the rest of this manuscript, “API levels 19 thru 25” means API levels 19 thru 25 excluding 20.

⁵We chose API level 14 as the cut-off for minimum API level as the number of apps targeting API level 19 peaked at minimum API level 14.

3.2.3 API-based App Profiling

Android apps access various capabilities of the Android platform via features of XML-based manifest files and Android programming APIs. *We refer to the published Android programming APIs and the XML elements and attributes (features) of manifest files collectively as APIs.*

For each app (APK), we collected its API profile based on the APIs that were used by or defined in the app and were deemed as *relevant* to this evaluation as follows.

1. From the list of elements and attributes that can be present in a manifest file, based on our knowledge of Ghera benchmarks, we conservatively identified the values of 7 attributes (e.g., *intent-filter/category@name*), the presence of 26 attributes (e.g., *path-permission@writePermission*), and the presence of 6 elements (e.g., *uses-permission*) as APIs relevant to this evaluation. For each app, we recorded which of these APIs were used in the app’s manifest.
2. For an app, we considered all published (i.e., public and protected) methods along with all methods that were used but not defined in the app. Former methods accounted for callback APIs provided by an app and latter methods accounted for service offering (external) APIs used by an app. We also considered all fields used in the app. From these considered APIs, we discarded obfuscated APIs, i.e., with single character name. To make apps comparable in the presence of definitions and uses of overridden Java methods (APIs), if a method was overridden, then we considered the fully qualified name (FQN) of the overridden method in place of the FQN of the overriding method using Class Hierarchy Analysis. Since we wanted to measure representativeness in terms of Android APIs, we discarded APIs whose FQN did not have any of these prefixes: *java*, *org*, *android*, and *com.android*. For each app, we recorded the remaining APIs.
3. Numerous APIs are commonly used in almost all Android APKs and are not related to aspects (e.g., UI rendering) that are not the focus of Ghera benchmarks. To avoid their influence on the result, we decided to ignore such APIs. So, we considered the benign app of the template benchmark in Ghera repository. This app is a basic Android app with one activity containing couple of widgets and no functionality. Out of the 1502 APIs used in this app, we manually identified 1134 APIs as commonly used in Android apps (almost all of them were basic Java APIs or related to UI rendering and XML processing). For each app, we removed these APIs from its list of APIs recorded in above steps 1 and 2 and considered the remaining APIs as relevant APIs.

To collect API profiles of apps in Ghera, we used the APKs available in Ghera repository because extraneous APIs had been eliminated from these APKs by using **proguard** tool.

While collecting API-based profile of apps in AndroZoo sample, we discarded 5% of the APKs due to errors in APKs (e.g., missing required attributes) and tooling issues (e.g., parsing errors). *Finally, we ended up with a sample of 105K real world APKs (apps) from AndroZoo.*

3.2.4 Measuring Representativeness

We identified the set of relevant APIs associated with benign apps in Ghera using the steps described in the previous section. *Of the resulting 601 unique relevant APIs, we identified 117 as security related APIs.* Based on our experience with Ghera, we were certain the identified APIs could influence app security. For both these sets of APIs, we measured representativeness in two ways.

1. *Using API Use Percentage.* For each API, we calculated the percentage of sample apps that used it. To observe how representativeness changes across API levels, we created API level specific app samples. The app sample specific to API level k contained every sample app whose minimum API level was less than or equal to k and target API level was greater than or equal to k . In each API level specific sample, for each API, we calculated the percentage of apps that used the API.

The rationale for this measurement is, *if Ghera benchmarks are representative of real world apps in terms of using an API, then a large number of real world apps should use the API.*

2. *Comparing Sampling Proportions.* For each API, we calculated the sampling proportion of sample apps that used the API.

To calculate the sampling proportion, we randomly selected 80% of the sample apps, grouped them into sub-samples containing 40 apps each, and calculated the mean of the proportions in each sub-sample. We also calculated the sampling proportion of benign apps in Ghera that used the API by randomly drawing 40 samples (with replacement) containing 40 apps each. We then compared the sampling proportions with confidence level = 0.95, p-value ≤ 0.05 , and the null hypothesis being the proportion of benign apps in Ghera using the API is less than or equal to the proportion of real world apps using the API.

We performed this test both at specific API levels and across API levels.

The rationale for this measurement is, *if Ghera benchmarks are representative of real world apps in terms of using an API, then the proportion of Ghera benchmarks using the API should be less than or equal to the proportion of real world apps using the API.*

With Top 200 Apps. We gathered the top 200 apps from Google Play store on April 18, 2018, and repeated the above measurements both across API levels and at specific API levels. Only 163 of the top 200 apps made it thru the app sampling and API-based app profiling process due to API level restrictions, errors in APKs, and tooling issues. Hence, we considered 40 sub-samples with replacement containing 40 apps each to measure representativeness by comparing sampling proportions.

3.3 Observations

3.3.1 Based on API Use Percentage

The color graphs in Figure 1 show the percentage of sample real world Android apps using the APIs used in benign apps in Ghera. Y axis denotes percentage of apps using an API. X axis denotes APIs in decreasing order of percentage of their usage in API level 25 specific sample. The graphs on the left are based on relevant APIs while the graphs on the right are based only on security related APIs. The graphs on the top are based on the AndroZoo sample while the graphs on the bottom are based on the top 200 sample. To avoid clutter, we have not plotted data for API levels 21 and 24 as they closely related to API levels 22 and 25, respectively.

Since API level 25 is the latest API level considered in this evaluation, we focus on the data for API level 25 specific samples. In AndroZoo sample, we observe 80% (481 out of 601) of relevant APIs used in benign apps in Ghera were each used by more than 50% (52K) of real world apps. For top 200 sample, this number increases to 90% (542 out of 601). When considering only security related APIs, 61% (72 out of 117) of APIs used in benign apps in Ghera were each used by more than 50% of real world apps in AndroZoo sample. For top 200 sample, this number increases to 80% (94 out of 117).

Barring few APIs in case of AndroZoo sample (i.e., dips for APIs ranked between 300 and 400 and closer to 481 (vertical dotted line)), the above observations hold true for all API levels considered from 19 thru 25 in both AndroZoo sample and top 200 sample.

Further, we made similar observations in cases of malicious apps and secure apps in Ghera with both AndroZoo sample and top 200 sample.

Above observations suggest *a large number of real world apps use a large number of APIs used in Ghera benchmarks. Consequently, we can conclude Ghera benchmarks are representative of real world apps.*

An Opportunity with Security Related APIs Observe that many security related APIs are used by a large percentage of top 200 apps. This is no surprise as these apps are likely to be widely used and are likely built with good security measures to keep their users secure. Surprisingly, this is also true of real world apps in general (based on AndroZoo sample) — 72 security related APIs are each used by more than 52K apps from AndroZoo sample in all considered API levels. This suggests *a large number of real world apps use security related APIs, knowingly or unknowingly and correctly or incorrectly.* Hence, there is a huge opportunity to help identify and fix incorrect use of security related APIs.

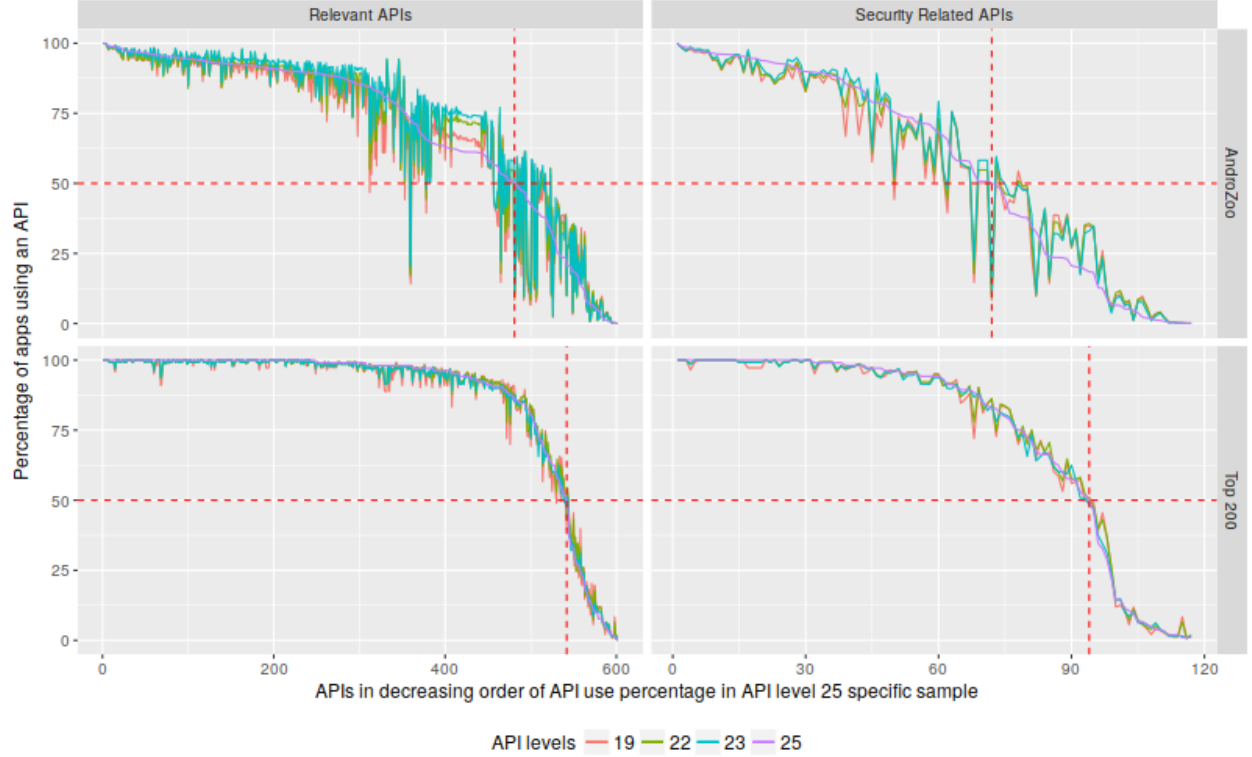


Figure 1: Percentage of apps that use APIs used in benign Ghera apps.

3.3.2 Based on Sampling Proportions

Columns 4, 5, 8, and 9 in Table 1 report the number of relevant APIs for which the null hypothesis — the proportion of benign apps in Ghera using API X is less than or equal to the proportion of real world apps using API X — could not be rejected. This data suggests, for at least 68% of relevant APIs, the proportion of Ghera apps that used an API could be less than or equal to the proportion of real world apps in AndroZoo sample that use the same API. This is true across all API levels and at specific API levels. This is also true for at least 94% of security related APIs. In case of top 200 sample, this is true for at least 94% of relevant APIs and 99% of security related APIs.⁶

Further, we made similar observations in cases of malicious apps and secure apps in Ghera with both AndroZoo sample and top 200 sample.

Considering Ghera benchmarks as a custom sample in which the proportion of benchmarks that used a specific set of APIs (relevant or security related) was expected to be high, the above observations suggest such proportions are higher for these APIs in real world apps. Consequently, we can conclude Ghera benchmarks are representative of real world apps.

3.4 Threats to Validity

This evaluation of representativeness is based on a weak measure of manifestation of vulnerabilities — use of APIs involved in vulnerabilities. Hence, this evaluation could have ignored the influence of richer aspects such as API usage context, security desiderata of data, and data/control flow path connecting various API uses, which are involved and hard to measure. The influence of such aspects can be verified by measuring representativeness by considering these aspects.

While a large sample of real world apps were considered, the distribution of apps across targeted API levels was skewed — there were fewer apps targeting recent API levels. Hence, recent API level specific

⁶These numbers will only be higher when lower p-value thresholds are considered.

API Level	AndroZoo Apps				Top 200 Apps			
	Sample Size	Sub-Samples	Representative APIs (%)		Sample Size	Sub-Samples	Representative APIs (%)	
			Relevant	Security Related			Relevant	Security Related
19-25	105586	2111	414 (68)	110 (94)	163	40	571 (95)	116 (99)
19	105483	2109	415 (69)	110 (94)	143	40	569 (94)	116 (99)
21	93673	1873	438 (72)	110 (94)	156	40	565 (94)	116 (99)
22	78470	1569	450 (74)	111 (94)	153	40	569 (94)	116 (99)
23	55087	1101	464 (77)	113 (96)	128	40	567 (94)	116 (99)
24	7530	150	466 (77)	113 (96)	109	40	568 (94)	116 (99)
25	2863	57	430 (71)	112 (95)	104	40	568 (94)	116 (99)

Table 1: Representativeness based on sample proportions test. Of the 601 selected (all) APIs, 117 APIs were security related.

samples may not have exhibited the variations observed in larger API specific samples, e.g., API level 19 (see Figure 1). This possibility can be verified by repeating this experiment using samples of comparable sizes.

The version of Ghera benchmarks considered in this evaluation was developed when API level 25 was the latest Android API level. So, it is possible that tooling and library support available for API level 25 could have influenced the structure of Ghera benchmarks and, consequently, the observations in Section 3.2. This possibility can be verified by repeating this experiment in the future while using tooling and library support available with newer API levels.

We have taken extreme care to avoid errors while collecting and analyzing data. Even so, there could be errors in our evaluation in the form of commission errors (e.g., misinterpretation of data), omission errors (e.g., missed data points), and automation errors. This threat to validity can be addressed by examining both our raw and processed data sets (see Section 7), analyzing the automation scripts, and repeating the experiment.

4 Vulnerability Detection Tools Evaluation

4.1 Android App Security Analysis Solutions

While creating Ghera repository in 2017, we became aware of various solutions for Android app security. From June 2017, we started collecting information about such solutions. Our primary sources of information were research papers [Sadeghi et al., 2017, Reaves et al., 2016], repositories [Bhatia, 2014], and blog posts [Agrawal, 2015] that collated information about Android security solutions.

From these sources, we considered 64 solutions that were related to Android security. (The complete list of these solutions is available at <https://bitbucket.org/secure-it-i/may2018>.) We classified the solution along the following dimensions.

1. *Tools vs Frameworks*: *Tools* detect a fixed set of security issues. While they can be applied immediately, they are limited to detecting a fixed set of issues. On the other hand, *frameworks* facilitate creation of tools that can detect specific security issues. While they are not immediately applicable to detect vulnerabilities and involve effort to create tools, they enable detection of relatively open set of issues.
2. *Free vs Commercial*: Solutions are available either freely or for a fee.
3. *Maintained vs Unmaintained*: Solutions are either actively maintained or unmaintained (i.e., few years of development dormancy). Typically, unmaintained solutions do not support currently supported versions of Android. This is also true of few maintained solutions.

4. *Vulnerability Detection vs Malicious Behavior Detection*: Solutions either detect vulnerabilities in an app or flag signs of malicious behavior in an app. The former is typically used by app developers while the latter is used by app stores and end users.
5. *Static Analysis vs Dynamic Analysis*: Solutions that rely on *static analysis* analyze either source code or Dex bytecode of an app and provide verdicts about possible security issues in the app. Since static analysis abstracts the execution environment, program semantics, and interactions with users and other apps, solutions reliant on static analysis can detect issues that occur in a variety of settings. However, since static analysis may incorrectly consider invalid settings due to too permissive abstractions, they are prone to high false positive rate.

In contrast, solutions that rely on *dynamic analysis* execute apps and check for security issues at runtime. Consequently, they have very low false positive rate. However, they are often prone to high false negative rate because they may fail to explore specific settings required to trigger security issues in an app.

6. *Local vs Remote*: Solutions are available as executables or as sources from which executables can be built. These solutions are installed and executed locally by app developers.

Solutions are also available remotely as web services (or via web portals) maintained by solution developers. App developers use these services by submitting the APKs of their apps for analysis and later accessing the analysis reports. Unlike local solutions, app developers are not privy to what happens to their apps when using remote solutions.

4.2 Tools Selection

4.2.1 Shallow Selection

To select tools for this evaluation, we first screened the considered 64 solutions by reading their documentation and any available resources. We rejected 5 solutions because they were not well documented, e.g., no documentation, lack of instructions to build and use tools. This was necessary to eliminate human bias resulting from the effort involved in discovering how to build and use a solution, e.g., DroidLegacy [Deshotels et al., 2014], BlueSeal [Shen et al., 2014]. We rejected AppGuard [Backes SRT GmbH, 2014] because its documentation was not in English. We rejected 6 solutions such as Aquifer [Nadkarni et al., 2016], Aurasium [Xu et al., 2012], and FlaskDroid [Bugiel et al., 2013] as they were not intended to detect vulnerabilities, e.g., intended to enforce security policy.

Of the remaining 52 solutions, we selected solutions based on the first four dimensions mentioned in Section 4.1.

In terms of tools vs frameworks, we were interested in solutions that could readily detect vulnerabilities with minimal adaptation, i.e., use it off-the-shelf instead of having to build an extension to detect a specific vulnerability. The rationale was to eliminate human bias and errors involved in identifying, creating, and using the appropriate adaptations. Also, we wanted to mimic a *simple developer workflow*: procure/build the tool based on APIs it tackles and the APIs used in an app, follow its documentation, and apply it to the app. Consequently, we rejected 16 tools that only enabled security analysis, e.g., Drozer [MWR Labs, 2012], ConDroid [Anand et al., 2012]. When a framework provided pre-packaged extensions to detect vulnerabilities, we selected such frameworks and treated each such extension as a distinct tool, e.g., we selected Amandroid framework as it comes with seven pre-packaged vulnerability detection extensions (i.e., data leakage, intent injection, comm leakage, password tracking, OAuth tracking, SSL misuse, and crypto misuse) that can be used as off-the-shelf tools [Wei et al., 2014].

In terms of free vs commercial, we rejected AppRay as it was a commercial solution [App-Ray, 2015]. While AppCritique was a commercial solution, a feature limited version of it was available for free. We decided to evaluate the free version and did not reject AppCritique.

In terms of maintained vs unmaintained, we focused on selecting only maintained tools. So, we rejected AndroWarn and ScanDroid tools as they were not updated after 2013 [Debize, 2012, Fuchs et al., 2009]. In a similar vein, since we were focused on currently supported Android API levels, we rejected TaintDroid as it supported only API levels 18 or below [Enck et al., 2010].

In terms of vulnerability detection and malicious behavior detection, we selected only vulnerability detection tools and rejected 6 malicious behavior detection tools.

Next, we focused on tools that could be applied as is without extensive configuration (or inputs). The rationale was to eliminate human bias and errors involved in identifying and using appropriate configurations. So, we rejected tools that required additional inputs to detect vulnerabilities. Specifically, we rejected Sparta as it required analyzed apps to be annotated with security types [Ernst et al., 2014].

Finally, we focused on the applicability of tools to Ghera benchmarks. We considered only tools that claimed to detect vulnerabilities stemming from APIs covered by at least one category in Ghera benchmarks. For such tools, based on our knowledge of Ghera benchmarks and shallow exploration of the tools, we assessed if the tools were indeed applicable to the benchmarks in the covered categories. The shallow exploration included checking if the APIs used in Ghera benchmarks were mentioned in any lists of APIs bundled with tools, e.g., list of information source and sink APIs bundled with HornDroid and FlowDroid. In this regard, we rejected 2 tools (and 1 extension): a) PScout [Au et al., 2012] focused on vulnerabilities related to over/under use of permissions and the only permission related benchmark in Ghera was not related to over/under use of permissions and b) LetterBomb [Garcia et al., 2017] and Amandroid’s OAuth tracking extension (*Amandroid₅*) as they were not applicable to any Ghera benchmark.⁷

4.2.2 Deep Selection

Of the remaining 23 tools, for tools that could be executed locally, we downloaded the latest official release of the tools, e.g., Amandroid.

If an official release was not available, then we downloaded the most recent version of the tool (executable or source code) from the master branch of its repository, e.g., AndroBugs. We then followed the tool’s documentation to build and set up the tool. If we encountered issues during this phase, then we tried to fix the issues. Often, these issues stemmed for reasons such as tools depending on older versions of other tools (e.g., HornDroid failed against real world apps as it was using an older version of *apktool*, a decompiler for Android apps), incorrect documentation (e.g., documented path to the DIALDroid executable was incorrect), and incomplete documentation (e.g., IccTA’s documentation did not mention the versions of required dependencies [Li et al., 2015]). We stopped trying to fix an issue and rejected a tool if we could not figure out a fix by interpreting the error messages and by exploring existing publicly available bug reports. This resulted in rejecting DidFail [Klieber et al., 2014].

Of the remaining tools, we tested 18 local tools using apps from I1, I2, W8, and W9 Ghera benchmarks⁸ and Offer Up, Instagram, Microsoft Outlook, and My Fitness Pal’s Calorie Counter apps from Google Play store. Each tool was executed with each of the above apps as input on a 16 core Linux machine with 64GB RAM and with 15 minute time out period. If a tool failed to execute successfully on all of these apps, then we rejected the tool. Specifically, we rejected IccTA and SMV Hunter because they failed to process the test apps by throwing exceptions [Li et al., 2015, Sounthiraraj et al., 2014]. We rejected CuckooDroid and DroidSafe because they ran out of time or memory while processing the test apps [Gordon et al., 2015, Cuckoo, 2015].

For 9 tools that were available only remotely, we tested them by submitting the above test apps for analysis. If a tool’s web service was unavailable, failed to process all of the test apps, or did not provide feedback within 30–60 minutes, then we rejected it. Consequently, we rejected 4 remote tools, e.g., TraceDroid [van der Veen and Rossow, 2013].

4.2.3 Selected Tools

Table 2 lists the fourteen tools selected for evaluation along with their canonical reference. For each tool, the table reports the version (or the commit id) selected for evaluation, dates of its initial publication and latest update, whether it uses static analysis (S) or dynamic analysis (D) or both (SD), whether it runs locally (L) or remotely (R), and the time spent to set up tools on a Linux machine. For each tool, Table 3 reports the applicable Ghera benchmark categories.

⁷ While Ghera did not have benchmarks that were applicable to some of the rejected tools at the time of this evaluation, it currently has such benchmarks that can be used in subsequent iterations of this evaluation.

⁸Refer to Section A for a brief description of these benchmarks.

Tool	Commit Id / Version	Updated [Published]	S/D	L/R	Set Up Time (sec)
Amandroid [Wei et al., 2014]	3.1.2	2017 [2014]	S	L	3600
AndroBugs [Lin, 2015]*	7fd3a2c	2015 [2015]	S	L	600
AppCritique [Allen, 2018]*	?	? [?]	?	R	
COVERT [Bagheri et al., 2015]	2.3	2015 [2015]	S	L	2700
DevKnox [DevKnox, 2016]*	2.4.0	2017 [2016]	S	L	600
DIALDroid [Bosu et al., 2017]	25daa37	2018 [2016]	S	L	3600
FixDroid [Nguyen et al., 2017]	1.2.1	2017 [2017]	S	L	600
FlowDroid [Arzt et al., 2014]	2.5.1	2018 [2013]	S	L	9000
HornDroid [Calzavara et al., 2016]	aa92e46	2018 [2017]	S	L	600
JAADAS [Keen, 2016]*	0.1	2017 [2017]	S	L	900
MalloDroid [Fahl et al., 2012]	78f4e52	2013 [2012]	S	L	600
Marvin-SA ^a [Rinaudo and Heguiabehere, 2016]*	6498add	2016 [2016]	S	L	600
MobSF [Abraham et al., 2015]*	b0efdc5	2018 [2015]	SD	L	1200
QARK [LinkedIn, 2015]*	1dd2fea	2017 [2015]	S	L	600

Table 2: Evaluated vulnerability detection tools. “?” denotes unknown information. *S* and *D* denote use of static analysis and dynamic analysis, respectively. *L* and *R* denote the tool runs locally and remotely, respectively. * identifies non-academic tools.

^aWe refer to Marvin Static Analyzer as Marvin-SA.

Tool	API (Vulnerability) Categories						
	Crypto	ICC	Net	Perm	Store	Sys	Web
Amandroid	✓	✓	✓		✓		✓
AndroBugs *	✓	✓	✓	✓	✓	✓	✓
AppCritique *	✓	✓	✓	✓	✓	✓	✓
COVERT	✓	✓	✓	✓	✓	✓	✓
DevKnox *	✓	✓	✓	✓	✓	✓	✓
DIALDroid	✓	✓	✓	✓	✓	✓	✓
FixDroid	✓	✓	✓	✓	✓	✓	✓
FlowDroid		✓	✓		✓		
HornDroid	✓	✓	✓		✓		✓
JAADAS *	✓	✓	✓	✓	✓	✓	✓
MalloDroid							✓
Marvin-SA *	✓	✓	✓	✓	✓	✓	✓
MobSF *	✓	✓	✓	✓	✓	✓	✓
QARK *	✓	✓	✓	✓	✓	✓	✓

Table 3: Applicability of vulnerability detection tools to various benchmark categories in Ghera. “✓” denotes the tool is applicable to the vulnerability category in Ghera. Empty cell denotes not applicable cases. * identifies non-academic tools.

4.3 Experiment

Every selected vulnerability detection tool (including pre-packaged extensions treated as tools) was applied in its default configuration to the *benign* app and the *secure* app separately of every applicable Ghera benchmark (given in column 9 in Table 4).

The tools were executed on a 16 core Linux machine with 64GB RAM and with 15 minutes time out. For each execution, we recorded the execution time and any output reports, error traces, and stack traces. We then examined the output to determine the verdict and its veracity pertaining to the vulnerability.

Variations

FixDroid was not evaluated on secure apps in Ghera because Android Studio version 3.0.1 was required to build the secure apps in Ghera and FixDroid was available as a plugin only to Android Studio version 2.3.3. Further, since benchmarks C4, I13, I15, and S4 were added after Ghera was migrated to Android Studio version 3.0.1, FixDroid was not evaluated on these benchmarks; hence, FixDroid was evaluated on only 38 Ghera benchmarks.

COVERT [Bagheri et al., 2015] and DIALDroid [Bosu et al., 2017] detect vulnerabilities stemming from inter-app communications, e.g., collusion, compositional vulnerabilities. So, we applied each of these tool in its default configuration to 33 Ghera benchmarks that included malicious apps. For each benchmark, the malicious app was also provided as input together with the benign app and the secure app.

JAADAS [Keen, 2016] operates in two modes: fast mode in which only intra-procedural analysis is performed and full mode in which both intra- and inter-procedural analyses are performed. Since the modes can be selected easily, we evaluated JAADAS in both modes.

QARK [LinkedIn, 2015] can analyze the source code and the APK of an app. It decompiles the DEX bytecodes in an APK into source form. Since the structure of reverse engineered source code may differ from the original source code and we did not know if this could affect the accuracy of QARK’s verdicts, we evaluated QARK with both APKs and source code.

4.4 Observations and Questions

4.4.1 Tools Selection

Questions 1 & 2 Of the considered 64 solutions, 17 tools (including Amandroid) were intended to enable security analysis of Android apps. This is a bit over 25% of security analysis tools considered in this evaluation. Further, we have found these tools be useful in our research workflow, e.g., Drozer [MWR Labs, 2012], MobSF [Abraham et al., 2015]. Hence, we believe studying these tools may be useful. Specifically, exploring the mutually related questions: 1) *how expressive, effective, and easy-to-use are these tools?* and 2) *are Android app developers and security analysts willing to invest effort in using tools that enable security analysis?* may help both tool users and tool developers.

Observation 1 We rejected only 39% of tools (9 out of 23) considered in deep selection. Even considering the number of instances where the evaluated tools failed to process certain benchmarks (see numbers in square brackets in Table 4), such low rejection rate is rather impressive. This suggests *more tool developers are putting in effort to release robust security analysis tools*. This number can be further improved by distributing executables (where applicable), providing complete and accurate build instructions (e.g., versions of required dependencies) for local tools, and publishing estimated turn around times for remote tools.

Observation 2 If the sample of tools included in this evaluation is representative of the population of Android app security analysis tools, then *almost every vulnerability detection tool for Android apps relies on static analysis, i.e., 13 out of 14*.

Observation 3 Every vulnerability detection tool publicly discloses the category of vulnerabilities it tries to detect. Also, almost all vulnerability detection tools are available as locally executable tools, i.e., 13 out of 14. So, *vulnerability detection tools are open with regards to their vulnerability detection capabilities*. The likely reason for this being vulnerability detection tools are intended to build secure apps.

Observation 4 Ignoring tools with unknown update dates (“?” in column 3 of Table 2) and considering the evaluation was conducted between June 2017 and May 2018, 9 out of 13 tools are less than 1.5 years old (2017 or later) and 12 out of 13 are less than or about 3 years old (2015 or later). Hence, the selected tools are current. Consequently, *the resulting observations are highly likely to be representative of the current state of the freely available Android app security analysis tools*.

4.4.2 Vulnerability Detection Tools

Table 4 summarizes the results from executing tools to evaluate their effectiveness in detecting different categories of vulnerabilities.

Every Ghera benchmark is associated with exactly one unique vulnerability v , and its benign app exhibits v while its secure app does not exhibit v . So, for a tool, for each applicable benchmark, we classified the tool’s verdict for the benign app as either true positive (i.e., v was detected in the benign app) or false negative (i.e., v was not detected in the benign app). We classified the tool’s verdict for the secure app as either true negative (i.e., v was not detected in a secure app) or false positive (i.e., v was detected in a secure app). Columns 10, 11, and 12 in Table 4 reports true positives, false negatives, and true negatives, respectively. False positives are not reported in the table as none of the tools except DevKnox (observe the D for DevKnox under *System* benchmarks in Table 4) and *data leakage* extension of Amandroid (observe the {1} for Amandroid₁ under *Storage* benchmarks in Table 4) provided false positive verdicts. Reported verdicts do not include cases in which a tool failed to process apps, e.g., the number of true negatives for DIALDroid is 0 because it failed to process every secure app.

Observation 5 *Most of the tools (10 out of 14) were applicable to every Ghera benchmark*. With the exception of MalloDroid, the rest of tools were applicable to 24 or more Ghera benchmarks. This observation is also true of Amandroid if the results of its pre-packaged extensions are considered together.

Tool	Crypto (4)	ICC (16)	Net (2)	Perm (1)	Store (6)	Sys (4)	Web (9)	# Applicable Benchmarks	Benign		Secure TN	Other
									TP	FN		
Amandroid ₁		7/0/9/3	1/0/1/0		4/0/1/0 {1}		6/0/3/0	15	1	14	14	3
Amandroid ₂		X			1/0/2/0 [3]		5/0/0/0 [4]	25	0	3	3	0
Amandroid ₃		8/0/8/2	1/0/1/0		4/0/2/0		6/0/3/0	14	0	14	14	2
Amandroid ₄		13/0/3/2						3	0	3	3	2
Amandroid ₆							6/0/3/0	3	0	3	3	0
Amandroid ₇	0/2/2/0							4	2	2	4	0
AndroBugs *	N	0/2/14/3	N	0/1/0/0	N	0/4/0/0	0/4/5/1	42	11	31	42	4
AppCritique *	0/2/2/0	N	N	N	0/3/3/0	N	0/2/7/0	42	7	35	42	0
COVERT	N	N	1/0/1/0	N	N	N	8/0/1/0	33	0	33	33	0
DevKnox *	0/1/3/0	N	N	N	N	D	N	42	5	37	38	0
DIALDroid	N	N	1/0/1/0	N	N	N	8/0/1/0	33	0	33	0	0
FixDroid	0/1/2/2	13/1/0/0	N	N	0/1/4/0	0/4/0/0	0/2/7/0	25	9	16	-	2
FlowDroid	N	N	N		N			24	0	24	24	0
HornDroid	N	0/1/15/7	N		0/0/6/1		0/0/9/1	37	1	36	37	9
JAADAS ₁ *	N	0/2/14/0	N	N	N	N	0/4/5/1	42	6	36	42	1
JAADAS ₂ *	N	0/2/14/0	N	N	N	N	0/4/5/1	42	6	36	42	1
MalloDroid			X				5/0/1/0 [3]	4	0	1	1	0
Marvin-SA *	0/1/3/0	0/5/11/3	N	0/1/0/0	0/0/6/2	0/4/0/0	0/4/5/0	42	15	27	42	5
MobSF *	0/1/3/0	0/5/11/0	N	0/1/0/1	0/1/5/0	0/4/0/0	0/3/6/0	42	15	27	42	1
QARK ₁ *	N	0/3/13/0	N	0/1/0/0	N	0/4/0/0	0/2/7/0	42	10	32	42	0
QARK ₂ *	N	0/3/13/0	N	0/1/0/0	N	0/4/0/0	0/2/7/0	42	10	32	42	0
# Undetected	1	5	2	0	2	0	2					

Table 4: Results from evaluating vulnerability detection tools. The number of benchmarks in each category is mentioned in parentheses. In each category, empty cell denotes the tool is inapplicable to any of the benchmarks, N denotes the tool flagged both benign and secure apps as not vulnerable in every benchmark, X denotes the tool failed to process any of the benchmarks, and D denotes the tool flagged both benign and secure apps as vulnerable in every benchmark. H/I/J/K denotes the tool was inapplicable to H benchmarks, flagged benign app as vulnerable and secure app as not vulnerable in I benchmarks, flagged both benign and secure app as not vulnerable in J benchmarks, and reported non-existent vulnerabilities in benign or secure apps in K benchmarks. The number of benchmarks that a tool failed to process is mentioned in square brackets. The number of benchmarks in which both benign and secure apps were flagged as vulnerable is mentioned in curly braces. “_” denotes not applicable cases. * identifies non-academic tools.

Observation 6 Based on the classification of the verdicts, 4 out of 14 tools detected none of the vulnerabilities captured in Ghera (“0” in column 10 in Table 4) considering all extensions of Amandroid as one tool. Even in case of tools that detected some of the vulnerabilities captured in Ghera, none of the tools detected more than 15 out of the 42 vulnerabilities; see the numbers in column 10 and the number of N’s in Table 4. This suggests, *in isolation, current tools are very limited in their ability to detect known vulnerabilities captured in Ghera.*

Observation 7 For 11 out of 14 tools,⁹ the number of false negatives was greater than 70% of the number of true negatives; see columns 11 and 12 in Table 4.¹⁰ This proximity between the number of false negatives and the number of true negatives suggests two possibilities: *most tools prefer to report only valid vulnerabilities (i.e., be conservative)* and *most tools can only detect specific manifestations of vulnerabilities.* Both these possibilities limit the effectiveness of tools in assisting developers to build secure apps.

Observation 8 Tools make claims about their ability to detect specific vulnerabilities or class of vulnerabilities. So, we examined such claims. While both COVERT and DIALDroid claimed to detect vulnerabilities related to communicating apps, neither detected such vulnerabilities in any of the 33 Ghera benchmarks that contained a benign app and a malicious app. While MalloDroid focuses solely on SSL/TLS related vulnerabilities, it did not detect any of the SSL vulnerabilities present in Ghera benchmarks. We observed similar failures with FixDroid. This suggests *there is a gap between the claimed capabilities and the observed capabilities of tools that could lead to vulnerabilities in apps.*

Observation 9 Different tools use different kinds of analysis under the hood to perform security analysis. Tools such as Amandroid, FlowDroid, and HornDroid rely on deep analysis (e.g., data flow analysis) while tools such as QARK, Marvin-SA, and AndroBugs rely on shallow analysis (e.g., searching for code smells/patterns). This suggests *tools that rely on deep analysis report fewer true positives and more false negatives than tools that rely on shallow analysis.*

Further, among the evaluated tools, most academic tools relied on deep analysis while most non-academic tools relied on shallow analysis.

Question 3 & 4 A possible reason for the poor performance of deep analysis tools could be that they often depend on extra information about the analyzed app (e.g., a custom list of sources and sinks to be used in data flow analysis) and we did not provide such extra information in our evaluation. However, JAADAS was equally effective in both fast (intra-procedural analysis) and full (intra- and inter-procedural analyses) mode. Also, FixDroid was more effective than other deep analysis tools while operating within an IDE. Clearly, in this evaluation, shallow analysis tools seems to out perform deep analysis tools. This raises two related questions: *3) are Android app security analysis tools that rely on deep analysis effective in detecting vulnerabilities in general?* and *4) are the deep analysis techniques used in these tools well suited in general to detect vulnerabilities in Android apps?* This question is pertinent because Ghera benchmarks capture known vulnerabilities and the benchmarks are small/lean in complexity, features, and size (i.e., less than 1000 lines of developer created Java and XML files) and yet deep analysis tools failed to detect the vulnerabilities in these benchmarks.

Observation 10 Switching the focus to vulnerabilities, each of the vulnerabilities captured by *Permission* and *System* benchmarks were detected by some tool. However, none of the 2 vulnerabilities captured by *Networking* benchmarks category were detected by any tool. Considering all vulnerabilities, 12 of 42 known vulnerabilities captured in Ghera were not detected by any tool (false negatives). In other words, *using all tools together is not sufficient to detect the known vulnerabilities captured in Ghera.*

⁹AndroBugs, Marvin-SA, and MobSF were the exceptions.

¹⁰We considered all variations of a tool as one tool, e.g., JAADAS. We counted DIALDroid as it failed to process every secure app in Ghera. We did not count FixDroid as it was not evaluated on secure apps in Ghera

Question 5 & 6 Out of 42 vulnerabilities, 30 vulnerabilities were detected by 15 tools with no or minimal configuration. This is collectively impressive and it raises the questions: 5) *with reasonable configuration effort, can the evaluated tools be configured to detect the undetected vulnerabilities?* and 6) *would the situation improve if vulnerability detection tools rejected during tools selection are also used to detect vulnerabilities?*

Observation 11 Out of 14 tools, 8 tools reported vulnerabilities that were not the focus of Ghera benchmarks; see the last column in Table 4. Upon manual examination of the benchmarks, we found none of the reported vulnerabilities were present in the benchmarks. Hence, *with regards to vulnerabilities not captured in Ghera benchmarks, tools exhibit a high false positive rate.*

Observation 12 To understand the above observations, we considered the relevant APIs and security related APIs from Ghera representativeness experiment in Section 3. We compared the sets of relevant APIs used in benign apps (601 APIs) and secure apps (602 APIs). We found that 587 APIs were common to both sets while 14 and 15 APIs were unique to benign apps and secure apps, respectively. When we compared security related APIs used in benign apps (117 APIs) and secure apps (108 APIs), 108 were common to both sets and 9 were unique to benign apps. This suggests the benign apps (real positives) and secure apps (real negatives) are similar in terms of the APIs they use and different in terms of how they use APIs, i.e., different arguments/flags, control flow context. This implies *tools should consider aspects beyond presence of APIs to successfully identify the presence of vulnerabilities captured in Ghera.*

Observation 13 We partitioned the set of 601 relevant APIs and the set of 117 security related APIs used in benign apps into three sets: 1) *common APIs* that appear in both true positive benign apps (flagged as vulnerable) and false negative benign apps (flagged as secure), 2) *TP-only APIs* that appear only in true positive benign apps, and 3) *FN-only APIs* that appear only in false negative benign apps. The sizes of sets in order in each partition were 440, 108, and 53, and 60, 39, and 18, respectively. For both relevant and security related APIs, the ratio of the number of TP-only APIs and the number of FN-only APIs is similar to the ratio of the number of true positives and the number of false negatives, i.e., $108/53 \approx 39/18 \approx 30/12$. This relation suggests, *to improve the ability of tools to detect the vulnerabilities captured in Ghera, tools should be extended to consider FN-only APIs.* Since vulnerabilities will likely depend on the combination of FN-only APIs and common APIs, such extensions should also consider common APIs.

Observation 14 We compared the sets of relevant APIs used in the 12 false negative benign apps (flagged as secure) and all of the secure apps (real negatives). While 491 APIs were common to both sets, only 2 APIs were unique to benign apps. In case of security related APIs, 77 APIs were common while only 1 API was unique to secure apps. This suggests, in terms of APIs, false negative benign apps are very similar to secure apps. Consequently, *tools need to be more discerning to correctly identify benign apps in Ghera as vulnerable (i.e., reduce the number of false negatives) without incorrectly identifying secure apps as vulnerable (i.e., increase the number of false positives).*

Besides drawing observations from raw numbers, we also drew observations based on evaluation measures.

While precision and recall are commonly used evaluation measures, they are biased — “they ignore performance in correctly handling negative cases, they propagate the underlying marginal prevalences (real labels) and biases (predicted labels), and they fail to take account the chance level performance” by Powers [2011]. So, we used informedness and markedness, which are unbiased variants of recall and precision, respectively, as evaluation measures.

As defined by Powers [2011], *Informedness* quantifies how informed a predictor is for the specified condition, and specifies the probability that a prediction is informed in relation to the condition (versus chance). *Markedness* quantifies how marked a condition is for the specified predictor, and specifies the probability that a condition is marked by the predictor (versus chance). Quantitatively, informedness and markedness are defined as the difference between true positive rate and false positive rate (i.e., $TP/(TP + FN) - FP/(FP + TN)$) and the difference between true positive accuracy and false negative accuracy, (i.e., $TP/(TP + FP) - FN/(FN + TN)$), respectively.¹¹ When they are positive, the predictions

¹¹TP, FP, FN, and TN denote the number of true positive, false positive, false negative, and true negative verdicts, respectively.

Tool	Informedness	Markedness
Amandroid ₁	0.000	0.000
Amandroid ₂	0.000	–
Amandroid ₃	0.000	–
Amandroid ₄	0.000	–
Amandroid ₆	0.000	–
Amandroid ₇	1.000	1.000
AndroBugs *	0.262	0.575
AppCritique *	0.167	0.545
COVERT	0.000	–
DIALDroid	0.000	–
DevKnox *	0.024	0.062
FixDroid	–	0.000
FlowDroid	0.000	–
HornDroid	0.027	0.507
JAADAS *	0.143	0.538
MalloDroid	0.000	–
Marvin-SA *	0.333	0.540
MobSF *	0.310	0.592
QARK *	0.333	0.600

Table 5: Informedness and Markedness scores from tools evaluation. * identifies non-academic tools.

are better than chance (random) predictions. When these measures are zero, the predictions are no better than chance predictions. When they are negative, the predictions are perverse and, hence, worse than chance predictions.

In this evaluation, while we use the above quantitative definitions, we interpret *informedness* as a *measure of how informed (knowledgeable) is a tool about the presence and absence of vulnerabilities* (i.e., will a vulnerable/secure app be detected as vulnerable/secure?) and *markedness* as a *measure of the trustworthiness (truthfulness) of a tool’s verdict about the presence and absence of vulnerabilities*, i.e., is an app that is flagged (marked) as vulnerable/secure indeed vulnerable/secure?

Table 5 reports the informedness and markedness for the evaluated tools. It reports the measures for each Amandroid plugin separately as each plugin was applied to different sets of benchmarks and provided different verdicts. It does not report measures for each variation of JAADAS and QARK separately as the variations for each tool were applied to the same set of benchmarks and provided identical verdicts. For tools that did not flag any app as vulnerable (positive), markedness was undefined. Informedness was undefined for FixDroid as it was not evaluated on secure (negative) apps.

Observation 15 Out of 13 tools, 6 tools were better informed than an uninformed tool about the presence and absence of vulnerabilities, i.e., $0.14 \leq \text{informedness} \leq 0.33$. These tools reported relatively higher number of true positives and true negatives. Amandroid₇ plugin was fully informed, i.e., informedness = 1.0. The remaining tools and Amandroid plugins were completely uninformed about the vulnerabilities, i.e., informedness ≈ 0 , as they did not report any true positives. This suggests *the tools need to be much more informed about the presence and absence of vulnerabilities to be effective*.

Observation 16 Out of 13 tools, 7 tools provided verdicts that were more trustworthy than random verdicts, i.e., $0.5 \leq \text{markedness}$. The verdicts from Amandroid₇ plugin could be fully trusted with regards to the applicable vulnerabilities (benchmarks), i.e., markedness = 1.0. The verdicts of Amandroid₁ were untrustworthy, i.e., markedness = 0. The verdicts of FixDroid cannot be deemed untrustworthy based on markedness score because we did not evaluate FixDroid on secure apps. The remaining tools and Amandroid plugins did not flag any apps from any of the applicable benchmarks as vulnerable, i.e., they provided no vulnerable (positive) verdicts. Unlike in the case of informedness, *while there are tools that can be trusted with caution, tools need to improve the trustworthiness of their verdicts to be effective*.

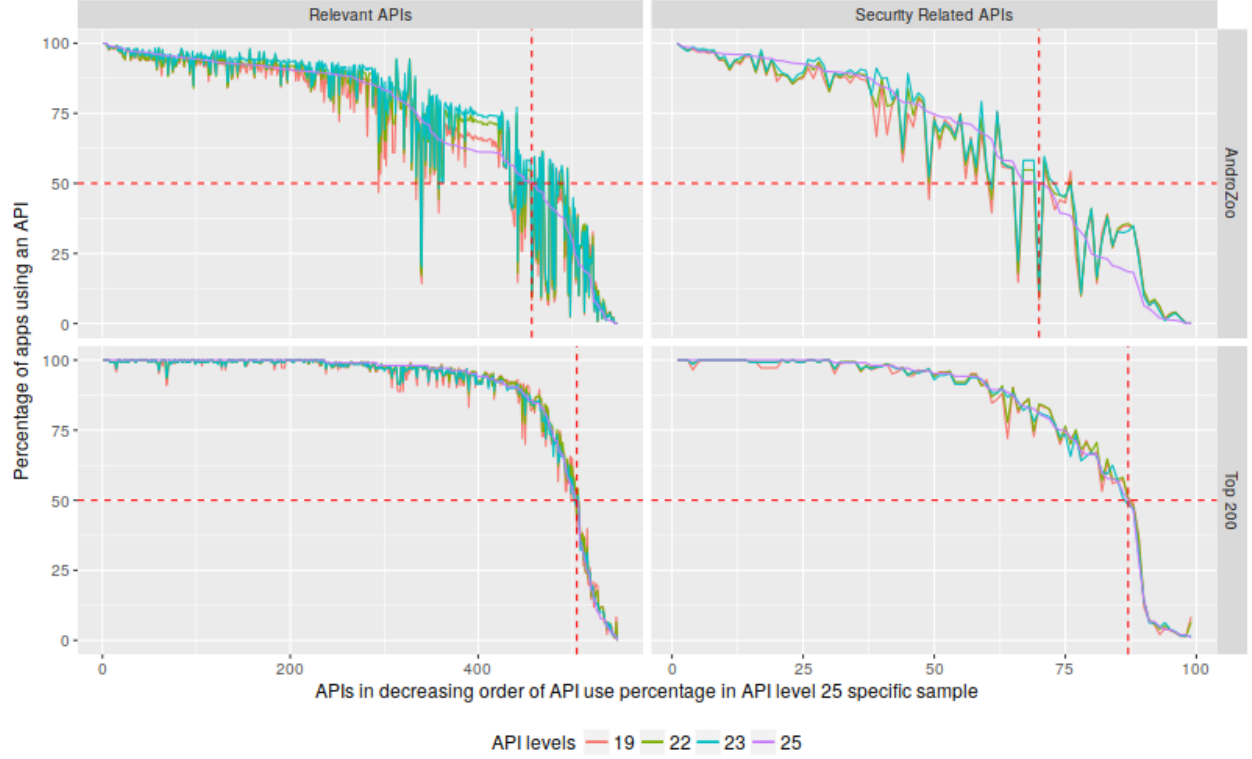


Figure 2: Percentage of apps that use APIs used in true positive benign Ghera apps.

Both the uninformedness and unmarkedness (lack of truthfulness of verdicts) of tools could be inherent to techniques underlying the tools or stem from the use of minimal configuration when exercising the tools. So, while both possibilities should be entertained, the ability of tools to detect known vulnerabilities should be evaluated with extensive configuration before starting to improve the underlying techniques.

Observation 17 In line with observation 9, *in terms of both informedness and markedness, shallow analysis tools fared better than deep analysis tools*. Also, non-academic tools fared better than academic tools. Similar to observation 9, these measures also reinforce the need to explore questions 3, 4, and 5.

Observation 18 We projected Ghera’s representativeness information from Section 3 to APIs that were used in true positive benign apps (i.e., common APIs plus TP-only APIs) and the APIs that were used in false negative benign apps.¹² Barring the change in the upper limit of x-axis, the shape of the trends of API usage in figures Figure 2 and Figure 3 are very similar to the trend of API usage in Figure 1. In terms of numbers, at least 83% (457 out of 548) of relevant APIs and 70% (70 out of 99) of security related APIs are used in true positive benign apps are used in at least 50% of apps in both Androzoo sample and top 200 sample. These numbers are 84% (416 out of 493) and 61% (48 out of 78) in case of false negative benign apps. These numbers are very close to the API usage numbers observed when evaluating the representativeness of Ghera Section 3. This suggests, *the effectiveness of tools in detecting vulnerabilities captured by Ghera benchmarks will extend to real world apps*.

Observation 19 While the two modes of QARK provided identical verdicts, they exhibited the largest difference in run times: 2 seconds source code analysis mode and 63 seconds in APK analysis mode, which

¹²We considered TP-only (FN-only) APIs along with common APIs as vulnerabilities may depend on the combination of TP-only (FN-only) APIs and common APIs.

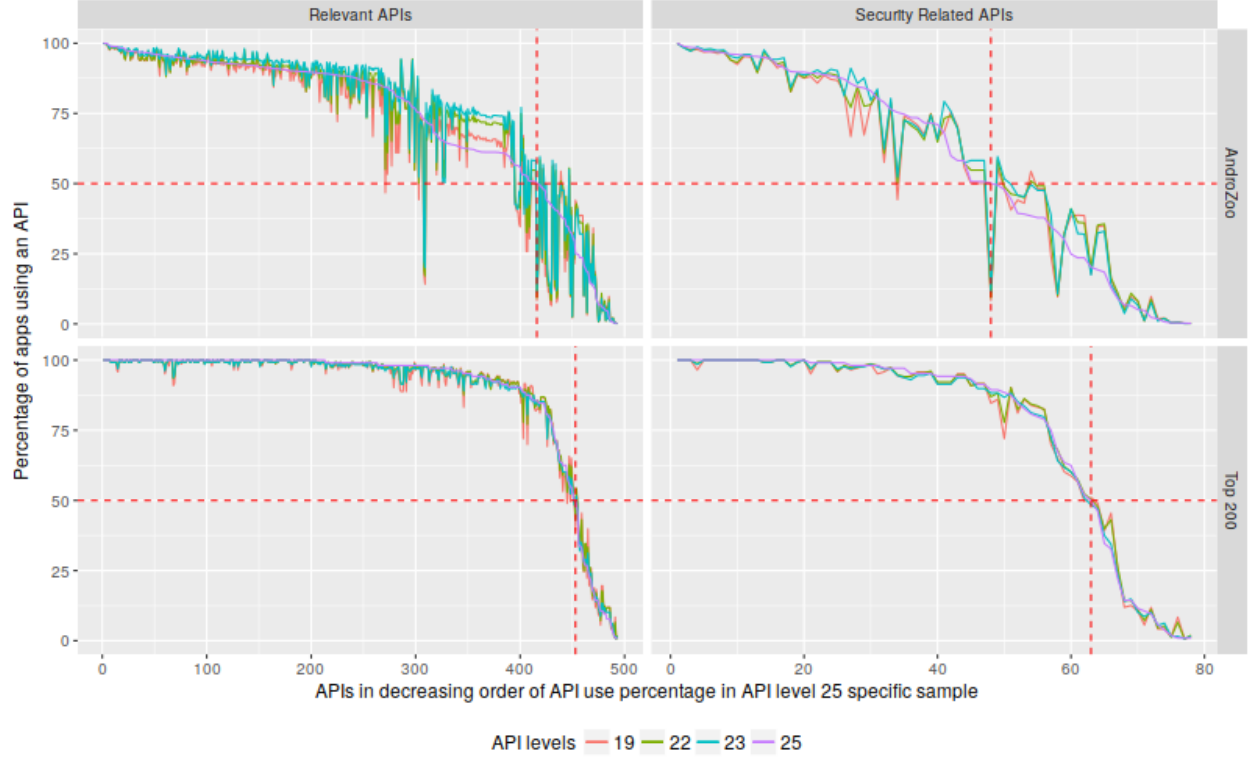


Figure 3: Percentage of apps that use APIs used in false negative benign Ghera apps.

can be attributed to the conversion of bytecodes into source code. In this regard, *all of the tools supported APK analysis*. A possible explanation for this is analyzing APKs helps tools cater to wider audience: APK developers and APK users (i.e., app stores and end users).

Observation 20 For tools that completed the analysis of apps (either normally or exceptionally), the median run time was 5 seconds with the lowest and highest run times being 2 and 63 seconds, respectively. So, *in terms of performance, tools that complete analysis exhibit good run times*.

4.5 Threats to Validity

While we tried to execute the tools using all possible options but with minimum or no extra configuration, we may not have used options or combinations of options that could result in more true positives and true negatives. The same is true of extra configuration required by certain tools, e.g., providing custom list of sources and sink to FlowDroid.

Our personal preferences for IDEs (e.g., Android Studio over Eclipse) and flavors of analysis (e.g., static analysis over dynamic analysis) could have biased how we diagnosed issues encountered while building and setting up tools. This could have affected the selection of tools and the reported set up times.

We have taken utmost care in using the tools, collecting their outputs, and analyzing their verdicts. However, our bias along with commission errors (e.g., incorrect tool use) and omission errors (e.g., missed data) could have affected the evaluation.

All of the above threats can be addressed by replicating this evaluation; specifically, by different experimenters with different biases and preferences than us and comparing their observations with our observations as documented in this manuscript and the artifacts repository (see Section 7).

Our observations are based on the evaluation of 14 vulnerability detection tools. While this is a reasonably large set of tools, it may not be representative of the population of vulnerability detection tools, e.g., it does not include commercial tools, it does not include free tools that failed to build. So, the above observations

should be considered only in the context of tools similar to the evaluated tools and more exploration should be performed before generalizing the observations to other tools.

4.6 Interaction with Tool Developers

By end of June 2017, we had completed a preliminary round of evaluation of QARK and AndroBugs. Since we were surprised by the low detection rate of both tools, we contacted both teams with our results and the corresponding responses were very different.

QARK team acknowledged our study and reverted back to us with a new version of their tool after two months. We evaluated this new version of QARK. While the previous version of the tool flagged 3 benchmarks as vulnerable, the new version flagged 10 benchmarks as vulnerable. The evaluation reported in this manuscript uses this new version of QARK.

AndroBugs team pointed out that the original version of their tool was not available on GitHub and, hence, we were not using the original version of AndroBugs in our evaluation. When we requested the original version of the tool, the team did not respond.¹³

After these interactions, we decided not to communicate with tool developers until the evaluation was complete. The rationale for this decision was to conduct a fair evaluation: evaluate tools as they are publicly available without being influenced by intermediate findings from this evaluation.

4.7 Why did the evaluation take one year?

In June 2017, we started gathering information about solutions related to Android app security. By mid-June, we had performed both shallow and deep selection of tools. At that time, Ghera repository had only 25 benchmarks and we evaluated the selected tools on these benchmarks.

In July 2017, we started adding 17 new benchmarks to Ghera. In addition, we upgraded Ghera benchmarks to work with Android Studio 3.0.1 (from Android Studio 2.3.3). So, in October 2017, we evaluated the tools against 25 revised benchmarks and 17 new benchmarks.

In November 2017, based on feedback at PROMISE conference, we started adding secure apps to Ghera benchmarks along with automation support for functional testing of benchmarks. This exercise forced us to change some of the existing benchmarks. We completed this exercise in January 2018.

To ensure our findings would be fair and current, we re-evaluated the tools using the changed benchmarks, i.e., a whole new set of secure apps along with few revamped benign and malicious apps. We completed this evaluation in February 2018.

While the time needed for tools evaluation — executing the tools and analyzing the verdicts — was no more than two months, changes to Ghera and consequent repeated tool executions prolonged tools evaluation.

Between February and May 2018, we designed and performed the experiment to measure the representativeness of Ghera benchmarks. Throttled remote network access to Androzoo, sequential downloading of apps from Androzoo, processing of 339K apps, and repetition of the experiment (to eliminate errors) prolonged this exercise.

5 Malicious Behavior Detection Tools Evaluation

We decided to evaluate the effectiveness of malicious behavior detection tools against the malicious apps in Ghera benchmarks due to three reasons: 1) each Ghera benchmark contained a malicious app, 2) we had uncovered few malicious behavior detection tools during tool selection, and 3) we were in the midst of an elaborate tools evaluation. Since the evaluation was opportunistic, incidental, exploratory, and limited, we did not expect to uncover report worthy results. However, we did uncover strong results even in the limited scope; hence, we decided to report the evaluation.

5.1 Tools Selection

For this evaluation, we considered the six tools that we rejected as malicious behavior detection tools during shallow selection of tools for evaluating vulnerability detection tools (Section 4.2): AndroTotal, HickWall,

¹³The corresponding GitHub ticket can be found at https://github.com/AndroBugs/AndroBugs_Framework/issues/16.

Tool	Commit Id / Version	Updated [Published]	S/D	L/R	Set Up Time (sec)
AndroTotal [Maggi et al., 2013]	?	? [2013]	SD	R	?
HickWall [Yuan et al., 2014]	?	? [2014]	SD	R	?
Maldrolyzer [MalDroid, 2015]	0919d46	2015 [2015]	S	L	600
NVISO ApkScan [NVISO, 2014]	?	? [?]	SD	R	?
VirusTotal [Sistemas, 2014]	?	? [?]	S	R	?

Table 6: Evaluated malicious behavior detection tools. *S* and *D* denote use of static analysis and dynamic analysis, respectively. *L* and *R* denote the tool runs locally and remotely, respectively. “?” denotes unknown information.

Tool	Crypto (4)	ICC (16)	Net (1)	Perm (1)	Sys (4)	Store (6)	Web (1)	PUPs	FN
AndroTotal	0/4	0/16	0/1	0/1	0/4	0/6	0/1	0	33
HickWall	0/4	0/16	0/1	0/1	0/4	0/6	0/1	0	33
Maldrolyzer	0/4	0/16	0/1	0/1	0/4	0/6	0/1	0	33
NVISO ApkScan	0/4	9/7	1/0	1/0	0/4	4/2	1/0	16	17
VirusTotal	4/0	16/0	1/0	1/0	0/4/0	6/0	1/0	33	0

Table 7: Results from evaluating malicious behavior detection tools. The number of benchmarks in each category is mentioned in parentheses. X/Y denotes the tool deemed X benchmarks as PUPs and failed to flag Y benchmarks as malicious.

Maldrolyzer, NVISO ApkScan, StaDyna, and VirusTotal. Of these tools, we rejected StaDyna because it detected malicious behavior stemming from dynamic code loading and Ghera did not have benchmarks that used dynamic code loading [Zhauniarovich et al., 2015]. Since the other five tools did not publicly disclose the malicious behaviors they can detect, we selected all of them for evaluation and considered them as applicable to all Ghera benchmarks.

Similar to Table 2, Table 6 reports information about the malicious behavior detection tools selected for evaluation.

5.2 Experiment

Every selected tool was applied in its default configuration to the *malicious* app of every applicable Ghera benchmark. Unlike in case of vulnerability detection tools, malicious behavior detection tools were evaluated on only 33 Ghera benchmarks because 9 benchmarks — 1 in Networking category and 8 in Web category — did not have malicious apps as they relied on non-Android apps to mount man-in-the-middle exploits.

For this evaluation, we used the same execution set up from the evaluation of vulnerability detection tools.

5.3 Observations

Table 7 reports the results from evaluating malicious behavior detection tools. Like the results from evaluating vulnerability detection tools, these results are concerning but homogeneous.

Observation 1 None of the evaluated malicious behavior detection tools publicly disclose the malicious behaviors they can detect. Almost none of the malicious behavior detection tools are available as local services, i.e., 4 out of 5. So, *malicious behavior detection tools are closed with regards to their detection capabilities*. The likely reason for this being malicious behavior analysis tools are intended to thwart malicious apps.

Observation 2 Recall that 33 benchmarks in Ghera are composed of two apps: a malicious app that exploits a benign app. So, while malicious apps in Ghera are indeed malicious, 3 out of 5 tools did not detect malicious behavior in any of the malicious apps. VirusTotal flagged all of the malicious apps as *potentially unwanted programs (PUPs)*, which is not the same as being malicious; it is more akin to flagging a malicious app as non-malicious. NVISO ApkScan flagged one half of the apps as PUPs and the other half as non-malicious. In short, *all malicious behavior detection tools failed to detect any of the malicious behaviors present in Ghera benchmarks.*

Observation 3 Since AndroTotal, NVISO ApkScan, and VirusTotal rely on antivirus scanners to detect malicious behavior, the results suggest *the malicious behaviors present in Ghera benchmarks will likely go undetected by antivirus scanners.*

Observation 4 Since HickWall, Maldrolyzer, and NVISO ApkScan rely on static and/or dynamic analysis to detect malicious behavior, the results suggest *static and dynamic analyses used in these tools are ineffective in detecting malicious behaviors present in Ghera benchmarks.*

Since we evaluated only five tools against 33 exploits, the above observations should not be generalized. Nevertheless, *the observations suggest 1) tools to detect malicious behavior in Android apps may be ineffective and 2) evaluations that consider more malicious behaviors (exploits) and more tools are needed to accurately assess the effectiveness of existing malicious behavior detection tools and techniques.*

6 Related Work

Android security has generated considerable interest in the past few years. This is evident by the sheer number of research efforts exploring Android security. Sufatrio et al. summarized such efforts by creating a taxonomy of existing techniques to secure the Android ecosystem [Sufatrio et al., 2015]. They distilled the state of the art in Android security research and identified potential future research directions. While their effort assessed existing techniques theoretically on the merit of existing reports and results, we evaluated existing tools empirically by executing them against a common set of benchmarks; hence, these efforts are complementary.

In 2016, Reaves et al. systematized Android security research focused on application analysis by considering Android app analysis tools that were published in 17 top venues since 2010 [Reaves et al., 2016]. They also empirically evaluated the usability and applicability of results of 7 Android app analysis tools. In contrast, we evaluated 19 tools that detected vulnerabilities and malicious behaviors. They used benchmarks from DroidBench [DroidBench, 2013], 6 vulnerable real world apps, and top 10 financial apps from Google Play store as inputs to tools. While DroidBench benchmarks and vulnerable real world apps were likely authentic (i.e., they contained vulnerabilities), this was not the case with the financial apps. In contrast, all of the 42 Ghera benchmarks used as inputs in our evaluation were authentic albeit synthetic. While DroidBench focuses on ICC related vulnerabilities and use of taint analysis for vulnerability detection, Ghera is agnostic to the techniques underlying the tools and contains vulnerabilities related to ICC and other features of Android platform, e.g., crypto, storage, web. While their evaluation focused on the usability of tools (i.e., how easy is it to use the tool in practice? and how well does it work in practice?), our evaluation focused more on the effectiveness of tools in detecting known vulnerabilities and malicious behavior and less on the usability of tools. Despite these differences, the effort by Reaves et al. is closely related to our evaluation.

Sadhegi et al. conducted an exhaustive literature review of the use of program analysis techniques to address issues related to Android security [Sadeghi et al., 2017]. They identified trends, patterns, and gaps in existing literature along with the challenges and opportunities for future research. In comparison, our evaluation also exposes gaps in existing tools. However, it does so empirically while being agnostic to techniques underlying the tools, i.e., not limited to program analysis.

More recently, Pauck et al. conducted an empirical study to check if Android static taint analysis tools keep their promises [Pauck et al., 2018]. Their evaluation uses DroidBench, ICCBench [Wei, 2017], and DIALDroidBench [Bosu, 2017] as inputs to tools. Since the authenticity of the apps in these benchmark suites was unknown, they developed a tool to help them confirm the presense/absence of vulnerabilities in

the apps and used it to create 211 authentic benchmarks. Likewise, they created 26 authentic benchmarks based on the real world apps from DIALDroiBench. Finally, they empirically evaluated the effectiveness and scalability of 6 static taint analysis tools using these 237 benchmarks. While their evaluation is very similar to our evaluation in terms of the goals — understand the effectiveness of tools, there are non-trivial differences in the approaches and findings. First, unlike their evaluation, our evaluation used Ghera benchmarks which are demonstrably authentic and did not require extra effort to ensure authenticity as part of evaluation. Further, while their evaluation is subject to bias and incompleteness due to manual identification of vulnerable/malicious information flows, our evaluation does not suffer from such aspects due to the intrinsic characteristics of Ghera benchmarks, e.g., tool/technique agnostic, authentic.¹⁴ Second, while they evaluated 6 security analysis tools, we evaluated 14 vulnerability detection tools (21 variations in total; see Table 4) (including 3 tools evaluated by Pauck et al.) along with 5 malicious behavior detection tools. Further, while they evaluated only academic tools, we evaluated academic tools and non-academic tools. Third, while their evaluation focused on tools based on static taint analysis, our evaluation was agnostic to the techniques underlying the tools. Their evaluation was limited to ICC related vulnerabilities while our evaluation covered vulnerabilities related to ICC and other features of Android platform, e.g., crypto, storage, web. Fourth, while their evaluation used more than 200 synthetic apps and 26 real world apps, our evaluation used only 84 synthetic apps (i.e., 42 vulnerable apps and 42 secure apps). However, since each benchmark in Ghera embodies a unique vulnerability, our evaluation is based on 42 unique vulnerabilities. In contrast, their evaluation is not based on unique vulnerabilities as not every DroidBench benchmark embodies a unique vulnerability e.g., privacy leak due to constant index based array access vs privacy leak due to calculated index based array access. Finally, their findings are more positive than our findings; even when limited to ICC related vulnerabilities. Given the above differences in evaluations, the differences in findings is not surprising.

Given all of the above differences between these two evaluations that pursued very similar goals, we strongly urge researchers to consider these differences and associated experimental aspects while designing similar evaluations in the future. Also, we believe a closer examination of existing empirical evaluations in software engineering is necessary to determine the pros and cons of the experimental setup used in these evaluations and identify the basic requirements of experimental setup to create comparable and reproducible evaluations.

Zhou et al. conducted a systematic study of the installation, activation, and payloads of 1260 malware samples collected from August 2010 thru 2011 [Zhou and Jiang, 2012]. They characterized the behavior and evolution of malware. In contrast, our evaluation is focused on the ability of tools to detect vulnerable and malicious behaviors.

7 Evaluation Artifacts

Ghera benchmarks used in the evaluations described in this manuscript are available at <https://bitbucket.org/secure-it-i/android-app-vulnerability-benchmarks/commits/tag/RekhaEval-3>.

The code and input data used in the evaluation of representativeness of Ghera benchmarks are available in a publicly accessible repository: <https://bitbucket.org/secure-it-i/evaluate-representativeness/src/rekha-may2018-3>. The repository also contains the output data from the evaluation and the instructions to repeat the evaluation.

A copy of specific versions of offline tools used in tools evaluation along with tool output from the evaluation are available in a publicly accessible repository: <https://bitbucket.org/secure-it-i/may2018>. Specifically, *vulevals* and *secevals* folders in the repository contain artifacts from the evaluation of vulnerability detection tools using benign apps and secure apps from Ghera, respectively. *malevals* folder contains artifacts from the evaluation of malicious behavior detection tools using malicious apps from Ghera. The repository also contains scripts used to automate the evaluation along with the instructions to repeat the evaluation.

To provide a high level overview of the findings from tools evaluation, we have created a simple online dashboard of the findings at <https://secure-it-i.bitbucket.io/rekha/dashboard.html>. The findings on the dashboard are linked to the artifacts produced by the each tools in the evaluation. We hope the

¹⁴Refer to Sections 2 and 3.4 of the work by Mitra and Ranganath [2017] for a detailed description of characteristics of Ghera.

dashboard will help app developers identify security tools that are well suited to check their apps for vulnerabilities and tool developers assess how well their tools fare against both known (regression) and new vulnerabilities and exploits. We plan to update the dashboard with results from future iterations of this evaluation.

8 Future Work

Here are few ways to extend this effort to help the Android developer community.

1. Evaluate paid security analysis tools by partnering with tool vendors, e.g., AppRay [App-Ray, 2015], IBM AppScan [IBM, 2018], Klocwork [Rogue Wave Software, 2017].
2. Evaluate freely available Android security analysis tools that were considered but not evaluated in this tools evaluation, e.g., ConDroid [Anand et al., 2012], Sparta [Ernst et al., 2014], StaDyna [Zhauniarovich et al., 2015].
3. Explore different modes/configurations of evaluated tools (e.g., Amandroid) and evaluate their impact on the effectiveness of tools.
4. Extend tools evaluation to consider new lean and fat benchmarks added to Ghera repository. (Currently, Ghera contains 55 lean benchmarks: 14 new lean benchmarks and 1 deprecated lean benchmark.)

9 Summary

When we started this evaluation, we expected many Android app security analysis tools to detect many of the known vulnerabilities. The rationale for our expectation was the considered vulnerabilities were known a priori and there has been an explosion of efforts in recent years to develop security analysis tools and techniques for Android apps.

Contrary to our expectation, the evaluation suggests that most of the tools and techniques are able to independently detect only a small number of considered vulnerabilities. Further, all tools together are unable to detect all of the considered vulnerabilities.

These observations suggest, if current and new security analysis tools and techniques are to be helpful in securing Android apps, then they need to be more effective in detecting vulnerabilities; specifically, starting with known vulnerabilities as a large portion of real world apps use APIs associated with these vulnerabilities. A two step approach to achieve this is 1) build and maintain an open, free, and public corpus of known Android app vulnerabilities in a verifiable and demonstrable form and 2) use the corpus to continuously and rigorously evaluate the effectiveness of Android app security analysis tools and techniques.

Acknowledgement

We thank various readers and reviewers who read this manuscript and provided feedback to improve it.

References

- Ajin Abraham, Dominik Schelecht, and Matan Dobrushin. Mobile Security Framework. <https://github.com/MobSF/Mobile-Security-Framework-MobSF>, 2015. Accessed: 21-Nov-2017.
- Aditya Agrawal. Mobile Security Wiki. <https://mobilesecuritywiki.com/>, 2015. Accessed: 01-May-2018.
- Booz Allen. AppCritique: Online Vulnerability Detection Tool. <https://appcritique.boozallen.com/>, 2018. Accessed: 21-Nov-2017.
- Kevin Allix, Tegaw  nd   F. Bissyande, Jacques Klein, and Yves Le Traon. Androzoo: Collecting millions of android apps for the research community. In *Proceedings of the 13th International Conference on Mining Software Repositories*, pages 468–471. ACM, 2016.

- Saswat Anand, Mayur Naik, Mary Jean Harrold, and Hongseok Yang. Automated concolic testing of smart-phone apps. In *Proceedings of the ACM SIGSOFT 20th International Symposium on the Foundations of Software Engineering*, pages 59:1–59:11. ACM, 2012. URL <http://doi.acm.org/10.1145/2393596.2393666>.
- App-Ray. AppRay. <http://app-ray.co/>, 2015. Accessed: 04-Jun-2018.
- Steven Arzt, Siegfried Rasthofer, Christian Fritz, Eric Bodden, Alexandre Bartel, Jacques Klein, Yves Le Traon, Damien Octeau, and Patrick McDaniel. Flowdroid: Precise context, flow, field, object-sensitive and lifecycle-aware taint analysis for android apps. In *Proceedings of the 35th ACM SIGPLAN Conference on Programming Language Design and Implementation*, pages 259–269. ACM, 2014. <https://github.com/secure-software-engineering/FlowDroid>, Accessed: 21-Nov-2017.
- Kathy Wain Yee Au, Yi Fan Zhou, Zhen Huang, and David Lie. Pscout: Analyzing the android permission specification. In *Proceedings of the 2012 ACM Conference on Computer and Communications Security*, pages 217–228. ACM, 2012. <http://pscout.csl.toronto.edu/>, Accessed: 21-Nov-2017.
- Backes SRT GmbH. SRT:AppGuard. <http://www.srt-appguard.com/en/>, 2014. Accessed: 04-Jun-2018.
- H. Bagheri, A. Sadeghi, J. Garcia, and S. Malek. Covert: Compositional analysis of android inter-app permission leakage. *IEEE Transactions on Software Engineering*, pages 866–886, 2015. <https://seal.ics.uci.edu/projects/covert/index.html>, Accessed: 21-May-2018.
- Ashish Bhatia. A collection of android security related resources. <https://github.com/ashishb/android-security-awesome>, 2014. Accessed: 01-May-2018.
- Amiangshu Bosu. DIALDroidBench. <https://tool865110240.wordpress.com/dialdroidbench/>, 2017. Accessed: 12-Sep-2018.
- Amiangshu Bosu, Fang Liu, Danfeng (Daphne) Yao, and Gang Wang. Collusive data leak and more: Large-scale threat analysis of inter-app communications. In *Proceedings of the 2017 ACM on Asia Conference on Computer and Communications Security*, pages 71–85, New York, NY, USA, 2017. ACM. <https://github.com/dialdroid-android>, Accessed: 05-May-2018.
- Sven Bugiel, Stephan Heuser, and Ahmad-Reza Sadeghi. Flexible and fine-grained mandatory access control on android for diverse security and privacy policies. In *22nd USENIX Security Symposium (USENIX Security '13)*. USENIX, 2013. http://www.flaskdroid.org/index.html%3Fpage_id=2.html, Accessed: 04-Jun-2018.
- Stefano Calzavara, Ilya Grishchenko, and Matteo Maffei. Horndroid: Practical and sound static analysis of android applications by SMT solving. In *2016 IEEE European Symposium on Security and Privacy*, pages 47–62, 2016. URL <http://arxiv.org/abs/1707.07866>. <https://github.com/ylya/horndroid>, Accessed: 05-May-2018.
- Erika Chin and David A. Wagner. Bifocals: Analyzing webview vulnerabilities in android applications. In *WISA*, pages 138–159. Springer, 2013.
- Erika Chin, Adrienne Porter Felt, Kate Greenwood, and David Wagner. Analyzing inter-application communication in android. In *Proceedings of the 9th International Conference on Mobile Systems, Applications, and Services*, pages 239–252. ACM, 2011.
- Cuckoo. CuckooDroid: Automated Android Malware Analysis. <https://github.com/idanr1986/cuckoo-droid>, 2015. Accessed: 01-May-2018.
- Thomas Debrize. AndroWarn : Yet Another Static Code Analyzer for malicious Android applications. <https://github.com/maaaaz/androwarn/>, 2012. Accessed: 21-Nov-2017.
- Luke Deshotels, Vivek Notani, and Arun Lakhota. Droidlegacy: Automated familial classification of android malware. In *Proceedings of ACM SIGPLAN on Program Protection and Reverse Engineering Workshop 2014*, pages 3:1–3:12. ACM, 2014.

- DevKnox. DevKnox - Security Plugin for Android Studio. <https://devknox.io/>, 2016. Accessed: 21-Nov-2017.
- DroidBench. DroidBench: A micro-benchmark suite to assess the stability of taint-analysis tools for Android. <https://github.com/secure-software-engineering/DroidBench>, 2013. Accessed: 01-June-2018.
- Manuel Egele, David Brumley, Yanick Fratantonio, and Christopher Kruegel. An empirical study of cryptographic misuse in android applications. In *Proceedings of the 2013 ACM SIGSAC Conference on Computer & Communications Security*, pages 73–84. ACM, 2013.
- William Enck, Peter Gilbert, Byung-Gon Chun, Landon P. Cox, Jaeyeon Jung, Patrick McDaniel, and Anmol N. Sheth. Taintdroid: An information-flow tracking system for realtime privacy monitoring on smartphones. In *Proceedings of the 9th USENIX Conference on Operating Systems Design and Implementation*, pages 393–407. USENIX Association, 2010.
- Michael D. Ernst, René Just, Suzanne Millstein, Werner Dietl, Stuart Pernsteiner, Franziska Roesner, Karl Koscher, Paulo Barros Barros, Ravi Bhoraskar, Seungyeop Han, Paul Vines, and Edward X. Wu. Collaborative verification of information flow for a high-assurance app store. In *Proceedings of the 2014 ACM SIGSAC Conference on Computer and Communications Security*, CCS ’14, pages 1092–1104. ACM, 2014. <https://www.cs.washington.edu/sparta>, Accessed : 01-June-2018.
- Sascha Fahl, Marian Harbach, Thomas Muders, Lars Baumgärtner, Bernd Freisleben, and Matthew Smith. Why eve and mallory love android: An analysis of android ssl (in)security. In *Proceedings of the 2012 ACM Conference on Computer and Communications Security*, pages 50–61. ACM, 2012. <https://github.com/sfahl/malldroid>, Accessed: 15-Apr-2018.
- Adam Fuchs, Avik Chaudhuri, and Jeffrey S. Foster. Scandroid: Automated security certification of android applications. 2009. <https://github.com/SCanDroid/SCanDroid>, Accessed: 04-Jun-2018.
- Joshua Garcia, Mahmoud Hammad, Negar Ghorbani, and Sam Malek. Automatic generation of inter-component communication exploits for android applications. In *Proceedings of the 2017 11th Joint Meeting on Foundations of Software Engineering*, pages 661–671. ACM, 2017. <http://seal.ics.uci.edu/projects/letterbomb/>, Accessed: 24-Apr-2018.
- Google Inc. Android Intent with Chrome. <https://developer.chrome.com/multidevice/android/intents>, 2017. Accessed: 29-May-2018.
- Google Inc. Android developer documentation - Binder. [https://developer.android.com/reference/android/os/Binder.html#getCallingPid\(\)](https://developer.android.com/reference/android/os/Binder.html#getCallingPid()), 2018a. Accessed: 01-Jun-2018.
- Google Inc. Android developer documentation - Content Provider. [https://developer.android.com/reference/android/content/ContentProvider.html#call\(java.lang.String,%20java.lang.String,%20android.os.Bundle\)](https://developer.android.com/reference/android/content/ContentProvider.html#call(java.lang.String,%20java.lang.String,%20android.os.Bundle)), 2018b. Accessed: 07-Mar-2018.
- Google Inc. Android Security Tips. <https://developer.android.com/training/articles/security-tips>, 2018c. Accessed: 01-Jun-2017.
- Michael I. Gordon, Deokhwan Kim, Jeff Perkins, Limei Gilham, Nguyen Nguyen, and Martin” Rinard. Information-flow analysis of Android applications in DroidSafe. In *Proceedings of the 22nd Annual Network and Distributed System Security Symposium (NDSS)*, 2015. <https://github.com/MIT-PAC/droidsafe-src>, Accessed: 21-Apr-2018.
- Matthew Green and Matthew Smith. Developers are not the enemy!: The need for usable security apis. *IEEE Security and Privacy*, pages 40–46, 2016.
- IBM. IBM App Scan. <https://www.ibm.com/us-en/marketplace/ibm-appscan-source>, 2018. Accessed: 01-June-2018.

- Yunhan Jack Jia, Qi Alfred Chen, Yikai Lin, Chao Kong, and Zhuoqing Morley Mao. Open doors for bob and mallory: Open port usage in android apps and security implications. In *EuroS&P*, pages 190–203. IEEE, 2017.
- Team Keen. Joint Advanced Application Defect Assessment for Android Application (JAADAS). <https://github.com/flankerhq/JAADAS>, 2016. Accessed: 21-Nov-2017.
- William Klieber, Lori Flynn, Amar Bhosale, Limin Jia, and Lujo Bauer. Android taint flow analysis for app sets. In *Proceedings of the 3rd ACM SIGPLAN International Workshop on the State of the Art in Java Program Analysis*. ACM, 2014. <https://www.cert.org/secure-coding/tools/didfail.cfm>, Accessed: 21-Apr-2018.
- Li Li, Alexandre Bartel, Tegawendé F. Bissyandé, Jacques Klein, Yves Le Traon, Steven Arzt, Siegfried Rasthofer, Eric Bodden, Damien Octeau, and Patrick McDaniel. Iccta: Detecting inter-component privacy leaks in android apps. In *Proceedings of the 37th International Conference on Software Engineering - Volume 1*, pages 280–291, Piscataway, NJ, USA, 2015. IEEE Press. <https://github.com/lilicoding/soot-infoflow-android-iccta>, Accessed: 05-May-2018.
- Yu-Cheng Lin. AndroBugs Framework. https://github.com/AndroBugs/AndroBugs_Framework, 2015. Accessed: 21-Nov-2017.
- LinkedIn. Quick Android Review Kit. <https://github.com/linkedin/qark/>, 2015. Accessed: 21-Nov-2017.
- Federico Maggi, Andrea Valdi, and Stefano Zanero. Andrototal: A flexible, scalable toolbox and service for testing mobile malware detectors. In *Proceedings of the Third ACM Workshop on Security and Privacy in Smartphones & Mobile Devices*, pages 49–54. ACM, 2013. <http://andrototal.org/>, Accessed: 21-Nov-2017.
- MalDroid. Maldrolyzer. <https://github.com/maldroid/maldrolyzer>, 2015. Accessed: 21-Nov-2017.
- Joydeep Mitra and Venkatesh-Prasad Ranganath. Ghera: A repository of android app vulnerability benchmarks. In *International Conference on Predictive Models and Data Analytics in Software Engineering (PROMISE)*, pages 43–52. ACM, November 2017. <https://bitbucket.org/secure-it-i/android-app-vulnerability-benchmarks/>, Accessed: 21-Nov-2017.
- Mitre Corporation. Common vulnerabilities and exposures. <https://cve.mitre.org/cgi-bin/cvekey.cgi?keyword=Android>, 2017. Accessed: 08-Jun-2017.
- MWR Labs. Drozer. <https://github.com/mwrlabs/drozer/>, 2012. Accessed: 20-Apr-2018.
- Adwait Nadkarni, Benjamin Andow, William Enck, and Somesh Jha. Practical DIFC enforcement on android. In *25th USENIX Security Symposium (USENIX Security 16)*, pages 1119–1136. USENIX Association, 2016. URL <https://www.usenix.org/conference/usenixsecurity16/technical-sessions/presentation/nadkarni>. <https://wspr.csc.ncsu.edu/aquifer/>, Accessed : 01-June-2018.
- Duc Cuong Nguyen, Dominik Wermke, Yasemin Acar, Michael Backes, Charles Weir, and Sascha Fahl. A stitch in time: Supporting android developers in writingsecure code. In *Proceedings of the 2017 ACM SIGSAC Conference on Computer and Communications Security*, pages 1065–1077. ACM, 2017. <https://plugins.jetbrains.com/plugin/9497-fixdroid>, Accessed: 21-Apr-2018.
- NVISO. NVISO ApkScan. <https://apkscan.nviso.be/>, 2014. Accessed: 01-May-2018.
- Felix Pauck, Eric Bodden, and Heike Wehrheim. Do android taint analysis tools keep their promises? *CoRR*, 2018. URL <http://arxiv.org/abs/1804.02903>.
- David M. W. Powers. Evaluation: From precision, recall and f-measure to roc., informedness, markedness & correlation. *Journal of Machine Learning Technologies*, 2(1):37–63, 2011.

- Bradley Reaves, Jasmine Bowers, Sigmund Albert Gorski III, Olabode Anise, Rahul Bobhate, Raymond Cho, Hiranava Das, Sharique Hussain, Hamza Karachiwala, Nolen Scaife, Byron Wright, Kevin Butler, William Enck, and Patrick Traynor. *droid: Assessment and evaluation of android application analysis tools. *ACM Comput. Surv.*, pages 55:1–55:30, 2016.
- Chuangang Ren, Yulong Zhang, Hui Xue, Tao Wei, and Peng Liu. Towards discovering and understanding task hijacking in android. In *24th USENIX Security Symposium (USENIX Security 15)*, pages 945–959. USENIX Association, 2015.
- Joaquín Rinaudo and Juan Heguiabehere. Marvin Static Analyzer. <https://github.com/programa-stic/Marvin-static-Analyzer>, 2016. Accessed: 21-Nov-2017.
- Rogue Wave Software. Klocwork. <https://www.roguewave.com/products-services/klocwork/detection/android>, 2017. Accessed: 01-June-2018.
- Ryohei Koike. CVE-2014-5319: Directory traversal vulnerability. <https://cve.mitre.org/cgi-bin/cvename.cgi?name=CVE-2014-5319>, 2014. Accessed: 29-May-2018.
- Ryoji Tamura. CVE-2014-0806: Geolocation disclosure. <https://cve.mitre.org/cgi-bin/cvename.cgi?name=CVE-2014-0806>, 2014. Accessed: 29-May-2018.
- Alireza Sadeghi, Hamid Bagheri, Joshua Garcia, and Sam Malek. A taxonomy and qualitative comparison of program analysis techniques for security assessment of android software. *IEEE Transactions on Software Engineering*, pages 492–530, 2017.
- Satoru Takekoshi. CVE-2014-1977: Weak Permissions. <https://cve.mitre.org/cgi-bin/cvename.cgi?name=CVE-2014-1977>, 2014. Accessed: 29-May-2018.
- Feng Shen, Namita Vishnubhotla, Chirag Todarka, Mohit Arora, Babu Dhandapani, Eric John Lehner, Steven Y. Ko, and Lukasz Ziarek. Information flows as a permission mechanism. In *Proceedings of the 29th ACM/IEEE International Conference on Automated Software Engineering*, pages 515–526. ACM, 2014. URL <http://doi.acm.org/10.1145/2642937.2643018>. <http://blueseal.cse.buffalo.edu/multiflow.html>, Accessed : 01-June-2018.
- Hispasec Sistemas. Virus Total. <https://www.virustotal.com/>, 2014. Accessed: 21-Nov-2017.
- David Sounthiraraj, Justin Sahs, Garret Greenwood, Zhiqiang Lin, and Latifur Khan. Smv-hunter: Large scale, automated detection of ssl/tls man-in-the-middle vulnerabilities in android apps. In *Proceedings of the 21st Annual Network and Distributed System Security Symposium (NDSS)*, 2014. <https://github.com/utds3lab/SMVHunter>, Accessed: 10-Jun-2018.
- Sufatrio, Darell J. J. Tan, Tong-Wei Chua, and Vrizlynn L. L. Thing. Securing android: A survey, taxonomy, and challenges. *ACM Comput. Surv.*, pages 58:1–58:45, 2015.
- Vasant Tendulkar and William Enck. An application package configuration approach to mitigating android SSL vulnerabilities. *CoRR*, abs/1410.7745, 2014.
- Victor van der Veen and Christian Rossow. Tracedroid. <http://tracedroid.few.vu.nl/>, 2013. Accessed: 01-May-2018.
- Wang Tao. CVE-2014-8507: SQL Injection vulnerability. <https://cve.mitre.org/cgi-bin/cvename.cgi?name=CVE-2014-8507>, 2014a. Accessed: 29-May-2018.
- Wang Tao. CVE-2014-8609: Android Settings application privilege leakage vulnerability. <https://cve.mitre.org/cgi-bin/cvename.cgi?name=CVE-2014-8609>, 2014b. Accessed: 29-May-2018.
- Fengguo Wei. ICCBench. <https://github.com/fgwei/ICC-Bench>, 2017. Accessed: 12-Sep-2018.

- Fengguo Wei, Sankardas Roy, Xinming Ou, and Robby. Amandroid: A precise and general inter-component data flow analysis framework for security vetting of android apps. In *Proceedings of the 2014 ACM SIGSAC Conference on Computer and Communications Security*, pages 1329–1341. ACM, 2014. <http://pag.arguslab.org/argus-saf>, Accessed: 05-May-2018.
- Rubin Xu, Hassen Saïdi, and Ross Anderson. Aurasium: Practical policy enforcement for android applications. In *Proceedings of the 21st USENIX Conference on Security Symposium*, pages 27–27. USENIX Association, 2012. URL <http://dl.acm.org/citation.cfm?id=2362793.2362820>. <https://github.com/xurubin/aurasium>, Accessed : 01-June-2018.
- Yu Dongsong. CVE-2014-1566: Leak information to SD card. <https://cve.mitre.org/cgi-bin/cvename.cgi?name=CVE-2014-1566>, 2014. Accessed: 29-May-2018.
- Zhenlong Yuan, Yongqiang Lu, Zhaoguo Wang, and Yibo Xue. Droid-sec: Deep learning in android malware detection. In *Proceedings of the 2014 ACM Conference on SIGCOMM*, pages 371–372. ACM, 2014. <http://www.droid-sec.com/>, <http://analysis.droid-sec.com/>, Accessed: 21-Apr-2018.
- Yury Zhauniarovich, Maqsood Ahmad, Olga Gadyatskaya, Bruno Crispo, and Fabio Massacci. Stadya: Addressing the problem of dynamic code updates in the security analysis of android applications. In *Proceedings of the 5th ACM Conference on Data and Application Security and Privacy*, pages 37–48, New York, NY, USA, 2015. ACM. <https://github.com/zyrikby/StaDynA>, Accessed: 11-Jun-2018.
- Yajin Zhou and Xuxian Jiang. Dissecting android malware: Characterization and evolution. In *Proceedings of the 2012 IEEE Symposium on Security and Privacy*, pages 95–109. IEEE Computer Society, 2012.

A Catalog of Considered Vulnerabilities

In this catalog, we briefly describe the 42 vulnerabilities captured in Ghera (along with their canonical references) that were used in this evaluation. Few vulnerabilities have generic references as they were discovered by Ghera authors while reading the security guidelines available as part of Android documentation [Google Inc., 2018c]. Please refer the work by Mitra and Ranganath [2017] for details about the repository and the initial set of vulnerabilities.

Acknowledgement

The authors would like to thank Aditya Narkar and Nasik Muhammad Nafi for their help in implementing 17 new benchmarks that are being cataloged as Ghera benchmarks for the first time in this paper and were used in the evaluations described in this paper.

A.1 Crypto

Crypto APIs enable Android apps to encrypt and decrypt information and manage cryptographic keys.

- C1 The result of encrypting a message twice using Block Cipher algorithm in *ECB mode* is the message itself. So, apps using Block Cipher algorithm in ECB mode (explicitly or due to default on Android platform) can *leak information* [Egele et al., 2013].
- C2 Encryption using Block Cipher algorithm in CBC mode with a *constant Initialization Vector (IV)* can be broken by recovering the constant IV using plain text attack. So, apps using such encryption can *leak information* [Egele et al., 2013].
- C3 Password based encryption (PBE) uses a salt to generate password based encryption key. If the salt is constant, the encryption key can be recovered with knowledge about the password. Hence, apps *using PBE with constant salt can leak information* [Egele et al., 2013].
- C4 Cipher APIs rely on unique keys to encrypt information. If such keys are embedded in the app’s code, then attackers can recover such keys from the app’s code. Hence, such apps are susceptible to both information leak and data injection [Egele et al., 2013].

A.2 Inter Component Communication (ICC)

Android apps are composed of four basic kinds of components: 1) *Activity* components display user interfaces, 2) *Service* components perform background operations, 3) *Broadcast Receiver* components receive event notifications and act on those notifications, and 4) *Content Provider* components manage app data. Communication between components in an app and in different apps (e.g., to perform specific actions, share information) is facilitated via exchange of *Intents*. Components specify their ability to process specific kinds of intents by using *intent-filters*.

- I1 Android apps can *dynamically register broadcast receivers* at runtime. Such receivers are automatically *exported without any access restrictions* and, hence, can be accessed via ICC and exploited to perform unintended actions [Chin et al., 2011].
- I2 A component can use a *pending intent* to allow another component to perform an action on its behalf. When a pending intent is empty (i.e., does not specify an action), it can be seeded (via interception) with an unintended action to be executed on behalf of the originating component [Wang Tao, 2014b].
- I3 To perform an action (e.g., send email), users choose an activity/app from a list of *activities ordered by priority*. By using appropriate priorities, activities can gain unintended privilege over other activities [Chin et al., 2011].
- I4 Implicit intents are processed by any *qualifying service determined by intent filters* as opposed to a specific explicitly named service. In case of multiple qualifying services, the service with the highest priority processes the intent. By registering appropriate intent filters and by using appropriate priorities, services can gain unintended access to implicit intents [Chin et al., 2011].
- I5 Pending intents can contain *implicit intents*. Hence, services processing implicit intents contained in pending intents are vulnerable like in I4 [Wang Tao, 2014b].
- I6 Apps can use **path-permissions** to control access to data exposed by content provider. These permissions control access to a folder and not to its subfolders/descendants and their contents. Incorrectly assuming the extent of these permissions can lead to information leak (read) and data injection (write) [Google Inc., 2018c].
- I7 Components that process *implicit intents* are by default *exported without any access restrictions*. If such a component processes intents without verifying their authenticity (e.g., source) and handles sensitive information or performs sensitive operations in response to implicit intents, then it can leak information or perform unintended actions [Chin et al., 2011].
- I8 Broadcast receivers registered for *system intents* (e.g., low memory) from Android platform are by default *exported without any access restrictions*. If such a receiver services intents without verifying the authenticity of intents (e.g., requested action), then it may be vulnerable like the components in I7 [Chin et al., 2011].
- I9 Broadcast receivers respond to *ordered broadcasts* in the order of priority. By using appropriate priorities, receivers can modify such broadcasts to perform unintended actions [Chin et al., 2011].
- I10 *Sticky broadcast intents* are delivered to every registered receiver and saved in the system to be delivered to receivers that register in the future. When such an intent is re-broadcasted with modification, it replaces the saved intent in the system. This can lead to information leak and data injection [Chin et al., 2011].
- I11 Every activity is launched in a *task*, a collection (stack) of activities. An activity can declare its *affinity* to be started in a specific task under certain conditions. When the user navigates away from an activity X via the *back* button, the activity below X on X's task is displayed. This behavior along with task affinity and specific start order — malicious activity started before benign activity — can be used to mount a phishing attack [Ren et al., 2015].

- I12 When an activity from a *task in the background* (i.e., none of its activities are being displayed) is resumed, the activity at the top of the task (and not the resumed activity) is displayed. This behavior along with task affinity and specific start order — malicious activity started after benign activity — can be used to mount a phishing attack [Ren et al., 2015].
- I13 When a *launcher activity* is started, its task is created and it is added as the first activity of the task. If the task of a launcher activity already exists with other activities in it, then its task is brought to the foreground but the launcher activity is not started. This behavior along with task affinity and specific start order — malicious activity started before benign activity — can be used to mount a phishing attack [Ren et al., 2015].
- I14 In addition to declaring task affinity, an activity can request that it be moved to the affine task when the task is created or moved to the foreground (known as *task reparenting*). This behavior along with task affinity and specific start order — malicious activity started before benign activity — can be used to mount a denial-of-service or a phishing attack [Ren et al., 2015].
- I15 Apps can request permission to *perform privileged operations* (e.g., send SMS) and offer interfaces (e.g., broadcast receiver) thru which these privileged operations can be triggered. Unless appropriately protected, these interfaces can be exploited to perform operation without sufficient permissions [Chin et al., 2011].
- I16 The `call` method of Content Provider API can be used to invoke any provider-defined method. With a reference to a content provider, this method can be invoked without any restriction leading to both information leak and data injection [Google Inc., 2018b].

A.3 Networking

Networking APIs allow Android apps to communicate over the network via multiple protocols.

- N1 Apps can *open server sockets* to listen to connections from clients; typically, remote servers. If such sockets are not appropriately protected, then they can lead to *information leak* and *data injection* [Jia et al., 2017].
- N2 Apps can communicate with remote servers via *insecure TCP/IP connections*. Such scenarios are susceptible to MitM attacks [Jia et al., 2017].

A.4 Permissions

In addition to system-defined permissions, Android apps can create and use custom permissions. These permissions can be combined with the available four protection levels (i.e., normal, dangerous, signature, signatureOrSystem) to control access to various features and services.

- P1 Permissions with normal protection level are automatically granted to requesting apps during installation. Consequently, any component or its interface protected by such “normal” permissions will be accessible to every installed app [Satoru Takekoshi, 2014].

A.5 Storage

Android provides two basic options to store app data.

1. *Internal Storage* is best suited to store files private to apps. Every time an app is uninstalled, its internal storage is purged. Starting with Android 7.0 (API 24), files stored in internal storage cannot be shared with and accessed by other apps [Google Inc., 2018c].
2. *External Storage* is best suited to store files that are to be shared with other apps or persisted even after an app is uninstalled. While public directories are accessible by all apps, app-specific directories are accessible only by corresponding apps or other apps with appropriate permission [Google Inc., 2018c].

- S1 *Files stored in public directories on external storage* can be accessed by an app with appropriate permission to access external storage. This aspect can be used to tamper data via data injection [Google Inc., 2018c].
- S2 The same aspect from S1 can lead to information leak [Google Inc., 2018c].
- S3 Apps can *accept paths to files in the external storage from external sources and use them without sanitizing them*. A well-crafted file path can be used to read, write, or execute files in the app's private directory on external storage (directory traversal attack) [Ryohei Koike, 2014].
- S4 Apps can *copy data from internal storage to external storage*. This could lead to information leak if such apps accept input from untrusted sources to determine the data to be copied [Yu Dongsong, 2014].
- S5 `SQLiteDatabase.rawQuery()` method can be used by apps to serve data queries. If such uses rely on external inputs and use non-parameterized SQL queries, then they are susceptible to *sql injection* attacks [Wang Tao, 2014a].
- S6 Content Provider API support `selectionArgs` parameter in various data access operations to separate selection criteria and selection parameters. App that do not use this parameter are be susceptible to *sql injection* attacks [Wang Tao, 2014a].

A.6 System

System APIs enable Android apps access low level features of the Android platform like process management, thread management, runtime permissions, etc.

Every Android app runs in its own process with a unique Process ID (PID) and a User ID (UID). All components in an app run in the same process. A permission can be granted to an app at installation time or at run time. All components inherit the permissions granted to the containing app at installation time. If a component in an app is protected by a permission, only components that have been granted this permission can communicate with the protected component.

- Y1 During IPC, `checkCallingOrSelfPermission` method can be used to check if the calling process or the called process has permission P. If a component with permission P uses this method to check if the calling component has permission P, then improper use of this method can *leak privilege* when the calling component does not have permission P [Google Inc., 2018a].
- Y2 `checkPermission` method can be used to check if the given permission is allowed for the given PID and UID pair. `getCallingPID` and `getCallingUID` methods of Binder API can be used to retrieve the PID and UID of the calling process. In certain situations, they return PID/UID of the called process. So, improper use of these methods by a called component with given permission can *leak privilege* [Google Inc., 2018a].
- Y3 During IPC, `enforceCallingOrSelfPermission` method can be used to check if the calling process or the called process has permission P. Like in Y1, improper use of this method can *leak privilege* [Google Inc., 2018a].
- Y4 `enforcePermission` method can be used to check if the given permission is allowed for the given PID and UID pair. Like in Y2, improper use of this method along with `getCallingPID` and `getCallingUID` can *leak privilege* [Google Inc., 2018a].

A.7 Web

Web APIs allow Android apps to interact with web servers both with and without SSL/TLS, display web content through `WebView` widget, and control navigation between web pages via `WebViewClient` class.

- W1 Apps connecting to remote servers via HTTP (as opposed to HTTPS) are susceptible to *information theft* via *Man-in-the-Middle (MitM)* attacks [Tendulkar and Enck, 2014].

- W2 Apps can employ `HostnameVerifier` interface to perform custom checks on host name when using SSL/TLS for secure communication. If these checks are incorrect, apps can end up connecting to malicious servers and be targets of malicious actions [Tendulkar and Enck, 2014].
- W3 In secure communication, apps employ `TrustManager` interface to check the validity and trustworthiness of presented certificates. Like in W2, if these checks are incorrect, apps can end up trusting certificates from malicious servers and be targets of malicious actions [Tendulkar and Enck, 2014].
- W4 Intents can be embedded in URIs. Apps that do not handle such intents safely (e.g., check intended app) can *leak information* [Google Inc., 2017].
- W5 Web pages can access information local to the device (e.g., GPS location). Apps that allow such access without explicit user permission can *leak information* [Ryoji Tamura, 2014].
- W6 When `WebView` is used to display web content, JavaScript code executed as part of the web content is executed with the permissions of the host app. Without proper checks, malicious JavaScript code can get access to the app's resources e.g. private files [Chin and Wagner, 2013].
- W7 When loading content over a secure connection via `WebView`, host app is notified of SSL errors via `WebViewClient`. Apps ignoring such errors can enable MitM attacks [Tendulkar and Enck, 2014].
- W8 When a web resource (e.g., CSS file) is loaded in `WebView`, the load request can be validated in `shouldInterceptRequest` method of `WebViewClient`. Apps failing to validate such requests can allow loading of malicious content [Chin and Wagner, 2013].
- W9 When a web page is loaded into `WebView`, the load request can be validated in `shouldOverrideUrlLoading` method of `WebViewClient`. Apps failing to validate such requests can allow loading of malicious content [Chin and Wagner, 2013].