
Foliated fracton order from gauging subsystem symmetries

Wilbur Shirley^{1*}, Kevin Slagle^{2,1}, Xie Chen¹

¹ Department of Physics and Institute for Quantum Information and Matter,
California Institute of Technology, Pasadena, California 91125, USA

² Department of Physics, University of Toronto, Toronto, Ontario M5S 1A7, Canada
*wshirley@caltech.edu

March 31, 2022

Abstract

Based on several previous examples, we summarize explicitly the general procedure to gauge models with subsystem symmetries, which are symmetries with generators that have support within a sub-manifold of the system. The gauging process can be applied to any local quantum model on a lattice that is invariant under the subsystem symmetry. We focus primarily on simple 3D paramagnetic states with planar symmetries. For these systems, the gauged theory may exhibit foliated fracton order and we find that the species of symmetry charges in the paramagnet directly determine the resulting foliated fracton order. Moreover, we find that gauging linear subsystem symmetries in 2D or 3D models results in a self-duality similar to gauging global symmetries in 1D.

Contents

1	Introduction	2
2	Review: Gauging global symmetry	4
3	Gauging subsystem symmetry: general procedure	5
3.1	General procedure	7
3.2	Example: global symmetry	7
3.3	Example: 3D planar symmetry on a cubic lattice	8
3.4	Example: 3D planar symmetry on a FCC lattice	8
3.5	Example: 3D planar symmetry on a BCC lattice	8
3.6	Example: 3D scalar charge tensor gauge theory	9
4	Correspondence before and after gauging	11
4.1	3D paramagnet with planar symmetry in one direction	12
4.2	3D paramagnet with planar symmetry in two directions	12
4.3	3D paramagnet with planar symmetry in three directions	13
4.3.1	Cubic lattice	13
4.3.2	Cubic lattice: dual model	14
4.3.3	FCC lattice	15

4.3.4	BCC lattice	15
4.4	3D paramagnet with planar symmetry in 4 directions	15
4.5	3D symmetry breaking state with planar symmetry	16
4.6	2D paramagnet/symmetry breaking state with linear symmetry	16
4.7	2D linear symmetry protected topological model	17
4.8	3D models with linear subsystem symmetry	19
5	Discussion	19
A	Gauging global symmetry in 1D systems	20
	References	21

1 Introduction

Gauging is a powerful tool in the study of gapped quantum phases with global symmetry. When gauging the global symmetry of a system, gauge fields corresponding to the symmetry group are added to the system so that the global symmetry can be enhanced to a local symmetry. It is useful to consider such a procedure because different phases under global symmetry map into different phases of the gauge theory. Symmetric (e.g. paramagnetic) phases map into deconfined gauge theories while symmetry breaking phases map into a Higgsed gauge theory. Different symmetry protected topological (SPT)/symmetry enriched topological (SET) phases map into different deconfined gauge theories with different statistics among the gauge fluxes (see, e.g., Refs. [1, 2]).

Recently, it has been realized that a similar gauging procedure can be applied to systems with subsystem symmetries as well [3–9]. Subsystem symmetries are symmetries with generators that act non-trivially only on a sub-manifold of the system. After gauging, the system is mapped to a model with ‘fracton order’ [3, 10–37]. This relation has been demonstrated for various classical/quantum spin models, stabilizer codes, domain-frame condensate models, etc. In this paper, we summarize and make explicit the general gauging procedure. That is, we describe explicitly a systematic procedure for gauging models with subsystem symmetries which can be applied to any local quantum model with such symmetry. In particular, the gauge fields are added at the center of ‘minimal’ coupling terms which are not on-site symmetric and which generate all other non-on-site-symmetric coupling terms. A modified Hamiltonian can then be written with enhanced local symmetry and with dynamical terms for the gauge field, which defines the gauge theory. We focus on abelian symmetry groups only in this paper.

The next key question is: what is the relation between the ungauged order under subsystem symmetry and the gauged fracton order? To address this question, we study the mapping between ungauged and gauged phases (several of these examples have been studied in the previous literature [3–9]) and propose a way to interpret the correspondence. In 2D and 3D, gauging linear subsystem symmetries (which act on 1D lines) maps paramagnetic (trivially symmetric) phases and symmetry breaking phases into one another, while subsystem

symmetry protected topological (SPT) phases [6] may map into themselves. This is similar to the case of global symmetries in 1D, where paramagnets are mapped into symmetry breaking phases, and SPT phases can map into SPTs. In 3D, gauging planar subsystem symmetries leads to foliated fracton order, as defined in Refs. [15, 28]. In particular, symmetry charges that transform under planar symmetries in one, two or three directions map directly to planon, lineon and fracton charge excitations, which are restricted to move only in a plane, along a line, or which cannot move at all. The restricted motion of the charge excitations in the fracton model hence originates from the requirement to preserve subsystem symmetries in the ungauged model. By counting the species of symmetry charges in the ungauged model, we can make direct connection to the foliated fracton order after gauging. For example, it was shown in Ref. [3] that gauging the (paramagnet phase of) the plaquette Ising model and the tetrahedral Ising model results in the X-cube and the checkerboard model respectively. By counting symmetry charges, we can see that the checkerboard model should be equivalent to two copies of the X-cube model. We present the mapping between the two in Ref. [38] and in section 4, we explain how counting symmetry charges leads to the same conclusion.

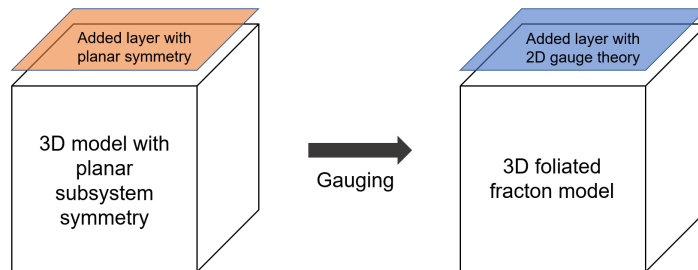


Figure 1: Correspondence of foliation structure in 3D systems with planar subsystem symmetry and 3D foliated fracton models.

Given the analogous foliation (or layered) structure in 3D models with planar subsystem symmetry and 3D foliated fracton phases, there is a natural correspondence. As shown in Fig. 1, for 3D models with planar subsystem symmetry, to increase the system size by one lattice spacing in the direction of one set of planar subsystem symmetries, it is necessary to add degrees of freedom (DOFs) on an entire plane and increase the number of generators of subsystem symmetries by one. The added planar subsystem symmetry acts as a global symmetry on the added plane. On the other hand, as we discussed in Ref. [15, 28], for 3D foliated fracton phases, to increase the system size by one lattice spacing along one of the foliation axes, it is necessary to add a layer containing a gapped 2D topological state as a resource. Thus, it is natural that subsystem symmetry symmetric states gauge into foliated fracton models since the added layer gauges into a deconfined 2D gauge theory with gapped topological order.

The paper is organized as follows: In section 2, we briefly review the procedure of gauging global symmetries using as an example the 2D paramagnetic state. Section 3 then discusses the generalized gauging procedure that can be applied to systems with subsystem symmetries in a systematic way. Multiple examples (including examples that have appeared in the previous literature) are discussed to show how the procedure works in different situations. Section 4 studies the correspondence between phases with subsystem symmetries and the phases of their gauged theories through multiple examples and the result is summarized in Table 1 in section 5.

2 Review: Gauging global symmetry

First, we give a brief review of the procedure for gauging global symmetries (for more careful discussions see, e.g., Refs. [1, 39]). We consider the simplest example: the transverse field Ising model with global Z_2 symmetry, coupled to a Z_2 gauge field. The Hamiltonian takes the simple form of

$$H = -J_x \sum_v \sigma_v^x - J_z \sum_{\langle vw \rangle} \sigma_v^z \sigma_w^z \quad (1)$$

where the σ 's are Pauli matrices on each lattice site (blue dots in Fig. 2) and $\langle vw \rangle$ denotes nearest neighbor pairs. The system has a global Z_2 symmetry of $U = \prod_v \sigma_v^x$. To couple the model to a Z_2 gauge field, we introduce gauge field degrees of freedom τ on each link of the lattice (green dots in Fig. 2). τ^x corresponds to (the exponential e^{iE} of) the ‘electric field’ of the gauge field and τ^z corresponds to (the exponential of) the ‘vector potential’ of the gauge field. The local symmetry, or the Gauss’s law, is given by $A_v = \sigma_v^x \prod_{e \ni v} \tau_e^x$ where the product is over all edges e with v as one end point.

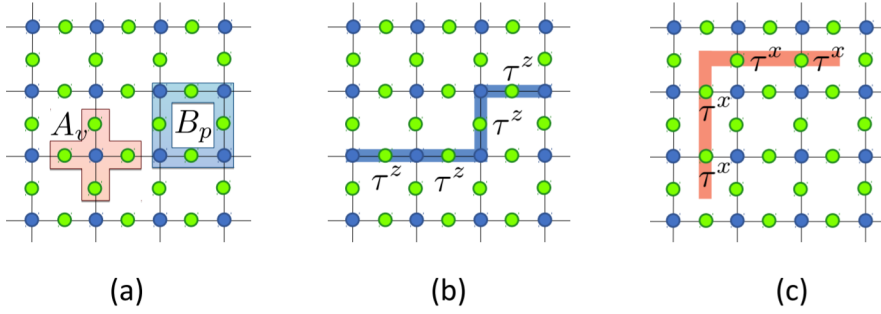


Figure 2: Gauging global Z_2 symmetry in 2D. (a) Vertex $A_v = \sigma_v^x \prod_{e \ni v} \tau_e^x$ and plaquette $B_p = \prod_{e \in p} \tau_e^z$ terms that appear in Eq. (2). (b-c) String operators.

Next, we couple H to the gauge fields such that the new Hamiltonian is invariant under the local symmetry transformations A_v . The transverse field terms σ_i^x are already invariant under the local symmetries, so we do not need to modify them and simply include them in the new Hamiltonian. The Ising coupling terms $\sigma_i^z \sigma_j^z$ need to be replaced with $\sigma_i^z \tau_{ij}^z \sigma_j^z$ in order to be gauge invariant (i.e. commute with the A_v term). Besides that we add the vertex term $A_v = \sigma_v^x \prod_{e \ni v} \tau_e^x$ at every vertex v to enforce gauge symmetry (Gauss’s law) and $B_p = \prod_{e \in p} \tau_e^z$, where the product is over all edges around a plaquette p , to enforce the zero flux constraint on every plaquette. The total Hamiltonian then reads

$$H_g = -J_x \sum_v \sigma_v^x - J_z \sum_{\langle vw \rangle} \sigma_v^z \tau_{vw}^z \sigma_w^z - J_v \sum_v \sigma_v^x \prod_{e \ni v} \tau_e^x - J_p \sum_p \prod_{e \in p} \tau_e^z. \quad (2)$$

When $J_z = 0$, the Ising model H is in the symmetric paramagnetic phase. After gauging, it maps to the deconfined phase of the Z_2 gauge theory. This can be seen by noticing that when the energy of the $\sum_v \sigma_v^x$ term is minimized, the gauged Hamiltonian reduces to

$$H_{\text{TC}} = -J_v \sum_v \prod_{e \ni v} \tau_e^x - J_p \sum_p \prod_{e \in p} \tau_e^z \quad (3)$$

which is exactly the toric code Hamiltonian representing the deconfined phase of the Z_2 gauge theory. The low energy excitations include a bosonic gauge flux, which corresponds to the violation of one $\prod_{e \in p} \tau_e^z$ term, and a bosonic gauge charge, which corresponds to the violation of one $\prod_{e \ni v} \tau_e^x$ term. These two excitations can be created with string operators shown in Fig. 2b-c. They braid with each other with a phase factor of -1 , which is the Aharonov-Bohm phase factor in the Z_2 case.

When $J_x = 0$, the Ising model H is in the symmetry breaking ferromagnetic phase. After gauging, it maps to the Higgsed phase which lacks non-trivial topological order. This can be seen by noticing that when $J_x = 0$, H_g has a unique ground state and no fractional excitations.

This gauging procedure can be applied to any local quantum Hamiltonian on any lattice satisfying a global symmetry G by introducing gauge fields on the links of the lattice, enforcing gauge symmetry (Gauss's law), modifying interaction terms to be gauge invariant, and finally including a flux term for the gauge field. By doing so, we obtain a gauge theory of group G . The properties of the gauge theory can be determined from the ungauged model in the following ways:

1. If the symmetry is spontaneously broken in the ungauged model, then the gauge theory is Higgsed with trivial topological order.
2. Otherwise, the deconfined gauge charge comes from the symmetry charge. The deconfined charges are either bosonic or fermionic, depending on whether the symmetry charges in the ungauged model are bosonic or fermionic.
3. The deconfined gauge flux comes from the symmetry flux, except it is dynamical. The statistics of the gauge flux depends on the particular order (SPT/SET) of the ungauged model. Some interesting examples include: gauging the Z_2 fermion parity symmetry in the 2D chiral $p + ip$ superconductor results in a non-abelian flux; also, gauging the 2D bosonic SPT with Z_2 symmetry results in a semionic flux.
4. The braiding statistics between a gauge charge and a gauge flux is independent of the original order; it is given by the Aharonov-Bohm phase factor, which is determined by the symmetry group. For example, in a Z_N gauge theory, the phase factor between an elementary charge and an elementary flux is $e^{i2\pi/N}$.
5. In 1D, gauge theories are not topologically ordered. Symmetry breaking and trivial SPT phases map into each other upon gauging. Non-trivial SPT phases can map to themselves upon gauging. (We briefly review the gauging of 1D phases in appendix A.)

3 Gauging subsystem symmetry: general procedure

How do we gauge models with subsystem symmetries? The simplest example of a system with subsystem symmetry is an Ising paramagnet on a cubic lattice (corresponding to the plaquette Ising model in Ref. [3]). Consider a cubic lattice with spin 1/2 degrees of freedom at each lattice site (blue dots in Fig. 3). The Hamiltonian is simply given by $H = \sum_v \sigma_v^x$. This Hamiltonian is invariant under planar subsystem symmetries

$$U_n^{XY} = \prod_{v \in P_n^{XY}} \sigma_v^x \quad U_n^{YZ} = \prod_{v \in P_n^{YZ}} \sigma_v^x \quad U_n^{ZX} = \prod_{v \in P_n^{ZX}} \sigma_v^x. \quad (4)$$

where P_n^{XY} labels the XY plane with Z direction coordinate n and similarly for P_n^{YZ} and P_n^{ZX} . Throughout this paper, we use X, Y, Z to label spatial directions and x, y, z to label spin directions.

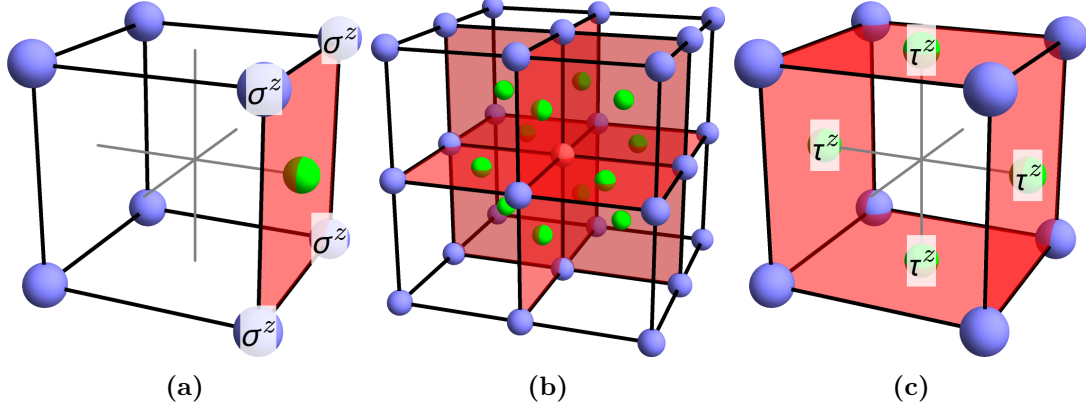


Figure 3: Gauging planar symmetry on a cubic lattice. **(a)** The minimal symmetric coupling term: a product of four σ^z around a plaquette (of the cubic lattice of blue spheres). A gauge field τ (green sphere) is therefore placed at the center of the plaquette, and all other plaquettes. The gray lines form the dual lattice. **(b)** The red vertex is involved in the twelve minimal coupling terms highlighted by red squares. The gauge symmetry term is a product of a σ^x at the red sphere and twelve τ^x on the green spheres. **(c)** The product of four minimal coupling terms around the four blue plaquettes is the identity. The corresponding flux term is a product of four τ^z on the green spheres.

This model (with additional plaquette terms) was originally considered in Ref. [3]; however, we are not including the Ising coupling term here for simplicity of discussion. To gauge it, Ref. [3] proposed to add a gauge degree of freedom τ at each face-center of the cubic lattice (green dots in Fig. 3). The gauge symmetry is then given by

$$A_v = \sigma_v^x \prod_{f \ni v} \tau_f^x \quad (5)$$

which is the product of a symmetry charge σ_v^x at a site v and the (twelve) electric gauge fields τ_f^x on the neighboring faces f . The gauge flux terms, which are minimal pure vector potential terms that satisfy the gauge symmetry, now involve the product of four τ^z 's as shown in Fig. 3. The gauged Hamiltonian takes the form

$$H_g = - \sum_v \sigma_v^x - \sum_v A_v - \sum_c (B_c^{XY} + B_c^{YZ} + B_c^{ZX}) \quad (6)$$

Since the symmetry charges are fixed by the transverse field σ^x (in the ground state), the zero temperature phase of the gauged Hamiltonian becomes equivalent to that of the X-cube model [3].

However, for generic systems with subsystem symmetry the degrees of freedom may be located at different places in the lattice and may transform under the subsystem symmetry in different ways. For example, in Ref. [3], an example was discussed where the ungauged model contains DOFs at the vertices *and* at the face centers of a cubic lattice, where the subsystem

symmetry acts on planes with integer and half integer coordinates (in units of the cubic lattice constant). Ref. [8] discussed an example where the DOFs live both at the vertices and body centers; the ones at vertices transform under subsystem symmetry in one direction only. For a generic configuration of lattice structure and DOFs, where should the gauge fields be added and how should the gauge symmetry of the gauged model be defined?

3.1 General procedure

We will now outline a gauging procedure that is consistent with the gauging procedure for global symmetry [1, 39] and various previous works for gauging subsystem symmetries. The input to the procedure is a lattice of degrees of freedom (in a Hilbert space), a set of symmetry operators, and a model $H = \sum h$ that is symmetric under the symmetry. We will focus on abelian groups only in this paper.

Suppose that the on-site symmetry charge at each site is measured by σ_v^x (in general the charge does not have to be a Z_2 charge, although we use the σ notation without loss of generality). The procedure is as follows:

1. Find the minimum coupling terms c that a) are not on-site symmetric; b) are a tensor product of operators carrying elementary symmetry charges at each site; and which, c) together with on-site symmetric terms, can be composed into any coupling term satisfying the symmetry. (Note that these minimum coupling terms are not necessarily included in the Hamiltonian; they are used only to locate the gauge degree of freedom in the next step.)
2. Assign a gauge degree of freedom τ_c at the center of each minimum coupling term. (τ_c^x can be thought of as the exponential e^{iE} of the electric field E , while τ_c^z is the exponential of the vector potential. τ can be a general gauge field, not just a Z_2 one.)
3. The gauge symmetry is given by $A_v = \sigma_v^x \prod_{c \ni v} \tau_c^x$, where the product is over all minimum coupling terms c that contain v .
4. All symmetric coupling terms h can then be made into gauge symmetric terms h_g by multiplying each minimal coupling factor in h by a τ_c^z .
5. The minimum coupling terms will usually not be independent of each other. Or sometimes, gauge fields are added for non-minimum coupling terms as well. In such cases, we then find independent minimum sets \mathcal{C} of coupling terms $c \in \mathcal{C}$ whose product is either the identity or a product of on-site symmetric terms σ^x .¹ Correspondingly, the product $B_{\mathcal{C}} = \prod_{c \in \mathcal{C}} \tau_c^z$ becomes the flux term of the gauge field if it is a local term.

In this way, we can gauge a model $H = \sum h$ with global or subsystem symmetry into a gauge theory $H_g = \sum h' - \sum_v A_v - \sum_{\mathcal{C}} B_{\mathcal{C}}$. Let us consider some examples to see how this works.

3.2 Example: global symmetry

For global symmetry, the minimum symmetric coupling term is a nearest neighbor two-body term of the form $O_i O'_j$ where O_i carries charge e and O'_j carries charge $-e$. Other symmetric

¹Products of on-site symmetric terms can result for example when choices of minimal couplings terms contain σ^x .

coupling terms, including non-nearest-neighbor two-body terms and multi-body terms, can all be constructed as composites of the nearest-neighbor two-body terms and on-site symmetric terms. Therefore, the gauge DOFs are assigned to each link of the lattice. The gauge symmetry term involves one lattice site and all the emanating links. The set of two-body terms around the same plaquette combine into on-site symmetric terms; therefore we have one flux term per plaquette. This is exactly the gauging procedure we reviewed in Sec. 2. Changing the lattice structure corresponds to choosing a different set of minimum coupling terms, which does not affect the nature of the gauge theory obtained.

3.3 Example: 3D planar symmetry on a cubic lattice

For the subsystem symmetry example discussed above (DOFs at vertices of cubic lattice, transforming under planar symmetry in three directions), the minimum symmetric coupling term is the four-body plaquette term $\prod_{v \in p} \sigma_v^z$, as shown in Fig. 3a. All other symmetric coupling terms can be obtained as composites of such plaquette terms and on-site symmetric terms. Therefore, as suggested in Ref. [3], we can add one gauge field per plaquette. Each vertex is involved in 12 minimum coupling terms; therefore the gauge symmetry term is a product of one σ^x and twelve τ^x (Fig. 3b). Four minimum coupling terms around the same cube combine into identity as shown in Fig. 3c; therefore we have the corresponding flux terms. This is exactly the gauging procedure we reviewed at the beginning of this section [Sec. 3].

3.4 Example: 3D planar symmetry on a FCC lattice

Consider the situation corresponding to the tetrahedral Ising model discussed in Ref. [3], as shown in Fig. 4. Besides the DOF σ_v at vertices of the cubic lattice, there are DOF σ_f at the faces of the cubic lattice. Subsystem symmetry acts on each XY , YZ and ZX direction plane either with integer or half integer coordinates.:

$$\begin{aligned} U_n^{XY} &= \prod_{v, f \in P_n^{XY}} \sigma_v^x \sigma_f^x, & U_n^{YZ} &= \prod_{v, f \in P_n^{YZ}} \sigma_v^x \sigma_f^x, & U_n^{ZX} &= \prod_{v, f \in P_n^{ZX}} \sigma_v^x \sigma_f^x \\ U_{n+1/2}^{XY} &= \prod_{f \in P_{n+1/2}^{XY}} \sigma_f^x, & U_{n+1/2}^{YZ} &= \prod_{f \in P_{n+1/2}^{YZ}} \sigma_f^x, & U_{n+1/2}^{ZX} &= \prod_{f \in P_{n+1/2}^{ZX}} \sigma_f^x. \end{aligned} \quad (7)$$

The minimum coupling terms, as shown in Fig. 4a, are the tetrahedral terms involving one σ_v^z and three σ_f^z 's. All other symmetric coupling terms, including four-body terms of σ_v^z 's and four-body terms of σ_f^z , can all be constructed from this minimum coupling term. Therefore, as discuss in Ref. [3], one gauge DOF τ is to be assigned to each tetrahedron. The gauge symmetry terms are the product of one σ^x together with the eight τ^x 's in the surrounding tetrahedrons (Fig. 4b). The product of the same eight tetrahedron minimum coupling terms also happens to be the identity; therefore, we have the product of eight τ^z 's as the flux term (Fig. 4b). If the σ DOF are all polarized by $-\sigma^x$, the gauged model becomes exactly the same as the checkerboard model.

3.5 Example: 3D planar symmetry on a BCC lattice

Now consider the situation described in Ref. [8], where there is one DOF σ_0 at each cube center and three DOFs $\sigma_a, \sigma_b, \sigma_c$ at each vertex, as shown in Fig. 5. σ_0 transforms under

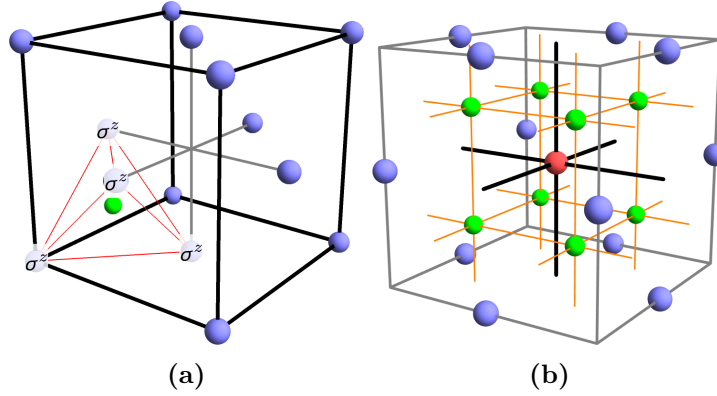


Figure 4: Gauging planar symmetry on FCC lattice. **(a)** A minimal symmetric coupling term: a product of four σ^z at the corners of the red tetrahedron. A gauge field τ (green sphere) is placed at the center of tetrahedron. Within the above cube, there are eight tetrahedra (one for each corner of the cube) and gauge fields. The gray lines form the dual lattice. **(b)** The red vertex is involved in the eight minimal coupling tetrahedron terms centered at the green spheres. The gauge symmetry term is thus a product of a σ^x at the red sphere and eight τ^x on the green spheres. The product of the eight minimal coupling tetrahedron terms is the identity. The corresponding flux term is a product of eight τ^z on the green spheres.

subsystem planar symmetries in all three directions while σ_a , σ_b , and σ_c transform only under symmetries in XY , YZ , and ZX planes, respectively. An XY -plane subsystem symmetry generator is a product of all σ_0^x in a particular XY plane ($P_{m+1/2}^{XY}$) with Z coordinate $m+1/2$ and all σ_a^x in the two neighboring XY planes (P_m^{XY} and P_{m+1}^{XY}) with Z coordinate m and $m+1$:

$$U_{m+1/2}^{XY} = \prod_{i \in P_{m+1/2}^{XY}} \sigma_{0,i}^x \prod_{j \in P_m^{XY}} \sigma_{a,j}^x \prod_{k \in P_{m+1}^{XY}} \sigma_{a,k}^x \quad (8)$$

U^{YZ} and U^{ZX} are defined in similar ways. The minimum coupling terms are the triangular terms shown in Fig. 5a. All other symmetric coupling terms can be composed from these minimum coupling terms. Therefore, to gauge the model, we need to assign one gauge DOF τ per triangle. The gauge symmetry terms are then the product of one σ_0^x with 24 τ^x 's around it (Fig. 5b), and the product of one σ_a^x (or σ_b^x , σ_c^x) with four τ^x 's around it (Fig. 5c). The product of four triangular coupling terms is the identity, therefore we have the product of the corresponding four τ^z 's as the flux term (Fig. 5d). This is the minimum gauging scheme for such a distribution of symmetry charges.

We could add gauge fields corresponding to non-minimum coupling terms as well. This is what was done in Ref. [8], where a gauge field is added for each four-body plaquette coupling term of the σ_0 's. Since this four-body term can be obtained by composing two triangular terms, this results in one more type of gauge flux term corresponding to the product of the τ^z associated with these three coupling terms (one plaquette and two triangular terms).

3.6 Example: 3D scalar charge tensor gauge theory

The previous examples have considered gauging various gapped qubit models with planar symmetries. However, the gauging procedure in Sec. 3.1 can also be used to obtain the gapless

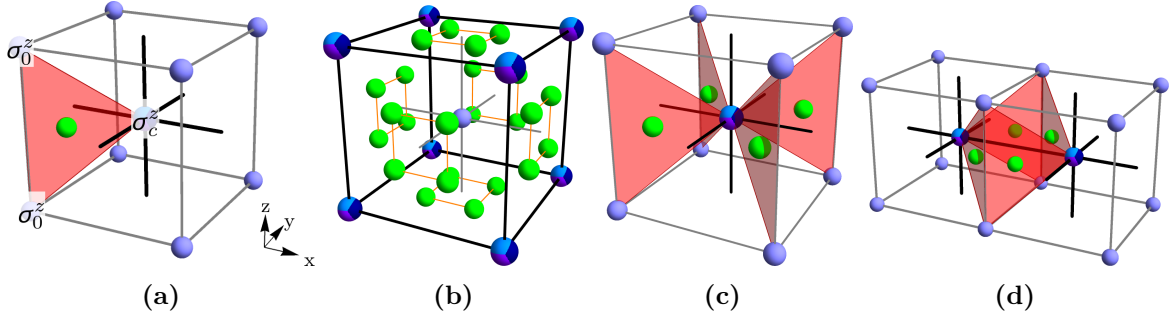


Figure 5: Gauging planar symmetry on BCC lattice. **(a)** A minimal symmetric coupling term: a product of two σ_0^z and one σ_c^z . The black lines form the cubic lattice, while the gray lines form the dual lattice. There are 12 minimal coupling terms within the shown dual-lattice cube: one for each gray edge of the cube. For the other terms, the σ_c^z at the center becomes a σ_a^z or σ_b^z when the two σ_0^z are displaced in the x or y direction, respectively. **(b)** The body-center is involved in 4×6 minimal coupling terms, which are centered at the green spheres, which lie on the faces of the black cube. (The orange lines are guides for the eye.) The gauge symmetry term is therefore a product of a σ^x at the center and 24 τ^x on the green spheres. **(c)** The σ_c^z operator in the center is involved in 4 minimal coupling terms (highlighted in red). The gauge symmetry term is therefore a product of a σ_c^x at the center and four τ^x on the green spheres. **(d)** The product of the four minimal coupling triangular terms is the identity. The corresponding flux term is a product of four τ^z on the four green spheres.

$U(1)$ tensor gauge theory models [40–49], which also have fractons, lineons, and planons. In this case, the gauging procedure is very closely related to the Higgs mechanisms discussed in Ref. [50, 51]. In these $U(1)$ models, one can gauge a disordered field theory that has various kinds of global charge conservations laws. Similar to the previously discussed models, the conservation laws for the $U(1)$ models also result in mobility restrictions [40].

As an example, in this section we will consider gauging the following matter Hamiltonian

$$H = \int \pi^2 + \sum_{ab} (\partial_a \partial_b \phi)^2 \quad (9)$$

which has a global symmetry that results in a conserved dipole moment

$$P^a = \int x^a \pi \quad (10)$$

since $[H, P^a] = 0$, where ϕ and π are conjugate fields: $[\phi(x), \pi(x')] = i\delta^3(x - x')$. In this section, Latin letters $a, b, i, j = 1, 2, 3$ denote spatial indices. Repeated indices are implicitly summed.

We will now follow the general gauging procedure. For clarity, we will number the steps to match those in Sec. 3.1.

1) The minimal coupling operators that respect the symmetry are

$$\partial_a \partial_b \phi \quad (11)$$

That is, $[\partial_a \partial_b \phi, P^c] = 0$, and all other local terms that commute with P^a can be written as a polynomial in $\partial_a \partial_b \phi$ and π .

2) Since the minimal coupling operator is a symmetric tensor, we introduce a symmetric tensor gauge field A_{ab} , which is conjugate to an electric field E^{ab} : $[A_{ab}(x), E^{ij}(x')] = -\frac{i}{2}(\delta_a^i \delta_b^j + \delta_a^j \delta_b^i) \delta^3(x - x')$.

3) The gauge symmetry at x is $\pi(x)$ minus an electric field in place of every minimal coupling term that contains $\phi(x)$. The resulting expression can be calculated as follows

$$\pi(x) + i \int_{x'} [\partial_a \partial_b \phi(x), \pi(x')] E^{ab}(x') = \pi(x) - \partial_a \partial_b E^{ab}(x). \quad (12)$$

4) The minimal coupling term can be made gauge symmetric by coupling it to a gauge field: $\partial_a \partial_b \phi \rightarrow \partial_a \partial_b \phi - A_{ab}$.

5) We now need to find linear combinations of the minimal coupling terms $\partial_a \partial_b \phi$ that result in zero. Equivalently, we want to find linear combinations of derivatives of A_{ab} that are invariant under the replacement $A_{ab} \rightarrow A_{ab} + \partial_a \partial_b \lambda$, which is often referred to as a gauge transformation. Thus, we want to find the smallest possible basis of gauge invariant operators, which is given by the magnetic tensor $B_j^i = \epsilon^{iab} \partial_a A_{bj}$ [40].

Therefore, gauging the matter Hamiltonian [Eq. (9)] results in the following gauged Hamiltonian

$$H = \int \pi^2 + \sum_{ab} (\partial_a \partial_b \phi - A_{ab})^2 + (\pi - \partial_a \partial_b E^{ab})^2 + \sum_{ij} (\epsilon^{iab} \partial_a A_{bj})^2 + \sum_{ab} (E^{ab})^2 \quad (13)$$

$(E^{ab})^2$ is added at the end since the above model is a gapless gauge theory. Traditionally, the $(\pi - \partial_a \partial_b E^{ab})^2$ is not explicitly written, but is instead imposed as a gauge constraint or is considered irrelevant (under RG) at long length scales.

4 Correspondence before and after gauging

Using the general gauging procedure, in this section we are going to explore the correspondence between models with subsystem symmetry (before gauging) and the gauged model with foliated fracton order, which we refer to as the ‘gauging correspondence’ in the following.

In Ref. [52], we proposed to characterize fractional excitations in foliated fracton phases using the notion of *quotient superselection sectors* (QSS). In particular, two fractional excitations are considered as equivalent (i.e. they belong to the same QSS class) if they differ only by local excitation and planons – a fractional excitation that moves in a 2D plane. Among the foliated fracton phases that we have studied, there are two types of QSS: 1) fracton sectors where the fractional excitation is fully immobile as an individual quasiparticle, and 2) lineon sectors where the excitation can only move along a straight line.

In terms of the gauging correspondence, it is easy to see how the fracton/lineon QSS can emerge after gauging subsystem symmetries. Before gauging, if a symmetry charge transforms under planar subsystem symmetries in three directions, then to preserve subsystem symmetry, this charge cannot move freely in any direction. It is pinned at the intersection point of the three planes, as shown in Fig. 6, and such fracton symmetry charges have to be created four at a time. Upon gauging, they become the fracton gauge charges. If a symmetry charge transforms under planar symmetries in two directions, then this charge can move but only along the intersection line of the two planes. Such lineon symmetry charges become the lineon gauge charge upon gauging. Finally, if a symmetry charge transforms under planar

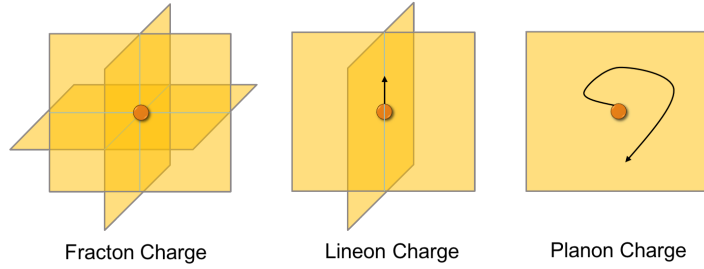


Figure 6: Symmetry charges transforming under planar symmetries in three, two, one directions are fractons (cannot move), lineons (can move only along a line), and planons (can move only in a plane) respectively.

symmetries in one direction only, then this charge can move along the plane. Such planon symmetry charges become the planon gauge charge upon gauging. Composites of fracton charges can become lineon or planon charges. For example, composing two fracton charges in the same plane and displaced by a diagonal direction results in a lineon charge because the composite carries nontrivial symmetry charge in the two orthogonal planes only. By analyzing how the symmetry charges and their composites transform under subsystem symmetry, we can see how the gauging correspondence emerges. Let us see how this works through the following examples.

4.1 3D paramagnet with planar symmetry in one direction

We start with a simple and almost trivial case where the subsystem symmetry acts only in XY planes. Consider again the cubic lattice with DOF at vertices and the paramagnetic model $H = -\sum_v \sigma_v^x$. The subsystem symmetry is given by

$$U_m^{XY} = \prod_{v \in P_m^{XY}} \sigma_v^x \quad (14)$$

Upon gauging, this model should naturally map to a stack of 2D (untwisted) deconfined gauge theories in the XY plane. The symmetry charges become the planon gauge charges in each 2D layer. The gauged theory is a trivial foliated fracton phase. Of course, this result does not depend sensitively on the lattice structure or details of the Hamiltonian, as long as the planar symmetries are preserved.

4.2 3D paramagnet with planar symmetry in two directions

A less trivial example is the 3D paramagnet $H = -\sum_v \sigma_v^x$ with two sets of planar symmetries

$$U_m^{XZ} = \prod_{v \in P_m^{XZ}} \sigma_v^x, \quad U_n^{YZ} = \prod_{v \in P_n^{YZ}} \sigma_v^x \quad (15)$$

Each symmetry charge transforms under planar symmetries in two directions and hence becomes a lineon gauge charge upon gauging. The combination of two symmetry charges separated in the X or Y directions transform under planar symmetry in one direction only and hence is a planon. The combination of two symmetry charges separated in the Z direction

does not transform under subsystem symmetry at all and hence is not a fractional excitation. Therefore, in the gauged theory, we expect only one lineon QSS in the charge sector.

This can be seen explicitly by applying the gauging procedure described in section 3. The two minimum coupling terms are 1) four σ^z 's around a plaquette in the same XY plane (Fig. 7a), and 2) two σ^z 's along the Z axis (Fig. 7b). Correspondingly, gauge fields are placed in each XY plane plaquette and on each link in the Z direction. The gauge symmetry term involves the product of one σ_v^x , four τ_{XY}^x 's and two τ_Z^x 's, as shown in Fig. 7c. The product of two plaquette coupling terms and four link coupling terms is identity, giving rise to the flux term as shown in Fig. 7d. The gauge charge, which corresponds to the violation of the gauge symmetry term, is a lineon that moves in the Z direction. It turns out that the flux excitation is also a lineon that moves in the Z direction. This is the anisotropic model introduced in Ref. [52].

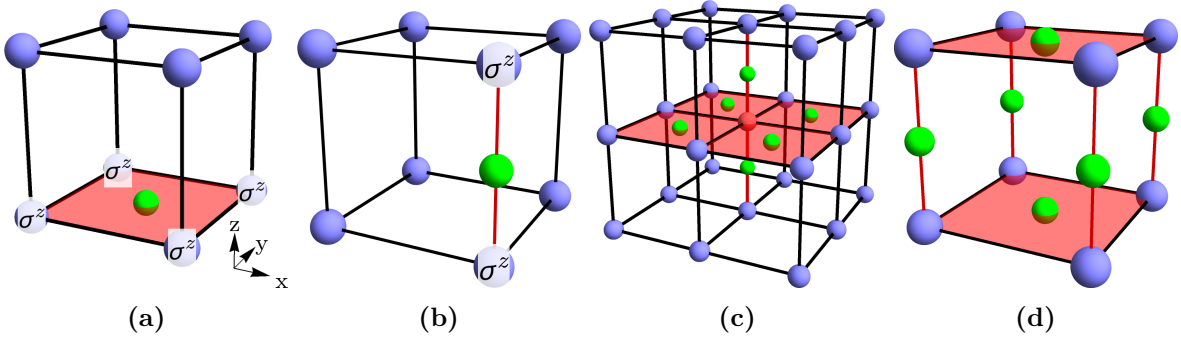


Figure 7: Gauging planar symmetry in XZ and YZ directions only. **(a-b)** Minimal coupling terms. **(c)** The red vertex term in the center is included in four plaquette minimal coupling terms (red plaquettes) and two Z -axis terms (red edges). Therefore, the gauge symmetry term is a product of a σ^x at the center (red sphere) and six τ^x at the green spheres. **(d)** The flux term is a product of six τ^z at the green spheres.

4.3 3D paramagnet with planar symmetry in three directions

Now let us consider the case where the planar subsystem symmetries lie along three directions. We have discussed the gauging procedure of three different cases (with different distributions of symmetry charges) in section 3. Now we will examine how the symmetry charge becomes a gauge charge through the gauging process and how the corresponding foliated fracton order emerges after gauging.

4.3.1 Cubic lattice

In the case discussed in section 3.3, where symmetry charges live at the vertices of a 3D cubic lattice and transform under planar symmetries in all three directions, each symmetry charge is a fracton and cannot move (since the charge is conserved on every plane). If two symmetry charges separated in the X , Y or Z direction are combined, then the composite transforms under planar symmetry in one direction only and hence is a planon. Therefore, upon gauging, the gauge charge sector of the gauge theory should contain only one quotient superselection sector – a fracton QSS. This is indeed the case for the corresponding gauge theory of X-cube model. As discussed in Ref. [52], the X-cube model contains three elementary QSSs: one

fracton QSS and two lineon QSS. The one fracton QSS is the gauge charge sector of the gauge theory while the two lineon QSSs are the gauge flux sector of the gauge theory.

4.3.2 Cubic lattice: dual model

In fact, the X-cube model can be obtained through gauging a different model. Consider a 3D cubic lattice with two DOFs σ_r and σ_b (red and blue) at each lattice site. The red σ_r transform under planar symmetry in XY and YZ directions; the blue σ_b transform under planar symmetry in YZ and ZX directions; and their composite at each lattice site transforms under planar symmetry in ZX and XY directions. That is, the symmetries act as

$$U_m^{XY} = \prod_{v \in P_m^{XY}} \sigma_{v,r}^x, \quad U_m^{YZ} = \prod_{v \in P_m^{YZ}} \sigma_{v,r}^x \sigma_{v,b}^x, \quad U_n^{ZX} = \prod_{v \in P_n^{ZX}} \sigma_{v,b}^x. \quad (16)$$

The minimum coupling terms are two-body terms $\sigma_{v,r}^z \sigma_{v+\hat{y},r}^z$ in the Y direction, two-body terms $\sigma_{v,b}^z \sigma_{v+\hat{z},b}^z$ in the Z direction, and four-body terms $\sigma_{v,r}^z \sigma_{v,b}^z \sigma_{v+\hat{x},r}^z \sigma_{v+\hat{x},b}^z$ in the X direction, as shown in Fig. 8a. Therefore, according to the general procedure, a gauge field is added to each link of the cubic lattice. The gauge symmetry term is the product of $\sigma_{v,r}^x$ ($\sigma_{v,b}^x$) with four τ^x on neighboring links in the XY plane (ZX plane), as shown in Fig. 8b-c. The combination of twelve minimum coupling terms around a cube is identity, therefore the flux term is the product of twelve τ^z around a cube as shown in Fig. 8d.

If the σ spins are all polarized by Hamiltonian $H = -\sum_v (\sigma_{v,r}^x + \sigma_{v,b}^x)$, then the gauged model is exactly the X-cube model, but as the electromagnetic dual of the previous case. The symmetry charges transform under two planar symmetries, and therefore gauge into two independent lineon gauge charges (that move in the Y and Z directions). Their combination is a lineon charge that transforms under the XY and XZ planar symmetries and therefore moves only in the X direction. If two red charges separated in the X , Y , or Z directions are combined, then they form either a planon or a local excitation, and similarly for the blue charges. Therefore, the gauge charge sector contains two independent lineon QSSs. The gauge flux in this case makes up the fracton QSS.

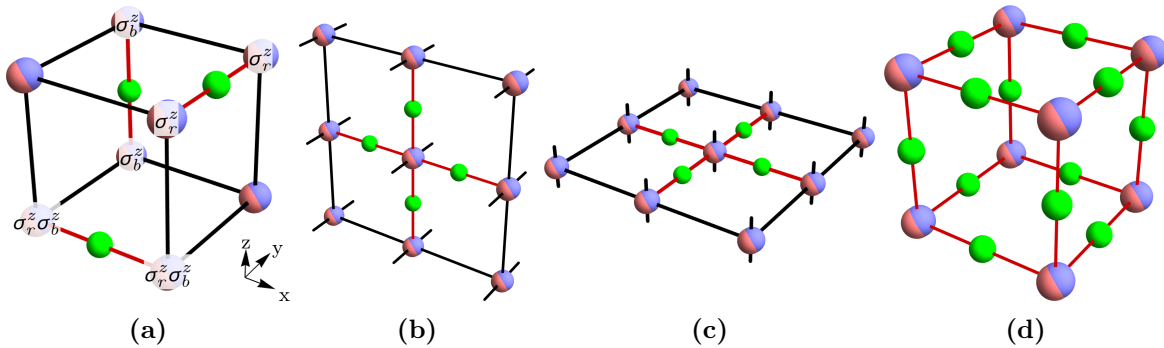


Figure 8: Gauging planar symmetry on the cubic lattice with lineon charges. (a) The three minimal coupling terms, which are each a product of σ^z operators across one of the red links. (b) A σ_b^z operator at the center is included in four minimal coupling terms on the red links. The corresponding gauge symmetry term is a product of a σ_b^x at the center and τ^x operators on the green spheres. (c) Same as (b), but for σ_r^z . (d) The flux term is a product of τ^z on the twelve green spheres.

4.3.3 FCC lattice

In the second case discussed in section 3.4, symmetry charges live both at vertices and face centers and transform under planar symmetry in all three directions. Again, each symmetry charge (both the vertex and face-center charges) is a fracton and cannot move. The combination of two vertex charges separated in X , Y , or Z directions transforms under planar symmetry in one direction only, and hence is a planon. Therefore, the vertex charge alone makes one fracton QSS after gauging. The combination of a vertex charge and a face-center charge separated by half of a face diagonal transforms under two planar symmetries and are hence lineons. Similarly, the combination of two face-center charges separated by half of a face diagonal (out of the plane of the face) are also lineons. Taking into account neutral excitations – excitations carrying no symmetry charges – involving one vertex charge and three face-center charges, we can see that there are all together two independent lineon sectors. Therefore, upon gauging, the charge sector should contain one independent fracton QSS and two independent lineon QSSs. This corresponds exactly to the combination of the original and dual cubic lattice examples discussed above. Therefore, the gauged theory – the checkerboard model [3] – should be equivalent to two copies of X-cube model combined in an electromagnetic dual way. This is exactly what we show in Ref. [38].

4.3.4 BCC lattice

Now we come to the case discussed in section 3.5, where symmetry charges at cube center transform in three directions while symmetry charges at vertices transform in one direction only. The vertex charges are planon charges so they can be omitted when counting QSSs. The cube center charge is a fracton. Two fracton charges separated in the X , Y or Z direction combine into a planon. Therefore, upon gauging, the gauge charge sector contains only one fracton QSS. If the ungauged Hamiltonian is in the trivial phase (given for example by $H = -\sum_i \sigma_{0,i}^x - \sum_j \sigma_{a,j}^x - \sum_k \sigma_{b,k}^x - \sum_l \sigma_{c,l}^x$), then the gauged model would belong to the same foliated fracton phase as the X-cube model.

In Ref. [8], a twisted version of the ungauged Hamiltonian is discussed. Upon gauging, the charge sector remains the same, while the flux sector may have different statistics compared to the X-cube model. Ref. [8] discussed the difference in statistics in terms of the self rotation of lineons. In Ref. [52], we show that this difference can be removed if 2D layers of twisted gauge theories are added to the 3D fracton model. Therefore, the gauged model has the same foliated fracton order as the X-cube model. Correspondingly, the difference between the twisted and non-twisted versions of the ungauged Hamiltonian can be removed by adding 2D layers of twisted SPTs. Therefore, the twisted ungauged model is equivalent to a ‘weak SSPT’, i.e. a stack of 2D SPTs, as defined in Ref. [6].

4.4 3D paramagnet with planar symmetry in 4 directions

It is also possible to construct a paramagnet in which every DOF transforms under a planar subsystem symmetry in 4 different directions. The model is constructed as follows: first, a lattice is constructed out of a fourfold foliation structure. To be precise, given four stacks of parallel planes such that no four planes intersect at a single point, a natural cellulation structure is defined in which each elementary 3-cell is a polyhedron bounded by these planes. Then, a σ DOF is placed in each 3-cell. The planar subsystem symmetries act on all 3-cells *between* neighboring parallel planes. The minimal symmetric coupling terms are the four-body

terms $\prod_{v \in p} \sigma_v^z$ with a σ^z operator on each of the four 3-cells adjacent to a given edge (which is along the intersection between two planes). In the dual cellulation (or lattice), this edge is dual to a quadrilateral plaquette p , and the 3-cells are dual to vertices v . Upon gauging, the subsystem symmetric paramagnet defined on this type of lattice yields a generalized X-cube model as discussed in Ref. [16]. For example, using this type of construction, one can obtain the stacked kagome lattice X-cube model.

4.5 3D symmetry breaking state with planar symmetry

In all previous examples, for the ungauged model, we considered the simplest symmetric Hamiltonian of the form $H = -\sum_v \sigma_v^x$ where the ground state is symmetric under all subsystem symmetries. For global symmetry, it is known that when the matter field undergoes spontaneous symmetry breaking, the gauge field is Higgsed and the gauge theory become non-topological. For subsystem symmetry, a similar Higgs mechanism applies, as first discussed in Ref. [3]. Let us repeat the exercise and see how Higgsing occurs in the cubic lattice example of section 3.3.

The minimum Ising coupling term that can be added to the system is the plaquette term involving four σ^z 's (Fig. 3a). To make the term gauge invariant, we attach a τ^z term in the middle of the plaquette. The total gauged Hamiltonian hence takes the form

$$H_g = -\sum_p \tau_p^z \prod_{v \in p} \sigma_v^z - \sum_v A_v - \sum_c (B_c^{XY} + B_c^{YZ} + B_c^{ZX}) \quad (17)$$

The B_c terms are actually redundant for determining ground state because they can be composed out of the plaquette terms. Therefore, the Hamiltonian can be simplified into

$$H_g = -\sum_p \tau_p^z \prod_{v \in p} \sigma_v^z - \sum_v \sigma_v^x \prod_{p \in v} \tau_p^x \quad (18)$$

This is a cluster state [53] Hamiltonian where the σ and τ DOFs are connected through face diagonals. It has a unique ground state, and hence no topological or fracton order.

4.6 2D paramagnet/symmetry breaking state with linear symmetry

It is possible for 2D systems to have linear subsystem symmetries. As we will see, gauging 2D systems with linear subsystem symmetries bears great similarity to gauging global symmetries in 1D. In particular, in both cases, trivial paramagnet and symmetry breaking phases are dual to each other through gauging. Consider a 2D square lattice with a σ DOF at each vertex. The subsystem symmetries acts along each row L_m^X and each column L_n^Y of the square lattice:

$$U_m^X = \prod_{v \in L_m^X} \sigma_v^x, \quad U_n^Y = \prod_{v \in L_n^Y} \sigma_v^y. \quad (19)$$

The minimum coupling term satisfying these symmetries is a product of four σ^z around a plaquette. Consider the ungauged Hamiltonian

$$H = -B_x \sum_v \sigma_v^x - J \sum_p \prod_{v \in p} \sigma_v^z \quad (20)$$

To gauge this model, we place one gauge DOF τ_p on each plaquette so that the gauge symmetry is given by $A_v = \sigma_v^x \prod_{p \ni v} \tau_p^x$. No local flux term satisfies all of the gauge symmetries; the only allowed flux terms are products along an entire row or a column:

$$B_{m,m+1}^X = \prod_{p \in L_{m,m+1}^X} \tau_p^z, \quad B_{n,n+1}^Y = \prod_{p \in L_{n,n+1}^Y} \tau_p^z. \quad (21)$$

Thus, the flux terms become subsystem symmetries of the gauged theory.

The Hamiltonian after gauging takes the form

$$H_g = -B_x \sum_v \sigma_v^x - J \sum_p \tau_p^z \prod_{v \in p} \sigma_v^z - J_v \sum_v \sigma_v^x \prod_{v \in p} \tau_p^x. \quad (22)$$

When $B_x = 0$, corresponding to the symmetry breaking phase before gauging, the gauged model is

$$H_g = -J \sum_p \tau_p^z \prod_{v \in p} \sigma_v^z - J_v \sum_v \sigma_v^x \prod_{v \in p} \tau_p^x \quad (23)$$

which is a 2D cluster state model with unique ground state that is symmetric under the subsystem symmetries B^X and B^Y . Moreover, this state can be mapped to a symmetric product state through a symmetric local unitary transformation, indicating that it is equivalent to a trivial paramagnet. The symmetric local unitary is given by

$$V = \prod_v \left(\prod_{v \in p} C_v X_p \right) \prod_v H_v \prod_v \left(\prod_{v \in p} C_v X_p \right) \quad (24)$$

where $C_v X_p = \frac{1}{2}(1 + \sigma_v^z) \otimes \tau_p^0 + \frac{1}{2}(1 - \sigma_v^z) \otimes \tau_p^x$ is the controlled- X operation from a vertex spin to its neighboring gauge field and the Hadamard operator $H = \begin{pmatrix} 1 & 1 \\ 1 & -1 \end{pmatrix}$ maps between σ^x and σ^z .

When $J = 0$, corresponding to the trivial paramagnet phase before gauging, the gauged model is

$$H_g = -B_x \sum_v \sigma_v^x - J_v \sum_v \sigma_v^x \prod_{v \in p} \tau_p^x \quad (25)$$

which can be reduced to

$$H_g = -J_v \sum_v \prod_{v \in p} \tau_p^x \quad (26)$$

if the $-B_x \sigma_v^x$ terms are all satisfied. This corresponds to the symmetry breaking phase of the gauge field under subsystem symmetries B^X and B^Y .

4.7 2D linear symmetry protected topological model

We now discuss an example of a 2D model with linear SSPT order, which is self-dual under gauging the subsystem symmetries. The system contains a σ DOF at each vertex of two interlocking square lattices labelled α and β . The linear symmetries act on all spins in a given row or column of either the α or β lattice. Explicitly, the symmetry generators are

$$U_m^{X,\alpha} = \prod_{v \in L_m^{X,\alpha}} \sigma_v^x, \quad U_n^{Y,\alpha} = \prod_{v \in L_n^{Y,\alpha}} \sigma_v^x, \quad U_p^{X,\beta} = \prod_{v \in L_p^{X,\beta}} \sigma_v^x, \quad U_q^{Y,\beta} = \prod_{v \in L_q^{Y,\beta}} \sigma_v^x. \quad (27)$$

As discussed in Ref. [6], the 2D cluster state model is a strong SSPT, which exhibits a protected edge degeneracy that grows exponentially with the length of the boundary. The Hamiltonian (also shown in Fig. 9) is

$$H = - \sum_{a \in \alpha} \sigma_{i(a)}^z \sigma_{j(a)}^z \sigma_{k(a)}^z \sigma_{l(a)}^z \sigma_a^x - \sum_{b \in \beta} \sigma_{i(b)}^z \sigma_{j(b)}^z \sigma_{k(b)}^z \sigma_{l(b)}^z \sigma_b^x, \quad (28)$$

where $i(a)$, $j(a)$, $k(a)$, and $l(a)$ refer to the four β lattice vertices neighboring vertex a , and vice versa for $i(b)$, $j(b)$, $k(b)$, and $l(b)$.

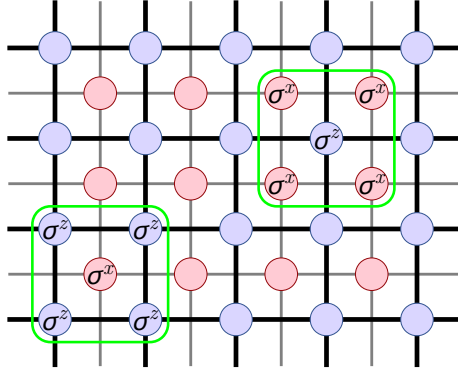


Figure 9: The 2D cluster state model. The two stabilizer terms in Eq. (28) are circled in green above. The black and gray lattices are the α and β lattices. After gauging, gauge fields τ are placed on both the red and blue vertices.

The minimal coupling terms satisfying the subsystem symmetry are the four-body terms around each elementary plaquette of either the α or β lattice. Thus, to gauge the model, gauge fields τ_v are placed at every vertex v of both the α and β lattices (on top of each matter DOF), as shown in Fig. 9. The gauge symmetries then take the form $A_v = \sigma_v^x \tau_{i(v)}^x \tau_{j(v)}^x \tau_{k(v)}^x \tau_{l(v)}^x$. As in the previous example, there are no local gauge-symmetric flux operators; the only allowed flux terms act along an entire row or column:

$$B_m^{X,\alpha} = \prod_{v \in L_m^{X,\alpha}} \tau_v^z, \quad B_n^{X,\beta} = \prod_{v \in L_n^{X,\beta}} \tau_v^z, \quad B_p^{Y,\alpha} = \prod_{v \in L_p^{Y,\alpha}} \tau_v^z, \quad B_q^{Y,\beta} = \prod_{v \in L_q^{Y,\beta}} \tau_v^z. \quad (29)$$

These operators correspond to symmetry generators of the gauge theory.

Upon gauging the Hamiltonian takes the form

$$H_g = - \sum_{a \in \alpha} \tau_a^z \sigma_{i(a)}^z \sigma_{j(a)}^z \sigma_{k(a)}^z \sigma_{l(a)}^z \sigma_a^x - \sum_{b \in \beta} \tau_b^z \sigma_{i(b)}^z \sigma_{j(b)}^z \sigma_{k(b)}^z \sigma_{l(b)}^z \sigma_b^x - J_v \sum_{v \in \alpha, \beta} A_v. \quad (30)$$

This gauged model is actually a linear SSPT and is dual to the original SSPT. To see this, note that the matter DOFs can be decoupled from the gauge DOFs via the symmetric local unitary operator

$$V = \prod_{v \in \alpha, \beta} C_{\sigma_v} X_{\tau_{i(v)}} C_{\sigma_v} X_{\tau_{j(v)}} C_{\sigma_v} X_{\tau_{k(v)}} C_{\sigma_v} X_{\tau_{l(v)}}, \quad (31)$$

where as before, $C_\sigma V_\tau$ is the controlled- X gate from the vertex spin σ to an adjacent gauge field τ . Then

$$VH_gV^\dagger \cong - \sum_{a \in \alpha} \tau_{i(a)}^x \tau_{j(a)}^x \tau_{k(a)}^x \tau_{l(a)}^x \tau_a^z - \sum_{b \in \beta} \tau_{i(b)}^x \tau_{j(b)}^x \tau_{k(b)}^x \tau_{l(b)}^x \tau_b^z - \sum_{v \in \alpha, \beta} \sigma_v^x, \quad (32)$$

which is a 2D cluster state model residing on the gauge DOFs. Here the relation $H \cong H'$ indicates that H and H' have coinciding ground spaces and thus represent the same gapped phase.

4.8 3D models with linear subsystem symmetry

It is also possible for 3D systems to have linear subsystem symmetries. For example, suppose a system has a σ DOF at every vertex of a cubic lattice and symmetries which act along lines of spins along the X , Y , or Z direction. In this case, the minimal coupling terms that commute with the symmetries are eight-body terms $\prod_{v \in c} \sigma_v^z$ involving the 8 qubits at the corners of a cube c . Therefore, to gauge such models, gauge fields are placed at the centers of each cube.

The correspondence before and after gauging of linear subsystem symmetries in 3D bears similarities to the case of linear symmetries in 2D and global symmetries in 1D. For instance, the cubic Ising Hamiltonian

$$H = - \sum_v \sigma_v^x - \lambda \sum_c \prod_{v \in c} \sigma_v^z \quad (33)$$

is self-dual under gauging: the weak-coupling paramagnetic phase maps into the strong-coupling subsystem symmetry breaking phase and vice versa. Furthermore, the linear SSPT given by the the 3D cluster state Hamiltonian [6] is self-dual under gauging, in analogy with the 2D cluster state linear SSPT and the 1D cluster state global SPT.

5 Discussion

The gauging correspondence revealed in the previous examples is summarized in the table below. Fracton charges are acted upon by planar symmetry in three directions, whereas lineon charges are acted upon by planar symmetry in two directions. The fracton and lineon charges in the table are counted up to the attachment of planon charges, which are acted upon by planar symmetry in one direction only.

Therefore, by counting the types of symmetry charges before gauging, we can determine the gauge charge and correspondingly gauge flux quotient superselection sectors in the gauge theory. A highly interesting and open question is whether there are non-trivial SPT phases with planar subsystem symmetry in 3D. The model discussed in Ref. [8] we now know to be equivalent to a weak SSPT. Hence upon gauging, it gives the same foliated fracton order as the X-cube model [52]. For a truly non-trivial SSPT, upon gauging, we expect the gauge charge and gauge flux to correspond to the same quotient superselection sectors while the gauge flux has non-trivial statistics compared to the X-cube model.

	Before Gauging	After Gauging
Planar symmetry in 3D	One fracton charge	X-cube with lineon flux
	Lineon charges in X, Y, Z directions	X-cube with fracton flux
	One lineon charge in Z direction	Anisotropic model with lineon flux
Linear symmetry in 2D/3D	Trivial paramagnet	Symmetry breaking
	Symmetry breaking	Trivial paramagnet
	Non-trivial SSPT	Non-trivial SSPT

Table 1: Correspondence between phases with subsystem symmetries and gauge theory phases. The X-cube and anisotropic model listed refer to the corresponding foliated fracton phase, not to the specific model.

Acknowledgements

Funding information W.S. and X.C. are supported by the National Science Foundation under award number DMR-1654340 and the Institute for Quantum Information and Matter at Caltech. X.C. is also supported by the Alfred P. Sloan research fellowship and the Walter Burke Institute for Theoretical Physics at Caltech. K.S. is grateful for support from the NSERC of Canada, the Center for Quantum Materials at the University of Toronto, and the Walter Burke Institute for Theoretical Physics at Caltech.

A Gauging global symmetry in 1D systems

In this section, we review the process of gauging 1D symmetric, symmetry breaking and SPT phases and see how symmetric and symmetry breaking phases map into each other upon gauging while SPT phases can map into themselves.

Consider the 1D transverse field Ising model with Hamiltonian

$$H = -B_x \sum_i \sigma_i^x - J \sum_i \sigma_i^z \sigma_{i+1}^z \quad (34)$$

and global symmetry $U = \prod_i \sigma_i^x$. To gauge the model, we put gauge fields τ on every link. The gauge symmetry term is $A_i = \tau_{i-1,i}^x \sigma_i^x \tau_{i,i+1}^x$. The only flux term that satisfies all the gauge symmetries is a global term $B = \prod_i \tau_{i,i+1}^z$. Therefore, the flux term effectively becomes a Z_2 global symmetry of the gauged model.

Coupling H to the gauge field, we obtain the gauged Hamiltonian

$$H_g = -B_x \sum_i \sigma_i^x - J \sum_i \sigma_i^z \tau_{i,i+1}^z \sigma_{i+1}^z - J_v \sum_i \tau_{i-1,i}^x \sigma_i^x \tau_{i,i+1}^x \quad (35)$$

When $J = 0$, in the ground state, all the σ spins are polarized in the X direction and the gauge fields couple effectively through $\tau_{i-1,i}^x \tau_{i,i+1}^x$. With respect to the effective global symmetry of $B = \prod_i \tau_{i,i+1}^z$, the gauge field ground state spontaneously breaks the symmetry.

On the other hand, if $B_x = 0$, the Hamiltonian becomes a 1D cluster state [53] model with unique ground state which is symmetric under the global $B = \prod_i \tau_{i,i+1}^z$ symmetry.

Now let us discuss an SPT example. Consider the 1D cluster state model

$$H = - \sum_i h_{2i-1}^o - \sum_i h_{2i}^e = - \sum_i \sigma_{2i-2}^z \sigma_{2i-1}^x \sigma_{2i}^z - \sum_i \sigma_{2i-1}^z \sigma_{2i}^x \sigma_{2i+1}^z. \quad (36)$$

This model has a global $Z_2 \times Z_2$ symmetry generated by

$$g_1 = \prod_i \sigma_{2i}^x, \quad g_2 = \prod_i \sigma_{2i-1}^x \quad (37)$$

and the model has symmetry protected topological order under this symmetry [54].

To gauge the $Z_2 \times Z_2$ symmetry, we put gauge fields τ between neighboring gauge charges. That is, we place one gauge DOF per site. The ones on the even sites are gauge fields of g_2 . The ones on the odd sites are gauge fields of g_1 . The Gauss law terms are

$$c_{2i} = \tau_{2i-1}^x \sigma_{2i}^x \tau_{2i+1}^x, \quad c_{2i+1} = \tau_{2i}^x \sigma_{2i+1}^x \tau_{2i+2}^x. \quad (38)$$

The flux terms, which are pure gauge terms that satisfy the Gauss law, are

$$f_1 = \prod_i \tau_{2i-1}^z, \quad f_2 = \prod_i \tau_{2i}^z. \quad (39)$$

They become the global $Z_2 \times Z_2$ symmetry of the gauged model.

To make the original Hamiltonian terms gauge invariant, we modify them to be

$$h_{2i-1}^o = \sigma_{2i-2}^z \sigma_{2i-1}^x \tau_{2i-1}^z \sigma_{2i}^z, \quad h_{2i}^e = \sigma_{2i-1}^z \sigma_{2i}^x \tau_{2i}^z \sigma_{2i+1}^z. \quad (40)$$

Now the total Hamiltonian is

$$H_g = - \sum_i (\tau_{2i-1}^x \sigma_{2i}^x \tau_{2i+1}^x + \tau_{2i}^x \sigma_{2i+1}^x \tau_{2i+2}^x + \sigma_{2i-2}^z \sigma_{2i-1}^x \tau_{2i-1}^z \sigma_{2i}^z + \sigma_{2i-1}^z \sigma_{2i}^x \tau_{2i}^z \sigma_{2i+1}^z) \quad (41)$$

All the terms commute, are independent, and are symmetric under the global symmetry. Therefore, on a closed ring, the ground state is unique. On an open chain, the terms

$$\sigma_1^x \tau_2^x, \tau_{2N-1}^x \sigma_{2N}^x \quad (42)$$

no longer commute with the symmetry and need to be removed, leaving a two fold degeneracy at the edge as the symmetry protected edge state.

References

- [1] M. Levin and Z.-C. Gu, *Braiding statistics approach to symmetry-protected topological phases*, Phys. Rev. B **86**, 115109 (2012), doi:[10.1103/PhysRevB.86.115109](https://doi.org/10.1103/PhysRevB.86.115109).
- [2] A. Kitaev, *Anyons in an exactly solved model and beyond*, Annals of Physics **321**(1), 2 (2006), doi:[10.1016/j.aop.2005.10.005](https://doi.org/10.1016/j.aop.2005.10.005), January Special Issue.
- [3] S. Vijay, J. Haah and L. Fu, *Fracton topological order, generalized lattice gauge theory, and duality*, Phys. Rev. B **94**, 235157 (2016), doi:[10.1103/PhysRevB.94.235157](https://doi.org/10.1103/PhysRevB.94.235157).
- [4] D. J. Williamson, *Fractal symmetries: Ungauging the cubic code*, Phys. Rev. B **94**, 155128 (2016), doi:[10.1103/PhysRevB.94.155128](https://doi.org/10.1103/PhysRevB.94.155128).
- [5] A. Kubica and B. Yoshida, *Ungauging quantum error-correcting codes*, ArXiv e-prints (2018), [arXiv:1805.01836](https://arxiv.org/abs/1805.01836).

- [6] Y. You, T. Devakul, F. J. Burnell and S. L. Sondhi, *Subsystem symmetry protected topological order*, ArXiv e-prints (2018), [arXiv:1803.02369](#).
- [7] T. Devakul, Y. You, F. J. Burnell and S. L. Sondhi, *Fractal Symmetric Phases of Matter*, ArXiv e-prints (2018), [arXiv:1805.04097](#).
- [8] Y. You, T. Devakul, F. J. Burnell and S. L. Sondhi, *Symmetric Fracton Matter: Twisted and Enriched*, ArXiv e-prints (2018), [arXiv:1805.09800](#).
- [9] H. Song, A. Prem, S.-J. Huang and M. A. Martin-Delgado, *Twisted Fracton Models in Three Dimensions*, ArXiv e-prints (2018), [arXiv:1805.06899](#).
- [10] C. Chamon, *Quantum glassiness in strongly correlated clean systems: An example of topological overprotection*, Phys. Rev. Lett. **94**, 040402 (2005), doi:[10.1103/PhysRevLett.94.040402](#).
- [11] J. Haah, *Local stabilizer codes in three dimensions without string logical operators*, Phys. Rev. A **83**, 042330 (2011), doi:[10.1103/PhysRevA.83.042330](#).
- [12] B. Yoshida, *Exotic topological order in fractal spin liquids*, Phys. Rev. B **88**, 125122 (2013), doi:[10.1103/PhysRevB.88.125122](#).
- [13] S. Vijay, J. Haah and L. Fu, *A new kind of topological quantum order: A dimensional hierarchy of quasiparticles built from stationary excitations*, Phys. Rev. B **92**, 235136 (2015), doi:[10.1103/PhysRevB.92.235136](#).
- [14] R. M. Nandkishore and M. Hermele, *Fractons*, ArXiv e-prints (2018), [arXiv:1803.11196](#).
- [15] W. Shirley, K. Slagle, Z. Wang and X. Chen, *Fracton Models on General Three-Dimensional Manifolds*, ArXiv e-prints (2017), [arXiv:1712.05892](#).
- [16] K. Slagle and Y. B. Kim, *X-cube model on generic lattices: Fracton phases and geometric order*, Phys. Rev. B **97**, 165106 (2018), doi:[10.1103/PhysRevB.97.165106](#).
- [17] A. Prem, S.-J. Huang, H. Song and M. Hermele, *Cage-Net Fracton Models*, ArXiv e-prints (2018), [arXiv:1806.04687](#).
- [18] S. Vijay and L. Fu, *A Generalization of Non-Abelian Anyons in Three Dimensions*, ArXiv e-prints (2017), [arXiv:1706.07070](#).
- [19] H. Ma, E. Lake, X. Chen and M. Hermele, *Fracton topological order via coupled layers*, Phys. Rev. B **95**, 245126 (2017), doi:[10.1103/PhysRevB.95.245126](#).
- [20] S. Bravyi, B. Leemhuis and B. Terhal, *Topological order in an exactly solvable 3D spin model*, Annals of Physics **326**, 839 (2011), doi:[10.1016/j.aop.2010.11.002](#).
- [21] T. H. Hsieh and G. B. Halász, *Fractons from partons*, Phys. Rev. B **96**, 165105 (2017), doi:[10.1103/PhysRevB.96.165105](#).
- [22] G. B. Halász, T. H. Hsieh and L. Balents, *Fracton topological phases from strongly coupled spin chains*, Phys. Rev. Lett. **119**, 257202 (2017), doi:[10.1103/PhysRevLett.119.257202](#).

- [23] S. Vijay, *Isotropic Layer Construction and Phase Diagram for Fracton Topological Phases*, ArXiv e-prints (2017), [arXiv:1701.00762](#).
- [24] K. Slagle and Y. B. Kim, *Fracton topological order from nearest-neighbor two-spin interactions and dualities*, Phys. Rev. B **96**, 165106 (2017), doi:[10.1103/PhysRevB.96.165106](#).
- [25] O. Petrova and N. Regnault, *Simple anisotropic three-dimensional quantum spin liquid with fractonlike topological order*, Phys. Rev. B **96**, 224429 (2017), doi:[10.1103/PhysRevB.96.224429](#).
- [26] K. Slagle and Y. B. Kim, *Quantum field theory of x-cube fracton topological order and robust degeneracy from geometry*, Phys. Rev. B **96**, 195139 (2017), doi:[10.1103/PhysRevB.96.195139](#).
- [27] D. Bulmash and M. Barkeshli, *Generalized U(1) Gauge Field Theories and Fractal Dynamics*, ArXiv e-prints (2018), [arXiv:1806.01855](#).
- [28] W. Shirley, K. Slagle and X. Chen, *Universal entanglement signatures of foliated fracton phases*, ArXiv e-prints (2018), [arXiv:1803.10426](#).
- [29] T. Devakul, S. A. Parameswaran and S. L. Sondhi, *Correlation function diagnostics for type-i fracton phases*, Phys. Rev. B **97**, 041110 (2018), doi:[10.1103/PhysRevB.97.041110](#).
- [30] A. T. Schmitz, H. Ma, R. M. Nandkishore and S. A. Parameswaran, *Recoverable information and emergent conservation laws in fracton stabilizer codes*, Phys. Rev. B **97**, 134426 (2018), doi:[10.1103/PhysRevB.97.134426](#).
- [31] S. Bravyi and J. Haah, *Energy landscape of 3d spin hamiltonians with topological order*, Phys. Rev. Lett. **107**, 150504 (2011), doi:[10.1103/PhysRevLett.107.150504](#).
- [32] A. Prem, J. Haah and R. Nandkishore, *Glassy quantum dynamics in translation invariant fracton models*, Phys. Rev. B **95**, 155133 (2017), doi:[10.1103/PhysRevB.95.155133](#).
- [33] B. Shi and Y.-M. Lu, *Deciphering the nonlocal entanglement entropy of fracton topological orders*, Phys. Rev. B **97**, 144106 (2018), doi:[10.1103/PhysRevB.97.144106](#).
- [34] H. Ma, A. T. Schmitz, S. A. Parameswaran, M. Hermele and R. M. Nandkishore, *Topological entanglement entropy of fracton stabilizer codes*, Phys. Rev. B **97**, 125101 (2018), doi:[10.1103/PhysRevB.97.125101](#).
- [35] H. He, Y. Zheng, B. A. Bernevig and N. Regnault, *Entanglement entropy from tensor network states for stabilizer codes*, Phys. Rev. B **97**, 125102 (2018), doi:[10.1103/PhysRevB.97.125102](#).
- [36] A. Prem, S. Vijay, Y.-Z. Chou, M. Pretko and R. M. Nandkishore, *Pinch Point Singularities of Tensor Spin Liquids*, ArXiv e-prints (2018), [arXiv:1806.04148](#).
- [37] T. Devakul and D. J. Williamson, *Universal quantum computation using fractal symmetry-protected cluster phases*, ArXiv e-prints (2018), [arXiv:1806.04663](#).
- [38] W. Shirley, K. Slagle and X. Chen, *Foliated fracton order in the checkerboard model* (2018), To appear soon.

- [39] J. B. Kogut, *An introduction to lattice gauge theory and spin systems*, Rev. Mod. Phys. **51**, 659 (1979), doi:[10.1103/RevModPhys.51.659](https://doi.org/10.1103/RevModPhys.51.659).
- [40] M. Pretko, *Subdimensional particle structure of higher rank $u(1)$ spin liquids*, Phys. Rev. B **95**, 115139 (2017), doi:[10.1103/PhysRevB.95.115139](https://doi.org/10.1103/PhysRevB.95.115139).
- [41] M. Pretko, *Generalized electromagnetism of subdimensional particles: A spin liquid story*, Phys. Rev. B **96**, 035119 (2017), doi:[10.1103/PhysRevB.96.035119](https://doi.org/10.1103/PhysRevB.96.035119).
- [42] A. Rasmussen, Y.-Z. You and C. Xu, *Stable Gapless Bose Liquid Phases without any Symmetry*, ArXiv e-prints (2016), [arXiv:1601.08235](https://arxiv.org/abs/1601.08235).
- [43] C. Xu, *Gapless bosonic excitation without symmetry breaking: An algebraic spin liquid with soft gravitons*, Phys. Rev. B **74**, 224433 (2006), doi:[10.1103/PhysRevB.74.224433](https://doi.org/10.1103/PhysRevB.74.224433).
- [44] M. Pretko, *Higher-spin witten effect and two-dimensional fracton phases*, Phys. Rev. B **96**, 125151 (2017), doi:[10.1103/PhysRevB.96.125151](https://doi.org/10.1103/PhysRevB.96.125151).
- [45] M. Pretko and L. Radzihovsky, *Fracton-elasticity duality*, Phys. Rev. Lett. **120**, 195301 (2018), doi:[10.1103/PhysRevLett.120.195301](https://doi.org/10.1103/PhysRevLett.120.195301).
- [46] M. Pretko, *Emergent gravity of fractons: Mach's principle revisited*, Phys. Rev. D **96**, 024051 (2017), doi:[10.1103/PhysRevD.96.024051](https://doi.org/10.1103/PhysRevD.96.024051).
- [47] A. Gromov, *Fractional Topological Elasticity and Fracton Order*, ArXiv e-prints (2017), [arXiv:1712.06600](https://arxiv.org/abs/1712.06600).
- [48] H. Ma and M. Pretko, *Higher Rank Deconfined Quantum Criticality and the Exciton Bose Condensate*, ArXiv e-prints (2018), [arXiv:1803.04980](https://arxiv.org/abs/1803.04980).
- [49] S. Pai and M. Pretko, *Fractonic line excitations: An inroad from three-dimensional elasticity theory*, Phys. Rev. B **97**, 235102 (2018), doi:[10.1103/PhysRevB.97.235102](https://doi.org/10.1103/PhysRevB.97.235102).
- [50] D. Bulmash and M. Barkeshli, *Higgs mechanism in higher-rank symmetric $u(1)$ gauge theories*, Phys. Rev. B **97**, 235112 (2018), doi:[10.1103/PhysRevB.97.235112](https://doi.org/10.1103/PhysRevB.97.235112).
- [51] H. Ma, M. Hermele and X. Chen, *Fracton topological order from Higgs and partial confinement mechanisms of rank-two gauge theory*, ArXiv e-prints (2018), [arXiv:1802.10108](https://arxiv.org/abs/1802.10108).
- [52] W. Shirley, K. Slagle and X. Chen, *Fractional excitations in foliated fracton phases* (2018), To appear soon.
- [53] H. J. Briegel and R. Raussendorf, *Persistent entanglement in arrays of interacting particles*, Phys. Rev. Lett. **86**, 910 (2001), doi:[10.1103/PhysRevLett.86.910](https://doi.org/10.1103/PhysRevLett.86.910).
- [54] W. Son, L. Amico and V. Vedral, *Topological order in 1d cluster state protected by symmetry*, Quantum Information Processing **11**(6), 1961 (2012), doi:[10.1007/s11128-011-0346-7](https://doi.org/10.1007/s11128-011-0346-7).