

Spotlight: Scalable Transport Layer Load Balancing for Data Center Networks

Ashkan Aghdai*, Cing-Yu Chu*, Yang Xu*, David H. Dai[†], Jun Xu[†], H. Jonathan Chao*

*Tandon School of Engineering, New York University, Brooklyn, NY, USA

[†]Huawei Technologies, Santa Clara, CA, USA

Abstract—Load Balancing plays a vital role in cloud data centers to distribute traffic among instances of network functions or services. State-of-the-art load balancers dispatch traffic obliviously without considering the real-time utilization of service instances and therefore can lead to uneven load distribution and sub-optimal performance.

In this paper, we design and implement Spotlight, a scalable and distributed load balancing architecture that maintains connection-to-instance mapping consistency at the edge of data center networks. Spotlight uses a new stateful flow dispatcher which periodically polls instances' load and dispatches incoming connections to instances in proportion to their available capacity. Our design utilizes a distributed control plane and in-band flow dispatching; thus, it scales horizontally in data center networks. Through extensive flow-level simulation and packet-level experiments on a testbed with HTTP traffic on unmodified Linux kernel, we demonstrate that compared to existing methods Spotlight distributes traffic more efficiently and has near-optimum performance in terms of overall service utilization. Compared to existing solutions, Spotlight improves aggregated throughput and average flow completion time by at least 20% with infrequent control plane updates. Moreover, we show that Spotlight scales horizontally as it updates the switches at O(100ms) and is resilient to lack of control plane convergence.

Index Terms—software defined networks, scalability, transport layer load balancing, network function virtualization.

I. INTRODUCTION

In a modern cloud data center, a large number of services and network functions coexist. On average, 44% of data center traffic passes through at least one service [1]. Network services scale out with a large number of service instances to keep up with the ever-growing demand from users. Data center networks perform load balancing in more than one way. L3 load balancers route packets to their destination by sending them on one of the many equal-cost links, while L4 load balancers choose the serving instances for incoming connections to services.

Services and network functions perform stateful operations on connections. Consider Intrusion Detection Systems (IDS) as an example. For an IDS to accurately detect intrusive connections, it should process the content of a connection as a whole and not on a per-packet basis since malicious content may be spread across multiple packets. In other words, judging by individual packets, an IDS cannot reliably decide whether or not the content is malicious. Therefore, once a load balancer chooses an IDS instance for a particular connection,

all packets of that connection should be processed by the same IDS instance. This requirement is referred to as Per-Connection Consistency (PCC) [2]. Violating PCC may result in malfunction, connection interruption, or increased end-to-end latency that degrade the quality of service considerably.

PCC requirement reduces the load balancing problem to the distribution of new connections among service instances. A PCC load balancer can be viewed from two aspects:

- 1) **Maintenance of PCC:** How does the load balancer assure that flows are consistently directed to their serving instances? This question signifies the architecture and implementation of the load balancer. Therefore, the answer to this question affects the scalability and practicality of the load balancer.
- 2) **Flow Dispatching:** Which instance serves an incoming connection? The answer to this question determines how well the load balancer utilizes its instances. Inefficient flow dispatching can lead to bandwidth loss as a result of under-utilization of some service instances.

Data centers relied on dedicated load balancers [3]–[5] to maintain PCC. Dedicated load balancers route every flow through a middlebox that chooses the serving instances. While routing all of the traffic through a middlebox simplifies the maintenance of PCC, it quickly becomes a performance bottleneck as cloud services scale out. Distributed load balancers eliminate the performance bottleneck and enable load balancing to scale out at the same pace as cloud services. Modern data centers use distributed L4 load balancing schemes. Some solutions [1], [2], [6] use Equal Cost Multipath Routing (ECMP), while others [7]–[9] use various forms of consistent hashing [10] to dispatch flows.

Stateless flow dispatchers such as ECMP and consistent hashing do not take the real-time utilization of service instances into account and distribute an equal number of connections among them. Connections' size distribution is heavy-tailed [11] and instances may not have a uniform processing power. Therefore, stateless flow dispatching may lead to uneven utilization of service instances, which is highly reminiscent of the link utilization discrepancies that were observed in stateless L3 load balancers [12]. That problem was the culprit to substantial bandwidth losses at data centers and led to the development of stateful L3 load balancers [13]–[15] that maximize the aggregated bandwidth of data center networks by prioritizing least congested links.

Inspired by the evolution of L3 load balancers, we question the efficiency of stateless flow dispatching for L4 load balanc-

ing. In this paper we show that stateless flow dispatchers are indeed the cause of significant throughput losses in services with many serving instances. Motivated by this observation, we design a stateful flow dispatcher to distribute traffic among serving instances efficiently and maximize the aggregated service throughput. Using the proposed flow dispatcher, we implement a distributed load balancer that satisfies the PCC requirement and scales horizontally in data center networks.

A. Contributions

1) *Design and implementation of Adaptive Weighted Flow Dispatching (AWFD)*: AWFD is our proposed flow dispatching algorithm that distributes connections among instances in proportion to instances' available capacity. Unlike ECMP and consistent hashing, AWFD is stateful; it periodically polls instances' available capacity to classify them into different priority classes. Load balancers use priority classes to assign new connections to instances. Our simulations show that for a service with 20 instances and heavy-tailed distributed flow sizes, AWFD with $O(100ms)$ polling interval and 4 priority classes yields a near-optimum aggregated service throughput.

2) *Design and implementation of Spotlight*: Spotlight is a platform that enables the scalable and PCC-compliant implementation of AWFD at the edge of data center networks. Spotlight estimates instances available capacity and uses this information to run the AWFD algorithm. As a Software Defined Networking (SDN) application, Spotlight implements a distributed control plane to push AWFD priority classes to edge switches. Edge switches use priority classes to dispatch incoming connections to service instances in the data plane. In-band flow dispatching eliminates the pressure on the control plane and allows Spotlight to scale horizontally. Moreover, Spotlight is transparent to applications and does not require any modification at service instances' applications or operating systems. We have implemented Spotlight on a small scale testbed; in our testbed, Spotlight load balances HTTP requests to 16 instances that run unmodified Apache [16] web server on top of unmodified Linux kernel. HTTP requests's size distribution is derived from traffic traces from a production data center network. Our testbed results show that using $O(100ms)$ polling interval, our solution improves the aggregated throughput and average flow completion time by at least 20% compared to existing solutions.

3) *Providing thorough insights into the scalability of Spotlight*: We explore how Spotlight handles potential inconsistencies in the control plane and show that it is highly resilient to loss of control plane messages. We also show that Spotlight generates an insignificant amount of control plane traffic for load balancing a multi Terabit per second service.

The rest of the paper is organized as follows. §II reviews the load balancing problem in fine detail. §III explores existing flow dispatchers, presents their weaknesses, and proposes AWFD. §IV presents Spotlight. §V evaluates AWFD and Spotlight using flow-level simulations and packet-level experiments on a testbed, respectively. §VI reviews related works in this area. Finally, §VII concludes the paper.

Table I: Notations

Term	Definition
j	VIP index
i	DIP index
N^j	Number of instances for j th VIP
f_i^j	i th instance of j th VIP
C_i^j	Capacity of f_i^j
U_i^j	Utilization of f_i^j
$L_i^j = U_i^j C_i^j$	Load at f_i^j
$A_i^j = (1 - U_i^j) C_i^j$	Available capacity of f_i^j
$p[f_i^j]$	Probability of assigning a new flow to f_i^j
$C^j = \sum_{i=1}^{N^j} C_i^j$	Capacity of VIP j
$T^j = \sum_{i=1}^{N^j} U_i^j C_i^j$	Aggregated throughput of VIP j
$\Omega^j = T^j / C^j$	Service Utilization for VIP j

II. MOTIVATION AND BACKGROUND

A. Terminology

In data centers, services or network functions are usually assigned Virtual IP addresses (VIP). Each VIP has many instances that collectively perform the network function; instances are uniquely identified by their Direct IP addresses (DIP). An L4 Load Balancer (LB) distributes the VIP traffic among DIPs by assigning connections to DIPs; this assignment process is also referred to as Flow Dispatching or connection-to-DIP mapping. The connection-to-DIP mapping should be consistent: i.e., all packets of a connection¹ should be processed by the same DIP (*meeting PCC requirement*). We refer to the mapping between active connections and their DIPs as the state of the load balancer.

Table I summarizes the notation that is used throughout the paper.

1) *Data Center Networks' Edge*: We refer to networking equipment that meets either of the following conditions as an edge device:

- (A) A device that connects a physical host or a guest VM to the network, such as a top of the rack (ToR) switch, hypervisor virtual switch, or network interface card.
- (B) A device that connects two or more IP domains. For example, data centers' border gateway connects them to an IP exchange (IPX) or an autonomous system (AS).

Under this definition, a packet may traverse through *many* edges in its lifetime. State-of-the-art programmable network switches [17], [18] can be implemented as the first category of edge definition. It is also possible to deploy programmable switches next to the border gateways to softwarize the second category of network edges.

Modern networks move applications towards the edge and leave high-speed packet forwarding as the primary function of the core networks. Examples of this trend include Clove [15] and Maglev [7] in data center networks, mobile edge cloud (MEC) implementations [19] in mobile networks, and the deployment of NFV infrastructure (NFVI) at ISPs [20].

B. Load Balancing Architecture

Traditionally, data center operators used a dedicated load balancer for each VIP. In this architecture, as illustrated in

¹In this paper the terms connection and flow are used interchangeably.

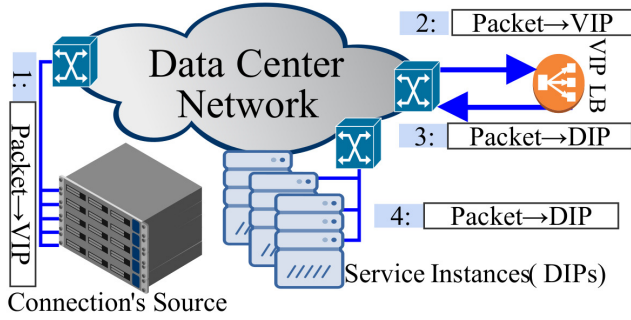


Figure 1: Dedicated load balancing.

Figure 1, a hardware device is configured as VIP load balancer. All traffic to the VIP pass through the dedicated load balancer which uses ECMP to dispatch flows. Therefore, the dedicated load balancer is a single point of failure as well as a potential performance bottleneck for its respective service. Dedicated load balancing is a scale-up architecture utilizing expensive high-capacity hardware. In this architecture, the load balancer is typically deployed at the core of the network to handle incoming traffic from the Internet as well as the intra-data center traffic. As a result, it adds extra hops to connections' data path. The advantage of this dedicated architecture is its simplicity since the load balancing state is kept on a single device and could be easily backed up or replicated to ensure PCC in case of failures.

Modern data centers, on the other hand, rely on distributed load balancing [7]. In this architecture, many hardware or software load balancers handle the traffic for one or many VIPs. Distributed load balancing is a scale-out architecture that relies on commodity devices to perform load balancing. Compared to the dedicated architecture, distributed load balancing can deliver a higher throughput at a lower cost. The distributed load balancing on the source side is depicted in Figure 2. Distruted load balancers resolve VIP to DIP for incoming packets. Compared to dedicated solutions, connections' data path has fewer hops. This architecture offloads the load balancing function to edge devices.

The most challenging issue in designing distributed load balancers is the partitioned state that is distributed across multiple devices. Ensuring PCC poses a challenge in this architecture since load balancers are prone to failure. To solve this issue, [7] proposes to use consistent hashing [10]. Consistent hashing allows the system to recover the lost state from failing devices and thus guarantees PCC.

C. Problem Statement and Motivation

We focus on dynamic load balancing where connection information such as size, duration, and rate are *not* available to the load balancer. An efficient L4 load balancer distributes incoming connections among DIPs such that:

- 1) The connection-to-DIP mapping remains consistent (PCC).
- 2) For each VIP, the aggregated throughput is maximized.

Existing L4 load balancers put much emphasis on meeting the PCC requirement and treat efficient load distribution as a

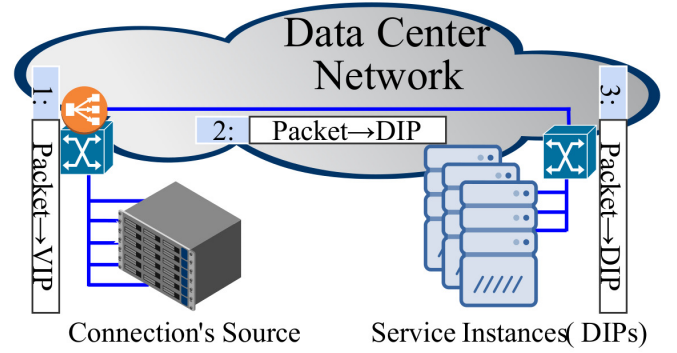


Figure 2: Distributed load balancing at source.

secondary objective. A substantial drawback to all of the existing solutions is that they aim to distribute an equal number of connections among DIPs using ECMP or consistent hashing. In § III, we show that this objective does not maximize the aggregated throughput of services (T^j).

Our primary motivation in designing Spotlight is to maximize T^j . on top of meeting the PCC requirement.

III. FLOW DISPATCHING

In this section, we first review existing flow dispatchers and demonstrate their shortcomings. Then, we introduce a novel L4 flow dispatching algorithm. Throughout the section, we use a simple example as shown in Figure 3 to compare the performance of various flow dispatchers. In this example, the VIP has four DIPs ($f_1^1, f_2^1, f_3^1, f_4^1$) with available capacities of 2, 1, 0, and 0 units. We assume that the load balancer receives two elephant flows in a very short span of time. Flow dispatcher can maximize the throughput by assigning one elephant flow to each f_2^1 and f_1^1 . We compare the aggregated throughput of flow dispatchers by analyzing their likelihood of assigning an elephant flow to an already overwhelmed DIP.

A. Existing Flow Dispatchers

1) *Equal Cost Multipath Routing*: ECMP is the most commonly used flow dispatcher due to its simplicity. Under ECMP, a new connection is equally likely to be dispatched to any DIP in the pool:

$$\forall j, \forall i : p[f_i^j] = \frac{1}{N_j}$$

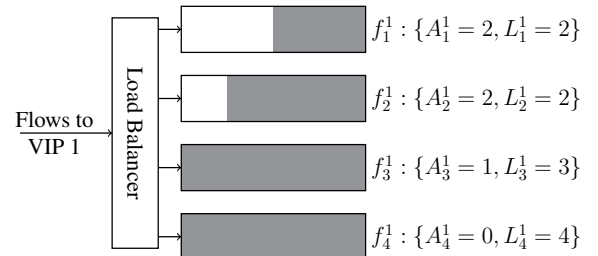


Figure 3: An example of L4 load balancing with 4 DIPs with their load highlighted. The load balancer receives two elephant flows in a short span of time.

Consider the example of Figure 3. The probability of two new flows being assigned to f_1^1 and f_2^1 is equal to $2 * \frac{1}{4} * \frac{1}{4}$ or a mere 12.5%. In other words, ECMP is 87.5% likely to assign at least one elephant flow to an overwhelmed DIP.

As the example shows, statistically distributing an equal number of flows to DIPs is not likely to result in a balanced distribution of load due to a number of reasons:

- (i) Connections have huge size discrepancies; indeed, it is well-known that flow size distribution in data centers is heavy-tailed [11], [21], [22] and it is quite common for ECMP to map several elephant flows to the same resource and cause congestion [12].
- (ii) DIPs may have different capacities; this is especially true for softwarized instances as in virtualized network functions (VNFs).
- (iii) ECMP does not react to the state of the system (i.e., oblivious load balancing). As our example shows, ECMP may dispatch new connections to overwhelmed instances and deteriorate Ω^j as a result.

Recent load balancers [8], [9] use consistent hashing. While consistent hashing is an excellent tool for assuring PCC, it aims to achieve the same goal as ECMP in equalizing the number of assigned flows to DIPs. These solutions achieve the same performance as ECMP in terms of load balancing efficacy. Therefore, we categorize solutions based on consistent hashing in the same performance class as ECMP.

2) *LCF*: Least-Congested First (LCF) is a dispatching algorithm mainly used at L3, but we analyze its performance if applied at L4. LCF is stateful; it periodically polls instances' utilization and dispatches new connections to the instance with the least utilization.

For the example of Figure 3, LCF considers f_1^1 as the least utilized DIP until the next polling; therefore, it dispatches both of the connections to that instance. As a result, the two elephant flows are assigned to f_1^1 , while f_2^1 has available capacity to spare. In other words, if two elephant flows arrive in a short span of time, LCF is 100% likely to assign them into the same DIP.

LCF's performance heavily depends on the polling frequency. As our example shows, LCF potentially performs worse than ECMP when too many flows enter the system within a polling cycle. LCF-based routing schemes process flowlets [23] rather than flows and use very short polling intervals ranging from a few RTTs [13] to O(1ms) [14]. Therefore, LCF is not suitable for L4 flow dispatching since:

- Frequent polling leads to extensive communication and processing overhead and hinders scalability.
- LCF puts a lot of burst load on the least-congested DIP until the next polling cycle.

B. Adaptive Weighted Flow Dispatching (AWFD)

AWFD is our proposed stateful flow dispatcher at L4. It polls DIPs' available capacity to avoid sending new flows to overwhelmed DIPs. Within each polling cycle, AWFD distributes new flows among a group of uncongested DIPs. Therefore, AWFD reduces the pressure on DIPs and allows for less frequent polling of instances' status. Since many DIPs

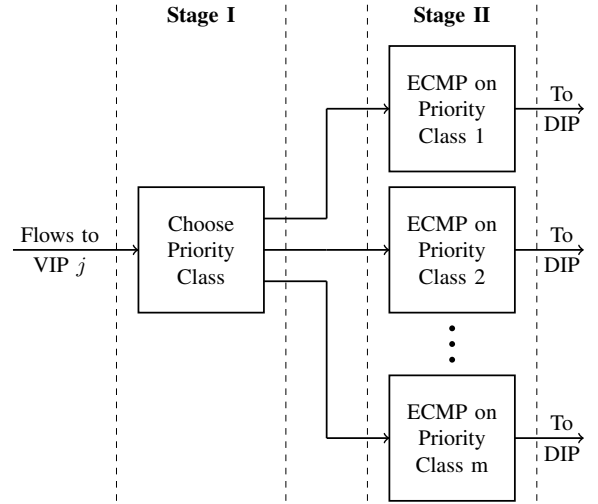


Figure 4: Logical view of AWFD algorithm

with various available capacities may be active simultaneously, AWFD assigns weights to DIPs to assure that it dispatches incoming flows to instances in proportion to DIPs' available capacity.

We optimize AWFD for implementation on programmable data planes. The first step is to partition the DIP pool into smaller groups comprised of DIPs with roughly equal available capacity. We use *priority classes* (PCs) to refer to such groups of DIPs. As illustrated in Figure 4, AWFD breaks down flow dispatching for new flows into two stages:

- 1) **Stage I**: Choose a PC for incoming flows. The probability of choosing a PC is proportional to the sum of the available capacities of its members.
- 2) **Stage II**: Assign incoming flows to a DIP from the chosen PC. Since members of each PC have an almost equal available capacity, AWFD randomly selects one of them to serve the new flow, i.e. same as ECMP.

Next, we formally define AWFD and show that the two-stage selection algorithm assigns new flows to DIPs in proportion to DIPs' available capacity.

1) *Design of AWFD*: In this section, we assume that the instances' available capacity are available to the flow dispatcher. §IV-B elaborates how Spotlight estimates available capacities. AWFD is formally defined using the following notation:

- m : Maximum weight assigned to network function instances.
- k : Weight index for priority classes ($0 \leq k \leq m$).
- w_i^j : Weight assigned to f_i^j ($0 \leq w_i^j \leq m$).
- B_k^j : PC k for j th VIP i.e., set of all instances of j th VIP that have weight of k .
- $||B_k^j||$: Number of instances in B_k^j .
- $p[B_k^j]$: Probability of choosing PC k for a new connection assigned to VIP j .
- $p[f|B_k^j]$: Probability of choosing DIP f of B_k^j given that B_k^j was selected by the first stage of AWFD.

To form PCs, AWFD quantizes DIPs' available capacity into an integer between 0 and m and use it as instances' weight:

$$\forall j, \forall i : w_i^j = \lfloor m \frac{A_i^j}{\max_i(A_i^j)} \rfloor$$

Algorithm 1 AWFD DIP assignment algorithm for new flows to VIP^j

function AWFD(5-Tuple flow information)
 $flID \leftarrow Hash(5-Tuple) \triangleright$ 5-tuple flow identifier
 $wSum \leftarrow \sum_i w_i^j$
if $flID \% wSum \leq ||B_1^j||$ **then**
 $B = B_1^j$
else if $flID \% wSum \leq ||B_1^j|| + 2 * ||B_2^j||$ **then**
 $B = B_2^j$
... \triangleright Stage I: Choose priority class B
else if $flID \% wSum \leq \sum_{k=1}^{m-1} k ||B_k^j||$ **then**
 $B = B_{m-1}^j$
else
 $B = B_m^j$
end if
return $f \leftarrow B[flID \% ||B||] \triangleright$ Stage II: choose DIP f from B
end function

Instances with the same weight have an almost equal available capacity and form a PC. When a new connection enters the system, the first stage of AWFD assigns it to a PC with a probability that is proportional to the aggregated weight of PC members:

$$\forall j : p[B_k^j] = \frac{\sum_{i: f_i^j \in B_k^j} w_i^j}{\sum_i w_i^j} = \frac{k ||B_k^j||}{\sum_i w_i^j} \quad (1)$$

Note that in the first stage the probability of choosing B_0 (the group of DIPs with little to no available capacity) and empty classes is zero. Therefore, overwhelmed DIPs of B_0 are inactive and do not receive new connections. The second stage selects an instance from the chosen non-empty PC with equal probabilities:

$$\forall j, \forall k > 0, \forall f \in B_k^j : p[f|B_k^j] = \frac{1}{||B_k^j||}$$

Given that the two stages of the algorithm work independently, we have:

$$\forall j, \forall k, \forall f \in B_k^j : p[f] = p[f|B_k^j]p[B_k^j] = \frac{k}{\sum_i w_i^j} \quad (2)$$

Equation 2 shows that AWFD dispatches new flows to DIPs in proportion to DIPs' weights. Since we use DIPs' available capacity to derive their weight, the DIPs receive new flows according to their available capacity. Algorithm 1 formally describes AWFD.

AWFD scales in data plane as well as in control plane. In the data plane, all of the operations of the two stages of the algorithm are compatible with P4 language [24] and can be ported to any programmable switch. From the control plane point of view, AWFD does not require per-flow rule installation. Instead, forwarding decisions are handled at the switches' data plane when new connections arrive. The control plane periodically transfers PC updates to switches and enables them to make in-band flow dispatching.

AWFD is a general model for flow dispatching. Existing schemes such as weighted fair queuing (WFQ), ECMP, and

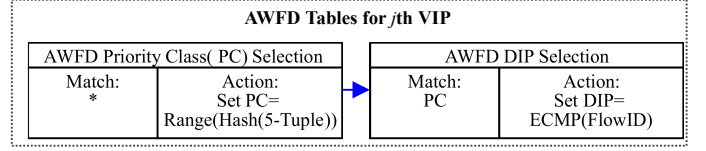


Figure 5: AWFD Tables in data plane.

LCF are special cases of AWFD. If we increase the value of m and the rate of updates, AWFD performance will be similar to that of WFQ. Choosing a small value for m likens AWFD to LCF and AWFD with $m = 1$ is equivalent to LCF since all DIPs will be deactivated, apart from the one with highest available capacity. AWFD with no updates and $m = 0$ is equivalent to ECMP as all DIPs are put into a single PC regardless of their available capacity and they are equally likely to receive a new flow.

Consider the example of Figure 3; under AWFD with $m = 2$, instances get the following weights:

$$\begin{aligned} w_1^1 &= \lfloor 2 * \frac{2}{2} \rfloor = 2 \\ w_2^1 &= \lfloor 2 * \frac{1}{2} \rfloor = 1 \\ w_3^1 &= w_4^1 = \lfloor 2 * \frac{0}{2} \rfloor = 0 \end{aligned}$$

Therefore, f_1^1, f_2^1 will receive 66.6%, and 33.3% of new connections until the next round of polling. Therefore, the probability of two elephant flows being assigned to f_1^1, f_2^1 is equal to $2 * \frac{1}{3} * \frac{2}{3}$ or 44.4% which is much better than ECMP and LCF.

By dispatching new flows to multiple instances in different PCs, AWFD reduces the burstiness of traffic dispatched to instances. As a result, DIPs' available capacity are less volatile compared to LCF, and the polling frequency can be reduced as well. Thus, AWFD is more scalable than LCF as the amount of traffic on the control plane is reduced.

2) *Implementation of AWFD in Data Plane:* AWFD is implemented using P4 language. As shown in Figure 5, we use two tables for the two stages of the algorithm. The first table selects a PC based on the 5-tuple flow identifier. In Eq. 1 we have established the probability of choosing each PC. Since there are m PCs² for each VIP, the random selection of PCs is implemented in the data plane using $m + 1$ discrete ranges in $(0, \sum_i w_i^j)$ as explained in Algorithm 1. The first table includes the ranges and utilizes P4 range matching to map the hash of 5-tuple flow information to one of the ranges and attaches the matched range as PC metadata to the packet.

The second table, corresponding to the second stage of the algorithm includes m ECMP groups corresponding to PCs. This table matches on the PC metadata and chooses one of the ECMP groups accordingly.

IV. SPOTLIGHT ARCHITECTURE

Spotlight periodically polls DIPs to estimate their *available capacity*. During each polling interval, it uses AWFD

² B_0 has a probability of 0; therefore we exclude it from the rest of PCs.

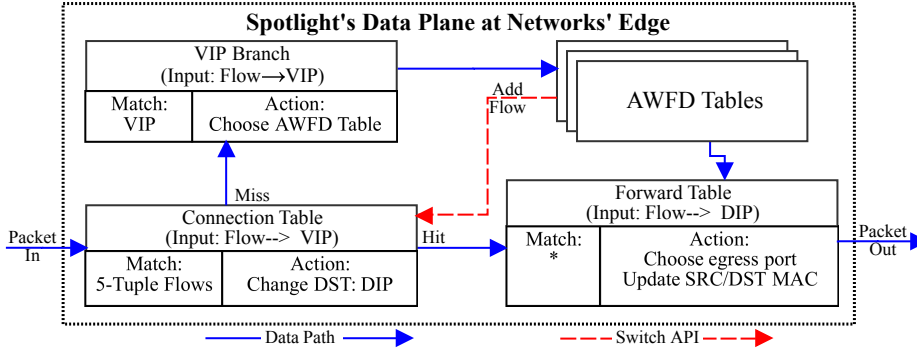


Figure 6: Spotlight’s data plane.

to distribute new flows among DIPs in proportion to their available capacity. Spotlight uses distributed load balancing at connections' source as illustrated in Figure 2. It is implemented at the *Programmable edge of the network*, i.e., the programmable networking device that is located close to connections' source. Using P4 Language [24], [25], we can program the data plane and port it to a compatible top of the rack (ToR) switch [17], [18], [26], smart network interface card (NIC) [27]–[30], or software switch at the hypervisor [31] with little or no modification.

Spotlight’s control plane delivers AWFD weights to edge devices; it is distributed across VIPs and scales horizontally. Spotlight flow dispatcher works at flow-level and is decoupled from L3 routing. Therefore, Spotlight is orthogonal to flowlet-based L3 multi-path routing schemes and can be implemented on top of such protocols.

A. Data Plane

Figure 6 illustrates Spotlight’s data plane. The data plane includes a connection table that maps existing connections to DIPs as well as AWFD tables that contain controller-assigned AWFD ranges and ECMP groups. AWFD tables are updated periodically and are used to assign new flows to DIPs in-band.

VIP-bound packets first pass the connection table. The connection table guarantees PCC by redirecting existing connections to their pre-assigned DIPs. If the connection table misses a packet, then the packet either belongs to a new connection, or it belongs to a connection for which the DIP is assigned at the data plane, but the switch API is yet to enter the rule at the connection table (discussed in §IV-D4). Packets belonging to new flows hit AWFD tables: the first table chooses a priority class and the second table selects a DIP member from the chosen class using ECMP.

Similar to Silkroad [2], once a DIP is chosen, a packet digest is sent to the switch API which adds the new DIP assignment to the connection table.

B. Estimation of Available Capacity

Spotlight estimates the available capacity of service instances using their average processing time and load. As shown

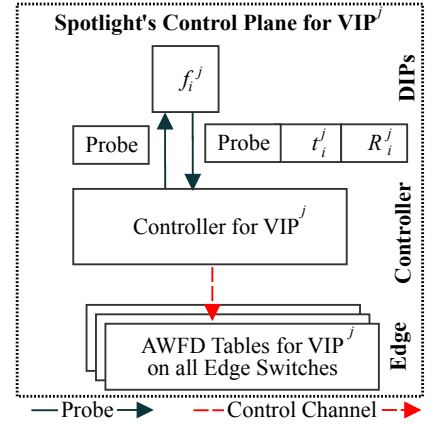


Figure 7: Spotlight’s control plane is distributed over VIPs.

in Figure 7, Spotlight polls DIPs to collect their average processing time ($\overline{t_i^j}$) and load (L_i^j).

For each instance, the average processing time is used to estimate its capacity:

$$C_i^j = 1/\overline{t_i^j}$$

The available capacity of the DIP is then approximated using its capacity and load:

$$A_i^j = C_i^j - L_i^j$$

§IV-D elaborates how these values can be acquired from the data plane if DIPs do not report them to the controller.

C. Control Plane

As shown in Figure 7, the controller is distributed across VIPs, i.e., each VIP has a dedicated controller. During each polling cycle, the controller multicasts a probe to DIPs to poll \bar{t}_i^j and R_i^j , and uses these values to approximate instances' available capacity. The controller regularly updates AWFD tables at edge switches.

1) *Control Plane Scalability*: In addition to distributing the control plane per VIP, Spotlight uses the following techniques to reduce the amount of control plane traffic and improve scalability.

- **In-band flow dispatching.** Spotlight’s control plane programs AWFD tables that dispatch new connections in the data plane. As a result, incoming flows do not generate control plane traffic.
- **Compact AWFD updates.** Spotlight controllers only transfer updates in AWFD tables to switches. It means that if a controller updates the priority class for x DIPs, it has to update at most m ranges in the first AWFD table, remove x DIPs from old ECMP groups, and add them to the new ECMP groups. Therefore, for x DIP updates at most $m + 2x$ updates are sent to switches. Given that m is a small number for AWFD, the number of new rules at the switch is proportional to the number weight updates in the DIP pool – a small value at the steady state.

- **Low-frequency AWFD polling.** AWFD assigns weights to DIPs according to their available capacity to ensure that multiple DIPs are active in each polling interval. As a result, AWFD is less sensitive to the polling frequency. Spotlight updates switches after every polling. Using long polling intervals reduce the amount of control plane traffic.

D. Discussion

1) *How does Spotlight utilize legacy DIPs that do not support the reporting of load and processing times to the controller?:* A Programmable data plane can estimate and report average processing time for legacy DIPs that do not communicate with Spotlight controller. To measure the average processing time at networks' edge, we can sample packets from different connections using a Sketch algorithm [32]. The switch adds an In-band Network Telemetry (INT) [33] header to each sample packet that includes the packets' arrival time and directs them to the assigned DIP. After the DIP processes the packet, it returns to the edge switch that uses current time and the included timestamp in the INT header to estimate the processing time. Then, the switch sends the DIP's estimated processing time (t_i^j) to the controller. The controller uses an Exponential Weighted Moving Average Generator (EWMA) to estimate the average processing time.

2) *What happens if the connection table grows too large to fit in the limited memory of edge switches?:* There are multiple solutions to this problem:

- The connection table at the switch may be used as a cache, while an SDN application keeps the complete copy of this table. If a packet misses the connection table, it either belongs to a new connection, or it belongs to an existing connection not present in the cache. New connections are identified by checking the TCP SYN flag and are processed by AWFD tables. For existing connections that miss the connection table cache, a request is sent to the SDN application to update the cache.
- Silkroad [2] proposes to limit the size of connection tables by using hash tables on the switch to accommodate a complete copy of the connection table. The probability of hash collisions can be reduced by utilizing Bloom filters [34].
- Thanks to the P4 language, Spotlight can easily be ported to a NIC or a virtual switch at hypervisor. These devices have ample amount of available memory; while a switch may have tens to hundreds of MegaBytes of SRAM, NICs and virtual switches have GigaBytes of DRAM. Moreover, the number of connections at the host or VM level is much smaller compared to ToR level. Therefore, smart NICs and virtual switches can conveniently host the full copy of the connection table.

3) *How does Spotlight ensure PCC if a load balancer fails?:* If a load balancer fails, its connection table will be lost; therefore, we have to make sure that other load balancers can recover the connection-to-DIP mapping to ensure PCC for connections assigned to the failing load balancer. Any Spotlight instance can recover the connection to DIP mapping within the

same polling interval since both stages of AWFD use 5-tuple flow information to assign connections to instances. However, for old connections, the AWFD tables may get updated; as such the connection-to-DIP mapping cannot be recovered for old connections.

To solve this issue, we have to rely on an SDN application to track connection tables at Spotlight load balancers. If a device fails, the connection table at other devices will act as a cache, and the SDN application can provide connection-to-DIP mapping for the cache misses (see the first answer to § IV-D2).

4) *How does Spotlight guarantee PCC when new connections are being added to the connection table?:* The switch API adds new flows to the connection table. However, in the current generation of P4-compatible devices, the ASIC cannot add new rules. Therefore, we may observe some delay from the time that the first packet of a flow is processed in the data plane to the time that the switch API adds the corresponding rule to the connection table. As such, subsequent packets of the flow may miss the connection table. AWFD tables use 5-tuple flow information to assign new connections, and therefore this delay would not cause PCC violation if AWFD tables are not changed during the update delay. However, PCC may be violated if a periodic AWFD update takes place during the update delay. Therefore, to meet PCC, we have to guarantee that during the update delay AWFD tables is not changed.

Silkroad [2] proposes a solution to this problem: Edge switches keep track of multiple versions of flow dispatching tables to ensure consistency when control plane updates such tables. For new connections, the data plane keeps track of latest version of the tables at the time of arrival for the first packet of the flow. The version metadata is stored in registers updated in the data plane by the ASIC. For subsequent packets of the flow, the value of the register points the data plane to the correct version of AWFD tables to be used for the flow.

5) *Control Plane Convergence:* Lack of convergence in the control plane is a possible obstacle in scalability of SDN applications. Networks are unreliable and provide best effort delivery of messages. As a result of delayed or lost control messages, switches may end up in an inconsistent state which may degrade SDN applications' performance or even break their operation. This scenario becomes more likely as the SDN application scales out to more switches. Spotlight controller broadcasts AWFD weights to switches periodically. Therefore Spotlight control plane is prone to lack of convergence.

However, the potential inconsistent state among Spotlight load balancers does not break load balancing as a network function. Load balancers assign new flows to DIPs based on AWFD weights and add the new flows to their connection table which is a local state and is not synchronized. In other words, AWFD weights are the sole shared state among controller and load balancers. Load balancers can operate with an inconsistent state (AWFD weights) as they still assign new flows to DIPs and add them to the local connection tables.

The inconsistent state may potentially degrade the performance as load balancers that use outdated weights are more likely to assign incoming traffic to overwhelmed DIPs. However, due to the closed-loop feedback, Spotlight is highly

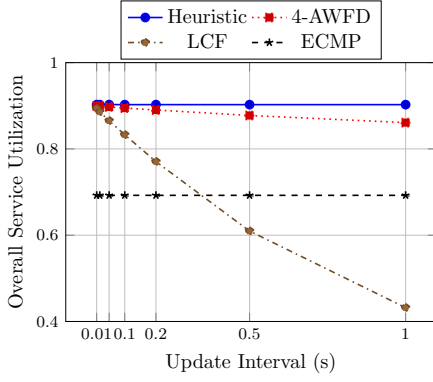


Figure 8: Overall service utilization of flow dispatchers with synthesized trace.

resilient to state inconsistencies. The controller periodically polls instances, updates AWFD weights, and broadcasts them to switches. If some switches do not receive the updated weights, they will keep using the old weights. Transient weight inconsistencies impact DIPs' state which are monitored by the controller. The effect of the inconsistency is reflected in the next set of AWFD weights which will be broadcast to all switches. Hence, switches with inconsistent state will have the chance to recover. We observe this process in our testbed and its performance impact is measured in §V-B2.

V. EVALUATION

A. Flow-level Simulations

To evaluate the effectiveness of Spotlight to dispatch flows to different instances, flow-level simulation is conducted. As discussed in the previous sections, AWFD uses instances' available capacity to assign them weights. The rationale behind it is to maximize services' aggregated throughput. Therefore, we use the overall service utilization (Ω^j) as the performance metric to compare AWFD with other schemes. Ω^j is defined as the total carried traffic across all instances divided by the total capacity across all the instances of VIP^j . If a flow is assigned to an instance with an available capacity smaller than the flow rate, flows running on this instance will have reduced rates instead of their intended rates. This is because flows assigned to this congested instance would share the capacity of the instance.

We compare the performance of AWFD to ECMP and LCF schemes. ECMP dispatches new flows to all instances with equal probability regardless of their available capacity. As for the LCF, a controller collects the available capacity from all instances at each update interval and chooses the one with the largest available capacity. This instance is then used for

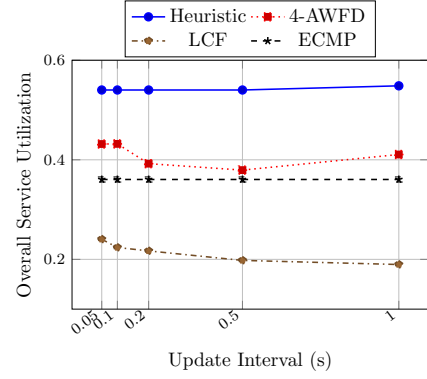


Figure 9: Overall service utilization of flow dispatchers with data center trace.

all the new flows that arrive before the next update cycle. To provide a performance baseline for comparison, heuristic sub-optimal approach is also used in the simulation. This approach assumes the controller knows the flow size and the real-time available capacity of each instance when a new flow arrives. The controller then assigns the new flow to the instance with the largest available capacity. This is equivalent to LCF with instantaneous updates.

Two different traffic traces are used in the simulation. The first one is synthesized traffic trace. We generate the flows based on Pareto distribution to simulate the heavy-tail distribution found in most data centers [11], [21], [22], [35] with the shape parameter (α) set to 2. This heavy-tail distribution provides both mice and elephant flows with the numbers of mice flows much more than the elephants flows. The flow inter-arrival time and flow duration are generated based on Poisson distribution with the average inter-arrival time set to 1ms and the average flow duration set to 10 seconds. The flow statistics are summarized in Table II

In total, 100k flows are generated for the simulation. Four network functions (i.e., VIPs) are used with each having 20 instances (i.e., DIPs). Among all the instances, there are two types of DIPs with a capacity ratio set to 1:2. Each flow is assigned to a service chain consisting of 1 to 4 different services. The capacity of each instance is configured so that the total requested traffic is slightly more than the total capacity of the services. Under this configuration, a good flow dispatching scheme stands out. Figure 8 shows the overall service utilization of different schemes, where the x-axis is the update interval, and the y-axis is the Ω . As we can see from the figure, AWFD with $m = 4$ (4-AWFD) always outperforms ECMP and its performance is very close to the heuristic sub-optimal approach. This is because ECMP does not take into account the available capacity of the instances. When there is capacity discrepancy among the instances, ECMP could overflow those with lower capacity while leaving others with higher capacity under-utilized. The performance of AWFD is very close to LCF when the update interval is very small. However, when the update interval increases, the performance of AWFD only slightly degrades while the performance of LCF decreases significantly. This shows that AWFD is less

Table II: Flow Statistics

Traffic Trace	Pareto Distribution	Production Data Center
Number of Flows	100,000	208,779
Avg. Flow Duration	10s	7.2s
Avg. Flow Inter-arrival Time	1ms	18ms
Avg. Flow Size	2 KBps	15.8 KBps

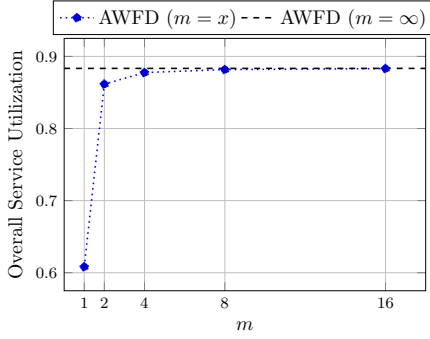


Figure 10: Overall service utilization of m-AWFD vs. the value of m using synthesized trace.

sensitive to the update interval as a result of using weighted flow dispatching. On the other hand, LCF is very sensitive to the update interval. This is because with a longer update interval, more flows will be assigned to the least congested instance and could potentially overload it.

The second traffic trace used for the simulation was captured from a production data center [22]. There are in total around 200k flows in the captured trace. The traffic traces only provide flow size, start time and finish time information, and therefore service chain assignment and instance settings were synthesized similar to the previous experiment. Figure 9 shows the Ω for different flow dispatchers. As we can see from the figure, AWFD outperforms both ECMP and LCF. However, it is less close to the heuristic sub-optimal scheme compared to the previous experiment. This is due to the substantial fluctuations in the traffic with heavy bursts that make most instances overwhelmed followed by lack of traffic that leaves most instances under-utilized. This kind of traffic pattern hinders most flow dispatching approaches from achieving their best performance. However, AWFD still outperforms ECMP and LCF.

As discussed in the previous sections, the value of m in AWFD is the maximum value of weight that can be configured and impacts flow dispatching performance. With larger m values, the instances' weights can be assigned to a value that more accurately reflects their available capacity.

However, larger m values increase the number of priority classes and it would increase the amount of traffic in the control channel. Therefore, we also evaluate what m value is large enough for AWFD to achieve good performance without burdening the control plane. With the synthesized trace at an update interval of 500ms, we vary m value from 1 to 16 and compare the performance with m set to infinity, an ideal case where the probability of choosing an instance is exactly proportional to its available capacity. Figure 10 shows overall service utilization of different m values. From this figure, we can see that m values as small as 4 can already achieve a performance close to the ideal case.

B. Testbed Experiments

We have implemented Spotlight - including the AWFD flow dispatcher, connection tables, control plane polling, and

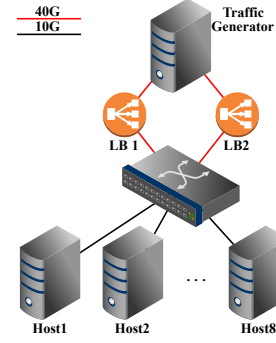


Figure 11: Testbed architecture

periodic AWFD updates - on a small-scale testbed. In our experiments, we have used Spotlight to distribute the load among the instances of a hypothetical file server. We assume that requests are originated from the Internet and that a distributed service fulfills the requests. In our experiments, any instance can serve any request and instances drop the connections that violate PCC which is the default behavior of modern OSs.

Figure 11 illustrates the testbed architecture. A traffic generator acts as a client that randomly sends requests to download files. All of the requests are sent to a VIP, and the client has no knowledge of the VIPs. Two Spotlight load balancers are configured with the address of the VIP and are directly connected to two 40G interfaces of the traffic generator. The traffic generator round robbins the HTTP requests between the two interfaces. Spotlight load balancers assign incoming connections to DIPs and route them to 40G uplink interfaces of a switch that connects to all DIPs using 10G Ethernet. 8 server hosts implement 16 DIPs implemented as VMs (2 VM guests per machine). Servers use quad-core Intel Xeon E3-1225V2 and 16GB of RAM.

The load balancer's data plane is implemented using the Modular Switch (HyMoS) [26]. HyMoS is a platform for testing and rapid implementation of programmable networks. It uses hardware, in the form of P4-compatible smart NICs, as well as software to process packets. The HyMoS uses dual-port 40G Netronome NFP4000 [27] NICs on a server with a 10-core Intel Core i9 7900X CPU and 64GB of RAM. Spotlight's connection table and AWFD connection tables are implemented on HyMoS' line cards using P4 language. AWFD tables and the control plane are implemented on the CPU using a Python application. In our implementation, line cards send new flows to the Python application that runs AWFD. HyMoS CPU runs the Python application that assigns the new connections to DIPs and updates line cards' connection tables.

The controller also runs a Python application that polls DIPs' average processing times to derive AWFD weights. It also extracts line rate statistics that are used to evaluate the performance. The controller is implemented on a machine with Intel i9 7900X and 64GB of RAM.

Sixteen DIPs on eight physical machines serve the requests. As shown in Figure 11, each host runs two DIPs. DIPs are implemented as common gateway interface (CGI) [36]

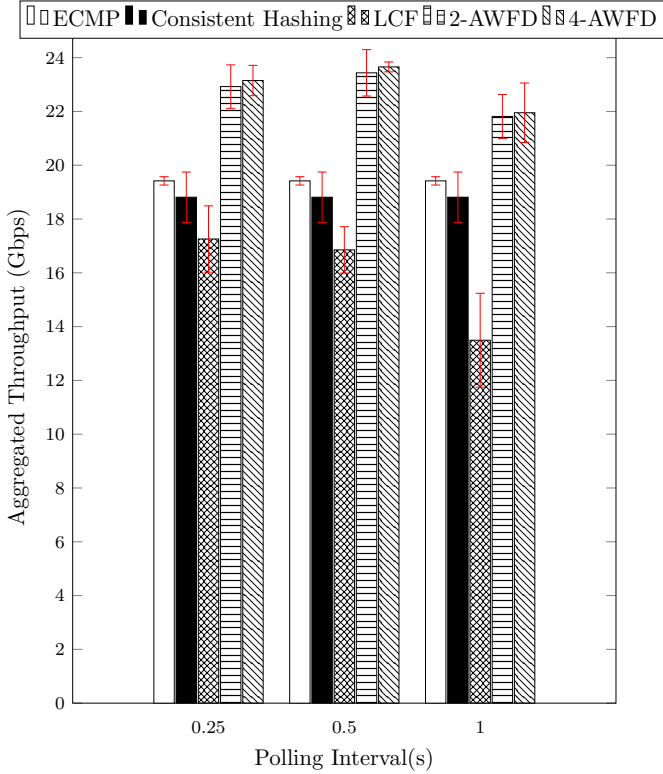


Figure 12: Average overall throughput of different schemes.

applications run on an Apache [16] web server. DIPs drop connections in unknown state [37] – i.e., TCP connections that are not established. During the course of the experiments that lasted several days, we have not observed any PCC violations.

In order to avoid storage IO becoming the bottleneck, the CGI application randomly generates the content of the requested files. Therefore, in our experiment DIPs’ performance is bound by CPU or network IO. On each host, we have limited the first VMs maximum transfer rate to 3Gbps, and the second to 2Gbps. Therefore, the theoretical capacity of the DIP pool is limited at 40Gbps. However, DIPs’ capacities are not constant and fluctuate depending on the number and size of active connections. Under heavy loads, with hundreds of open connections, the CPU becomes the bottleneck and the capacity of the pool drops to less than 40Gbps.

We have run multiple experiments using real traffic traces. We have used flow size distribution from a production data center [22] to emulate 50000 files for CGI applications. For each request, the client randomly chooses one of the files; therefore, the size of connections in our experiment follows the same distribution as [22]. Client requests have a Poisson inter-arrival distribution. The inter-arrival interval is extracted from [22]. The event rate (λ) and the size of flows are multiplied by 20 and 10 respectively to allow traffic generation at a faster pace.

We have evaluated Spotlight from two aspects: load balancing efficiency and control plane scalability.

1) *Performance Measurements*: We compare the performance of Spotlight to state-of-the-art solutions [2], [8], [9] that implement either ECMP or consistent hashing. Our testbed

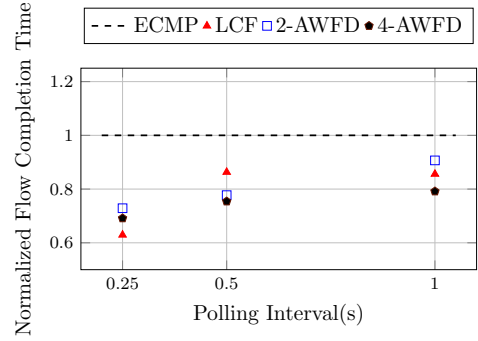


Figure 13: Average flow completion vs. polling interval.

emulates the two critical conditions of real-world data centers: heavy-tailed flow size distribution and variable capacity of DIPs. Our experiments have two variable parameters: number of AWFD classes (m) and AWFD update interval.

Since the aggregated capacity of our DIP pool is dynamic, we use the aggregated throughput of DIPs (T^j) as the primary performance metric. We also measured the average completion time of flows which has a high impact on the responsiveness of the service and users experience.

In the first experiment, we observe the impact of the load balancing algorithm on the aggregated throughput of the DIP pool. In each experiment, the client sends random requests for 60 seconds at a rate that is close to the maximum capacity of the service. Experiments are performed 3 times and flow sizes are shuffled in each replication for more reliable results. The average value and standard error of measured aggregated throughput are shown in Figure 12. Consistent hashing and ECMP flow dispatchers exhibit similar performance. These methods cannot reach 20Gbps of throughput in our testbed. However, AWFD with $m = 4$ and 500ms updates reaches more than 24Gbps of aggregated throughput on average, a 22% improvement over ECMP. AWFD with $m = 4$ and $m = 2$ consistently outperforms other solutions at 0.25, 0.5, and 1s update intervals. AWFD performs slightly worse at 250ms, due to the high latency of the Python controller at the switch that struggles to update the rules in time. Under 1s updates, AWFD performance starts to show higher variance as the standard error of our measurements increase. With such large update intervals, having a larger m helps to absorb some of the negative effects. LCF ($m = 1$) has the worst performance since we are using long update intervals. Our results show that LCF performance degrades rapidly when the update interval is prolonged.

Next, we use the same settings as the previous experiment to measure average flow completion time. As shown in Figure 13, AWFD with $m = 4$ shows a consistent improvement of 20 to 30% across a range of polling intervals over ECMP. It is interesting to see that LCF with 250ms update interval performs very well under this metric and shows a 37% improvement over ECMP. However, the improvement quickly vanishes as we prolong the update interval. This is because LCF provides superb performance for mice flows by sending them to DIPs with a high available rate that serve them quickly; however, it

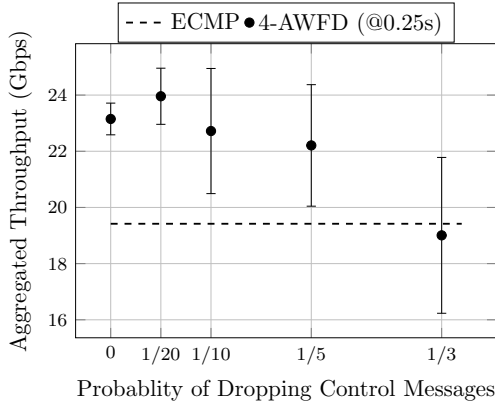


Figure 14: Throughput vs. control message drops.

cannot prevent elephant flows from being assigned to the same instance. Since LCF assigns all flows to the same instance, elephant flows are more likely to be routed to the same instance especially at long update intervals. The assignment of elephant flows heavily impacts the throughput; we observed its impact in the previous experiment that showed LCF performs poorly in terms of the throughput. The production trace that we use contains a large number of extremely short (less than 10KB) that are served efficiently using LCF and influence the average flow completion time. In this context, AWFD performs as a compromise in that compared to LCF; it is much less likely to send elephant flows to the same DIP due to the usage of weights. This makes AWFD more capable of delivering high throughput. On the other hand, using AWFD with short updates, mice flows may still be routed to overwhelmed instances, and hence, it cannot outperform frequently-pollled LCF in terms of average completion time. ECMP and consistent hashing perform poorly in both metrics as they purely randomize the flow assignment. In other words, under these schemes elephant flows are more likely to collide compared to AWFD, and mice flows are less likely to be sent to the least utilized DIP compared to frequently-pollled LCF.

2) *Control Plane Convergence*: Spotlight controller broadcasts AWFD weights to all load balancers making control plane convergence trivial if messages are delivered to the switches. However, networks are unreliable and control messages may get delayed or lost especially in a scaled-out data center. In the second set of experiments, we deliberately drop control packets and observe its impact on the operation of Spotlight. In other words, scalability is measured in the form of resilience toward lack of convergence in the control plane.

As discussed in §IV-D5, state inconsistencies do not break the load balancing function. Neither do they break PCC due to the existence of connection tables. However, inconsistencies in AWFD weights may degrade load balancing performance as they increase the probability of assigning new flows to congested DIPs.

We measure the impact of inconsistent state using our testbed. We use the same performance metric in the aggregated throughput of the DIP pool and define the probability of losing control messages that result in state inconsistencies as the variable in our experiment. The experiment is done

on the same DIP pool with the same configuration as the previous section. File sizes are distributed according to the data center traffic’s flow size distribution, the traffic generator sends requests for 60 seconds with Poisson inter-arrival times, and experiments are replicated 3 times.

Figure 14 illustrates the aggregated throughput of AWFD with $m = 4$ and 250ms polling interval in the vertical axis versus the probability of dropping control messages by each load balancer on the horizontal axis. ECMP performance is used as the benchmark. The results show that under packet drops of less than 20%, the impact on the average throughput is negligible. As we increase the rate of packet drops, the aggregated throughput shows a higher variance with a much higher standard error. However, AWFD still outperforms ECMP at 20% drops. It is only when we severely increase the probability of drops to an unrealistic value of one third of messages (33%) that we observe a significant impact on AWFD performance. However, such a scenario is extremely unlikely. Under reasonable assumptions it is fair to assume that some control messages will be delayed and a small percentage of control messages, much less than 10%, may be dropped. Such incidents will marginally impact AWFD. We believe the closed-loop feedback of polling DIPs utilization is the primary factor in Spotlight’s high resilience toward inconvergence of control plane.

3) *Amount of Control Plane Traffic*: Our results show that Spotlight consistently and reliably outperforms existing solutions. From a scalability standpoint, it is interesting to calculate the amount of control plane traffic using the configuration that we used previously: $m = 4$ and 250ms updates.

Assuming that there are l load balancers serving a pool of n DIPs, the controller needs to update the weights (a 2-byte number since $m = 4$) every 250ms (4 updates per second). Therefore, the total rate of control traffic is equal to $8nl$ Bps.

To put that into perspective, assuming 1000 DIPs and 50 load balancers, the total amount of control traffic per second would be equal to 400KBps. It is a insignificant rate of control traffic considering that the data plane traffic for this hypothetical DIP pool could easily amount to 1-2Tbps - assuming a serving capacity of 1-2Gbps per DIP and 20-40Gbps per load balancer.

VI. RELATED WORKS

During the recent years, a number of new load balancers have been proposed for data center networks.

ECMP-based solutions include Ananta [1], an early ECMP-based software load balancer, Duet [6] which introduces hybrid load balancing by using connection tables in software to maintain consistency while using ECMP in commodity hardware for flow dispatching, and Silkroad [2] which uses modern programmable data planes for hardware load balancing with connection tables and ECMP flow dispatching.

Consistent hashing load balancers gained much attention recently. Maglev [7] utilizes consistent hashing [10] to ensure PCC in face of frequent DIP pool changes and load balancer failures. Faild [8] and Beamer [9] implement stateless load balancing using 2-stage consistent hashing; however, both

schemes require some form of cooperation from DIPs to reroute traffic to the original DIP to maintain PCC when DIP pool is updated. Therefore, both solutions require modification at hosts' protocol stack to enable rerouting.

Rubik [38] is the only software load balancer that does not use ECMP; instead, it takes advantage of traffic locality to minimize the traffic at data center network's core by sending traffic to the closest DIP. OpenFlow [39] solutions [40]–[42] rely on the SDN controller to install per-flow, wildcard rules, or a combination of both for load balancing; while being flexible, per-flow rule installation does not scale out. Wildcard rules, on the other, hand limit the flexibility of SDN and are costly to be implemented at TCAM [43].

At L3, however, ECMP-based load balancing has fallen out of favor. Hedera [12] is one of the earliest works to show ECMP deficiencies and proposed rerouting of elephant flows as a solution. CONGA [13] is the first congestion-aware load balancer that distributes flowlets [23] and prioritizes least-congested links (LCF). HULA [14] and Clove [15] extend LCF-based load balancing on flowlets to heterogeneous networks and at network's edge, respectively, while having smaller overhead compared to CONGA. LCF, however, requires excessive polling that ranges from $O(\text{Round Trip Time})$ in CONGA to $O(1\text{ms})$ in HULA. [44], [45] improve aggregated edge throughput of data centers by assigning flows to uncongested links.

Spotlight borrows the usage of the connection table from existing work in the field to meet PCC and combines it with AWFD: a new congestion-aware flow dispatcher that generalizes LCF and enables less frequent updates. To the best of our knowledge AWFD is the first in-band weighted congestion-aware flow dispatcher at L4.

Software Defined Networking [39], [46]–[49], Network Function Virtualization [50]–[52], Programmable switches [17], [53], and network programming languages such as P4 [24], [25] are the enablers of research and progress in this area. Spotlight, as well as most of the mentioned works in the area, utilize these technologies to perform load balancing in data centers.

VII. CONCLUSION

In this paper, we take a fresh look at transport layer load balancing in data centers. While state-of-the-art solutions in the field define per-connection consistency (PCC) as the primary objective, we aim to maximize the aggregated throughput of service instances on top of meeting PCC.

We identify flow dispatching as a performance bottleneck in existing load balancers and propose AWFD to softwareize flow dispatching and distribute incoming connections among service instances in proportion to their available capacity.

We introduce Spotlight, as a platform to implement an AWFD-based L4 load balancer that ensures PCC and maximize the aggregated throughput of services. Spotlight periodically polls instances' load and processing times to estimate their available capacities and use that to distribute incoming flows among DIPs in proportion to their available capacity. Distributed control and in-band flow dispatching enable Spotlight's control plane to scale out while its the data plane scales

up with modern programmable switches. Through extensive flow-level simulations and testbed experiments, we show that Spotlight achieves high throughput, improves average flow completion time, meets the PCC requirement, is resilient to control plane message loss, and generates very little control plane traffic.

In our future work, we aim to combine the benefits of Spotlight and consistent hashing and develop a congestion-aware load balancer that meets PCC without requiring a connection table.

ACKNOWLEDGMENTS

This work is in part supported by NSF award CNS-1229218, Huawei NFVCC, and a generous gift from Fortinet.

REFERENCES

- [1] P. Patel, D. Bansal, L. Yuan, A. Murthy, A. Greenberg, D. A. Maltz, R. Kern, H. Kumar, M. Zikos, H. Wu, *et al.*, "Ananta: Cloud scale load balancing," in *ACM SIGCOMM Computer Communication Review*, vol. 43, pp. 207–218, ACM, 2013.
- [2] R. Miao, H. Zeng, C. Kim, J. Lee, and M. Yu, "Silkroad: Making stateful layer-4 load balancing fast and cheap using switching asics," in *Proceedings of the Conference of the ACM Special Interest Group on Data Communication*, pp. 15–28, ACM, 2017.
- [3] "Netscaler." <http://www.citrix.com>.
- [4] "F5." <http://www.f5.com>.
- [5] "Nginx." <http://www.nginx.org>.
- [6] R. Gandhi, H. H. Liu, Y. C. Hu, G. Lu, J. Padhye, L. Yuan, and M. Zhang, "Duet: Cloud scale load balancing with hardware and software," *ACM SIGCOMM Computer Communication Review*, vol. 44, no. 4, pp. 27–38, 2015.
- [7] D. E. Eisenbud, C. Yi, C. Contavalli, C. Smith, R. Kononov, E. Mann-Hielscher, A. Cilingeroglu, B. Cheyney, W. Shang, and J. D. Hosein, "Maglev: A fast and reliable software network load balancer," in *NSDI*, pp. 523–535, 2016.
- [8] J. T. Araújo, L. Saino, L. Buytenhek, and R. Landa, "Balancing on the edge: Transport affinity without network state," in *15th USENIX Symposium on Networked Systems Design and Implementation (NSDI 18)*, Renton, WA, 2018.
- [9] V. Olteanu, A. Agache, A. Voinescu, and C. Raiciu, "Stateless datacenter load-balancing with beamer," in *15th USENIX Symposium on Networked Systems Design and Implementation (NSDI)*, vol. 18, pp. 125–139, 2018.
- [10] D. Karger, E. Lehman, T. Leighton, R. Panigrahy, M. Levine, and D. Lewin, "Consistent hashing and random trees: Distributed caching protocols for relieving hot spots on the world wide web," in *Proceedings of the twenty-ninth annual ACM symposium on Theory of computing*, pp. 654–663, ACM, 1997.
- [11] A. Greenberg, J. R. Hamilton, N. Jain, S. Kandula, C. Kim, P. Lahiri, D. A. Maltz, P. Patel, and S. Sengupta, "V12: a scalable and flexible data center network," in *ACM SIGCOMM computer communication review*, vol. 39, pp. 51–62, ACM, 2009.
- [12] M. Al-Fares, S. Radhakrishnan, B. Raghavan, N. Huang, and A. Vahdat, "Hedera: Dynamic flow scheduling for data center networks," in *Nsdi*, vol. 10, pp. 19–19, 2010.
- [13] M. Alizadeh, T. Edsall, S. Dharmapurikar, R. Vaidyanathan, K. Chu, A. Fingerhut, F. Matus, R. Pan, N. Yadav, G. Varghese, *et al.*, "Conga: Distributed congestion-aware load balancing for datacenters," in *ACM SIGCOMM Computer Communication Review*, vol. 44, pp. 503–514, ACM, 2014.
- [14] N. Katta, M. Hira, C. Kim, A. Sivaraman, and J. Rexford, "Hula: Scalable load balancing using programmable data planes," in *Proceedings of the Symposium on SDN Research*, p. 10, ACM, 2016.
- [15] N. Katta, A. Ghag, M. Hira, I. Keslassy, A. Bergman, C. Kim, and J. Rexford, "Clove: Congestion-aware load balancing at the virtual edge," in *Proceedings of the 13th International Conference on Emerging Networking EXperiments and Technologies, CoNEXT '17*, pp. 323–335, ACM, ACM, 2017.
- [16] "The Apache Web Server." <https://httpd.apache.org/>.

- [17] P. Bosshart, G. Gibb, H.-S. Kim, G. Varghese, N. McKeown, M. Izzard, F. Mujica, and M. Horowitz, "Forwarding metamorphosis: Fast programmable match-action processing in hardware for sdn," in *ACM SIGCOMM Computer Communication Review*, vol. 43, pp. 99–110, ACM, 2013.
- [18] Barefoot, "Tofino." <https://www.barefootnetworks.com/technology/>, 2015.
- [19] Y. C. Hu, M. Patel, D. Sabella, N. Sprecher, and V. Young, "Mobile edge computing—a key technology towards 5g," *ETSI white paper*, vol. 11, no. 11, pp. 1–16, 2015.
- [20] AT&T. inc., "AT&T domain 2.0 vision white paper," 2013.
- [21] M. Alizadeh, A. Greenberg, D. A. Maltz, J. Padhye, P. Patel, B. Prabhakar, S. Sengupta, and M. Sridharan, "Data center tcp (dctcp)," *ACM SIGCOMM computer communication review*, vol. 41, no. 4, pp. 63–74, 2011.
- [22] A. Aghdai, F. Zhang, N. Dasanayake, K. Xi, and H. J. Chao, "Traffic measurement and analysis in an organic enterprise data center," in *High Performance Switching and Routing (HPSR), 2013 IEEE 14th International Conference on*, pp. 49–55, IEEE, 2013.
- [23] S. Sinha, S. Kandula, and D. Katabi, "Harnessing tcp's burstiness with flowlet switching," in *Proc. 3rd ACM Workshop on Hot Topics in Networks (Hotnets-III)*, 2004.
- [24] P. Bosshart, D. Daly, G. Gibb, M. Izzard, N. McKeown, J. Rexford, C. Schlesinger, D. Talayco, A. Vahdat, G. Varghese, *et al.*, "P4: Programming protocol-independent packet processors," *ACM SIGCOMM Computer Communication Review*, vol. 44, no. 3, pp. 87–95, 2014.
- [25] The P4 Language Consortium, "The p4 language specification." <http://p4.org/spec/>.
- [26] A. Aghdai, Y. Xu, and H. J. Chao, "Design of a hybrid modular switch," in *Network Function Virtualization and Software Defined Networks (NFV-SDN), 2017 IEEE Conference on*, p. 6, IEEE, 2017.
- [27] Netronome, "Nfp-4000 intelligent ethernet controller family." <https://www.netronome.com/>.
- [28] N. Zilberman, Y. Audzevich, G. A. Covington, and A. W. Moore, "Netfpga sume: Toward 100 gbps as research commodity," *IEEE Micro*, vol. 34, no. 5, pp. 32–41, 2014.
- [29] Intel FlexPipe, "Intel ethernet switch fm6000 series-software defined networking," 2012.
- [30] Cavium XPliant, "Xpliant packet architecture," 2014.
- [31] M. Shahbaz, S. Choi, B. Pfaff, C. Kim, N. Feamster, N. McKeown, and J. Rexford, "Pisces: A programmable, protocol-independent software switch," in *Proceedings of the 2016 conference on ACM SIGCOMM 2016 Conference*, pp. 525–538, ACM, 2016.
- [32] A. Kumar and J. J. Xu, "Sketch guided sampling-using on-line estimates of flow size for adaptive data collection.," in *Infocom*, 2006.
- [33] C. Kim, A. Sivaraman, N. Katta, A. Bas, A. Dixit, and L. J. Wobker, "In-band network telemetry via programmable dataplanes," in *ACM SIGCOMM*, 2015.
- [34] B. H. Bloom, "Space/time trade-offs in hash coding with allowable errors," *Commun. ACM*, vol. 13, no. 7, pp. 422–426, 1970.
- [35] M. Alizadeh, S. Yang, M. Sharif, S. Katti, N. McKeown, B. Prabhakar, and S. Shenker, "pfabric: Minimal near-optimal datacenter transport," *ACM SIGCOMM Computer Communication Review*, vol. 43, no. 4, pp. 435–446, 2013.
- [36] D. Robinson and K. Coar, "The common gateway interface (cgi) version 1.1," tech. rep., 2004.
- [37] "Netstat manual page." <https://www.unix.com/man-page/linux/8/netstat/>.
- [38] R. Gandhi, Y. C. Hu, C.-K. Koh, H. H. Liu, and M. Zhang, "Rubik: Unlocking the power of locality and end-point flexibility in cloud scale load balancing.," in *USENIX Annual Technical Conference*, pp. 473–485, 2015.
- [39] N. McKeown, T. Anderson, H. Balakrishnan, G. Parulkar, L. Peterson, J. Rexford, S. Shenker, and J. Turner, "Openflow: enabling innovation in campus networks," *ACM SIGCOMM Computer Communication Review*, vol. 38, no. 2, pp. 69–74, 2008.
- [40] N. Handigol, S. Seetharaman, M. Flajslik, N. McKeown, and R. Johari, "Plug-n-serve: Load-balancing web traffic using openflow," *ACM Sigcomm Demo*, vol. 4, no. 5, p. 6, 2009.
- [41] R. Wang, D. Butnariu, J. Rexford, *et al.*, "Openflow-based server load balancing gone wild.," *Hot-ICE*, vol. 11, pp. 12–12, 2011.
- [42] N. Kang, M. Ghobadi, J. Reumann, A. Shraer, and J. Rexford, "Efficient traffic splitting on commodity switches," in *Proceedings of the 11th ACM Conference on Emerging Networking Experiments and Technologies*, p. 6, ACM, 2015.
- [43] B. Yan, Y. Xu, and H. J. Chao, "Adaptive wildcard rule cache management for software-defined networks," *IEEE/ACM Trans. Netw.*, vol. 26, no. 2, pp. 962–975, 2018.
- [44] J. Zhou, M. Tewari, M. Zhu, A. Kabbani, L. Poutievski, A. Singh, and A. Vahdat, "WCMP: weighted cost multipathing for improved fairness in data centers," in *Ninth Eurosys Conference 2014, EuroSys 2014, Amsterdam, The Netherlands, April 13-16, 2014*, pp. 5:1–5:14, 2014.
- [45] M. Shafiee and J. Ghaderi, "A simple congestion-aware algorithm for load balancing in datacenter networks," *IEEE/ACM Trans. Netw.*, vol. 25, no. 6, pp. 3670–3682, 2017.
- [46] N. Gude, T. Koponen, J. Pettit, B. Pfaff, M. Casado, N. McKeown, and S. Shenker, "Nox: towards an operating system for networks," *ACM SIGCOMM Computer Communication Review*, vol. 38, no. 3, pp. 105–110, 2008.
- [47] B. Pfaff, J. Pettit, T. Koponen, E. J. Jackson, A. Zhou, J. Rajahalme, J. Gross, A. Wang, J. Stringer, P. Shelar, *et al.*, "The design and implementation of open vswitch.," in *NSDI*, pp. 117–130, 2015.
- [48] H. Kim and N. Feamster, "Improving network management with software defined networking," *IEEE Communications Magazine*, vol. 51, no. 2, pp. 114–119, 2013.
- [49] N. Kang, Z. Liu, J. Rexford, and D. Walker, "Optimizing the one big switch abstraction in software-defined networks," in *Proceedings of the ninth ACM conference on Emerging networking experiments and technologies*, pp. 13–24, ACM, 2013.
- [50] B. Han, V. Gopalakrishnan, L. Ji, and S. Lee, "Network function virtualization: Challenges and opportunities for innovations," *IEEE Communications Magazine*, vol. 53, no. 2, pp. 90–97, 2015.
- [51] J. Hwang, K. Ramakrishnan, and T. Wood, "Netvm: high performance and flexible networking using virtualization on commodity platforms," *IEEE Transactions on Network and Service Management*, vol. 12, no. 1, pp. 34–47, 2015.
- [52] C. Price and S. Rivera, "Opnfv: An open platform to accelerate nf," *White Paper. A Linux Foundation Collaborative Project*, 2012.
- [53] L. Jose, L. Yan, G. Varghese, and N. McKeown, "Compiling packet programs to reconfigurable switches.," in *NSDI*, pp. 103–115, 2015.