

# Polar alignment of a protoplanetary disc around an eccentric binary II: Effect of binary and disc parameters

Rebecca G. Martin<sup>1</sup> and Stephen H. Lubow<sup>2</sup>

<sup>1</sup>*Department of Physics and Astronomy, University of Nevada, Las Vegas, 4505 South Maryland Parkway, Las Vegas, NV 89154, USA*

<sup>2</sup>*Space Telescope Science Institute, 3700 San Martin Drive, Baltimore, MD 21218, USA*

Accepted XXX. Received YYY; in original form ZZZ

## ABSTRACT

In a recent paper Martin & Lubow showed that a circumbinary disc around an eccentric binary can undergo damped nodal oscillations that lead to the polar (perpendicular) alignment of the disc relative to the binary orbit. The disc angular momentum vector aligns to the eccentricity vector of the binary. We explore the robustness of this mechanism for a low mass disc (0.001 of the binary mass) and its dependence on system parameters by means of hydrodynamic disc simulations. We describe how the evolution depends upon the disc viscosity, temperature, size, binary mass ratio, orbital eccentricity and inclination. We compare results with predictions of linear theory. We show that polar alignment of a low mass disc may occur over a wide range of binary–disc parameters. We discuss the application of our results to the formation of planetary systems around eccentric binary stars.

**Key words:** accretion, accretion discs – binaries: general – hydrodynamics – planets and satellites: formation

## 1 INTRODUCTION

Binary and multiple star systems are observed to be common (Ghez et al. 1993; Duchêne & Kraus 2013). Turbulent molecular clouds can lead to chaotic accretion during the star formation process (McKee & Ostriker 2007; Bate et al. 2003) and thus circumstellar and circumbinary discs are likely to form misaligned with respect to the orbital plane of the binary (Monin et al. 2007; Bate et al. 2010; Bate 2018). The torque from the binary system alters the formation processes for planets in these discs compared to discs around single stars (Nelson 2000; Mayer et al. 2005; Boss 2006; Martin et al. 2014; Fu et al. 2017). After a giant planet forms in a misaligned disc, the torque from the binary can result in the planet no longer remaining coplanar to the disc (Picogna & Marzari 2015; Lubow & Martin 2016; Martin et al. 2016). Understanding the disc evolution in misaligned systems is critical to explaining properties of exoplanets.

Observations of circumbinary discs have revealed misalignments between the disc and the orbital plane of the binary. For example, the peculiar light curve of KH 15D can be explained by a misaligned precessing disc (e.g., Winn et al. 2004; Chiang & Murray-Clay 2004; Capelo et al. 2012). The binary protostar IRS 43 has a misalignment greater than 60° between the binary and the disc (Brinch et al. 2016). The debris disc around 99 Herculis is most likely perpendicular to the binary eccentricity vector (Kennedy et al. 2012).

A misaligned circular test particle orbit around a cir-

cular orbit binary undergoes uniform nodal precession with constant tilt. The angular momentum vector of the test particle precesses about the binary angular momentum vector. Similarly, a misaligned disc around a circular binary displays the form of same precession. The disc is able to hold itself together and precess as a solid body for sufficiently warm and narrow discs (e.g., Larwood & Papaloizou 1997). Dissipation within the disc leads to alignment with the binary orbital plane (Papaloizou & Terquem 1995; Lubow & Ogilvie 2000; Nixon et al. 2011; Nixon 2012; Facchini et al. 2013; Lodato & Facchini 2013; Foucart & Lai 2013, 2014).

However, main sequence binaries are commonly found on eccentric orbits (e.g., Duquennoy & Mayor 1991; Raghavan et al. 2010). The eccentricity distribution is nearly flat out to  $e \sim 0.6$  and declines somewhat at higher values. Consequently, the binary eccentricity should be considered in dynamical models of interactions between a stellar binary and a disc. Misaligned test particle orbits around an eccentric orbit binary generally undergo nonuniform precession with time varying tilt (Verrier & Evans 2009; Farago & Laskar 2010; Doolin & Blundell 2011).

For sufficiently high inclination, these orbits can precess around the binary eccentricity vector, rather than the binary angular momentum vector. Such particles undergo a nodal libration process. Oscillations occur between the tilt of the particle orbit and the longitude of the ascending node. The angular momentum vector of the test particle precesses about the eccentricity vector of the binary, while the longi-

tude of the ascending node librates. There is a critical initial inclination above which the mechanism operates. Below this critical inclination, the test particle angular momentum vector precesses about the binary angular momentum vector, while the longitude of the ascending node circulates. The critical angle depends upon the binary eccentricity.

Recently we showed that, for typical parameters of protoplanetary circumbinary discs, a moderately inclined, low mass circumbinary disc around an eccentric orbit binary can also precess about the binary eccentricity vector (see also [Aly et al. 2015](#)). Furthermore, unlike the test particle case, the disc evolves to a state in which the disc lies perpendicular to the binary orbital plane ([Martin & Lubow 2017](#)). Linear models for the evolution of a low mass, inclined disc around an eccentric binary also show that a circumbinary disc can evolve to a perpendicular state in less than the disc lifetime for a plausible range of binary and disc parameters ([Zanazzi & Lai 2018](#); [Lubow & Martin 2018](#), hereafter LM18). As in the particle case, the disc is subject to libration of the tilt angle and the longitude of the ascending node. Dissipation within the disc causes the oscillations to damp. The disc evolves to polar alignment in which the angular momentum vector of the disc aligns with the binary eccentricity vector. The disc then settles to a state in which it lies perpendicular to the orbital plane of the binary.

In this work we examine this process in more detail for a low mass disc by exploring the parameter space of binary and disc properties. In this regime, the mass and angular momentum of the disc are sufficiently small that the effects of the disc on the binary evolution are also small. We note that the case of an extreme mass ratio binary was studied by [Teyssandier et al. \(2013\)](#) who considered the interaction of a planet orbiting a star with an external disc around both the star and planet. In this case, the angular momentum of the disc is large compared to that of the star-planet system. The planet undergoes Kozai–Lidov oscillations ([Kozai 1962](#); [Lidov 1962](#)) for a sufficiently inclined disc. In this work we consider binary mass ratios greater than 0.1, relevant to binary star systems, that result in quite different behaviour.

In Section 2 we describe hydrodynamic simulations to examine the effect of disc properties such as the viscosity, the temperature, the size and the mass, and binary properties such as the inclination, mass ratio, and eccentricity. We compare some of the results of simulations to linear theory in Section 3. We discuss the implications of our results for planet formation around binary stars in Section 4 and draw our conclusions in Section 5.

## 2 CIRCUMBINARY DISC SIMULATIONS

We explore the evolution of a misaligned circumbinary disc around a binary star system with the smoothed particle hydrodynamics (SPH; e.g. [Price 2012](#)) code PHANTOM ([Price & Federrath 2010](#); [Lodato & Price 2010](#); [Price et al. 2017](#)). PHANTOM has been used extensively for simulations of misaligned accretion discs (e.g. [Nixon 2012](#); [Nixon et al. 2013](#); [Martin et al. 2014](#); [Fu et al. 2015](#)). Table 1 shows a list of simulation parameters for simulations that we describe in detail in this section. The binary has total mass  $M = M_1 + M_2$  and orbits with semi-major axis  $a_b$  and eccentricity  $e_b$ . The origin is at the binary centre of mass and the distance from

the centre of mass is denoted by  $R$ . The initial orbit of the binary lies in the Cartesian  $x$ – $y$  plane. The  $y$ -axis is defined such that it lies along the direction of the initial binary eccentricity vector. The binary components initially reside at apastron.

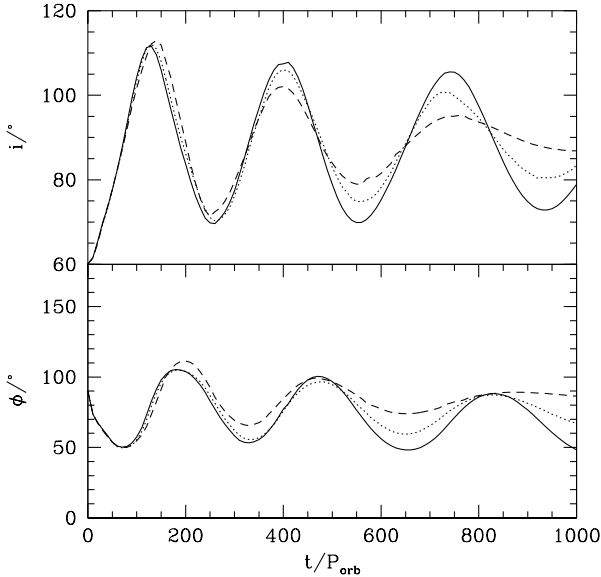
The circumbinary disc is initially flat and tilted with respect to the binary orbital plane by inclination  $i$ . In this work we ignore effects of self-gravity and consider only discs with small initial disc mass  $M_d = 0.001 M$ . The orbital elements of the disc that we describe, such as inclination  $i$  and longitude of ascending node  $\phi$ , are defined relative to the initial orbit of the binary. That is, the reference plane for the orbital elements is the initial binary orbital plane and the reference direction is along the initial binary eccentricity vector. Due to the nonzero disc mass, the binary orbit is not fixed in space, but the changes in the orbit are typically small for a disc of this mass. For example, for the fiducial disc model in Section 2.1, the binary semi-major axis changes by less than 1% and the eccentricity by less than 4% during a time of 1000 binary orbits. We consider some larger disc radii in Section 2.4. For the largest we consider of  $R_{\text{out}} = 50 a_b$ , the change to the binary semi-major axis is less than 4% while the eccentricity changes by less than 16%.

The initial disc surface density is taken to follow a power law distribution  $\Sigma \propto R^{-3/2}$  between initial inner radius  $R_{\text{in}} = 2 a_b$  out to some initial outer radius  $R_{\text{out}}$ , which we vary between models. The disc can evolve across these radii. The initial inner disc truncation radius is chosen to be that of a tidally truncated coplanar disc ([Artymowicz & Lubow 1994](#)). We note that the tidal torque on a misaligned disc is weaker and so the disc may extend closer to the binary in this case (e.g. [Lubow et al. 2015](#); [Nixon & Lubow 2015](#); [Miranda & Lai 2015](#), LM18). The disc is locally isothermal with sound speed  $c_s \propto R^{-3/4}$  and therefore the disc aspect ratio is  $H/R \propto R^{-1/4}$ . These dependences imply that  $\alpha$  and the smoothing length  $\langle h \rangle / H$  are constant over the radial extent of the disc ([Lodato & Pringle 2007](#)). We choose the value of the disc aspect ratio  $H/R$  at the initial inner disc edge,  $R_{\text{in}} = 2 a_b$ . We consider two different values of the [Shakura & Sunyaev \(1973\)](#)  $\alpha$  viscosity parameter in our simulations. The disc viscosity is implemented in the usual manner by adapting the SPH artificial viscosity according to [Lodato & Price \(2010\)](#). For our simulations with  $3 \times 10^5$  particles and initial outer disc radius  $R_{\text{out}} = 5 a$ , the disc is resolved with shell-averaged smoothing length per scale height  $\langle h \rangle / H \approx 0.25$ . Simulations with larger outer disc radius have a lower resolution. For  $R_{\text{out}} = 10 a$ ,  $\langle h \rangle / H \approx 0.50$ , for  $R_{\text{out}} = 20 a$ ,  $\langle h \rangle / H \approx 0.57$  initially and for  $R_{\text{out}} = 50 a$ ,  $\langle h \rangle / H \approx 0.69$ . The viscosity parameter is held fixed between the different resolutions.

We analyse the data from the SPH simulations by dividing the disc into 500 bins in spherical radius  $R$ . The bins extend from the initial disc inner radius to the initial disc outer radius. Within each bin we calculate the mean properties of the particles such as the surface density, inclination and longitude of ascending node. As the disc evolves, some disc material accretes towards the binary and the disc expands outward somewhat. Particles are removed from the simulation when they reach within a radius  $R_{\text{acc}} = 0.25 a_b$  about either star.

**Table 1.** Parameters of the initial circumbinary disc set up for binary with total mass  $M$  and separation  $a$ . Disc aspect ratio  $H/R$  is at  $R = 2a_b$ . The disc may display a circulating (C) or librating (L) solution.

Name	Fig.	$M_1/M$	$M_2/M$	$e_b$	$R_{\text{out}}/a$	$i/^\circ$	$H/R$	$\alpha$	C or L
run1	1	0.5	0.5	0.5	5	60	0.1	0.01	L
run2	3 (left)	0.5	0.5	0.5	5	60	0.1	0.1	L
run3	3 (right)	0.5	0.5	0.5	5	60	0.01	0.01	L
run4	5 (left)	0.5	0.5	0.5	10	60	0.1	0.01	L
run5	5 (middle)	0.5	0.5	0.5	20	60	0.1	0.01	L
run6	5 (right), 6	0.5	0.5	0.5	50	60	0.1	0.01	L
run7	7	0.5	0.5	0.5	5	20	0.1	0.01	C
run8		0.5	0.5	0.5	5	40	0.1	0.01	C
run9		0.5	0.5	0.5	5	50	0.1	0.01	L
run10	7	0.5	0.5	0.5	5	160	0.1	0.01	C
run11	8	0.7	0.3	0.5	5	60	0.1	0.01	L
run12	8	0.9	0.1	0.5	5	60	0.1	0.01	L
run13	9	0.5	0.5	0.8	5	10	0.1	0.01	C
run14	9	0.5	0.5	0.8	5	20	0.1	0.01	C
run15		0.5	0.5	0.8	5	30	0.1	0.01	L
run16	9	0.5	0.5	0.8	5	40	0.1	0.01	L
run17	9	0.5	0.5	0.8	5	60	0.1	0.01	L
run18	10 (left)	0.5	0.5	0.5	5	80	0.1	0.01	L
run19	10 (right)	0.5	0.5	0.5	5	80	0.1	0.1	L



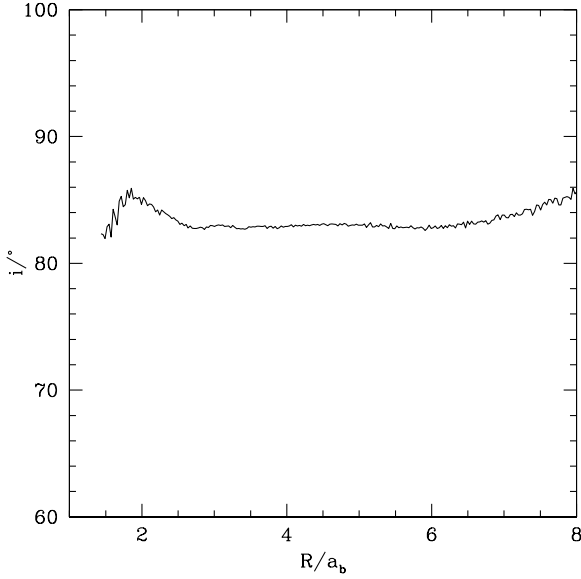
**Figure 1.** Upper panel: The inclination of the angular momentum of the disc to that of the binary. Lower panel: The precession phase angle or longitude of ascending node. Standard disc parameters from [Martin & Lubow \(2017\)](#) at a radius of  $3a_b$  for run1 in Table 1 for three different resolutions. The solid line has  $10^6$  initial particles, the dotted line has  $3 \times 10^5$  initial particles, and the dashed line has  $10^5$  initial particles.

## 2.1 Resolution

We first describe a resolution study. Fig. 1 shows the disc inclination and longitude of the ascending node evolution

for our standard parameters taken from [Martin & Lubow \(2017\)](#). These parameters are shown in run1 in Table 1. The binary is equal mass with an orbital eccentricity of 0.5. The disc is initially flat and inclined by  $60^\circ$  with respect to the binary orbital plane. The disc aspect ratio is  $H/R = 0.1$  at  $R = R_{\text{in}} = 2a_b$ . The initial disc outer radius  $R_{\text{out}}$  is  $5a_b$ . The disc undergoes damped oscillations and evolves towards polar alignment. We show three different resolutions,  $10^5$ ,  $3 \times 10^5$ , and  $10^6$  particles. In these simulations, over most of its radial extent, the disc remains flat and we plot the evolution at a disc radius of  $R = 3a_b$ . Fig. 2 shows the inclination of the disc as a function of radius at a time of  $t = 500 P_{\text{orb}}$  for the disc that initially has  $3 \times 10^5$  particles. Notice that the disc is quite flat between  $R = 2.5a_b$  and  $R = 7a_b$  which contains 86% of the disc mass at that time. However, the inner and outer parts of the disc undergo substantial warping.

As described in [Martin & Lubow \(2017\)](#), the disc undergoes librations of the longitude of the ascending node and tilt. Dissipation causes the disc to evolve towards polar alignment. That is, tilt  $i$  undergoes damped oscillations that are centered about  $i \approx 90^\circ$ . The disc angular momentum vector then evolves towards alignment with the eccentricity vector of the binary. For a time of about  $500 P_{\text{orb}}$ , the results at the two highest resolutions are very similar. At later times, the resolution degrades due to the reduction in the density of particles in the circumbinary disc. As a result, the evolution curves for the two highest resolutions begin to noticeably depart. In order to present a large number of simulations in this work, we choose to use  $3 \times 10^5$  particles in all of the following simulations. We concentrate on times less than  $\sim 500 P_{\text{orb}}$  for models with  $\alpha = 0.01$  and  $H/r = 0.1$  and times less than  $\sim 50 P_{\text{orb}}$  for models with  $\alpha = 0.1$  and  $H/r = 0.1$  that are expected to evolve about ten times faster



**Figure 2.** The inclination of the disc as a function of radius for run1 at a time of  $t = 500 P_{\text{orb}}$  for the simulation with  $3 \times 10^5$  particles initially.

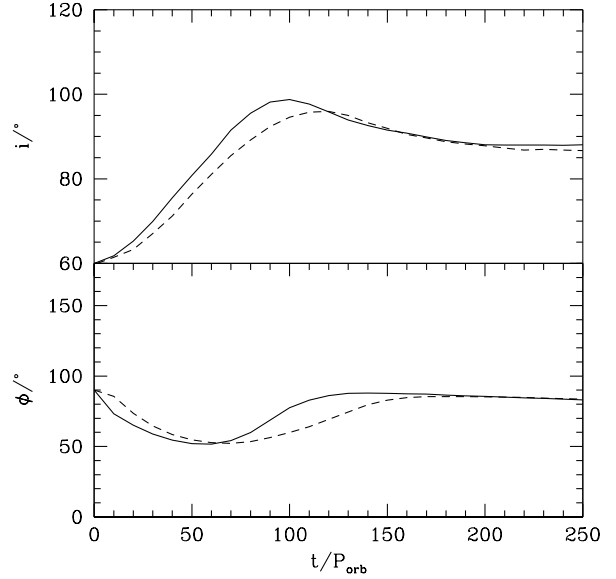
(see LM18). In some cases, we show plots that extend somewhat longer in time, where we examine more qualitative behaviour. The resolution does not significantly affect the phasing of the tilt oscillations, only the amplitude. Low resolution in the simulations artificially enhances the viscosity. Thus, the amplitude of the oscillations may be underestimated on the longer timescales shown.

## 2.2 Effect of disc viscosity

We consider the evolution with our standard initial misalignment angle of  $60^\circ$  as in Fig. 1. Fig. 3 shows the disc evolution with a higher viscosity parameter  $\alpha = 0.1$  for run2. All other parameters are the same as the standard parameters in run1 shown in Fig. 1. The time for the first peak in the inclination is not affected significantly compared to Fig. 1. However, the higher viscosity leads to stronger damping and the disc evolves towards polar alignment more rapidly. There is only one oscillation during this time. This result is not surprising because the tilt evolution rate increases with the disc viscosity (LM18). The figure also shows that the evolution at two different disc radii,  $3a_b$  and  $5a_b$  is quite similar, indicating that the disc is quite flat over these radii.

## 2.3 Effect of the disc temperature

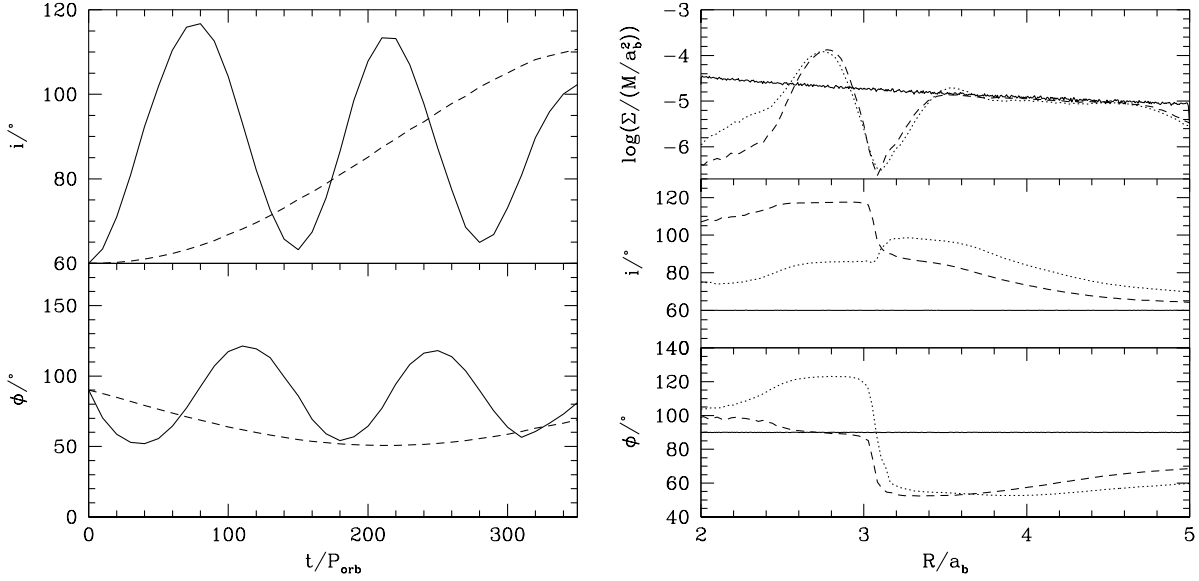
Fig. 4 shows a disc with a lower disc aspect ratio of  $H/R = 0.01$ . The left panel shows the inclination and phase angle evolution at radii  $R = 2.5a_b$  and  $R = 5a_b$ . Such a cool disc is unable to hold itself together, if the disc precession timescale is shorter than the sound crossing time (see also Aly et al. 2015, LM18). The right panel shows the surface density, inclination and phase angle at three different times as a function of spherical radius from the center of mass of the binary. This disc breaks into two disjoint discs with the break at a radius of around  $3a_b$ . At later times more rings



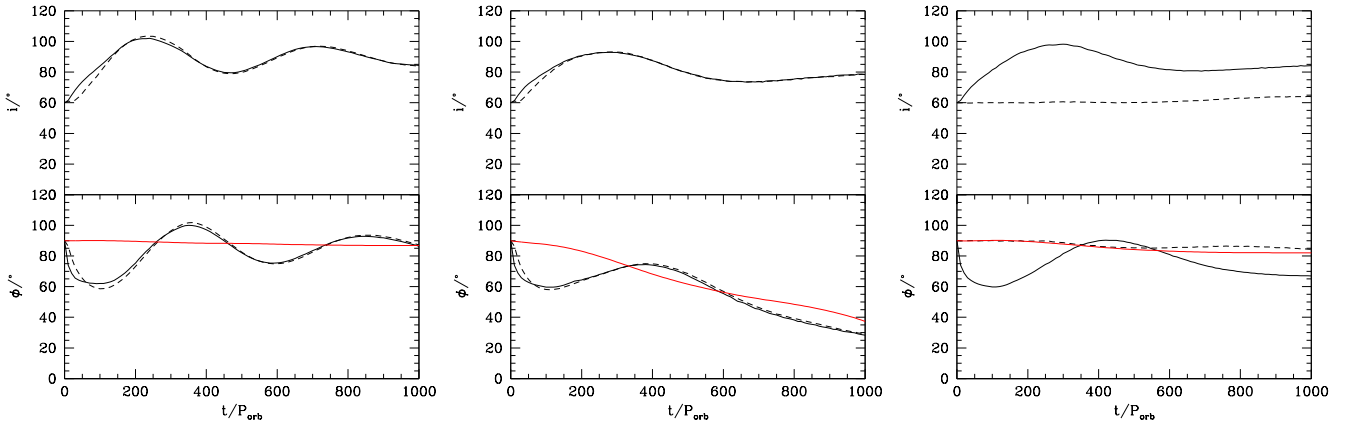
**Figure 3.** Same as Fig. 1 with  $3 \times 10^5$  particles, except that  $\alpha = 0.1$  (run2). The solid line shows the evolution of the inner disc at a radius of  $3a_b$ , while the dashed line shows the evolution of the outer disc at a radius of  $5a_b$ .

break off from the outer disc that is significantly warped. During the evolution shown in Fig. 4 there are just two rings. This behaviour has already been seen in circumbinary disc simulations around circular binaries (Nixon et al. 2012; Nixon & King 2012). The inner and the outer parts of the disc precess independently and show tilt oscillations on different timescales. The cool disc is on the boundary of the viscous regime where  $\alpha > H/R$  and radial communication is diffusive. Aly et al. (2015) investigated this regime in detail. The standard parameters that we use for protoplanetary discs are in the wave-like regime with  $\alpha < H/R$  and communication is a consequence of radial pressure forces.

To analyse these results further, we calculate the breaking radius  $R_{\text{break}}$ , inside of which the disc experiences strong warping that could result in disc breaking. We apply equation (34) of LM18. This equation assumes a power law dependences of  $\Sigma \propto 1/R^p$  and  $T \propto 1/R^s$ . In this paper  $s = 1.5$  at all times, while  $p = 1.5$  and  $R_{\text{out}} = 5a_b$  initially. Although the density evolves to a nonpower law distribution and  $R_{\text{out}}$  increases in time, this density profile roughly holds over much of the disc and most of the disc mass remains within  $R < 5a_b$  over the evolution times in the figure. With these parameters, we have that  $R_{\text{break}} \sim 1.7a_b$  for the case of  $H/R = 0.1$  and  $R_{\text{break}} \sim 4.3a_b$  for the case of  $H/R = 0.01$ . The warmer disc is then not expected to experience breaking within its initial radial range ( $R_{\text{in}} = 2a_b$ ), while the cooler disc is expected to experience strong breaking over its main body as we see in the figure. The breaking radius estimate is crude, but agrees with the results that the cooler disc undergoes breaking in its main body, while the warmer disc does not.



**Figure 4.** Simulation with  $H/R = 0.01$  (run3). Left: Same as Fig. 1 with  $3 \times 10^5$  particles. The solid line shows the evolution of the inner disc at a radius of  $2.5 a_b$ , while the dashed line shows the evolution of the outer disc at a radius of  $5 a_b$ . Right: The surface density (upper panel), inclination (middle panel) and the phase angle (lower panel) at times  $t = 0$  (solid lines),  $t = 80$  (dashed lines) and  $t = 120 P_{\text{orb}}$  (dotted lines) as a function of the spherical radius from the centre of mass of the binary.



**Figure 5.** Same as Fig. 1 with  $3 \times 10^5$  particles, except for the initial outer radius of the disc. Left panel:  $R_{\text{out}} = 10 a_b$  (run4) at radii  $R = 3 a_b$  (solid line) and  $R = 10 a_b$  (dashed line). Middle:  $R_{\text{out}} = 20 a_b$  (run5) at radii  $R = 3 a_b$  (solid line) and  $R = 20 a_b$  (dashed line). Right:  $R_{\text{out}} = 50 a_b$  (run6) at  $R = 3 a_b$  (solid line) and  $R = 50 a_b$  (dashed line). The red lines plot the azimuthal angle of the eccentricity vector of the binary that is defined by Equation (1).

#### 2.4 Effect of the disc size

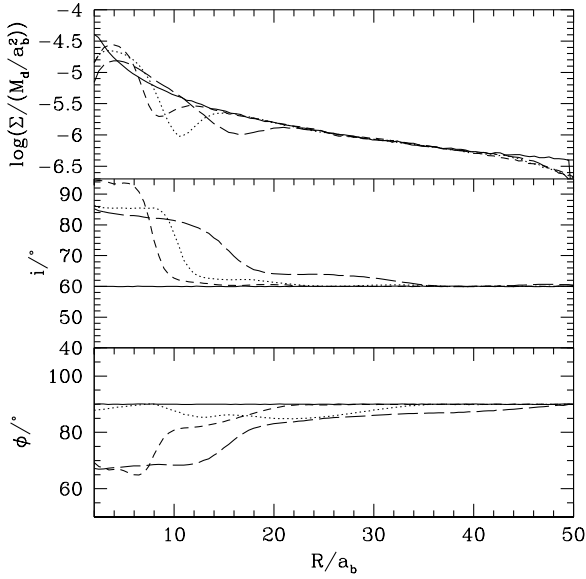
The size of a circumbinary disc relative to the binary separation can have a wide range of values. For example, the disc around KH 15D is thought to be a ring that extends to a few tens of binary separations (Chiang & Murray-Clay 2004; Lodato & Facchini 2013). Since a typical protoplanetary disc extends to around 100 au (e.g. Williams & Cieza 2011), this may be hundreds of binary separations for a close binary. For wider binaries of order a hundred au, a circumbinary disc is unlikely to extend more than a factor of a few binary separations. In this Section we consider the effect of increasing the relative size of the disc.

Fig. 5 shows the evolution for discs with larger initial

outer radii than our standard initial value,  $R_{\text{out}} = 5 a_b$ . The initial outer radii are 10  $a_b$  (left), 20  $a_b$  (middle) and 50  $a_b$  (right). Note that the simulations are resolved with  $\langle h \rangle / H < 1$  for radii  $R > 2 a_b$  for the duration of the simulations. In each case, the solid line shows the evolution of the inner disc and the dashed line shows the evolution at the initial outer radius of the disc. The simulations shown are run4, run5 and run6 in Table 1. Since the oscillation period for the test particles increases with distance from the binary, the larger the initial disc size, the longer the timescale for the oscillations. Also, the larger the disc, the more rapidly damped are the oscillations.

The red line in each lower plot is the azimuthal angle of the eccentricity vector of the binary. The eccentricity vector





**Figure 6.** The parameters are the same as Fig. 1 with  $3 \times 10^5$  particles except the initial outer disc radius is  $R_{\text{out}} = 50 a_b$  (run6). The surface density (upper panel), inclination (middle panel) and precession angle (lower panel) are plotted as a function of the spherical radius from the centre of mass of the binary at times 0 (solid lines), 250 (short-dashed lines), 500 (dotted lines) and  $1000 P_{\text{orb}}$  (long-dashed lines). The plot shows the effect of a large initial outer radius of the disc on the disc structure.

of the binary is denoted by  $\mathbf{e}_b = (e_{bx}, e_{by}, e_{bz})$ . Initially, this vector lies along the y-direction (by the definition of the y-direction), that is,  $\mathbf{e}_b(t=0) = (0, 0.5, 0)$ . In the case of a disc with zero mass, this vector remains constant in time. However, a disc with non-negligible angular momentum causes the eccentricity vector of the binary to precess. We define the azimuthal angle of the eccentricity vector as

$$\phi_b = \tan^{-1} \left( \frac{e_{by}}{e_{bx}} \right). \quad (1)$$

Recall that the precession angles are defined relative to the initial orientation of the binary. The eccentricity vector changes somewhat in time in response to changes in the orientation of the disc. Notice in the left two panels, the precession angles tend towards equalising over time, indicative of near polar alignment of the disc with the binary. The large disc plotted in the right panel also shows signs of evolution towards the polar state at both  $R = 3a_b$  and  $R = 50a_b$ , although the evolution is much slower at the larger radius.

The solid and dashed lines in Fig. 5 that respectively represent the inner and outer parts of the disc increase in separation with increasing initial outer disc radius. As seen in Fig. 5, the narrowest disc behaves like a rigid (flat) body, since the evolution is nearly independent of radius within the disc. But as the initial outer disc radius increases, the disc becomes more warped. The warping occurs because the communication timescale across the disc becomes longer than the precession timescale. We can again investigate this result using equation (34) of LM18. We obtain  $R_{\text{break}} \approx 2.1a_b, 2.6a_b$ , and  $3.4a_b$  for the models with  $R_{\text{out}} = 10a_b, 20a_b$ , and  $50a_b$ , respectively. These results are

consistent with the strong breaking at  $R > 3a_b$  seen in the upper right plot for  $R_{\text{out}} = 50a_b$ .

We now examine the largest initial disc outer radius case in more detail. Fig. 6 shows the disc structure (surface density, inclination and longitude of ascending node as a function of radius) at four different times for the model with the larger initial outer disc radius of  $50 a_b$ . Initially the disc is inclined by  $60^\circ$  across all radii. This disc shows a warp in the inclination and a twist in the precession angle that moves outwards in time. The warp propagation timescale is about 10% of the sound speed in the disc. However, we do note that breaking is observed only for high resolution simulations and for lower resolution the disc may look warped (Nealon et al. 2015). It is possible that with higher resolution this disc would be seen to be broken rather than just warped. In this case, rings may break off from the inner parts of the disc and move to polar alignment in radially discrete sections. Over a longer timescale we expect that the disc will continue to evolve towards polar alignment. Thus, the disc size does not affect the outcome, at least for a low mass disc that lasts sufficiently long. The disc size affects only the timescale on which the alignment occurs and the level of warping in the disc during its evolution towards polar. This result may have implications for planet formation around binaries that we discuss further in Section 4.

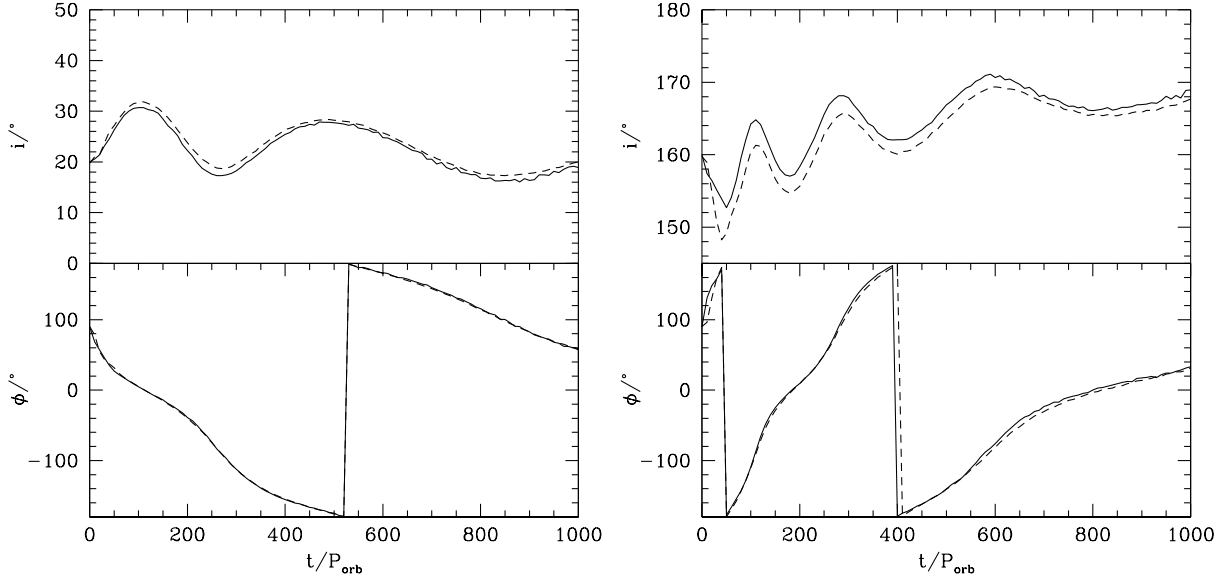
## 2.5 Effect of the inclination

Fig. 7 shows the disc evolution with a lower inclination of  $20^\circ$  in the left panel (run7). As predicted by test particle orbits, the disc displays a circulating behaviour for the longitude of the ascending node and oscillatory behaviour of inclination, whilst slowly aligning the binary orbital plane. There is a critical inclination above which the disc is in the librating state. For our standard disc parameters, a disc that is initially at an inclination of  $40^\circ$  is in the circulating state (run8), while a disc that begins at an inclination of  $50^\circ$  is in the librating state (run9). Likely due to the mass of the disc, the critical inclination is slightly higher than that predicted by test particle orbits for a binary eccentricity of 0.5 that is just under  $40^\circ$ , as given by equation (2) of Doolin & Blundell (2011).

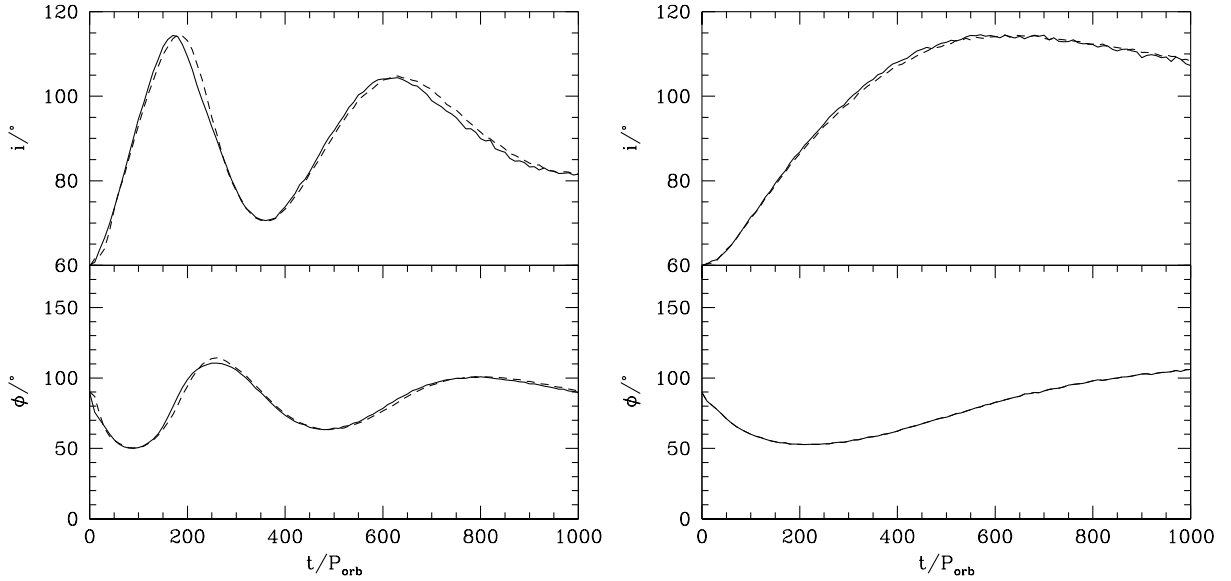
The right panel of Fig. 7 shows the evolution of a disc that begins close to counter alignment at  $i = 160^\circ$ . The disc evolves towards counter alignment. The tilt oscillation and precession timescales are shorter in this case likely because the disc extends closer to the binary (Nixon & Lubow 2015).

## 2.6 Effect of the binary mass ratio

Fig. 8 shows the effect of changing the binary mass ratio. The left panel shows  $q = 0.3/0.7$  (run11) and the right panel  $q = 0.1/0.9$  (run12). The behaviour is qualitatively the same as for our standard parameters. The disc evolves towards polar alignment. That is, the angular momentum vector of the disc aligns with the eccentricity vector of the binary. However, the decrease of binary mass ratio causes an increase the oscillation period (a decrease in the precessional frequency), as indicated by equation (16) of LM18. This equation suggests an increase in precession period by a factor of 1.2 and 2.8, for  $q = 0.3/0.7$  and  $0.1/0.9$ , respectively for a disc of



**Figure 7.** Same as Fig. 1 with  $3 \times 10^5$  particles, except for the initial disc inclination of  $i = 20^\circ$  (left, run7) and  $i = 160^\circ$  (right, run10) at  $R = 3 a_b$  (solid line) and  $R = 5 a_b$  (dashed line).



**Figure 8.** Same as Fig. 1 with  $3 \times 10^5$  particles, but with a binary mass ratio of  $M_2/M_1 = 0.3/0.7$  (left, run11) and  $M_2/M_1 = 0.1/0.9$  (right, run12) at  $R = 3 a_b$  (solid lines) and  $R = 5 a_b$  (dashed lines). The phase angles at the two different radii are indistinguishable in the lower right hand plot.

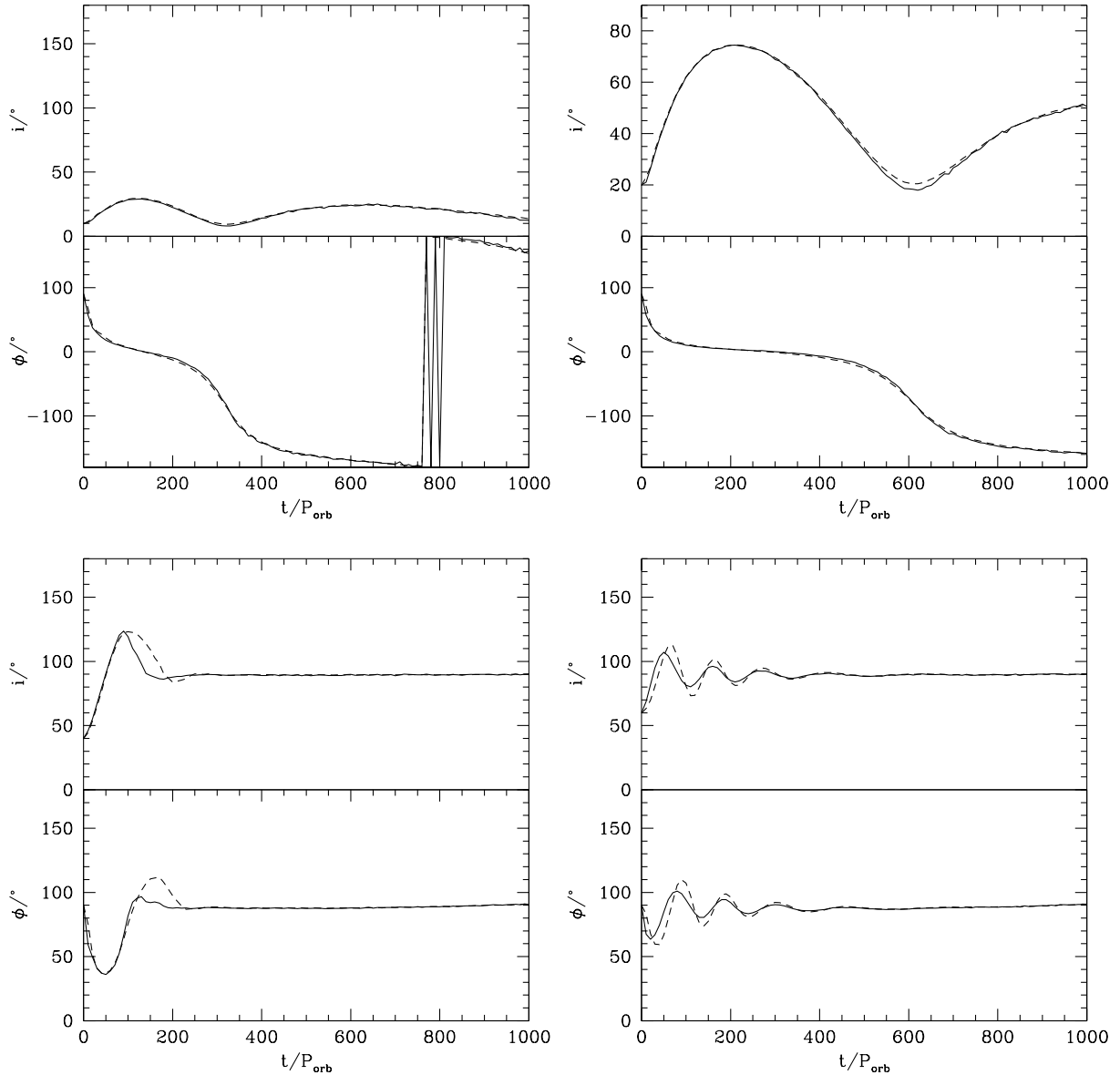
fixed structure. In the case of  $q = 0.1/0.9$ , the time coverage of the simulation is not adequate to obtain a precession period, but it is clear that the tilt oscillation period has increased substantially.

For the case of  $q = 0.3/0.7$ , the alignment timescale is slightly increased compared to the standard model with mass ratio unity. This increase occurs because the disc behaves more rigidly for lower mass ratio, since the precession timescale is longer, as as indicated by equation (30) of LM18. This equation suggests an increase in tilt evolution

timescale for fixed disc structure by a factor of 1.4 and 7.8, for  $q = 0.3/0.7$  and  $0.1/0.9$ , respectively.

## 2.7 Effect of the binary eccentricity

In Fig. 9 we now consider a model with a higher binary eccentricity  $e = 0.8$  for varying initial inclination. This is applicable to the observed circumbinary disc in KH 15D. We consider various inclinations as shown in run13, run14, run15, run16 and run17 in Table 1. We find that the nodal libration mechanism operates for inclination  $30^\circ$  but not for



**Figure 9.** Effect of a higher binary eccentricity of  $e_b = 0.8$  for initial inclination of  $10^\circ$  (run13, top left panel),  $20^\circ$  (run14, top right panel),  $40^\circ$  (run16, bottom left panel) and  $60^\circ$  (run17, bottom right panel) at  $R = 3 a_b$  (solid line) and  $R = 5 a_b$  (dashed line).

$20^\circ$ . The critical angle for libration of test particles is given by equation (2) of [Doolin & Blundell \(2011\)](#), which suggests  $i_{\text{crit}} = 18.5^\circ$ , a somewhat smaller angle than we find for the disc case we have simulated.

For such a high eccentricity binary, tilt oscillations occur no matter what the initial inclination of the disc. Even when the disc is precessing about the binary angular momentum (the circulating solution) with small initial tilt, there can be significant tilt oscillations. The oscillation period is much shorter when the oscillations are librating rather than circulating. The amplitude of the oscillations is much larger for circulating discs rather than librating. For example, the disc that begins at an inclination of  $20^\circ$  oscillates up to an inclination of greater than  $70^\circ$  before returning to smaller values. Thus, no matter what the inclination of the disc in KH 15D, we expect that the inclination will not damp mono-

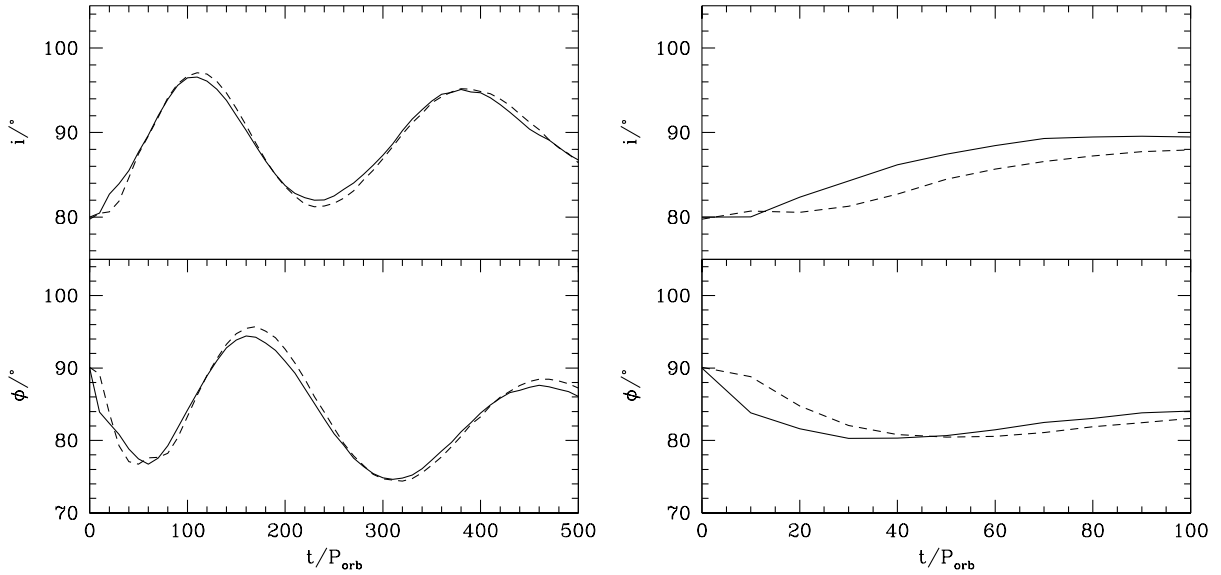
tonically down to the binary orbital plane. Furthermore, the timescale for the alignment is much shorter for a librating disc that aligns to polar compared to a circulating disc that eventually will align with the binary orbital plane. We plan to explore these effects further.

### 3 COMPARISON OF SIMULATIONS WITH LINEAR THEORY

#### 3.1 Simulations

We compare some simulation results to the linear theory of warped discs. Linear theory for a polar disc is most applicable to a disc whose tilt relative to the polar state is small (LM18). For this purpose, simulation run18 involves a small





**Figure 10.** A disc that begins almost polar with an inclination of  $80^\circ$  to the binary orbital plane with  $\alpha = 0.01$  (left, run18) and  $\alpha = 0.1$  (right, run19). We plot the inclination with respect to the (initial) binary orbital plane (upper panels) and the longitude of the ascending node (lower panels) at  $R = 3a_b$  (solid lines) and  $R = 5a_b$  (dashed lines).

initial tilt away from polar,  $10^\circ$ . Fig. 10 shows the evolution of discs with initial misalignment angle of  $i = 80^\circ$  and  $\alpha = 0.01$  (left) and  $\alpha = 0.1$  (right). Each panel shows the inclination of the disc with respect to the binary orbital plane and the longitude of the ascending node at  $R = 3a_b$ . The disc is initially truncated at  $R_{\text{in}} = 2a_b$ , but quickly spreads inwards.

For the  $\alpha = 0.01$  case, we estimate the disc precession period as twice the time between the first peak and subsequent trough in the lower left panel of Fig. 10. We estimate this precession period as

$$P_p \simeq 290P_{\text{orb}}. \quad (2)$$

Using the upper left panel of Fig. 10, we determine the times of the local extrema of inclination relative to the binary orbital plane for the  $\alpha = 0.01$  case to be  $t_1 = 106P_{\text{orb}}$  (local maximum),  $t_2 = 234P_{\text{orb}}$  (local minimum), and  $t_3 = 380P_{\text{orb}}$  (local maximum). The tilt decay timescale towards the polar orientation is then estimated as

$$\tau = \frac{t_3 - t_1}{\log[(i_1 - i_m)/(i_3 - i_m)]} = 1.25 \times 10^3 P_{\text{orb}}, \quad (3)$$

where  $i_k = i(t_k)$  for  $k = 1, 2, 3$  and  $i_m = (i_1 + 2i_2 + i_3)/4$  is an estimate of the midpoint of the inclination oscillations. We expect that  $i_m = 90^\circ$  for a massless disc, based on the behaviour of test particles. But owing to the nonzero disc mass, there could be departures from that angle, as is found for the case of particles of nonzero mass (Farago & Laskar 2010). We find that  $i_m = 88.9^\circ$ . The figure also shows that the evolution at two different disc radii,  $3a_b$  and  $5a_b$  is quite similar, indicating that the disc is quite flat over these radii.

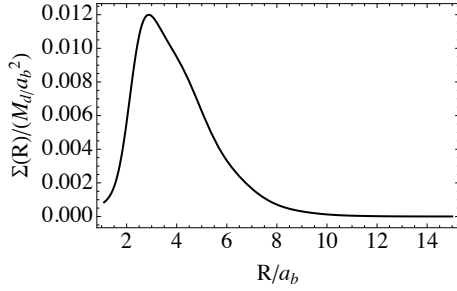
For the  $\alpha = 0.1$  case, the evolution is much more rapid, after a timescale of  $\sim 100P_{\text{orb}}$  the inclination settles to nearly  $90^\circ$ . From the lower right panel, we see that the disc also quickly settles into polar alignment with  $\phi \simeq 90^\circ$ . Evidently, because the settling timescale is short compared to the disc

precession period, the disc does not undergo nodal and tilt oscillations, as found in the  $\alpha = 0.01$  case. This result is not surprising because the tilt evolution rate increases with the disc viscosity (LM18).

### 3.2 Linear model

The linear theory of warped discs was developed to describe the evolution of gaseous discs that are nearly flat (Papaloizou & Lin 1995; Lubow & Ogilvie 2000). The theory has been recently applied to highly inclined discs around eccentric binaries (LM18, Zanazzi & Lai 2018). The linear model requires an assumed density profile. We apply a density profile obtained from the simulation run18. We apply linear theory to derive the predicted disc precession period and tilt decay timescale towards the polar configuration. We then compare these results to those obtained from the simulation for run18, as described in Section 3.1.

In the linear theory, the disc is taken to consist of circular rings at each disc radius  $R$ . The rings are subject to an external torque due to the binary, as well as an internal torque due to interactions between the rings. Each ring is characterised by a vector that is parallel to its angular momentum vector. For small tilts relative to some reference plane, we solve the equations in given in Lubow & Ogilvie (2000) for the evolution of the "horizontal" projection (along the reference plane) of that vector denoted by  $\ell(R, t)$ , a two-dimensional tilt vector. This tilt vector has the property that  $|\ell(R, t)| = \ell(R, t) = i(R, t)$ , the tilt angle, for small tilts. In the current case of a nearly polar disc, the reference plane lies perpendicular to the binary eccentricity vector. The rings interact through pressure and viscous forces. Together with boundary conditions, the linear equations governing the evolution of  $\ell$  at each radius are solved for eigenmodes of the form  $\ell(R) \exp(i\omega t)$ , where the real part of eigenvalue  $\omega$  determines the precession rate and the imaginary part determines



**Figure 11.** Disc density profile for the model in the left panels of Fig. 10 model (run18 in Table 1) at a time of  $500P_{\text{orb}}$ .

the tilt growth/decay rate. There are infinitely many modes possible for each disc model. The fundamental (lowest order) mode is the longest lived and is the relevant one for the study of a warped disc. LM18 determined the precession rates and inclination evolution rates of warped discs towards the polar configuration by means of linear modes for discs with power law density profiles in radius.

We apply the same procedure here, but for the density profile of run18 at a time of  $500P_{\text{orb}}$  that is plotted in Fig. 11. The density profile drops to small values at  $R = 1.1a_b$  that we regard as the disc inner radius. For such a nearly polar disc, the disc inner truncation may be due to the so-called  $l = 1, m = 2$  resonance that occurs at  $\Omega(R) = \Omega_b/3$  or  $R \approx 2.1a_b$ . From the upper left panel of Fig. 8 in LM18, we see that this resonance is capable of truncating the standard model disc ( $\alpha = 0.01 < \alpha_{\text{crit}} \approx 0.02$  for  $e_b = 0.5$  in the figure). It is likely that mass leaks inward of  $1.1a_b$ , as is known for the coplanar case (Artymowicz & Lubow 1996). But such flows are rapid, involve small densities, and have little influence on the disc precession or tilt evolution rates.

The outer part of the disc has an extended tail. The disc is taken to have an outer radius of  $R_{\text{out}} = 15a_b$  that includes essentially the outermost extent of the density in Fig. 11. We consider a sequence of linear models with varying disc inner radii  $R_{\text{in}}$  that truncate the density plotted in Fig. 11. For each linear model, we determine the disc precession period  $P_p$  and the decay timescale towards the polar orientation  $\tau$  from its eigenvalue. In Fig. 12 we plot results of the linear mode calculations. From the line on the upper panel of the figure we see that the precession period decreases with decreasing disc inner radius, since the disc experiences a stronger tidal torque from the binary. For  $R_{\text{in}} \lesssim 2a_b$ , the precession period becomes insensitive to the disc inner radius because the disc density is relatively low. In the middle panel, we plot the tilt decay timescale towards the polar orientation as a solid line. This quantity also becomes less sensitive to the disc inner radius at smaller inner radii, again as expected by the lower density. However, it is more sensitive to  $R_{\text{in}}$  than the precession period. Also plotted as solid dots are the quantities determined by the simulation for run18 in Equations (2) and (3).

Although there is approximate agreement between the linear model and simulation results, we need to check on the validity of the linear approximation. The linear model assumes that the level of warping is small. The level of warping is measured by  $|Rd\ell/dR|$  where  $\ell(R)$  is a disc tilt vector. For a flat disc,  $\ell$  is independent of radius. Just how small  $|Rd\ell/dR|$  needs to be in order to justify the linear approxi-

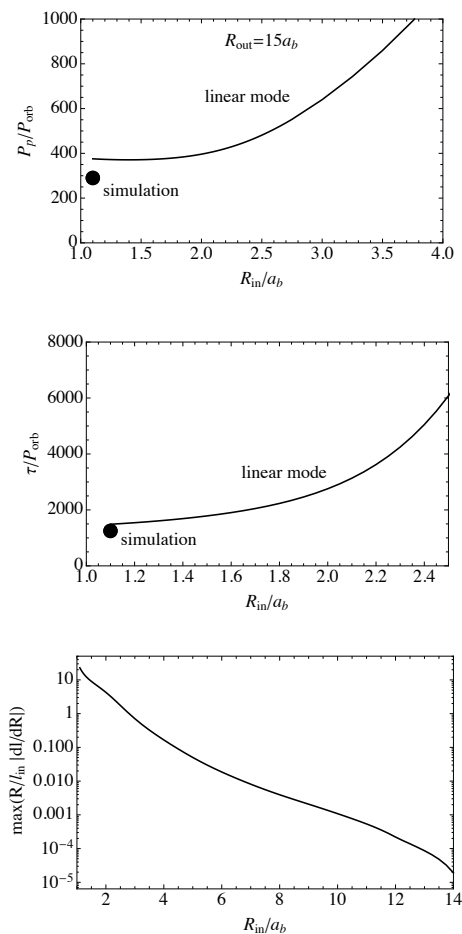
mation is not well known. Ogilvie (2006) showed that nonlinearity is important in affecting the shape of bending waves for  $|Rd\ell/dR| \sim (H/R)^{1/2} \sim 0.3$ . Also, Nelson & Papaloizou (1999) found nonlinearity in the form of shocks can arise if the warp wavelength is short enough that the shearing motions from different parts cause a collision. This effect typically requires  $|Rd\ell/dR|$  to be of order unity.

We estimate the level of warping in these disc models for various disc inner radii. In the linear theory as applied in LM18, there is an arbitrary tilt amplitude at the disc inner edge  $\ell_{\text{in}} = |\ell(R_{\text{in}})|$  that is set to unity in carrying out the mode calculations. The tilt at each radius scales linearly with  $\ell_{\text{in}}$ . From our knowledge of  $\ell_{\text{in}}$  obtained through the simulations, we can scale the values of  $\ell(R)$  obtained from the modal calculation by this value of  $\ell_{\text{in}}$  and calculate  $\ell(R)$  and the warping appropriate to the simulation based on linear theory.

The linear modes calculations for a given disc model determine the normalised warping  $|R/\ell_{\text{in}}d\ell/dR|$ . To estimate the level of normalised disc warping in each disc model having some  $R_{\text{in}}$ , we calculate the maximum value of this normalised level of warping across all radii in the disc. (We note that the warping levels in Section 4.4 of LP18 are estimated with a normalisation such that  $\ell_{\text{in}} = 1$ . In this paper, we properly normalise these warping levels by  $\ell_{\text{in}}$ .) The level of warping depends somewhat on the precession phase angle of the disc, since the tilt of the disc varies somewhat with this angle. For definiteness, we determine the maximum normalised level of warping across all radii in the disc in which the phase at the inner edge of the disc is such that the tilt vector lies in the orbital plane of the binary. The bottom panel of Fig. 12 plots the maximum normalised level of warping across the disc as a function of disc inner radius  $R_{\text{in}}$ . For this model at this time, the tilt oscillation amplitude of about  $6^\circ$  and so  $\ell_{\text{in}} \sim 0.1$ . It then follows that for  $R_{\text{in}} \lesssim 2.2a_b$  the linearity condition given by Ogilvie (2006) becomes violated, that is  $|R/\ell_{\text{in}}d\ell/dR| \sim (H/R)^{1/2}/\ell_{\text{in}} \gtrsim 3$ .

Strong levels of warping occur for the linear modes in both the inner and outer parts of the disc where the densities are somewhat low, as is seen for example in Fig. 2. To understand the contributions of these regions, we consider another model that also uses the density profile from Fig. 11 in which disc is taken to be truncated at outer radius  $R_{\text{out}} = 7a_b$ . About 10% of the disc mass extends beyond  $R > 7a_b$  in Fig. 11. From the bottom panel of Fig. 13 we see that the level of warping is much smaller than for bottom panel of Fig. 12 in the region where  $R_{\text{in}} < 2a_b$ . The linearity constraint discussed above is satisfied for this truncated disc even for the smallest inner disc radius,  $R_{\text{in}} = 1.1a_b$ .

The results suggest that the agreement between linear theory and simulations involves substantial contributions in the disc where the conditions for linearity hold. The simulation results are consistent with linear theory to within a factor of 2 or less. There is also evidence for some nonlinear contributions to the precession period and tilt evolution rate due to warping in inner and outer regions of the disc where the density is low. Nonlinear effects are expected to play a more important role in discs that are more radially extended or cooler in which case stronger warping occurs in the main body of the disc.

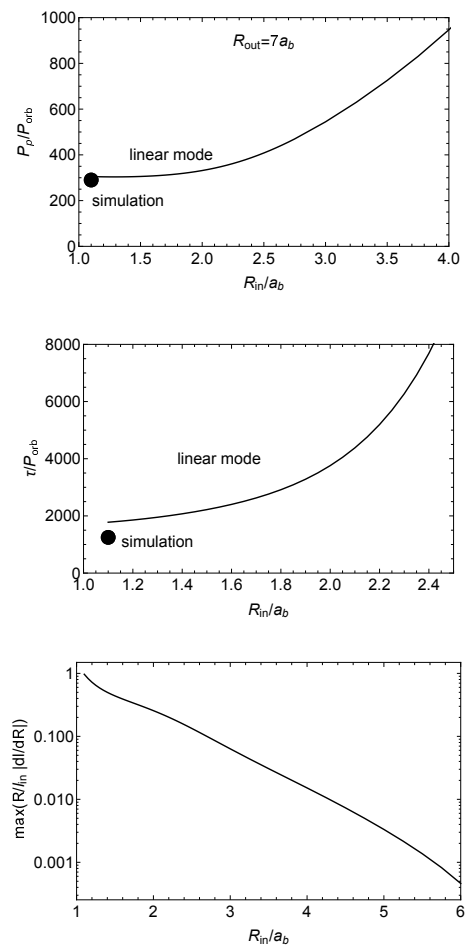


**Figure 12.** Properties of linear modes for the standard disc model at a time of  $500P_{\text{orb}}$  with a disc outer radius at  $R_{\text{out}} = 15a_b$  and the various values of the disc inner radius plotted on the horizontal axis. From top to bottom we plot on the line the disc precession period, tilt decay timescale towards polar orientation, and maximum normalised warp within the disc. The large dots plot the corresponding simulation results.

## 4 DISCUSSION

We have shown that the nodal libration mechanism for a circumbinary disc around an eccentric binary leads to polar alignment rather than binary angular momentum alignment for a wide range of binary and disc parameters for a low mass disc. If the disc aligns on a timescale that is shorter than lifetime of the disc, then we expect that any planetary system that forms will be on a polar orbit. Without further perturbations, it may remain on a stable polar orbit (see discussion at the end of LM18). A planetary system that forms either polar or aligned with the binary orbital plane may remain coplanar, since it does not undergo differential nodal precession.

As discussed at the beginning of Section 2.4, the size of a circumbinary disc relative to the binary separation can have a wide range of values. Close binaries may have a circumbinary disc with a large radial extent compared to the binary semi-major axis. The circumbinary disc may then become significantly warped, as shown in Fig. 6, or even broken. Consider an example of an equal mass binary with masses  $M_1 = M_2 = 0.5M_{\odot}$ , separation  $a_b = 0.25$  au and orbital pe-



**Figure 13.** Same as Fig. 12, except that the disc outer radius is located at  $R_{\text{out}} = 7a_b$ .

riod 0.125 yr. A disc with an outer radius of 100 au extends to  $400a_b$ . This radius is much larger than anything we have simulated in this work. However, extrapolating from the simulations in Fig. 5, this disc will likely break. The alignment timescale for the disc increases with increasing disc size. The inner parts of the disc, however, may move towards polar alignment.

For sufficiently large discs, the alignment timescale of the outer parts of the disc may be longer than the lifetime of the disc. The angular momentum of the outer parts of a circumbinary disc may remain close to its initial value at formation. In this case, if the inner parts of the disc are misaligned with respect to the outer parts of the disc during the time of planet formation, then a non-coplanar planetary system may form with some of the planets residing on nonpolar, noncoplanar orbits with respect to the binary. If the interactions between the planets are weak, then the planets will precess with a period that depends only on their distance from the centre of mass of the binary. Differential precession will lead to the planetary system being distributed over a large volume (see also Nesvold et al. 2016).

Wide binaries likely have a circumbinary disc with a more limited radial extent compared to the binary semi-major axis. Consider an example of a binary with a separation of  $a_b = 100$  au. A disc with initial outer radius  $\sim 500$  au aligns to polar on a timescale of around a few  $1000P_{\text{orb}}$  which

is of the order of  $10^6$  yr. Gas giant planets must form in less than the lifetime of the disc of a few Myr, while terrestrial planet formation may only occur after gas disc dispersal (Armitage 2013). The alignment of any planets formed in discs around wide binaries depends sensitively on the evolution of the disc. The planets may be found in coplanar, polar, or misaligned orbits depending on the relative timescales for planet formation and disc alignment. The binary 99 Herculis has a semi-major axis  $a_b = 16.5$  au. Its polar debris disc is observed to have a detectable radial extent of about 120 au that is only about  $7a_b$ . Thus, the gas disc was able to align to polar during its lifetime, leaving the debris disc in a stable polar orbit.

In this work we have limited considerations to a small initial disc mass, 0.1% of the binary mass. A higher initial mass and angular momentum disc than we have considered would affect the evolution of the binary orbit more significantly, leading to additional effects. We will investigate these effects in a future paper.

## 5 CONCLUSIONS

In this work we have investigated the conditions under which a low mass fluid disc around an eccentric binary can become aligned perpendicular to the binary orbital plane, as first described by Martin & Lubow (2017). A sufficiently inclined disc with respect to the binary orbital plane can undergo oscillations of tilt and librations of the longitude of ascending node, similar to test particle orbits (Verrier & Evans 2009; Farago & Laskar 2010; Doolin & Blundell 2011). However, for the case of a disc, dissipation can lead to polar (perpendicular) alignment of the disc. We have considered a range of disc and binary parameters and found that the mechanism operates over a wide range of parameters for a low mass disc. The simulation results broadly agree with the expectations of linear theory (see Fig. 12). But, nonlinear effects likely play a significant role in the inner and outer parts of the disc.

The properties of the disc oscillations are similar to the properties of test particle oscillations. However, the evolution to the polar state is a distinctive property of discs. Discs with a low temperature are unable to hold themselves together during the oscillations and this can lead to disc breaking (see Fig. 3). For discs with a large radial extent, the disc communication timescale between the inner and outer regions of the disc is long. The oscillations may then lead to a strongly warped disc (see Fig. 6). Although the polar alignment timescale for a moderately misaligned larger disc is longer than for a smaller disc, the larger disc also evolves towards polar orientation. Discs at low inclination that do not evolve towards polar states may still undergo significant tilt oscillations (see Fig. 9). Such noncoplanar effects may have important consequences for planets formed in circumbinary discs.

## ACKNOWLEDGMENTS

We thank an anonymous referee for useful comments. We thank Daniel Price for providing the PHANTOM code for SPH simulations and acknowledge the use of SPLASH (Price

2007) for the rendering of the figures. We acknowledge support from NASA through grant NNX17AB96G. Computer support was provided by UNLV's National Supercomputing Center.

## REFERENCES

- Aly H., Dehnen W., Nixon C., King A., 2015, *MNRAS*, **449**, 65  
 Armitage P. J., 2013, *Astrophysics of Planet Formation*  
 Artymowicz P., Lubow S. H., 1994, *ApJ*, **421**, 651  
 Artymowicz P., Lubow S. H., 1996, *ApJ*, **467**, L77  
 Bate M. R., 2018, *MNRAS*, **475**, 5618  
 Bate M. R., Bonnell I. A., Bromm V., 2003, *MNRAS*, **339**, 577  
 Bate M. R., Lodato G., Pringle J. E., 2010, *MNRAS*, **401**, 1505  
 Boss A. P., 2006, *ApJ*, **641**, 1148  
 Brinch C., Jørgensen J. K., Hogerheijde M. R., Nelson R. P., Gressel O., 2016, *ApJ*, **830**, L16  
 Capelo H. L., Herbst W., Leggett S. K., Hamilton C. M., Johnson J. A., 2012, *ApJ*, **757**, L18  
 Chiang E. I., Murray-Clay R. A., 2004, *ApJ*, **607**, 913  
 Doolin S., Blundell K. M., 2011, *MNRAS*, **418**, 2656  
 Duchêne G., Kraus A., 2013, *ARA&A*, **51**, 269  
 Duquennoy A., Mayor M., 1991, *A&A*, **248**, 485  
 Facchini S., Lodato G., Price D. J., 2013, *MNRAS*, **433**, 2142  
 Farago F., Laskar J., 2010, *MNRAS*, **401**, 1189  
 Foucart F., Lai D., 2013, *ApJ*, **764**, 106  
 Foucart F., Lai D., 2014, *MNRAS*, **445**, 1731  
 Fu W., Lubow S. H., Martin R. G., 2015, *ApJ*, **807**, 75  
 Fu W., Lubow S. H., Martin R. G., 2017, *ApJ*, **835**, L29  
 Ghez A. M., Neugebauer G., Matthews K., 1993, *AJ*, **106**, 2005  
 Kennedy G. M., et al., 2012, *MNRAS*, **421**, 2264  
 Kozai Y., 1962, *AJ*, **67**, 591  
 Larwood J. D., Papaloizou J. C. B., 1997, *MNRAS*, **285**, 288  
 Lidov M. L., 1962, *Planet. Space Sci.*, **9**, 719  
 Lodato G., Facchini S., 2013, *MNRAS*, **433**, 2157  
 Lodato G., Price D. J., 2010, *MNRAS*, **405**, 1212  
 Lodato G., Pringle J. E., 2007, *MNRAS*, **381**, 1287  
 Lubow S. H., Martin R. G., 2016, *ApJ*, **817**, 30  
 Lubow S. H., Martin R. G., 2018, *MNRAS*, **473**, 3733  
 Lubow S. H., Ogilvie G. I., 2000, *ApJ*, **538**, 326  
 Lubow S. H., Martin R. G., Nixon C., 2015, *ApJ*, **800**, 96  
 Martin R. G., Lubow S. H., 2017, *ApJ*, **835**, L28  
 Martin R. G., Nixon C., Lubow S. H., Armitage P. J., Price D. J., Doğan S., King A., 2014, *ApJL*, **792**, L33  
 Martin R. G., Lubow S. H., Nixon C., Armitage P. J., 2016, *MNRAS*, **458**, 4345  
 Mayer L., Wadsley J., Quinn T., Stadel J., 2005, *MNRAS*, **363**, 641  
 McKee C. F., Ostriker E. C., 2007, *ARA&A*, **45**, 565  
 Miranda R., Lai D., 2015, *MNRAS*, **452**, 2396  
 Monin J.-L., Clarke C. J., Prato L., McCabe C., 2007, *Protostars and Planets V*, pp 395–409  
 Nealon R., Price D. J., Nixon C. J., 2015, *MNRAS*, **448**, 1526  
 Nelson A. F., 2000, *ApJ*, **537**, L65  
 Nelson R. P., Papaloizou J. C. B., 1999, *MNRAS*, **309**, 929  
 Nesvold E. R., Naoz S., Vican L., Farr W. M., 2016, *ApJ*, **826**, 19  
 Nixon C. J., 2012, *MNRAS*, **423**, 2597  
 Nixon C. J., King A. R., 2012, *MNRAS*, **421**, 1201  
 Nixon C., Lubow S. H., 2015, *MNRAS*, **448**, 3472  
 Nixon C. J., King A. R., Pringle J. E., 2011, *MNRAS*, **417**, L66  
 Nixon C., King A., Price D., Frank J., 2012, *ApJL*, **757**, L24  
 Nixon C., King A., Price D., 2013, *MNRAS*, **434**, 1946  
 Ogilvie G. I., 2006, *MNRAS*, **365**, 977  
 Papaloizou J. C. B., Lin D. N. C., 1995, *ApJ*, **438**, 841  
 Papaloizou J. C. B., Terquem C., 1995, *MNRAS*, **274**, 987  
 Picogna G., Marzari F., 2015, *A&A*, **583**, A133

- Price D. J., 2007, [Pasa](#), **24**, 159
- Price D. J., 2012, [Journal of Computational Physics](#), **231**, 759
- Price D. J., Federrath C., 2010, [MNRAS](#), **406**, 1659
- Price D. J., et al., 2017, preprint, ([arXiv:1702.03930](#))
- Raghavan D., et al., 2010, [ApJS](#), **190**, 1
- Shakura N. I., Sunyaev R. A., 1973, [A&A](#), **24**, 337
- Teyssandier J., Terquem C., Papaloizou J. C. B., 2013, [MNRAS](#), **428**, 658
- Verrier P. E., Evans N. W., 2009, [MNRAS](#), **394**, 1721
- Williams J. P., Cieza L. A., 2011, [ARA&A](#), **49**, 67
- Winn J. N., Holman M. J., Johnson J. A., Stanek K. Z., Garnavich P. M., 2004, [ApJ](#), **603**, L45
- Zanazzi J. J., Lai D., 2018, [MNRAS](#), **473**, 603

This paper has been typeset from a  $\text{\TeX}$ / $\text{\LaTeX}$  file prepared by the author.