

Pixel-level Reconstruction and Classification for Noisy Handwritten Bangla Characters

Manohar Karki*, Qun Liu*, Robert DiBiano[†]*, Saikat Basu*, Supratik Mukhopadhyay*

*Department of Computer Science, Louisiana State University, Baton Rouge, LA, USA

[†]Ailectric LLC, Baton Rouge, LA, USA

{mkarki6, qliu14, sbasu8}@lsu.edu, robert@ailectric.com, supratik@csc.lsu.edu

Abstract—Classification techniques for images of handwritten characters are susceptible to noise. Quadrees can be an efficient representation for learning from sparse features. In this paper, we improve the effectiveness of probabilistic quadrees by using a pixel level classifier to extract the character pixels and remove noise from handwritten character images. The pixel level denoiser (a deep belief network) uses the map responses obtained from a pretrained CNN as features for reconstructing the characters eliminating noise. We experimentally demonstrate the effectiveness of our approach by reconstructing and classifying a noisy version of handwritten Bangla Numeral and Basic Character datasets [1], [2].

I. INTRODUCTION

We build upon recent developments in Deep Learning to develop techniques for efficient representation of sparse features [3], [4], [5]. Sparse representations are usually compact representations of signals or features that have unnecessary default values [6][7]. Quadrees can be an efficient representation for learning from sparse features. Real world images, especially those of handwritten characters, are usually noisy. Presence of noise can diminish the recognition power of classifiers [8][9]. Efficient algorithms to remove noise can help in classification. We improve the effectiveness of probabilistic quadrees by using a pixel level classifier to extract the character pixels and remove noise from handwritten character images.

Figure 1 shows the architecture of our approach. Our approach uses a Convolutional Neural Network (CNN) pre-trained on the ImageNet [10] collection to extract features from images of handwritten characters. These extracted features help learn the shape of the characters and segment out those pixels that do not belong to the characters. The information acquired from the pre-trained CNN helps train a Deep Belief Network (DBN) (called the reconstruction network) that reconstructs the handwritten characters through transfer learning [3], segmenting out noisy pixels.

The reconstruction network takes as input a noisy handwritten character image and produces as output a denoised binary version of it. It segments out those pixels that do not belong to the character. A probabilistic quadtree is then used to learn the sparse features from the resulting denoised binary image obtained from the reconstruction network and is used to train a Character Classification Network (another DBN) to classify the character images.

We experimentally demonstrate the effectiveness of our algorithm at multiple resolutions using a recognition scheme

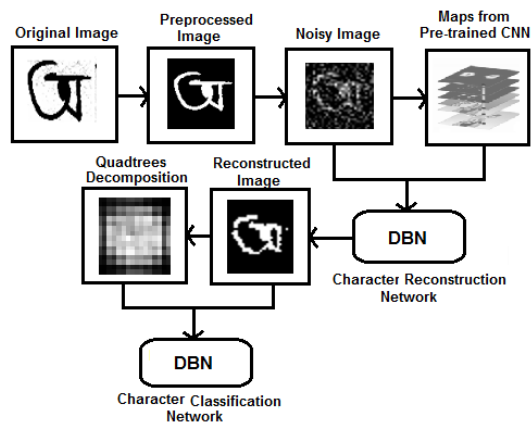


Fig. 1. Architecture of our approach.

similar to the one used in [1] while improving on their performance. We also use the quadtree decomposition technique used in [4] and improve upon it by using a saliency map to eliminate blocks that do not provide discriminating power. The saliency map helps reduce the dimension of the training data enabling efficient learning.

A. Contributions

This paper makes the following contributions:

- It develops an efficient framework that removes noise from noisy images of handwritten characters
- It improves the effectiveness of probabilistic quadrees by using a pixel level classifier to extract the character pixels removing noise from handwritten character images.
- It introduces a dataset comprising noisy Bangla basic characters and numerals with three different noise types. This dataset can serve as the basis and benchmark for future research in noisy Bangla character recognition.

II. RELATED WORK

Data dimensionality reduction can help make learning algorithms more efficient while making the models simpler and more robust [11], [12] [13], [14]. Quadrees have been used previously to compress images [15] and represent spatial data [16]. In [4], the authors use probabilistic quadrees to represent character images and classify them using a deep belief network (DBN).



Fig. 2. Original Images Bangla Numerical Characters. One image for each Bangla Numeral. [1]




Fig. 3. Original Images Bangla Basic Characters. One image each of the 50 Bangla Basic Characters.[2]

Map responses from intermediate layers of a Convolutional Neural Network have been used as features in [17] to segment images.

Chain code histogram features are used to discriminate classes in a multi stage approach in [1] where rejected images are classified again at higher resolutions. We follow a similar approach of using higher resolutions when classifying the Bangla Numeral Dataset [1]. In [2] the authors classify handwritten Bangla Basic Characters that have 50 classes. They use a two stage approach where they employ chaincode and gradient based features. The initial stage uses a modified quadratic discriminant function (MQDF) based classifier which is followed by a Multi-layer Perception based classifier that helps to improve recognition on confused classes.

On the Noisy Bangla Datasets that we focus on, in [4] the authors have used probabilistic quadrees to learn sparse representations of handwritten character images and have used a two layer DBN for the classification.

For handwritten character images containing significant amounts of noise, the sparse representations learnt using quadrees in [4] are not efficient. In [4], the authors also introduce the handwritten Bangla Numeral Dataset which includes the 10 Bangla Numeric Characters and three types of noise: white gaussian noise, motion blur, and reduced contrast. We inject these three types of noises into the Bangla Basic Character dataset consisting of 50 classes resulting in the Noisy Bangla Basic Character Dataset. In [4], once a block has been chosen for decomposition in any one image based on the homogeneity criterion, that block is identically decomposed for every other image. We use a saliency map instead which improves the representation and we also use another DBN for character reconstruction removing noise.

III. PREPROCESSING DATA

The datasets that we evaluate our algorithm on consist of two types of handwritten Bangla characters: a) Bangla Basic



(a) added white gaussian noise (awgn)



(b) motion blurred



(c) decreased contrast and awgn

Fig. 4. Noisy Version of the Bangla Numerals.

Characters b) Bangla Numeric Characters. There are 50 classes in the first type and 10 in the second.

A. Standardize Raw Data


The raw images are first processed using the non-local means denoising algorithm [18]. The resulting images are bimodal in nature, with the pixels belonging to the background having value around one and the rest, belonging to the character or noise, having lower values. The next step is to use Otsu's binarization scheme [19] to threshold the images to binary. In the binarized images, we set the values of the pixels in the background to 0 and those in the foreground to 255. Following the procedure described in [4], we then find the largest connected component for each image and center the image around that component. We pad the images, to create square images, resulting in at least 10 pixel long borders on all sides. To avoid large boundaries, we crop images that have too many background pixels surrounding the characters. Fig. 3 shows one sample image each from the 50 different classes of the Bangla Basic Characters dataset and Fig. 2 shows the 10 different Bangla Numerals.

B. Noisy Data Creation

Three kinds of noisy handwritten character image datasets are created from the preprocessed dataset by adding three distinct types of noise. Similar to [4], we create: a) the *awgn* noisy dataset by adding white Gaussian noise with a signal to noise ratio of 9.5 to the preprocessed dataset, b) the *contrast* noisy dataset by dividing the intensity of the preprocessed images by 2 and adding white Gaussian noise with a signal to noise ratio of 12, and (c) the *motion* blurred noisy dataset by blurring the images with a linear motion of 5 and an angle of 15 degrees in the counterclockwise direction. Fig. 4 shows the samples from the noisy Bangla Numeral dataset for each of the three noise types and Fig. 5 shows the samples from the noisy Bangla Basic Characters dataset for each of the three noise types. The three noise types we added are commonly found in images due to camera movements, poor illumination, high temperature, and movement of objects [20]. Natural images taken from cameras, scanner etc. often contain such noises



(a) added white gaussian noise (awgn)



(b) decreased contrast and awgn



(c) motion blurred

Fig. 5. Training Data for the Character Reconstruction Network. The noisy images of the the basic bangla characters

that need to be taken into consideration during classification tasks.

C. Ground Truth for the Character Reconstruction Network

As we do a pixel-level character reconstruction to clean the noisy images using the character reconstruction network, we use the binarized version of the images as labels for training the network. To keep the images binary after resampling, we use the nearest neighbor method. Each pixel in the ground truth can be grouped into one of the following two classes: a) belonging to the background or b) belonging to the character/foreground. Fig. 6 shows binary images used as ground truth for the Character Reconstruction Network.

IV. DEEP BELIEF NETWORKS

A deep belief network is trained by first greedily pre-training stacked Restricted Boltzmann Machines (RBMs) in an unsupervised way [12]. A weight matrix for an RBM is obtained by training it in an unsupervised manner. This weight matrix is then used to initialize the weights of the links connecting the first and the second layers of the DBN. The RBM then transforms the matrix of input feature vectors




Fig. 6. Ground truth sample images of the the basic bangla characters for the Character Reconstruction Network

by calculating the mean activation of the hidden unit. The transformed data is then used to initialize the weights of the connections between the second and the third layer in a similar way. This process continues until the weights for the connections between the output layer and the one before it are initialized. These weights are later fine-tuned using supervised training to change the learned representation to a classifier. Because of the unsupervised training in the beginning, DBNs are useful even with limited labeled data. Skip architectures are common in modern CNNs for pixel level classification for semantic segmentation [21] that connect higher level layers to lower level ones. The use of DBN in our case is an alternative way to connect the map responses from different layers. There is flexibility that comes with the network itself learning the combination of layer filters to use instead of explicit connections.

We use Deep Belief Networks at two stages of our approach. First, we use a DBN as a Character Reconstruction Network (CRN) to segment the pixels belonging to characters from the background and then we also use a DBN as a Character Classification Network (CCN) to generate the final classification using the feature vector representation provided by the probabilistic quadrees. The likelihood (\mathcal{L}) and loss (J) [22] functions that we use in both the CRN and the CCN are given by:

$$\mathcal{L}(\theta = \{M, B\}, \mathcal{I}) = \sum_{i=0}^{|\mathcal{I}|} \log(P(Y = y_i | x_i, M, B)) \quad (1)$$

$$J(\theta = \{M, B\}, \mathcal{I}) = -\mathcal{L}(\theta = \{M, B\}, \mathcal{I}),$$

where, \mathcal{I} represents the dataset, and given an input x_i , the weights matrix M , and a bias vector B , \mathcal{L} represents the likelihood that the input belongs to a class y_i . And, J is the cost function, the negative of the log-likelihood of x_i belonging to y_i [22]. For the CRN, this represents the likelihood that a pixel belongs to the character whereas for the CCN, this represents the likelihood that the whole image belongs to one of the character classes (either 10 or 50).

V. CHARACTER RECONSTRUCTION NETWORK

The Character Reconstruction Network uses the map responses from the hidden layers of a previously trained CNN

as features for pixel-wise classification. The CRN segments the pixels representing the characters from the rest of the pixels. It uses the map responses to the noisy images obtained when they are fed to the pretrained CNN as features. Each pixel is treated as a single data point and the whole character image is reconstructed based on the classification of each pixel in that image. We do not know beforehand the type of noise present in an image. A single simple filter may not be enough to denoise images with unknown types of noise.

A. Transfer Learning

We use transfer learning to extract information from the character images using the map responses from the pre-trained CNN as features to the CRN. The data that we feed in to either the CRN or the CCN is not suitable for a convolutional network.


The ImageNet [10], used to pretrain the CNN, has 1000 object classes and more than a million images. It is trained mostly on objects, animals, scenes, and some geometric shapes. Though we are dealing with a different type of data, it has been found that some of the higher level features learned by the layers of the convolutional layers are applicable in other types of images as well [3]. Since the objective of the CRN is to use pixel-wise classification to segment the pixels belonging to the character from the rest and the pre-trained CNN already takes into account the contextual information in the image, we use a DBN as the CRN.

B. Training the CRN


Our input to the Character Reconstruction Network is the preprocessed character images along with the maps extracted from the pre-trained CNN when these images are passed through it. The ground truth, as explained in Section III-C, is the binarized version of the original images. For the training of this network, all three types of noisy images, that includes both Numeral and Basic Character images, are used. We also train the CRN with images without noise to make it more robust to images containing very little noise as well. We only use images generated from subset of the original dataset reserved for training (and not the testing or validation set) for the training, validation, and testing of this network. We sample 30 images each from all the three noisy versions of each of the two types of data: Bangla Numeral and Bangla Basic Character and 14 images each from the images without noise. We use the framework described in [17] to train the CRN where map responses from the pre-trained CNN are all rescaled to our input image size. Now, every input image pixel corresponds to a pixel in each of the map responses. The values of the pixels in the corresponding map responses are used as features that when aligned together form *hypercolumns* [23]. We train the Character Reconstruction Network by taking random samples from the pool of all available pixels along with their respective features.

VI. FEATURE REPRESENTATION USING QUADTREES

Decomposing an image window into maximal quadtree blocks has been used as an efficient way to represent sparse



(a) Noisy Samples of images (awgn)



(b) Corresponding output

Fig. 7. Results from the Character Reconstruction Network

features [16]. We use this technique to represent the images. Considering that the use of quadtree decomposition is more effective in representing images with less noise, the previous step is done to denoise noisy images. However, it is also beneficial to reduce dimensionality. Hence, we improve the sparse representation offered by probabilistic quadtrees [4] further by eliminating a) blocks that have been decomposed in only a small fraction of samples and b) blocks that are present in almost all samples. This step would make the dataset itself less redundant.

A. Saliency Map

The homogeneity criterion described in [4] guides the process of reducing the character images into a vector of intensity values. Blocks containing textural details would be decomposed into smaller blocks. The quadtree representation is then converted to a linear vector by performing a depth first search (DFS). The features used consist of the averages of the pixel values of the decomposed blocks. While this approach reduces the number of features, when the data is noisy the quadtrees tend to be broken down into smaller blocks. Also, using this approach, whenever an image is broken into smaller blocks, all other images use this block in the final feature vector.

To mitigate this problem, we only use salient blocks that help in discrimination of characters. We use a saliency mask and prune smaller blocks that are not decomposed in μ percentage of the total number of training images or if they are contained in more than ν percentage of the samples. This technique decreases the number of features while not removing key blocks helpful to distinguish characters. The decomposition map on Fig. 8 (a) shows the normalized recurrence of the decomposed blocks for the entire training dataset for motion




Fig. 8. Using saliency map to reduce dimensionality.

TABLE I
COMPARISON OF THE NUMBER OF FEATURES USED

| Noise Type | Original | Ours | Basu et. al.[4] |
|------------|----------|------------|-----------------|
| awgn | 1024 | 208 | 244 |
| contrast | 1024 | 203 | 244 |
| motion | 1024 | 196 | 202 |

blurred (noisy) Bangla Numeral images. The map shows that a lot of the blocks on the edges are hardly ever used, and some blocks in the middle are present in almost all of the images. These blocks are not very likely to be useful in discriminating the characters. The saliency mask obtained in Fig. 8 (b) shows the blocks actually used. Table. I shows the reduction of feature vectors using our technique compared to the probabilistic quadtree based approach.

B. Character Classification Network

The Character Classification Network is a DBN that uses the average pixel values of the different blocks that have been decomposed in the quadtree. We train the CCN to recognize the handwritten characters as belonging to individual character classes. In this case, the output is a probability value that represents what character is present in the entire image instead of each pixel. The training data consists of the pixel values at all quadtree blocks. The labels are derived from the labels of the images.

VII. EXPERIMENTAL RESULTS AND DISCUSSION

We trained both the CRN and the CCN by first performing a pre-training step with persistent chain contrastive divergence (P-CD) and then fine tuned the network using backpropagation. We used L1 and L2 norms for regularization and implemented dropout on the hidden layers. We ran our algorithms on an Intel i7 six core server with TITAN X GPU and used the Theano deep learning library for the Deep Belief Networks [24]. We used $\mu = 5\%$ and $\nu = 95\%$ for our experiments.

On the Noisy Numeral Dataset, Table II shows that we significantly improve on the results for each of the noise types in the Noisy Numeral dataset compared to [4]. The use of the same network for reconstruction of all three types of noise hurt the performance on the *motion* blurred images. We still make further improvements using the saliency mask. Observe that the classification accuracy increased even with a decrease

in the number of features. We also compare our results against a multi layer neural network that makes use of Dropconnect for regularization [25]. The approach has excellent results on the MNIST classification with $< .5\%$ classification error [25]. Interestingly the motion blurred images were very accurately classified by this approach. In Table III, we show the classification error rate on the numeral and basic character images after they have been reconstructed using the CRN. The results show improvements especially on the images with added gaussian noise (awgn and contrast). In Table IV, we compare our results on the Noisy Bangla Characters dataset with that obtained by just using a traditional DBN using raw pixels as features (similar to [4]) as well as those obtained using a multilayer neural network employing Dropconnect for regularization. We obtained significant improvements in overall accuracy for each of the noise types using our approach. We also studied the effect of various CCN architectures on the classification accuracy on the noisy Bangla Basic Characters dataset in Table V. For the *awgn* noise type, an architecture consisting of two hidden layers with five hundred neurons per layer performed best; for the *motion* noise type an architecture consisting of two hidden layers with three hundred neurons per layer performed best; for the *contrast* noise type, the architectures consisting of three hidden layers with five hundred neurons per layer performed best indicated in bold in the three columns of the Table V.

TABLE II
COMPARISON OF ERROR(%) ON THE NOISY BANGLA NUMERAL

| Noise | Ours (Saliency) | Ours (w/o Saliency) | Basu et. al. [4] | Dropconnect [25] |
|----------|-----------------|---------------------|------------------|------------------|
| awgn | 4.54 | 4.92 | 8.66 | 8.82 |
| motion | 4.96 | 5.12 | 7.34 | 2.95 |
| contrast | 7.15 | 7.4 | 12.69 | 14.21 |

TABLE III
CLASSIFICATION ERROR(%) USING DROPCONNECT NETWORK AFTER NOISE REMOVAL

| Noise | Bangla Numeral | Bangla Basic Characters |
|----------|----------------|-------------------------|
| awgn | 5.30 | 25.66 |
| motion | 5.07 | 24.96 |
| contrast | 6.94 | 34.02 |

TABLE IV
COMPARISON OF ERROR(%) ON NOISY BANGLA CHARACTERS

| Noise | Ours (Saliency) | Ours (w/o Saliency) | DBN (Raw Pixels) | Dropconnect [25] |
|----------|-----------------|---------------------|------------------|------------------|
| awgn | 23.26 | 29.36 | 42.69 | 38.86 |
| motion | 22.78 | 25.64 | 41.20 | 16.41 |
| contrast | 30.34 | 41.11 | 53.37 | 51.93 |

Table VI compares the results on the n-MNIST dataset provided in [4]. We improve the recognition rates on the datasets with added white gaussian noise (awgn) and with reduced contrast and comparable results on the motion blurred image. Our approach yields better results than using the method in [25] in the same two types of noise. Our reconstruction

TABLE V
RESULTS ON THE NOISY BANGLA BASIC CHARACTERS DATASET WITH
VARIOUS ARCHITECTURE

| Architecture (Neurons) | Error (%) | | |
|---------------------------|--------------|--------------|--------------|
| | awgn | motion | contrast |
| 100 - 100 | 25.29 | 24.43 | 33.63 |
| 200 - 200 | 23.57 | 23.26 | 31.90 |
| 300 - 300 | 23.47 | 22.78 | 31.16 |
| 400 - 400 | 23.35 | 23.09 | 30.71 |
| 500 - 500 | 23.26 | 23.35 | 30.82 |
| 1000 - 1000 | 23.28 | 23.03 | 30.88 |
| 100 - 100 - 100 | 26.81 | 26.03 | 39.90 |
| 300 - 300 - 300 | 24.08 | 23.49 | 32.20 |
| 500 - 500 - 500 | 23.28 | 23.24 | 30.34 |
| 1000 - 1000 - 1000 | 23.49 | 23.27 | 31.31 |

algorithm was able to improve upon the results achieved from just noisy images using [25] as well.

In both n-MNIST and noisy Bangla Basic Characters, reduced contrast images had the worst recognition rates. The reconstruction network eroded many of the pixels from the characters of the reduced contrast images. The random noise pixels had similar intensity values to the character pixels. Because of that edges were not as sharp as the other two types of noisy images. Our approach was not the best on motion blurred images. Motion blurred images were easily recognized by architectures that already work great on normal (non-noisy) characters.

VIII. CONCLUSIONS

We improved the efficiency of probabilistic quadrees by using a pixel level classifier to reconstruct noisy handwritten character images by segmenting out the noisy pixels. The pixel level denoiser (a deep belief network) uses the map responses obtained from a pretrained CNN trained on Imagenet as features for reconstructing the characters eliminating noise.

TABLE VI
ERROR (%) ON NOISY MNIST

| Noise | Ours (Saliency) | Basu et. al. [4] | Dropconnect (Noisy) [25] | Dropconnect (Reconstructed) |
|----------|--------------------|---------------------|-----------------------------|--------------------------------|
| awgn | 2.38 | 9.93 | 3.98 | 2.43 |
| motion | 2.80 | 2.60 | 1.42 | 2.80 |
| contrast | 4.96 | 7.84 | 6.76 | 5.07 |

REFERENCES

- [1] U. Bhattacharya and B. B. Chaudhuri, "Handwritten numeral databases of indian scripts and multistage recognition of mixed numerals," *IEEE transactions on pattern analysis and machine intelligence*, vol. 31, no. 3, pp. 444–457, 2009.
- [2] U. Bhattacharya, M. Shridhar, S. K. Parui, P. Sen, and B. Chaudhuri, "Offline recognition of handwritten bangla characters: an efficient two-stage approach," *Pattern Analysis and Applications*, vol. 15, no. 4, pp. 445–458, 2012.
- [3] J. Yosinski, J. Clune, Y. Bengio, and H. Lipson, "How transferable are features in deep neural networks?" in *Advances in neural information processing systems*, 2014, pp. 3320–3328.
- [4] S. Basu, M. Karki, S. Ganguly, R. DiBiano, S. Mukhopadhyay, S. Gayaka, R. Kannan, and R. Nemani, "Learning sparse feature representations using probabilistic quadrees and deep belief nets," *Neural Processing Letters*, pp. 1–13.
- [5] S. Basu, M. Karki, S. Mukhopadhyay, S. Ganguly, R. R. Nemani, R. DiBiano, and S. Gayaka, "A theoretical analysis of deep neural networks for texture classification," in *2016 International Joint Conference on Neural Networks, IJCNN 2016, Vancouver, BC, Canada, July 24–29, 2016*, 2016, pp. 992–999.
- [6] K. Huang and S. Aviyente, "Sparse representation for signal classification," in *NIPS*, vol. 19, 2006, pp. 609–616.
- [7] Y.-I. Boureau, Y. L. Cun et al., "Sparse feature learning for deep belief networks," in *Advances in neural information processing systems*, 2008, pp. 1185–1192.
- [8] J. Su, D. V. Vargas, and K. Sakurai, "One pixel attack for fooling deep neural networks," in *Arxiv*, 2018.
- [9] A. Nguyen, J. Yosinski, and J. Clune, "Deep neural networks are easily fooled: High confidence predictions for unrecognizable images," in *Proceedings of the IEEE Conference on Computer Vision and Pattern Recognition*, 2015, pp. 427–436.
- [10] A. Krizhevsky, I. Sutskever, and G. E. Hinton, "Imagenet classification with deep convolutional neural networks," in *Advances in neural information processing systems*, 2012, pp. 1097–1105.
- [11] S. Haykin and N. Network, "A comprehensive foundation," *Neural Networks*, vol. 2, no. 2004, p. 41, 2004.
- [12] G. E. Hinton and R. R. Salakhutdinov, "Reducing the dimensionality of data with neural networks," *science*, vol. 313, no. 5786, pp. 504–507, 2006.
- [13] S. Basu, S. Ganguly, S. Mukhopadhyay, R. DiBiano, M. Karki, and R. R. Nemani, "Deepsat: a learning framework for satellite imagery," in *Proceedings of the 23rd SIGSPATIAL International Conference on Advances in Geographic Information Systems*, Bellevue, WA, USA, November 3–6, 2015, 2015, pp. 37:1–37:10.
- [14] S. Basu, S. Ganguly, R. R. Nemani, S. Mukhopadhyay, G. Zhang, C. Milesi, A. R. Michaelis, P. Votava, R. Dubayah, L. Duncanson, B. D. Cook, Y. Yu, S. Saatchi, R. DiBiano, M. Karki, E. Boyda, U. Kumar, and S. Li, "A semiautomated probabilistic framework for tree-cover delineation from 1-m NAIP imagery using a high-performance computing architecture," *IEEE Trans. Geoscience and Remote Sensing*, vol. 53, no. 10, pp. 5690–5708, 2015.
- [15] T. Markas and J. Reif, "Quad tree structures for image compression applications," *Information Processing & Management*, vol. 28, no. 6, pp. 707–721, 1992.
- [16] W. G. Aref and H. Samet, "Decomposing a window into maximal quadtree blocks," *Acta Informatica*, vol. 30, no. 5, pp. 425–439, 1993.
- [17] M. Karki, R. DiBiano, S. Basu, and S. Mukhopadhyay, "Core sampling framework for pixel classification," in *Artificial Neural Networks and Machine Learning - ICANN 2017 - 26th International Conference on Artificial Neural Networks*, Alghero, Italy, September 11–14, 2017, *Proceedings, Part II*, 2017, pp. 617–625.
- [18] A. Buades, B. Coll, and J.-M. Morel, "A non-local algorithm for image denoising," in *Computer Vision and Pattern Recognition, 2005. CVPR 2005. IEEE Computer Society Conference on*, vol. 2. IEEE, 2005, pp. 60–65.
- [19] N. Otsu, "A threshold selection method from gray-level histograms," *Automatica*, vol. 11, no. 285–296, pp. 23–27, 1975.
- [20] Y. Zhou, S. Song, and N.-M. Cheung, "On classification of distorted images with deep convolutional neural networks," *arXiv preprint arXiv:1701.01924*, 2017.
- [21] J. Long, E. Shelhamer, and T. Darrell, "Fully convolutional networks for semantic segmentation," in *Proceedings of the IEEE conference on computer vision and pattern recognition*, 2015, pp. 3431–3440.
- [22] "Classifying mnist digits using logistic regression," *deeplearning.net*. [Online]. Available: <http://deeplearning.net/tutorial/logreg.html>
- [23] B. Hariharan, P. Arbeláez, R. Girshick, and J. Malik, "Hypercolumns for object segmentation and fine-grained localization," in *Proceedings of the IEEE Conference on Computer Vision and Pattern Recognition*, 2015, pp. 447–456.
- [24] Theano Development Team, "Theano: A Python framework for fast computation of mathematical expressions," *arXiv e-prints*, vol. abs/1605.02688, May 2016. [Online]. Available: <http://arxiv.org/abs/1605.02688>
- [25] L. Wan, M. Zeiler, S. Zhang, Y. Le Cun, and R. Fergus, "Regularization of neural networks using dropconnect," in *International Conference on Machine Learning*, 2013, pp. 1058–1066.