

On the shape of invading population in anisotropic environments

V. Blavatska

Received: date / Accepted: date

Abstract We analyze the properties of population spreading in environments with spatial anisotropy within the frames of a lattice model of asymmetric (biased) random walkers. The expressions for the universal shape characteristics of the instantaneous configuration of population, such as asphericity A and prolateness S are found analytically and proved to be dependent only on the asymmetric transition probabilities in different directions. The model under consideration is shown to capture, in particular, the peculiarities of invasion in presence of an array of oriented tubes (fibers) in the environment.

Keywords Random walk · Heterogeneous environment · Directed movement · Biological invasion

Mathematics Subject Classification (2010) 60G50 · 62P10 · 65C60

1 Introduction

The problem of spreading of a population of agents in anisotropic environments with some preferred orientations of movement is encountered in a rich variety of biological phenomena and medicine. In general, the movement characteristics are influenced due to the environmental heterogeneity. Important examples include behavior of chemosensitive cells like bacteria or leukocytes in the gradient of a chemotactic factor (Alt 1980, Berg 2000, Chalub et al. 2004, Dolak and Schmeiser 2005), the motion of micro-organisms under the action of gravitational force (gravitaxis) or a light source (phototaxis) (Hill

V. Blavatska
Department for Computer Simulations of Many-Particle Systems
Institute for Condensed Matter Physics
of the National Academy of Sciences of Ukraine
Lviv 79011, Ukraine
E-mail: viktorija@icmp.lviv.ua

and Häder 1997, Pedley and Kessler 1990, Vincent and Hill 1996), the cell migration in fiber network of extracellular environment (Chauviere et al. 2007, Dickinson et al. 1994, Dickinson 2000, Hillen 2006, Painter 2009) and in particular the tumor invasion and metastasis in the tissue matrix (Alarcon et al. 2003, Anderson et al. 2000, Friedl and Wolf 2003). The important problems of spatial ecology are connected with analysis of migrations of living organisms in oriented habitats with orientation given by magnetic cues, elevation profiles, spatial distributions of resources (Armsworth and Roughgarden 2005, Dewhirst and Lutscher 2009, Hillen and Painter 2013). The variations of above characteristics has non-trivial influence on the population growth, persistence and dispersal (Armsworth and Roughgarden 2005, Cantrell et al. 2006, van Kirk and Lewis 1997, Yurk 2017). In particular, the presence of oriented factors in environment lead to occurrence of directed movement patterns, different from pure diffusion (Armsworth and Bode 1999, Belgacem and Cosner 1995, Cantrell et al. 2006). In this concern, it is worthwhile to mention also the modern technologies of controlled drug delivery, using an external oriented magnetic field (Zakharchenko et al. 2018), and the implants based on arrays of oriented TiO_2 nanotubes, which control the directed release of drugs (Losic et al. 2015, Wang et al. 2017).

The model of a random walk (RW) on a regular lattice provides a good description of the stochastic processes (Shlesinger and West 1984). In the simplest case, when there is no preferred direction, this process restores the Brownian motion and such a model may be shown to produce the standard diffusion equation. Making the probabilities of moving in different directions not equal causes the directional bias, which leads to the drift-diffusion equation. Such asymmetric biased random walks (BRW) are frequently used in biology to model the motion of living organisms and cells in oriented environments (Codling et al. 2017, Patlack 1953). The bias may be caused both by the fixed external environmental factors (such as gravitational force or external magnetic field), and by varying factors (such as chemical gradient or food resources in oriented migration of organisms). Thus, the transition probabilities in BRW model can also be not only constants, but also functions of space and time.

The problem of determining the size and shape of individual random walk trajectory, treated as track of a particle (cell) in environment, attracts a considerable attention of researchers. In the pioneering paper of Kuhn (Kuhn 1934) it was suggested, that RW trajectory is a highly aspherical object. In the following studies (Solz and Stockmayer 1971, Solz 1971) the averaged principal components of inertia tensor were introduced as parameters for description of RW asymmetry. Later (Aronovitz and Nelson 1986, Rudnick and Gaspari 1986), it was proposed to characterize the shape properties by the set of rotationally invariant combinations of inertia tensor components, such as asphericity A and prolateness S . These shape characteristics of RW trajectories were estimated both analytically (Diehl and Eisenriegler 1989, Wei and Zhu 1997, Gaspari et al. 1987, Sciutto 1994) and numerically (Bishop and Saltiel 1988).

From the point of view of biological application, an importance of analyzing the tracks of single cells can be realized e.g. in the processes of the guidance

of dendritic cells by haptotactic chemokine gradients towards lymphatic vessels (Weber et al. 2013) or for neutrophil migration directed by inflammatory chemokines (Sarris et al. 2012). In particular, the neutrophil migration appeared to be of random walk type with directed track segments induced by chemokine gradients. The universal shape parameters, such as asphericity of individual cell tracks were evaluated in (Mokhtari et al. 2013) making use of image data for synthetic cells and *in vitro* neutrophil tracks, obtained in microscopy experiments.

In the present paper we aim to expose the asphericity A and prolateness S as shape characteristics of *instantaneous configuration of a group of particles*, spreading in anisotropic environment with preferred orientations. In that point, the range of applications of given characteristics is essentially different than in analyzing the tracks of single particle, described above. Recently, parameters A and S were used to describe the instantaneous shapes of clouds of particle in turbulent flows in Ref. (Bianchi et al. 2016), where it was observed an increase of asphericity of such clouds under the action of oriented external fields. The above mentioned shape parameters may be of use in mathematical biology, e.g. in describing the shapes of animal groups with anisotropic interactions considered recently in Ref. (Cristiani et al. 2011), and in general in analyzing the peculiarities of invasion of populations of cells in extracellular matrix of connective tissues with collagen and elastin fibers. Since the time-dependent positions of cells in process of migrations of populations are possible to record in microscopy experiments, the geometrical shape characteristics can be directly measurable by analyzing the image data by statistical means.

Working within the lattice model of BRW, we aim to express the shape characteristics A and S in terms of fundamental random walk parameters (such as transition probabilities) and analyze how the presence of orientational factors and heterogeneity in environment impact the geometrical shape of an instantaneous configuration of group of random walkers. As it will be shown, such a model allows us in particular, to analyze the spreading process in presence of structural inhomogeneities in form of oriented lines. In particular, such a model resembles the arrays of oriented nanotubes in controlled drug delivery implants, mentioned above.

The layout of the paper is as follows. In the next section, we introduce the model and define the observables we are interested in. The analytical expressions of shape parameters are given in Section 3, followed by examples of some model cases presented in Section 4. We end up by giving conclusions and outlook.

2 The model

We start with considering a population of N random walkers, spreading on an infinite 3-dimensional lattice. At each time step, each the walker jumps towards one of 6 nearest neighbor sites with corresponding probability p_i ,

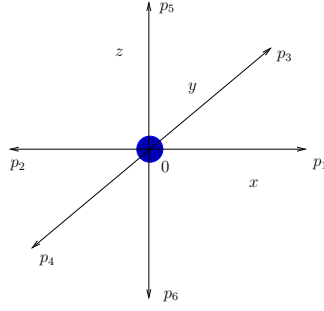


Fig. 1 Schematic presentation of a random walk process. The particle is putted on a site of a regular 3-dimensional lattice and at each time step makes a jump towards one of possible 6 directions with corresponding probability p_i ($i = 1, \dots, 6$).

$i = 1, \dots, 6$ such that $\sum_{i=1}^6 p_i = 1$ (as schematically shown on Fig. 1). In the simplest case of isotropic uncorrelated random walk, all the transition probabilities are equal: $p_i = \frac{1}{6}$. We assume, that all the walkers start to move from the same starting point (let it be the center of coordinate system), so that we start with highly dense configuration (“drop”), localized in space. The walkers move independently, without any interactions or correlations between them.

The probability $P(t, \{n_i^a\})$ that the walker a had performed n_i^a steps in directions i ($i = 1, \dots, 6$) after the total amount of t steps (so that $t = \sum_{i=1}^6 n_i^a$) is given by:

$$P(t, \{n_i^a\}) = \frac{t!}{\prod_{i=1}^6 n_i^a! \left(t - \sum_{i=1}^6 n_i^a\right)!} \prod_{i=1}^6 p_i^{n_i^a}, \quad (1)$$

with $\sum_{\{n_i^a\}} P(t, \{n_i^a\}) = 1$.

Thus, we can define the configurational averaging of any observable \mathcal{O} over all possible trajectories of particle a at time t accordingly to:

$$\langle \mathcal{O} \rangle = \mathcal{O} P(t, \{n_i^a\}). \quad (2)$$

To evaluate e.g. the mean value of $\langle n_1^a \rangle$, we first “sum out” the remaining n_i^a with $i > 1$ in Eq. (1) according to:

$$\begin{aligned} P(t, n_1^a) &= \sum_{n_2^a=0}^{t-n_1^a} \dots \sum_{n_5^a=0}^{t-n_1^a-n_2^a-n_3^a-n_4^a} P(t, \{n_i^a\}) = \\ &= \frac{t!}{n_1^a! (t - n_1^a)!} p_1^{n_1^a} (1 - p_1)^{t-n_1^a}, \end{aligned} \quad (3)$$

so that:

$$\langle n_1^a \rangle = \sum_{n_1^a=0}^t n_1^a P(t, n_1^a) = tp_1, \quad (4)$$

and in general:

$$\langle n_i^a \rangle = \sum_{n_i^a=0}^t n_i^a P(t, n_i^a) = tp_i, \quad (5)$$

$$\langle (n_i^a)^2 \rangle = \sum_{n_i^a=0}^t (n_i^a)^2 P(t, n_i^a) = tp_i + t(t-1)p_i^2, \quad (6)$$

$$\langle n_i^a n_j^a \rangle = \sum_{n_i^a=0}^t \sum_{n_j^a=0}^{t-n_i^a} n_i^a n_j^a P(t, n_i^a, n_j^a) = t(t-1)p_i p_j, \quad i \neq j, \quad (7)$$

in the last equation, $P(t, n_i^a, n_j^a)$ is obtained by summing out all n_k^a with $k \neq i$ and $k \neq j$ in the same way as in Eq. (3).

Since we assume, that walkers a and b move independently, we also have:

$$\langle n_i^a n_j^b \rangle = \sum_{n_i^a=0}^t n_i^a P(t, n_i^a) \sum_{n_j^b=0}^t n_j^b P(t, n_j^b) = t^2 p_i p_j. \quad (8)$$

3 Results: Universal shape parameters

Let $\mathbf{R}_a(t) = \{x^a(t), y^a(t), z^a(t)\} \equiv \{x_1^a(t), x_2^a(t), x_3^a(t)\}$ be the position vector of the a th walker at time t ($a = 1, \dots, N$). The position of each walker, averaged over an ensemble of all possible trajectories of particle, can be easily obtained using the results of previous Section. Really, since e.g. the averaged coordinate $\langle x_1(t) \rangle$ of a walker is given by a difference of number of steps to the right and to the left along the x_1 -axis, we have:

$$\begin{aligned} \langle x_1^a(t) \rangle &= \langle n_1^a - n_2^a \rangle = t(p_1 - p_2), \\ \langle x_2^a(t) \rangle &= \langle n_3^a - n_4^a \rangle = t(p_3 - p_4), \\ \langle x_3^a(t) \rangle &= \langle n_5^a - n_6^a \rangle = t(p_5 - p_6), \end{aligned} \quad (9)$$

so that: $\langle x_i^a(t) \rangle = t(p_{2i-1} - p_{2i})$.

Correspondingly:

$$\langle (x_i^a(t))^2 \rangle = t(p_{2i-1} + p_{2i}) + t(t-1)(p_{2i-1} - p_{2i})^2, \quad (10)$$

$$\langle x_i^a(t) x_j^a(t) \rangle = t(t-1)(p_{2i-1} - p_{2i})(p_{2j-1} - p_{2j}), \quad (11)$$

$$\langle x_i^a(t) x_i^b(t) \rangle = t^2 (p_{2i-1} - p_{2i})^2, \quad (12)$$

$$\langle x_i^a(t) x_j^b(t) \rangle = t^2 (p_{2i-1} - p_{2i})(p_{2j-1} - p_{2j}). \quad (13)$$

The shape properties of configuration of the population can be characterized (Aronovitz and Nelson 1986, Rudnick and Gaspari 1986) in terms of the gyration tensor \mathbf{Q} with components:

$$\langle Q_{ij}(t) \rangle = \frac{1}{N(N-1)} \sum_{\substack{a,b=1 \\ a < b}}^N \langle (x_i^a(t) - x_i^b(t))(x_j^a(t) - x_j^b(t)) \rangle, \quad i, j = 1, 2, 3. \quad (14)$$

The spread in eigenvalues $\lambda_i(t)$ ($i = 1, 2, 3$) of the gyration tensor describes the distribution of particles in configuration and thus measures the asymmetry of a shape. In particular, in completely isotropic symmetric case all the eigenvalues $\lambda_i(t)$ are equal.

Let us introduce the rotationally invariant universal combinations of components of the gyration tensor (Aronovitz and Nelson 1986, Rudnick and Gaspari 1986). Let $\lambda_{av}(t) \equiv \text{Tr } \mathbf{Q}/3$ be the average eigenvalue of the gyration tensor. Then the extent of asphericity of an instantaneous configuration of population is characterized by quantity A defined as:

$$A = \frac{1}{6} \sum_{i=1}^3 \frac{(\lambda_i(t) - \lambda_{av}(t))^2}{\lambda_{av}(t)^2} = \left(\sum_{i=1}^3 \langle Q_{ii}(t) \rangle^2 + 3 \sum_{\substack{i,j=1 \\ i < j}}^3 \langle Q_{ij}(t) \rangle^2 - \sum_{\substack{i,j=1 \\ i < j}}^3 \langle Q_{ii}(t) \rangle \langle Q_{jj}(t) \rangle \right) / \left(\sum_{i=1}^3 \langle Q_{ii}(t) \rangle \right)^2. \quad (15)$$

This universal quantity equals zero for a completely isotropic spherical configuration, where all the eigenvalues are equal $\lambda_i = \bar{\lambda}$, and takes a maximum value of one in the case of a stretched highly anisotropic configuration, where all the eigenvalues equal zero except of one. Thus, the inequality holds: $0 \leq A \leq 1$. Another rotationally invariant quantity, defined in three dimensions, is the so-called prolateness S :

$$S = \frac{\prod_{i=1}^3 (\lambda_i(t) - \lambda_{av}(t))}{\lambda_{av}(t)^3} = \left(2 \sum_{i=1}^3 \langle Q_{ii}(t) \rangle^3 - 3 \sum_{\substack{i,j=1 \\ i \neq j}}^3 \langle Q_{ii}(t) \rangle^2 \langle Q_{jj}(t) \rangle - 18 \sum_{\substack{i,j,k=1 \\ i \neq j \neq k}}^3 \langle Q_{ii}(t) \rangle \langle Q_{jk}(t) \rangle^2 + 9 \sum_{\substack{i,j=1 \\ i \neq j}}^3 \langle Q_{ii}(t) \rangle \langle Q_{ij}(t) \rangle^2 + 12 \prod_{i=1}^3 \langle Q_{ii}(t) \rangle + 54 \langle Q_{12}(t) \rangle \langle Q_{13}(t) \rangle \langle Q_{23}(t) \rangle \right) / \left(\sum_{i=1}^3 \langle Q_{ii}(t) \rangle \right)^3. \quad (16)$$

For absolutely prolate, stretched rod-like configuration ($\lambda_1 \neq 0, \lambda_2 = \lambda_3 = 0$), the parameter S equals two, whereas for absolutely oblate, disk-like shape ($\lambda_1 = \lambda_2, \lambda_3 = 0$) it takes on a value of $-1/4$. In general, S is positive for

prolate ellipsoid-like shape ($\lambda_1 \gg \lambda_2 \approx \lambda_3$) and negative for oblate ones ($\lambda_1 \approx \lambda_2 \gg \lambda_3$), whereas its magnitude measures how oblate or prolate the configuration is.

Next, we will find the exact values of quantities (15) and (16) for a system of non-interacting N asymmetric random walkers on a lattice.

Expressions (10)-(13) allow us to find the averaged components of gyration tensor. For example:

$$\begin{aligned} \langle Q_{11}(t) \rangle &= \frac{1}{N(N-1)} \left\langle \sum_{\substack{a,b=1 \\ a < b}}^N (x_1^a(t) - x_1^b(t))^2 \right\rangle \\ &= \langle (x_1^a(t))^2 \rangle - \langle x_1^a(t) x_1^b(t) \rangle = t \left((p_1 + p_2) - (p_1 - p_2)^2 \right). \end{aligned} \quad (17)$$

So in general:

$$\langle Q_{ii}(t) \rangle = t \left((p_{2i-1} + p_{2i}) - (p_{2i-1} - p_{2i})^2 \right), \quad (18)$$

$$\langle Q_{ij}(t) \rangle = -t(p_{2i-1} - p_{2i})(p_{2j-1} - p_{2j}). \quad (19)$$

Finally, substituting the values (18), (19) into Eqs. (15) and (16), we receive expressions for shape parameters A and S of the system:

$$\begin{aligned} A(\{p_i\}) &= \left(\sum_{i=1}^3 (p_{2i-1} + p_{2i} - (p_{2i-1} - p_{2i})^2)^2 \right. \\ &\quad - \sum_{\substack{i,j=1 \\ i < j}}^3 \left[(p_{2i-1} + p_{2i} - (p_{2i-1} - p_{2i})^2)(p_{2j-1} + p_{2j} - (p_{2j-1} - p_{2j})^2) \right. \\ &\quad \left. \left. + 3(p_{2i-1} - p_{2i})^2(p_{2j-1} - p_{2j})^2 \right] \right) / \left(\sum_{i=1}^6 p_i - \sum_{i=1}^3 (p_{2i} - p_{2i-1})^2 \right)^2, \end{aligned} \quad (20)$$

$$\begin{aligned}
S(\{p_i\}) = & \left(12 \prod_{i=1}^3 ((p_{2i-1} + p_{2i} - (p_{2i-1} - p_{2i})^2) \right. \\
& + 2 \sum_{i=1}^3 (p_{2i-1} + p_{2i} - (p_{2i-1} - p_{2i})^2)^3 \\
& - 3 \sum_{\substack{i,j=1 \\ i \neq j}}^3 (p_{2i-1} + p_{2i} - (p_{2i-1} - p_{2i})^2)^2 (p_{2j-1} + p_{2j} - (p_{2j-1} - p_{2j})^2) \\
& - 9 \sum_{\substack{i,j=1 \\ i \neq j}}^3 (p_{2i-1} + p_{2i} - (p_{2i-1} - p_{2i})^2) (p_{2i-1} - p_{2i})^2 (p_{2j-1} - p_{2j})^2 \\
& - 18 \sum_{\substack{i,j,k=1 \\ i \neq j \neq k}}^3 (p_{2i-1} + p_{2i} - (p_{2i-1} - p_{2i})^2) (p_{2j-1} - p_{2j})^2 (p_{2k-1} - p_{2k})^2 \\
& \left. - 54 \prod_{i=1}^3 (p_{2i-1} - p_{2i})^2 \right) / \left(\sum_{i=1}^6 p_i - \sum_{i=1}^3 (p_{2i-1} - p_{2i})^2 \right)^3. \quad (21)
\end{aligned}$$

The quantities (20), (21) are universal in the sense that they do not depend neither on time, nor on number of particles, and appear to be the functions only of transition probabilities p_i . Note, that in real experiments and in computer simulations, one would obtain the quantities given by (20), (21) as the asymptotical values in the limits of large enough number of particles and long enough time of spreading process ($t \rightarrow \infty$, $N \rightarrow \infty$).

The above scheme can be generalized to the case, when one has random values $p_i(\mathbf{r})$ (with $\mathbf{r} = \{x, y, z\}$) at different sites of the lattice, taken from some distribution $\rho(\{p_i(\mathbf{r})\})$, so that the averaged value $\overline{p_i}$ is given by

$$\overline{p_i} = \sum p_i(\mathbf{r}) \rho(\{p_i(\mathbf{r})\}). \quad (22)$$

Such a situation may occur due to the action of local random fields or presence of structural defects, occupying some sites of the lattice. Dealing with such systems that display randomness of structure, one should perform the double averaging for all quantities of interest (Brout 1959, Emery 1975): first, the configurational averaging over all possible trajectories of particles according to (2), and then the averaging over different realizations of disorder according to:

$$\overline{\langle \mathcal{O} \rangle} = \sum \rho(\{p_i(\mathbf{r})\}) \langle \mathcal{O} \rangle = \overline{\mathcal{O} P(t, \{n_i^a\})}. \quad (23)$$

Here, $\overline{P(t, \{n_i^a\})}$ is the distribution function (1) averaged over disorder realizations of disorder:

$$\overline{P(t, \{n_i^a\})} = \frac{t!}{\prod_{i=1}^5 n_i^a! \left(t - \sum_{i=1}^5 n_i^a \right)!} \sum \rho(\{p_i(\mathbf{r})\}) \prod_{i=1}^6 \prod_{k=1}^{n_i^a} p_i(\mathbf{r}_k). \quad (24)$$

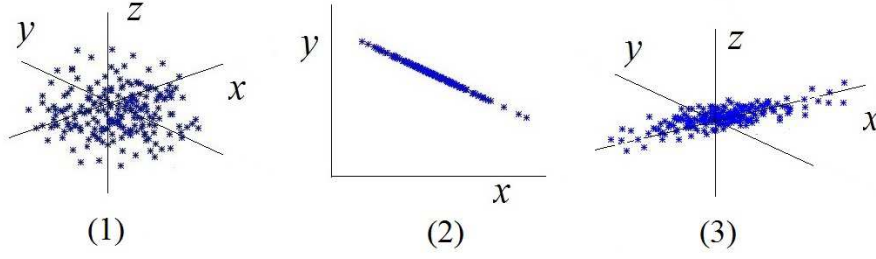


Fig. 2 Instantaneous configurations of population of $N = 100$ random walkers on a lattice after $t = 2000$ steps, results of computer simulations. (1) Isotropic case with $p_i = 1/6$. The values of shape parameters $A = 0$, $S = 0$. (2) Moving on the half-space of xy plane with $p_1 = 0.4$, $p_3 = 0.6$, $p_2 = p_4 = p_5 = p_6 = 0$. Maximal anisotropic state with $A = 1$, $S = 2$. (3) The case, when moving in x direction is more probable, than in others: $p_1 = p_2 = 0.4$, $p_3 = p_4 = p_5 = p_6 = 0.05$. The values of shape parameters: $A = 0.49$, $S = 0.68$.

In the case, when there are no correlations in distribution of $p_i(\mathbf{r})$ at different sites of the lattice, we can rewrite in last expression:

$$\sum \rho(\{p_i(\mathbf{r})\}) \prod_{k=1}^{n_i^a} p_i(\mathbf{r}_k) = \prod_{k=1}^{n_i^a} \sum \rho(\{p_i(\mathbf{r})\}) p_i(\mathbf{r}) = \bar{p}_i^{n_i^a}, \quad (25)$$

so that all of the observables of interest in relations above can be obtained just by substituting p_i by \bar{p}_i in corresponding equations.

In the next section, we illustrate the results obtained by considering several model cases of invasion in anisotropic environment.

4 Examples

1) In the most trivial isotropic case, when all p_i are equal ($p_i = 1/6$), we have: $A = 0$, $S = 0$ (see Fig. 2(1)).

2) Let us consider the case, when $p_3 = 1 - p_1$, $p_2 = p_4 = p_5 = p_6 = 0$: the population is moving on the half-space of xy plane with non equal transition probabilities in x and y directions. It appears, that independently on the p_1 and p_3 values, we receive highly anisotropic, completely stretched configuration with $A = 1$, $S = 2$ (Fig. 2(2)).

3) Next, let us assume $p_1 = p_2$, $p_3 = p_4 = p_5 = p_6 = (1 - 2p_1)/4$: moving along the x -axis is more (or less) probable, then in two remaining directions (Fig. 2(3)). In this case, on the basis of (20), (21) we obtain:

$$A(p_1) = -3p_1 + 9p_1^2 + \frac{1}{4}, \quad (26)$$

$$S(p_1) = \frac{1}{4}(6p_1 - 1)^3. \quad (27)$$

Parameters A and S as functions of p_1 are shown on Fig. 3. Note, that p_1 can vary in this case from 0 to $1/2$. At $p_1 = \frac{1}{6}$, we restore the isotropic case (1) with $A = S = 0$. Further increasing of p_1 leads to growing of anisotropy, until it reaches the final stage (configuration completely stretched along x axis) at $p_1 = p_2 = \frac{1}{2}$, $p_3 = p_4 = p_5 = p_6 = 0$.

4) Finally, let us consider the most interesting case, when population of particles is spreading in environment with structural inhomogeneities (obstacles) in the form of parallel lines, randomly distributed in xy plane and oriented along z axis (see Fig. 4). Let c be the concentration of lines ($0 \leq c \leq 1$). From the point of view of each random walker, presence of lines does not prevent jumps in z direction, but plays an essential role for movement in xy plane. Really, for each lattice site, one of 4 nearest neighbors in xy plane can be occupied with probability c (belonging to the line) and is thus not allowed for random walker. The probability, that k nearest neighbors ($0 \leq k \leq 4$) are occupied, is given by Bernoulli formula for binomial probability distribution:

$$\rho(k) = \frac{4!}{k!(4-k)!} c^k (1-c)^{4-k}. \quad (28)$$

The given problem thus essentially differs from examples above, where transition probabilities were spatially-independent constants p_i . Here, due to randomness of defects distribution in space, at each lattice site we observe one of possible $p_{ik} = 1/(6-k)$ with corresponding probabilities $\rho(k)$ given by (28). Namely, for $i = 5, 6$ (transition probabilities in z direction) taking into

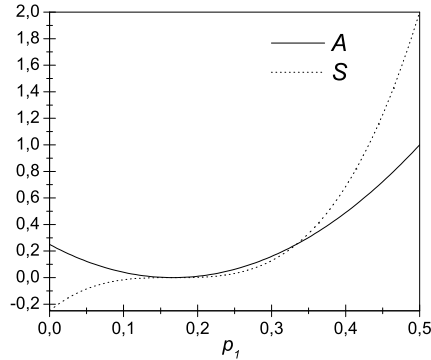


Fig. 3 Shape parameters A (as given by Eq. (26)) and S (given by (27)) as functions of probability $p_1 = p_2$ (whereas $p_3 = p_4 = p_5 = p_6 = 0$).

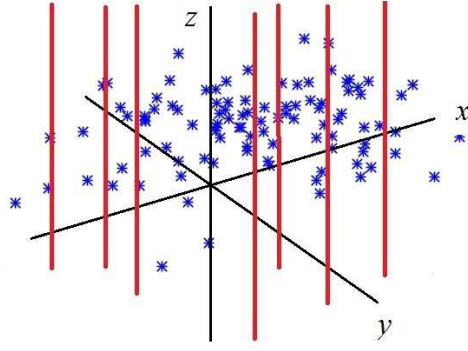


Fig. 4 Schematic presentation of an instantaneous configuration of population spreading on a lattice in the presence of array of lines (tubes) oriented along z axis.

account Eq. (23) we have:

$$\begin{aligned} \bar{p}_i &= \sum_{k=0}^4 p_{ik} \rho(k) = \sum_{k=0}^4 \frac{1}{6-k} \rho(k) = \frac{1}{6} (1-c)^4 + \frac{4}{5} c (1-c)^3 \\ &+ \frac{3}{2} c^2 (1-c)^2 + \frac{4}{3} c^3 (1-c) + \frac{1}{2} c^4, \quad i = 5, 6. \end{aligned} \quad (29)$$

The corresponding transition probabilities p_{ik} in xy planes are smaller by the factor $(4-k)/4$ due to the fact, that k jumps are forbidden by presence of

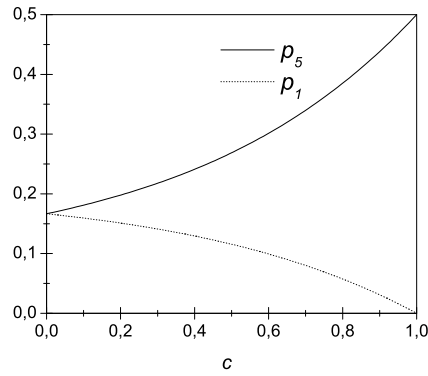


Fig. 5 Averaged transition probabilities of moving in z direction (as given by Eq. (29)) and in xy plane (Eq. (30)) as functions of concentration c of oriented lines.

defects, so that:

$$\begin{aligned} \overline{p}_i &= \sum_{k=0}^4 \frac{4-k}{4} \frac{1}{6-k} \rho(k) = \frac{1}{6}(1-c)^4 + \frac{3}{5}c(1-c)^3 \\ &+ \frac{3}{4}c^2(1-c)^2 + \frac{1}{3}c^3(1-c), \quad i = 1, \dots, 4. \end{aligned} \quad (30)$$

As expected, we have:

$$\sum_{i=1}^6 \overline{p}_i = 1. \quad (31)$$

The functions (29) and (30) are presented graphically on Fig. 5. At $c = 0$, we restore the pure isotropic case when all $\overline{p}_i = 1/6$. Increasing of c leads to separation of these quantities: transition probabilities of moving in z direction are growing, whereas corresponding values in xy plane are gradually tending to zero. Approaching the very large values of c around 1, when there are practically no possibility of moving in xy plane, \overline{p}_5 and \overline{p}_6 reach the limiting values of $1/2$. Note also, that $c = 1$ (fully occupied lattice) has no physical meaning in our case, since there is no possibility for particles to move at all.

Let us recall, that in problem under consideration we need to perform the averaging of function (24) over distribution of $p_i(\mathbf{r})$. Note, that since the structural defects are randomly distributed in xy plane, there is in principle no correlations in $p_i(\mathbf{r})$ and $p_j(\mathbf{r}')$ with $i, j = 1, \dots, 4$ at different sites of the lattice. However, since defects have a form of lines oriented along z axis, the correlations occur in corresponding $p_i(x, y, z)$ and $p_j(x, y, z \pm 1)$ (namely, always $p_i(x, y, z) = p_j(x, y, z \pm 1)$ with $i, j = 5, 6$). So, when the walking particle is performing a series of l consequent steps in direction z , we have in (24):

$$\begin{aligned} \sum_{k=0}^4 \rho(k) \prod_{m=1}^l p_i(\mathbf{r}_m) &= \sum_{k=0}^4 \rho(k) p_{ik}^l = \sum_{k=0}^4 \rho(k) \left(\frac{1}{6-k} \right)^l = (1-c)^4 \left(\frac{1}{6} \right)^l \\ &+ 4c(1-c)^3 \left(\frac{1}{5} \right)^l + 6c^2(1-c)^2 \left(\frac{1}{4} \right)^l + 4c^3(1-c) \left(\frac{1}{3} \right)^l + c^4 \left(\frac{1}{2} \right)^l, \end{aligned} \quad (32)$$

whereas in case of no correlations between $p_i(\mathbf{r})$ one would have:

$$\sum_{k=0}^4 \rho(k) \prod_{m=1}^l p_i(\mathbf{r}_m) = \prod_{m=1}^l \sum_{k=0}^4 \rho(k) p_{ik} = \overline{p}_i^l, \quad (33)$$

with \overline{p}_i given by Eq. (29). Taking into account, that c is a small parameter, and comparing expressions (32) and (33) at fixed values of c and l , we found that difference between them is of order of magnitude 10^{-3} at $l = 2$ but becomes negligibly small at large l . To avoid difficulties with taking into account all possibilities of series of subsequent steps in z direction, in what follows we will make use of assumption (33), leading to simple substituting p_i by \overline{p}_i in final expressions for observables. We stress however, that due to this assumption

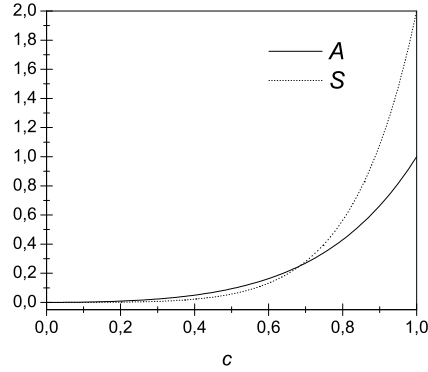


Fig. 6 Shape parameters A (given by Eq. (34)) and S (Eq. (35)) as functions of concentration c of oriented lines.

our results are rather of qualitative character and are reliable at small values of concentration c .

Substituting (29), (30) into expressions for the shape parameters (20), (21), we find corresponding expressions:

$$A = \frac{1}{100}c^2(c^6 + 4c^5 + 10c^4 + 20c^3 + 25c^2 + 24c + 16), \quad (34)$$

$$S = \frac{1}{500}c^3(c^9 + 6c^8 + 21c^7 + 56c^6 + 111c^5 + 174c^4 + 219c^3 + 204c^2 + 144c + 64). \quad (35)$$

Expressions (34) and (35) as functions of c are plotted on Fig. 6. As expected, the asymmetry of shape is increasing with growing of the concentration of structural defects: the configuration of spreading population becomes more and more elongated in z direction. Thus, the presence of an array of oriented fibers (tubes) leads to considerable spatial organization of invading population in environment.

5 Conclusions

In the present work, we developed the simple mathematical model of population of agents, spreading in heterogeneous environment which is characterized by spatial anisotropy. It can be related to numerous processes, encountered in biology and medicine, such as chemotaxis or gravitaxis, the cell invasion in extracellular environment, migrations of living organisms in oriented habitats with non-homogeneous spatial distributions of resources etc.

The presence of orientational factors in environment induces significant changes in geometrical shape of instantaneous configuration and spatial organization of spreading population. The motivation of the present study was to analyze the asphericity A and prolateness S as shape characteristics of instantaneous configuration of a group of particles, spreading in anisotropic environment with preferred orientations. For this purpose, we studied a system of non-interacting N random walkers, spreading on an infinite $d = 3$ -dimensional lattice, starting with initial very dense configuration (“drop”). The transition probabilities p_i ($i = 1, \dots, 6$) in different directions are assumed to be non-equal (asymmetric). We expressed the shape characteristics in terms of fundamental random walk parameters and found the exact analytical values for the parameters, such as asphericity A (Eq. 20) and prolateness S (Eq. 21) as functions of transition probabilities p_i . To illustrate the results obtained, we considered several model cases of oriented environment. Of particular interest is the case, when the array of lines (tubes) of parallel orientation is present in the system. This can serve as a model of extracellular matrix with collagen and elastin fibers or systems of oriented nanotube array in drug delivery implants. It is quantitatively shown, that presence of such objects leads to considerable spatial orientation and organization of invading population.

References

1. Alarcón T, Byre HM, Main PK (2003) A cellular automaton model for tumour growth in inhomogeneous environment. *J. Theor. Biol.* 225: 257-274
2. Alt W (1980) Biased random walk model for chemotaxis and related diffusion approximation. *J. Math. Biol.* 9: 147-177
3. Anderson ARA, Chaplain MAJ, Newman EL, Steele RJC, Thompson AM (2000) Mathematical modelling of tumour invasion and metastasis. *J. Theor. Med.* 2: 129-154
4. Armsworth PR, Bode L (1999) The consequences of non-passive advection and directed motion for population dynamics. *Proc R Soc Lond A* 455: 40454060
5. Armsworth PR, Roughgarden JE (2005) The impact of directed versus random movement on population dynamics and biodiversity patterns. *Am. Nat.* 165: 449-465
6. Aronovitz JA, Nelson DR (1986) Universal features of polymer shapes. *J. Physique* 47: 1445-1456
7. Belgacem F, Cosner C (1995) The effects of dispersal along environmental gradients on the dynamics of populations in heterogeneous environments. *Can. Appl. Math. Quar.* 3: 379-397
8. Berg HC (2000) Motile Behavior of Bacteria. *Physics Today* 53: 24-29
9. Bianchi S, Biferale L, Celani A, Cencini M. (2016) On the evolution of particle-puffs in turbulence. *Eur. J. Mech. B Fluids* 55: 324-329
10. Bishop M, Saltiel CJ (1988) Polymer shapes in two, four, and five dimensions. *J. Chem. Phys.* 88: 3976-3980
11. Brout R (1959) Statistical Mechanical Theory of a Random Ferromagnetic System. *Phys. Rev.* 115: 824-835
12. Emery VJ (1975) Critical properties of many-component systems. *Phys. Rev. B* 11: 239-247
13. Cantrell RS, Cosner C, Lou Y (2006) Movement toward better environments and the evolution of rapid diffusion, *Math. Biosci.* 204: 199-214
14. Chalub FACC, Markowich PA, Perthame B, Schmeiser C (2014) Kinetics models for chemotaxis and their drift-diffusion limits. *Monatsh. Math.* 142: 123-141
15. Chauviere A, Hillen T, Preziosi L (2007) Modeling cell movement in anisotropic and heterogeneous network tissues. *Networks and Heterogeneous Media* 2: 333-357

16. Codling EA, Plank MJ, Benhamou S (2008) Random walk models in biology. *J. R. Soc. Interface* 5: 813-834
17. Cristiani E, Frasca P and Piccoli B (2011) Effects of anisotropic interactions on the structure of animal groups. *J. Math. Biol.* 62: 569-588
18. Dewhirst S, Lutscher F (2009) Dispersal in heterogeneous habitats: thresholds, spatial scales, and approximate rates of spread. *Ecology* 90: 1338-1345
19. Dickinson RB, Guido S, Tranquillo RT (1994) Biased cell migration of fibroblasts exhibiting contact guidance in oriented collagen gels. *Ann. Biomed. Eng.* 22: 342-356.
20. Dickinson RB (2000) A generalized transport model for biased cell migration in an anisotropic environment. *J. Math. Biol.* 40: 97-135.
21. Diehl H W and Eisenriegler E (1989) Universal shape ratios for open and closed random walks: exact results for all d . *J. Phys. A: Math. Gen.* 22: L87-L91
22. Dolak Y. and Schmeiser C (2005) Kinetic models for chemotaxis: Hydrodynamic limits and spatiotemporal mechanics. *J. Math. Biol.* 51: 595-615
23. Friedl P and Wolf K (2003) Tumour-cell invasion and migration: diversity and escape mechanisms. *Nature Rev.* 3: 362-374
24. Gaspari G, Rudnick J, and Beldjenna (1987) A The shapes of open and closed random walks: a l/d expansion, *J. Phys. A: Math. Gen.* 20: 3393-3414
25. Hill NA, Häder DP (1997) A biased random walk model for the trajectories of swimming micro-organisms. *J. Theor. Biol.* 186: 503-526
26. Hillen T (2006) M^5 mesoscopic and macroscopic models for mesenchymal motion. *J. Math. Biol.* 53: 585-616
27. Hillen T, Painter KJ (2013) Transport and Anisotropic Diffusion Models for Movement in Oriented Habitat. In: *Dispersal, Individual Movement and Spatial Ecology. Lecture Notes in Mathematics*, vol 2071, Springer, Berlin, pp 177-222
28. van Kirk RW, Lewis MA (1997) Integrodifference models for persistence in fragmented habitats. *Bull. Math. Biol.* 59: 1071-1077
29. Kuhn W (1934) Über die Gestalt fadenförmiger Moleküle in Lösungen, *Kolloid-Z.* 68: 2-15
30. Losic D, Aw Ms, Santos A, Gulati K, Bariana M (2015) Titania nanotube arrays for local drug delivery: recent advances and perspectives. *Expert Opin. Drug Deliv.* 12: 103-127
31. Mokhtari Z, Mech F, Zitzmann C, Hasenberg M, Gunzer M, Figge MT (2013) Automated Characterization and Parameter-Free Classification of Cell Tracks Based on Local Migration Behavior. *PLoS One* 8: e80808(1-20)
32. Pedley TJ, Kessler JO (1990) A new continuum model for suspensions of gyrotactic micro-organisms. *J. Fluid Mech.* 212: 155-182
33. Painter KJ (2009) Modelling cell migration strategies in the extracellular matrix. *J. Math. Biol.* 58: 511- 543
34. Patlack CS (1953) Random walk with persistence and external bias. *Bull. Math. Biophys.* 15: 311-338
35. Rudnick J, Gaspari G. (1986) The asphericity of random walks. *J. Phys. A* 19: L191-L194
36. Shlesinger MF, West B (eds) (1984) *Random Walks and their Applications in the Physical and Biological Sciences*. AIP Conference Proceedings, vol 109, AIP, New York
37. Sarris M, Masson JB, Maurin D, Van der Aa LM, Boudinot P, et al. (2012) Inflammatory chemokines direct and restrict leukocyte migration within live tissues as glycan-bound gradients. *Current Biology* 22: 2375-2382
38. Sciutto SJ (1994) Study of the shape of random walks. *J. Phys. A Math. Gen.* 27: 7015-7034
39. Šolc K, Stockmayer WH (1994) Shape of a Random-Flight Chain. *J. Chem. Phys.* 54: 2756-2757
40. Šolc K (1971) Shape of a Random Flight Chain. *J. Chem. Phys.* 55: 335-344
41. Vincent RVV, Hill NA (1996) Bioconvection in a suspension of phototactic algae. *J. Fluid Mech.* 327: 343-371
42. Wang Q, Huang JY, Li HQ, Zhao AZJ, Wang Y., Zhang KQ, Sun HT, Lai YK (2017) Recent advances on smart TiO₂ nanotube platforms for sustainable drug delivery applications. *Int. J. Nanomedicine* 12: 1511-1565
43. Yurk BP (2017) Homogenization analysis of invasion dynamics in heterogeneous landscapes with differential bias and motility. *J. Math. Biol.* 77: 27-54

-
44. Weber M, Hauschild R, Schwarz J, Moussion C, de Vries I, et al. (2013) Interstitial dendritic cell guidance by haptotactic chemokine gradients. *Science* 339: 328332
 45. Wei G, Zhu X (0997) Shapes and sizes of arbitrary random walks at $O(1/d^3)$ II. Asphericity and prolateness parameters. *Physica A* 237: 423-440
 46. Zakharchenko A, Guz N, Laradji AM, Katz E, Minko S (2018) Magnetic field remotely controlled selective biocatalysis. *Nature Catalysis* 1: 7381