

# Neural Ordinary Differential Equations

Tian Qi Chen\*, Yulia Rubanova\*, Jesse Bettencourt\*, David Duvenaud  
University of Toronto, Vector Institute  
Toronto, Canada  
{rtqichen, rubanova, jessebett, duvenaud}@cs.toronto.edu

## Abstract

We introduce a new family of deep neural network models. Instead of specifying a discrete sequence of hidden layers, we parameterize the derivative of the hidden state using a neural network. The output of the network is computed using a black-box differential equation solver. These continuous-depth models have constant memory cost, adapt their evaluation strategy to each input, and can explicitly trade numerical precision for speed. We demonstrate these properties in continuous-depth residual networks and continuous-time latent variable models. We also construct continuous normalizing flows, a generative model that can train by maximum likelihood, without partitioning or ordering the data dimensions. For training, we show how to scalably backpropagate through any ODE solver, without access to its internal operations. This allows end-to-end training of ODEs within larger models.

## 1 Introduction

Models such as residual networks, recurrent neural network decoders, and normalizing flows build complicated transformations by composing a sequence of transformations to a hidden state:

$$\mathbf{h}_{t+1} = \mathbf{h}_t + f(\mathbf{h}_t, \theta_t) \quad (1)$$

where  $t \in \{0 \dots T\}$  and  $\mathbf{h}_t \in \mathbb{R}^D$ . These iterative updates can be seen as an Euler discretization of a continuous transformation (Lu et al., 2017; Haber and Ruthotto, 2017; Ruthotto and Haber, 2018).

What happens as we add more layers and take smaller steps? In the limit, we parameterize the continuous dynamics of hidden units using an ordinary differential equation (ODE) specified by a neural network:

$$\frac{d\mathbf{h}(t)}{dt} = f(\mathbf{h}(t), t, \theta) \quad (2)$$

Starting from the input layer  $\mathbf{h}(0)$ , we can define the output layer  $\mathbf{h}(T)$  to be the solution to this ODE initial value problem at some time  $T$ . This value can be computed by a black-box differential equation solver, which evaluates the hidden unit dynamics  $f$  wherever necessary to determine the solution with the desired accuracy. Figure 1 contrasts these two approaches.

Defining and evaluating models using ODE solvers has several benefits:

**Memory efficiency** In Section 2, we show how to compute gradients of a scalar-valued loss with respect to all inputs of any ODE solver, *without backpropagating through the operations of the solver*. Not storing any intermediate quantities of the forward pass allows us to train our models with nearly constant memory cost as a function of depth, a major bottleneck of training deep models.

\*Equal contribution.

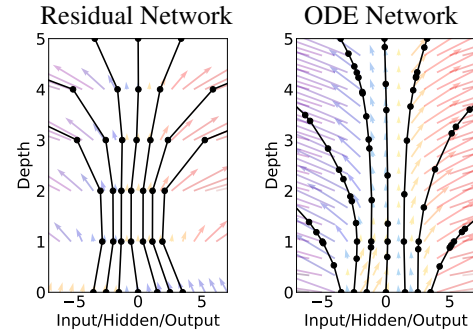


Figure 1: *Left:* A Residual network defines a discrete sequence of finite transformations. *Right:* A ODE network defines a vector field, which continuously transforms the state. *Both:* Circles represent evaluation locations.

**Adaptive computation** Euler’s method is perhaps the simplest method for solving ODEs. There have since been more than 120 years of development of efficient and accurate ODE solvers (Runge, 1895; Kutta, 1901; Hairer et al., 1987). Modern ODE solvers provide guarantees about the growth of approximation error, monitor the level of error, and adapt their evaluation strategy on the fly to achieve the requested level of accuracy. This allows the cost of evaluating a model to scale with problem complexity. After training, accuracy can be reduced for real-time or low-power applications.

**Parameter efficiency** When the hidden unit dynamics are parameterized as a continuous function of time, the parameters of nearby “layers” are automatically tied together. In Section 3, we show that this reduces the number of parameters required on a supervised learning task.

**Scalable and invertible normalizing flows** An unexpected side-benefit of continuous transformations is that the change of variables formula becomes easier to compute. In Section 4, we derive this result and use it to construct a new class of invertible density models that avoids the single-unit bottleneck of normalizing flows, and can be trained directly by maximum likelihood.

**Continuous time-series models** Unlike recurrent neural networks, which require discretizing observation and emission intervals, continuously-defined dynamics can naturally incorporate data which arrives at arbitrary times. In Section 5, we construct and demonstrate such a model.

## 2 Reverse-mode automatic differentiation of ODE solutions

The main technical difficulty in training continuous-depth networks is performing reverse-mode differentiation (also known as backpropagation) through the ODE solver. Differentiating through the operations of the forward pass is straightforward, but incurs a high memory cost and introduces additional numerical error.

We treat the ODE solver as a black box, and compute gradients using the *adjoint sensitivity method*. This approach computes gradients by solving a second, augmented ODE backwards in time, and is applicable to all ODE solvers. This approach scales linearly with problem size, has low memory cost, and explicitly controls numerical error.

Consider optimizing a scalar-valued loss function  $L()$ , whose input is the result of an ODE solver:

$$L(\mathbf{z}(t_1)) = L\left(\int_{t_0}^{t_1} f(\mathbf{z}(t), t, \theta) dt\right) = L(\text{ODESolve}(\mathbf{z}(t_0), f, t_0, t_1, \theta)) \quad (3)$$

To optimize  $L$ , we require gradients with respect to its parameters:  $\mathbf{z}(t_0)$ ,  $t_0$ ,  $t_1$ , and  $\theta$ . The first step is to determining how the gradient of the loss depends on the hidden state  $\mathbf{z}(t)$  at each instant. This quantity is called the *adjoint*  $a(t) = -\partial L / \partial \mathbf{z}(t)$ . Its dynamics are given by another ODE, which can be thought of as the instantaneous analog of the chain rule:

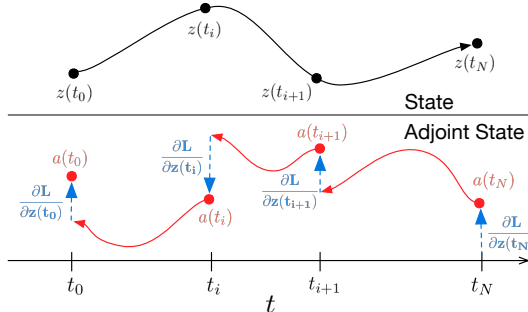


Figure 2: Reverse-mode differentiation through an ODE solver requires solving an augmented system backwards in time. This adjoint state is updated by the gradient at each observation.

$$\frac{da(t)}{dt} = -a(t)^\top \frac{\partial f(\mathbf{z}(t), t, \theta)}{\partial \mathbf{z}} \quad (4)$$

We can compute  $\partial L / \partial \mathbf{z}(t_0)$  by another call to an ODE solver. This solver must run backwards, starting from the “initial value” of  $\partial L / \partial \mathbf{z}(t_1)$ . One complication is that solving this ODE requires the knowing value of  $\mathbf{z}(t)$  along its entire trajectory. However, we can simply recompute  $\mathbf{z}(t)$  backwards in time together with the adjoint, starting from its final value  $\mathbf{z}(t_1)$ .

Computing the gradients with respect to the parameters  $\theta$  requires evaluating a third integral, which depends on both  $\mathbf{z}(t)$  and  $a(t)$ :

$$\frac{dL}{d\theta} = \int_{t_1}^{t_0} a(t)^\top \frac{\partial f(\mathbf{z}(t), t, \theta)}{\partial \theta} dt \quad (5)$$

All three of these integrals can be computed in a single call to an ODE solver, which concatenates the original state, the adjoint, and the other partial derivatives into a single vector. Algorithm 1 shows how to construct the necessary dynamics, and call an ODE solver to compute all gradients at once.

---

**Algorithm 1** Reverse-mode derivative of an ODE initial value problem

---

**Input:** dynamics parameters  $\theta$ , start time  $t_0$ , stop time  $t_1$ , final state  $\mathbf{z}(t_1)$ , loss gradient  $\partial L / \partial \mathbf{z}(t_1)$

$$\frac{\partial L}{\partial t_1} = \frac{\partial L}{\partial \mathbf{z}(t_1)}^\top f(\mathbf{z}(t_1), t_1, \theta) \quad \triangleright \text{Compute gradient w.r.t. } t_1$$

$$s_0 = [\mathbf{z}(t_1), \frac{\partial L}{\partial \mathbf{z}(t_1)}, \mathbf{0}, -\frac{\partial L}{\partial t_1}] \quad \triangleright \text{Define initial augmented state}$$

**def** aug\_dynamics( $[\mathbf{z}(t), a(t), -, -], t, \theta$ ):  $\triangleright$  Define dynamics on augmented state

**return**  $[f(\mathbf{z}(t), t, \theta), -a(t)^\top \frac{\partial f}{\partial \mathbf{z}}, -a(t)^\top \frac{\partial f}{\partial \theta}, -a(t)^\top \frac{\partial f}{\partial t}]$   $\triangleright$  Concatenate time-derivatives

$$[\mathbf{z}(t_0), \frac{\partial L}{\partial \mathbf{z}(t_0)}, \frac{\partial L}{\partial \theta}, \frac{\partial L}{\partial t_0}] = \text{ODESolve}(s_0, \text{aug\_dynamics}, t_1, t_0, \theta) \quad \triangleright \text{Solve reverse-time ODE}$$

**return**  $\frac{\partial L}{\partial \mathbf{z}(t_0)}, \frac{\partial L}{\partial \theta}, \frac{\partial L}{\partial t_0}, \frac{\partial L}{\partial t_1}$   $\triangleright$  Return all gradients

---

Most ODE solvers have the option to output the state  $\mathbf{z}(t)$  at multiple times. When the loss depends on these intermediate states, the reverse-mode derivative must be broken into a sequence of separate solves, one between each consecutive pair of outputs (Figure 2). At each observation, the adjoint must be adjusted by the corresponding direct gradient  $\partial L / \partial \mathbf{z}(t_i)$ .

The results above extend those of [Stapor et al. \(2018, section 2.4.2\)](#). Detailed derivations are provided in appendix E. Appendix B provides Python code which computes all derivatives for `scipy.integrate.odeint` by extending the autograd automatic differentiation package. This code also supports all higher-order derivatives.

### 3 Replacing residual networks with ODEs for supervised learning

In this section, we experimentally investigate the training of neural ODEs for supervised learning.

**Software** To solve ODE initial value problems numerically, we use the implicit Adams method implemented in LSODE and VODE and interfaced through the `scipy.integrate` package. Being an implicit method, it has better guarantees than explicit methods such as Runge-Kutta but requires solving a nonlinear optimization problem at every step. This setup makes direct backpropagation through the integrator difficult. We implement the adjoint sensitivity method in Python’s autograd framework ([Maclaurin et al., 2015](#)). For the experiments in this section, we evaluated the hidden state dynamics and their derivatives on the GPU using Tensorflow, which were then called from the Fortran ODE solvers, which were called from Python autograd code.

**Model Architectures** We experiment with a small residual network which downsamples the input twice then applies 6 residual blocks, which are replaced by an ODEsolve module in the ODE-Net variant. We also test a network which directly backpropagates through a Runge-Kutta integrator, referred to as RK-Net.

Table 1 shows test error, number of parameters, and memory cost.  $L$  denotes the number of layers in the ResNet, and  $\tilde{L}$  is the number of function evaluations that the ODE solver requests in a single forward pass, which can be interpreted as an implicit number of layers.

We find that ODE-Nets and RK-Nets can achieve around the same performance as the ResNet, while using fewer parameters. For reference, a neural net with a single hidden layer of 300 units has around the same number of parameters as the ODE-Net and RK-Net architecture that we tested.

Table 1: Performance on MNIST. <sup>†</sup>From [LeCun et al. \(1998\)](#).

	Test Error	# Params	Memory	Time
1-Layer MLP <sup>†</sup>	1.60%	0.24 M	-	-
ResNet	0.41%	0.60 M	$\mathcal{O}(L)$	$\mathcal{O}(L)$
RK-Net	0.47%	0.22 M	$\mathcal{O}(\tilde{L})$	$\mathcal{O}(\tilde{L})$
ODE-Net	0.42%	0.22 M	$\mathcal{O}(1)$	$\mathcal{O}(\tilde{L})$

**Error Control in ODE-Nets** ODE solvers can approximately ensure that the output is within a given tolerance of the true solution. Changing this tolerance changes the behavior of the network.

We first verify that error can indeed be controlled in Figure 3a. The time spent by the forward call is proportional to the number of function evaluations (Figure 3b), so tuning the tolerance gives us a trade-off between accuracy and computational cost. One could train with high accuracy, but switch to a lower accuracy at test time.

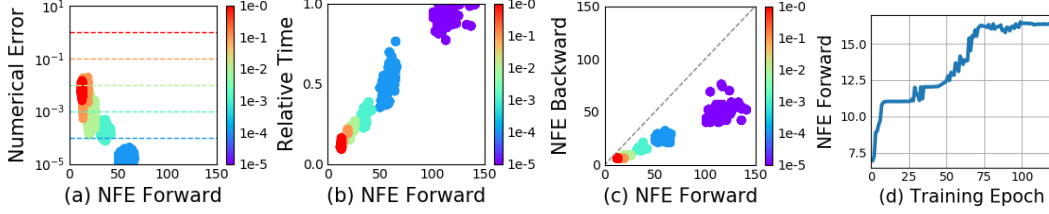


Figure 3: Statistics of a trained ODE-Net. (NFE = number of function evaluations.)

Figure 3c) shows a surprising result: the number of evaluations in the backward pass is roughly half of the forward pass. This suggests that the adjoint sensitivity method is not only more memory efficient, but also more computationally efficient than directly backpropagating through the integrator, because the latter approach will need to backprop through each function evaluation in the forward pass.

**Network Depth** It’s not clear how to define the ‘depth’ of an ODE solution. A related quantity is the number of evaluations of the hidden state dynamics required, a detail delegated to the ODE solver and dependent on the initial state or input. Figure 3d shows that the number of function evaluations increases throughout training, presumably adapting to increasing complexity of the model.

## 4 Continuous Normalizing Flows

The discretized equation (1) also appears in normalizing flows (Rezende and Mohamed, 2015) and the NICE framework (Dinh et al., 2014). These methods use the change of variables theorem to compute exact changes in probability if samples are transformed through a bijective function  $f$ :

$$\mathbf{z}_1 = f(\mathbf{z}_0) \implies \log p(\mathbf{z}_1) = \log p(\mathbf{z}_0) - \log \left| \det \frac{\partial f}{\partial \mathbf{z}_0} \right| \quad (6)$$

An example is the planar normalizing flow (Rezende and Mohamed, 2015):

$$\mathbf{z}(t+1) = \mathbf{z}(t) + uh(w^\top \mathbf{z}(t) + b), \quad \log p(\mathbf{z}(t+1)) = \log p(\mathbf{z}(t)) - \log \left| 1 + u^\top \frac{\partial h}{\partial \mathbf{z}} \right| \quad (7)$$

Generally, the main bottleneck to using the change of variables formula is computing of the determinant of the Jacobian  $\partial f / \partial \mathbf{z}$ , which has a cubic cost in either the dimension of  $\mathbf{z}$ , or the number of hidden units. Recent work explores the tradeoff between the expressiveness of normalizing flow layers and computational cost (Kingma et al., 2016; Tomczak and Welling, 2016; Berg et al., 2018).

Surprisingly, moving from a discrete set of layers to a continuous transformation simplifies the computation of the change in normalizing constant:

**Theorem 1** (Instantaneous Change of Variables). *Let  $\mathbf{z}(t)$  be a finite continuous random variable with probability  $p(\mathbf{z}(t))$  dependent on time. Let  $\frac{d\mathbf{z}}{dt} = f(\mathbf{z}(t), t)$  be a differential equation describing a continuous-in-time transformation of  $\mathbf{z}(t)$ . Assuming that  $f$  is uniformly Lipschitz continuous in  $\mathbf{z}$  and continuous in  $t$ , then the change in log probability also follows a differential equation,*

$$\frac{\partial \log p(\mathbf{z}(t))}{\partial t} = -\text{tr} \left( \frac{df}{d\mathbf{z}(t)} \right) \quad (8)$$

Proof in Appendix A. Instead of the log determinant in (6), we now only require a trace operation. Also unlike standard finite flows, the differential equation  $f$  does not need to be bijective, since if uniqueness is satisfied, then the entire transformation is automatically bijective.

As an example application of the instantaneous change of variables, we can examine the continuous analog of the planar flow, and its change in normalization constant:

$$\frac{d\mathbf{z}(t)}{dt} = u h(w^\top \mathbf{z}(t) + b), \quad \frac{\partial \log p(\mathbf{z}(t))}{\partial t} = -u^\top \frac{\partial h}{\partial \mathbf{z}(t)} \quad (9)$$

Given an initial distribution  $p(\mathbf{z}(0))$ , we can sample from  $p(\mathbf{z}(t))$  and evaluate its density by solving this combined ODE.

**Using multiple hidden units with linear cost** While  $\det$  is not a linear function, the trace function is, which implies  $\text{tr}(\sum_n J_n) = \sum_n \text{tr}(J_n)$ . Thus if our dynamics is given by a sum of functions then the differential equation for the log density is also a sum:

$$\frac{d\mathbf{z}(t)}{dt} = \sum_{n=1}^M f_n(\mathbf{z}(t)), \quad \frac{d \log p(\mathbf{z}(t))}{dt} = \sum_{n=1}^M \text{tr} \left( \frac{\partial f_n}{\partial \mathbf{z}} \right) \quad (10)$$

This means we can cheaply evaluate flow models having many hidden units, with a cost only linear in the number of hidden units  $M$ . Evaluating such ‘wide’ flow layers using standard normalizing flows costs  $\mathcal{O}(M^3)$ , meaning that standard NF architectures use many layers of only a single hidden unit.

**Time-dependent dynamics** We can specify the parameters of a flow as a function of  $t$ , making the differential equation  $f(\mathbf{z}(t), t)$  change with  $t$ . This is parameterization is a kind of hypernetwork (Ha et al., 2016). We also introduce a gating mechanism for each hidden unit,  $\frac{d\mathbf{z}}{dt} = \sum_n \sigma_n(t) f_n(\mathbf{z})$  where  $\sigma_n(t) \in (0, 1)$  is a neural network that learns when the dynamic  $f_n(\mathbf{z})$  should be applied. We call these models continuous normalizing flows (CNF).

#### 4.1 Experiments with Continuous Normalizing Flows

We first compare continuous and discrete planar flows at learning to sample from a known distribution. We show that a planar CNF with  $M$  hidden units can be at least as expressive as a planar NF with  $K = M$  layers, and sometimes much more expressive.

**Density matching** We configure the CNF as described above, and train for 10,000 iterations using Adam (Kingma and Ba, 2014). In contrast, the NF is trained for 500,000 iterations using RMSprop (Hinton et al., 2012), as suggested by Rezende and Mohamed (2015). For this task, we minimize KL ( $q(\mathbf{x}) \| p(\mathbf{x})$ ) as the loss function where  $q$  is the flow model and the target density  $p(\cdot)$  can be evaluated. Figure 4 shows that CNF generally achieves lower loss.

**Maximum Likelihood Training** A useful property of continuous-time normalizing flows is that we can compute the reverse transformation for about the same cost as the forward pass, which cannot be said for normalizing flows. This lets us train the flow on a density estimation task by performing

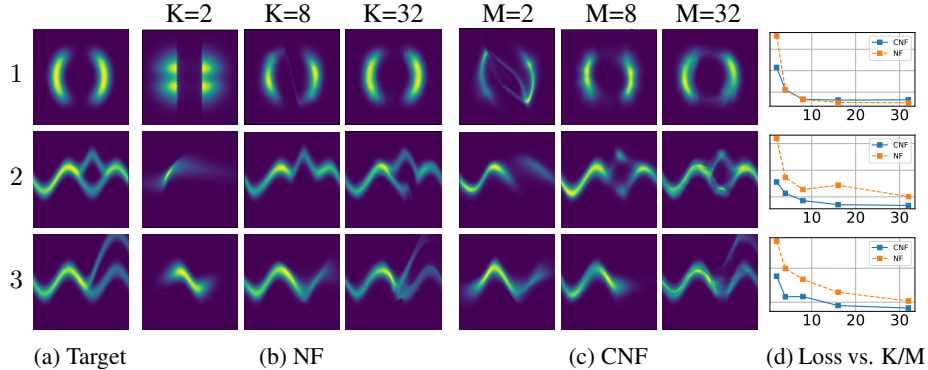


Figure 4: Comparison of normalizing flows versus continuous normalizing flows. The model capacity of normalizing flows is determined by their depth ( $K$ ), while continuous normalizing flows can also increase capacity by increasing width ( $M$ ), making them easier to train.

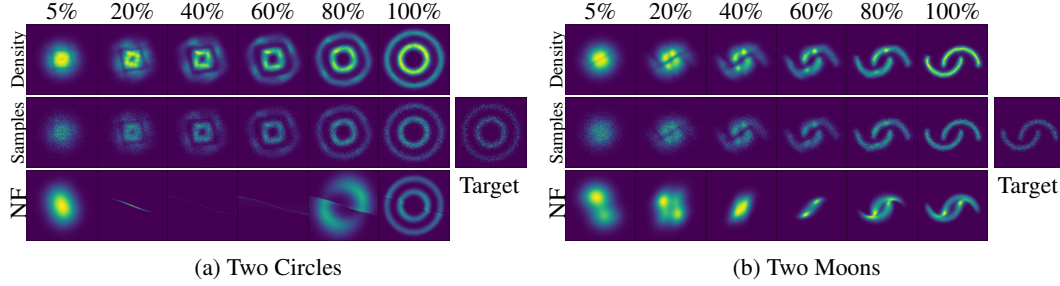


Figure 5: **Visualizing the transformation from noise to data.** Continuous-time normalizing flows are reversible, so we can train on a density estimation task and still be able to sample from the learned density efficiently.

maximum likelihood estimation, which maximizes  $\mathbb{E}_{p(\mathbf{x})}[\log q(\mathbf{x})]$  where  $q(\cdot)$  is computed using the appropriate change of variables theorem, then afterwards reverse the CNF to generate random samples from  $q(\mathbf{x})$ .

For this task, we use 64 hidden units for CNF, and 64 stacked one-hidden-unit layers for NF. Figure 5 shows the learned dynamics. Instead of showing the initial Gaussian distribution, we display the transformed distribution after a small amount of time which shows the locations of the initial planar flows. Interestingly, to fit the Two Circles distribution, the CNF rotates the planar flows so that the particles can be evenly spread into circles. While the CNF transformations are smooth and interpretable, we find that NF transformations are very unintuitive and this model has difficulty fitting the two moons dataset in Figure 5b.

## 5 A generative latent function time-series model

Applying neural networks to irregularly-sampled data such as medical records, network traffic, or neural spiking data is difficult. Typically, observations are put into bins of fixed duration, and the latent dynamics are discretized in the same way. This leads to difficulties with missing data and ill-defined latent variables. Missing data can be addressed using generative time-series models (Álvarez and Lawrence, 2011; Futoma et al., 2017; Mei and Eisner, 2017; Soleimani et al., 2017a) or data imputation (Che et al., 2018). Another approach concatenates time-stamp information to the input of an RNN (Choi et al., 2016; Lipton et al., 2016; Du et al., 2016; Li, 2017).

We present a continuous-time, generative approach to modeling time series. Our model represents each time series by a latent trajectory. Each trajectory is determined from a local initial state,  $\mathbf{z}_{t_0}$ , and a global set of latent dynamics shared across all time series. Given observation times  $t_0, t_1, \dots, t_N$  and an initial state  $\mathbf{z}_{t_0}$ , an ODE solver produces  $\mathbf{z}_{t_1}, \dots, \mathbf{z}_{t_N}$ , which describe the latent state at each observation. We define this generative model formally through a sampling procedure:

$$\mathbf{z}_{t_0} \sim p(\mathbf{z}_{t_0}) \quad (11)$$

$$\mathbf{z}_{t_1}, \mathbf{z}_{t_2}, \dots, \mathbf{z}_{t_N} = \text{ODESolve}(\mathbf{z}_{t_0}, f, \theta_f, t_0, \dots, t_N) \quad (12)$$

$$\text{each } \mathbf{x}_{t_i} \sim p(\mathbf{x}|\mathbf{z}_{t_i}, \theta_{\mathbf{x}}) \quad (13)$$

Function  $f$  is a time-invariant function that takes the value  $\mathbf{z}$  at the current time step and outputs the gradient:  $\partial \mathbf{z}(t)/\partial t = f(\mathbf{z}(t), \theta_f)$ . We parametrize this function using a neural net. Because  $f$  is time-invariant, given any latent state  $\mathbf{z}(t)$ , the entire latent trajectory is uniquely defined. Extrapolating this latent trajectory lets us make predictions arbitrarily far forwards or backwards in time.

**Training and Prediction** We can train this latent-variable model as a variational autoencoder (Kingma and Welling, 2014; Rezende et al., 2014), with sequence-valued observations. Our recognition net is an RNN, which consumes the data sequentially backwards in time, and outputs  $q_\phi(\mathbf{z}_0|\mathbf{x}_1, \mathbf{x}_2, \dots, \mathbf{x}_N)$ . A detailed algorithm can be found in Appendix D. Using ODEs as a

Animated Figures 4 and 5 available at: <http://www.cs.toronto.edu/~jessebett/nodes/>



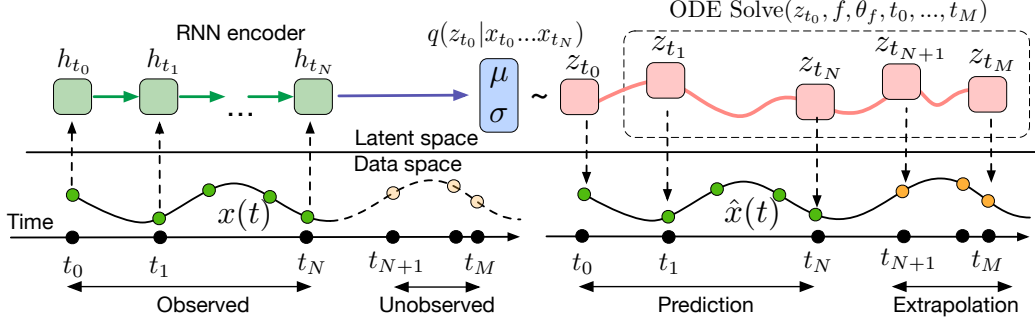


Figure 6: Computation graph of the latent ODE model.

generative model allows us to make predictions for arbitrary time points  $t_1 \dots t_M$  on a continuous timeline.

**Poisson Process likelihoods** The fact that an observation occurred often tells us something about the latent state. For example, a patient may be more likely to take a medical test if they are sick. The rate of events can be parameterized by a function of the latent state:  $p(\text{event at time } t | \mathbf{z}(t)) = \lambda(\mathbf{z}(t))$ . Given this rate function, the likelihood of a set of independent observation times in the interval  $[t_{\text{start}}, t_{\text{end}}]$  is given by an inhomogeneous Poisson process (Palm, 1943):

$$\log p(t_1 \dots t_N | t_{\text{start}}, t_{\text{end}}) = \sum_{i=1}^N \log \lambda(\mathbf{z}(t_i)) - \int_{t_{\text{start}}}^{t_{\text{end}}} \lambda(\mathbf{z}(t)) dt$$

We can parameterize  $\lambda(\cdot)$  using another neural network. Conveniently, we can evaluate both the latent trajectory and the Poisson process likelihood together in a single call to an ODE solver. Figure 7 shows the event rate learned by such a model on a toy dataset.

A Poisson process likelihood on observations can be combined with an event rate can easily be combined with a data likelihood to give a joint distribution over observations and their times.

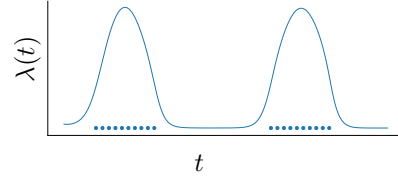


Figure 7: Fitting a latent ODE dynamics model with a Poisson process likelihood. Dots show event times. The line is the learned intensity  $\lambda(t)$  of the Poisson process.

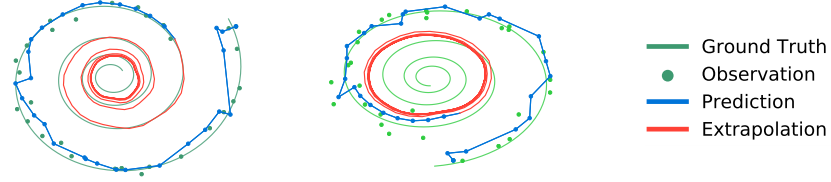
## 5.1 Time-series Latent ODE Experiments

We investigate the ability of the latent ODE model to fit and extrapolate time series. The recognition network is an RNN with 25 hidden units. We use a 4-dimensional latent space. We parameterize the dynamics function  $f$  with a one-hidden-layer network with 20 hidden units. The decoder computing  $p(x_{t_i} | \mathbf{z}_{t_i})$  is another neural network with one hidden layer with 20 hidden units. Our baseline was a recurrent neural net with 25 hidden units trained to minimize negative Gaussian log-likelihood. We trained a second version of this RNN whose inputs were concatenated with the time difference to the next observation to aid RNN with irregular observations.

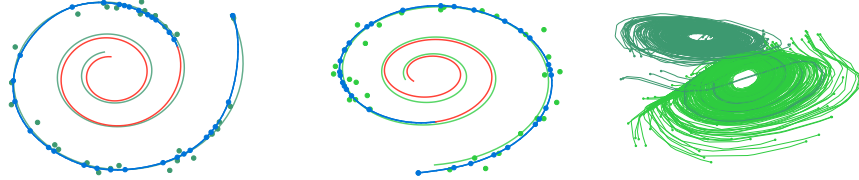
**Bi-directional spiral dataset** We generated a dataset of 1000 2-dimensional spirals, each starting at a different point, sampled at 100 equally-spaced timesteps. The dataset contains two types of spirals: half are clockwise while the other half counter-clockwise. To make the task more realistic, we add gaussian noise to the observations.

**Time series with irregular time points** To generate irregular timestamps, we randomly sample points from each trajectory without replacement ( $n = \{30, 50, 100\}$ ). We report predictive root-mean-squared error (RMSE) on 100 time points extending beyond those that were used for training. Table 2 shows that the latent ODE has substantially lower predictive RMSE.

Figure 8 shows examples of spiral reconstructions with 30 sub-sampled points. Reconstructions from the latent ODE were obtained by sampling from the posterior over latent trajectories and decoding it



(a) Recurrent Neural Network



(b) Latent Neural Ordinary Differential Equation

(c) Latent Trajectories

Figure 8: (a): Reconstruction and extrapolation of spirals with irregular time points by a recurrent neural network. (b): Reconstructions and extrapolations by a latent neural ODE. Blue curve shows model prediction. Red shows extrapolation. (c) A projection of inferred 4-dimensional latent ODE trajectories onto their first two dimensions. Color indicates the direction of the corresponding trajectory. The model has learned latent dynamics which distinguishes the two directions.



Figure 9: Data-space trajectories decoded from varying one dimension of  $\mathbf{z}_{t_0}$ . Color indicates progression through time, starting at purple and ending at red. Note that the trajectories on the left are counter-clockwise, while the trajectories on the right are clockwise.

to data-space. Examples with varying number of time points are shown in Appendix C. We observed that reconstructions and extrapolations are consistent with the ground truth regardless of number of observed points and despite the noise.

**Latent space interpolation** Figure 8c shows latent trajectories projected onto the first two dimensions of the latent space. The trajectories form two separate clusters of trajectories, one decoding to clockwise spirals, the other to counter-clockwise. Figure 9 shows that the latent trajectories change smoothly as a function of the initial point  $\mathbf{z}(t_0)$ , switching from a clockwise to a counter-clockwise spiral.

Table 2: Predictive RMSE on test set

# Observations	30/100	50/100	100/100
RNN	0.3937	0.3202	0.1813
Latent ODE	<b>0.1642</b>	<b>0.1502</b>	<b>0.1346</b>

## 6 Scope and Limitations

**Minibatching** Second, the use of mini-batches is less straightforward than for standard neural networks. One can still batch together evaluations through the ODE solver by concatenating the states of each batch element together, creating a combined ODE with dimension  $D \times K$ . In some cases, controlling error on all batch elements together might require evaluating the combined system  $K$  times more often than if each system was solved individually, leading to a more than  $\mathcal{O}(K)$  cost to evaluate  $K$  batch elements. However, in practice the number of evaluations did not increase substantially when using minibatches.



**Uniqueness** When do continuous dynamics have a unique solution? Picard’s existence theorem (Coddington and Levinson, 1955) states that the solution to an initial value problem exists and is unique if the differential equation is uniformly Lipschitz continuous in  $\mathbf{z}$  and continuous in  $t$ . This theorem holds for our model if the neural network has finite weights and uses Lipschitz nonlinearities, such as `tanh` or `relu`.

**Reversibility** Even if the forward trajectory is invertible in principle, in practice there will be three compounding sources of error in the gradient:

1. Numerical error introduced in the forward ODE solver;
2. Information lost due to multiple initial values mapping to the same final state; and
3. Numerical error introduced in the reverse ODE solver.

Error from 1 and 3 can be made as small as desired, at the cost of more computation. Error from 2 could be expected to be a problem if the system dynamics encoded optimization-like, convergent dynamics. Note that exactly convergent transformations are disallowed by Lipschitz dynamics. In our experiments we did not find this to be a practical problem, and we informally checked that reversing many layers of continuous normalizing flows recovered the initial Gaussian density.

If necessary, exact reversibility could be recovered by storing the initial state and solving the reverse pass as a boundary-value problem instead of as an initial-value problem. If truly convergent dynamics are required, replacing the ODE solver with a differentiable black-box optimizer, as in OptNet (Amos and Kolter, 2017), would be more appropriate.

## 7 Related Work

The interpretation of residual networks He et al. (2016) as approximate ODE solvers spurred research into exploiting reversibility and approximate computation in ResNets (Chang et al., 2017; Lu et al., 2017). We demonstrate these same properties in more generality by directly using an ODE solver.

**Adaptive computation** One can adapt computation time by training secondary neural networks to choose the number of evaluations of recurrent or residual networks (Graves, 2016; Jernite et al., 2016; Figurnov et al., 2017). However, this introduces overhead both at training and test time, and extra parameters that need to be fit. In contrast, ODE solvers offer well-studied, computationally cheap, and generalizable rules for adapting the amount of computation.

**Reversibility** Recent work developed reversible versions of residual networks (Gomez et al., 2017; Haber and Ruthotto, 2017; Chang et al., 2017), which gives the same memory savings as our approach. However, this method requires the use of restricted architectures which partition the hidden units. Our approach does not have these restrictions.

**Learning differential equations** Much recent work has proposed learning differential equations from data. One can train feed-forward or recurrent neural networks to approximate a differential equation (Raissi and Karniadakis, 2018; Raissi et al., 2018a; Long et al., 2017), with applications such as fluid simulation (Wiewel et al., 2018). There is also significant work on connecting Gaussian Processes (GPs) and ODE solvers (Schober et al., 2014). GPs have been adapted to fit differential equations (Raissi et al., 2018b) and can naturally model continuous-time effects and interventions (Soleimani et al., 2017b; Schulam and Sarria, 2017). Ryder et al. (2018) use stochastic variational inference to recover the solution of a given stochastic differential equation.

**Differentiating through ODE solvers** The `dolfin` library (Farrell et al., 2013) implements adjoint computation for general ODE and PDE solutions, but only by backpropagating through the individual operations of the forward solver. The `Stan` library (Carpenter et al., 2015) implements gradient estimation through ODE solutions using forward sensitivity analysis. However, forward sensitivity analysis is quadratic-time in the number of variables, whereas the adjoint sensitivity analysis is linear (Carpenter et al., 2015; Zhang and Sandu, 2014). Melicher et al. (2017) used the adjoint method to train bespoke latent dynamic models.

In contrast, by providing a generic vector-Jacobian product, we allow an ODE solver to be trained end-to-end with any other differentiable model components. We believe that the code provided in Appendix B is the first fully general implementation of memory-and-time efficient reverse mode automatic differentiation through ODE solutions.

## 8 Conclusion

We investigated the use of black-box ODE solvers as a model component, developing new models for time-series modeling, supervised learning, and density estimation. These models are evaluated adaptively, and allow explicit control of the tradeoff between computation speed and accuracy. Finally, we derived an instantaneous version of the change of variables formula, and developed continuous-time normalizing flows, which can scale to large layer sizes.

## 9 Acknowledgements

We thank Wenyi Wang and Geoff Roeder for help with proofs, and Daniel Duckworth, Ethan Fetaya, Hossein Soleimani, Eldad Haber, Ken Caluwaerts, and Daniel Flam-Shepherd for feedback on early drafts. We thank Chris Rackauckas, Dougal Maclaurin, and Matthew James Johnson for helpful discussions.

## References

- Mauricio A Álvarez and Neil D Lawrence. Computationally efficient convolved multiple output Gaussian processes. *Journal of Machine Learning Research*, 12(May):1459–1500, 2011.
- Brandon Amos and J Zico Kolter. OptNet: Differentiable optimization as a layer in neural networks. In *International Conference on Machine Learning*, pages 136–145, 2017.
- Rianne van den Berg, Leonard Hasenclever, Jakub M Tomczak, and Max Welling. Sylvester normalizing flows for variational inference. *arXiv preprint arXiv:1803.05649*, 2018.
- Bob Carpenter, Matthew D Hoffman, Marcus Brubaker, Daniel Lee, Peter Li, and Michael Betancourt. The Stan math library: Reverse-mode automatic differentiation in c++. *arXiv preprint arXiv:1509.07164*, 2015.
- Bo Chang, Lili Meng, Eldad Haber, Lars Ruthotto, David Begert, and Elliot Holtham. Reversible architectures for arbitrarily deep residual neural networks. *arXiv preprint arXiv:1709.03698*, 2017.
- Zhengping Che, Sanjay Purushotham, Kyunghyun Cho, David Sontag, and Yan Liu. Recurrent neural networks for multivariate time series with missing values. *Scientific Reports*, 8(1):6085, 2018. URL <https://doi.org/10.1038/s41598-018-24271-9>.
- Edward Choi, Mohammad Taha Bahadori, Andy Schuetz, Walter F. Stewart, and Jimeng Sun. Doctor AI: Predicting clinical events via recurrent neural networks. In *Proceedings of the 1st Machine Learning for Healthcare Conference*, volume 56 of *Proceedings of Machine Learning Research*, pages 301–318. PMLR, 18–19 Aug 2016. URL <http://proceedings.mlr.press/v56/Choi16.html>.
- Earl A Coddington and Norman Levinson. *Theory of ordinary differential equations*. Tata McGraw-Hill Education, 1955.
- Laurent Dinh, David Krueger, and Yoshua Bengio. NICE: Non-linear independent components estimation. *arXiv preprint arXiv:1410.8516*, 2014.
- Nan Du, Hanjun Dai, Rakshit Trivedi, Utkarsh Upadhyay, Manuel Gomez-Rodriguez, and Le Song. Recurrent marked temporal point processes: Embedding event history to vector. In *International Conference on Knowledge Discovery and Data Mining*, pages 1555–1564. ACM, 2016.
- Patrick Farrell, David Ham, Simon Funke, and Marie Rognes. Automated derivation of the adjoint of high-level transient finite element programs. *SIAM Journal on Scientific Computing*, 2013.

- Michael Figurnov, Maxwell D Collins, Yukun Zhu, Li Zhang, Jonathan Huang, Dmitry Vetrov, and Ruslan Salakhutdinov. Spatially adaptive computation time for residual networks. *arXiv preprint*, 2017.
- J. Futoma, S. Hariharan, and K. Heller. Learning to Detect Sepsis with a Multitask Gaussian Process RNN Classifier. *ArXiv e-prints*, 2017.
- Aidan N Gomez, Mengye Ren, Raquel Urtasun, and Roger B Grosse. The reversible residual network: Backpropagation without storing activations. In *Advances in Neural Information Processing Systems*, pages 2211–2221, 2017.
- Alex Graves. Adaptive computation time for recurrent neural networks. *arXiv preprint arXiv:1603.08983*, 2016.
- David Ha, Andrew Dai, and Quoc V Le. Hypernetworks. *arXiv preprint arXiv:1609.09106*, 2016.
- Eldad Haber and Lars Ruthotto. Stable architectures for deep neural networks. *Inverse Problems*, 34(1):014004, 2017.
- E. Hairer, S.P. Nørsett, and G. Wanner. *Solving Ordinary Differential Equations I – Nonstiff Problems*. Springer, 1987.
- Kaiming He, Xiangyu Zhang, Shaoqing Ren, and Jian Sun. Deep residual learning for image recognition. In *Proceedings of the IEEE conference on computer vision and pattern recognition*, pages 770–778, 2016.
- Geoffrey Hinton, Nitish Srivastava, and Kevin Swersky. Neural networks for machine learning lecture 6a overview of mini-batch gradient descent, 2012.
- Yacine Jernite, Edouard Grave, Armand Joulin, and Tomas Mikolov. Variable computation in recurrent neural networks. *arXiv preprint arXiv:1611.06188*, 2016.
- Diederik P Kingma and Jimmy Ba. Adam: A method for stochastic optimization. *arXiv preprint arXiv:1412.6980*, 2014.
- Diederik P. Kingma and Max Welling. Auto-encoding variational Bayes. *International Conference on Learning Representations*, 2014.
- Diederik P Kingma, Tim Salimans, Rafal Jozefowicz, Xi Chen, Ilya Sutskever, and Max Welling. Improved variational inference with inverse autoregressive flow. In *Advances in Neural Information Processing Systems*, pages 4743–4751, 2016.
- W. Kutta. Beitrag zur näherungsweise Integration totaler Differentialgleichungen. *Zeitschrift für Mathematik und Physik*, 46:435–453, 1901.
- Yann LeCun, Léon Bottou, Yoshua Bengio, and Patrick Haffner. Gradient-based learning applied to document recognition. *Proceedings of the IEEE*, 86(11):2278–2324, 1998.
- Yang Li. Time-dependent representation for neural event sequence prediction. *arXiv preprint arXiv:1708.00065*, 2017.
- Zachary C Lipton, David Kale, and Randall Wetzel. Directly modeling missing data in sequences with RNNs: Improved classification of clinical time series. In *Proceedings of the 1st Machine Learning for Healthcare Conference*, volume 56 of *Proceedings of Machine Learning Research*, pages 253–270. PMLR, 18–19 Aug 2016. URL <http://proceedings.mlr.press/v56/Lipton16.html>.
- Z. Long, Y. Lu, X. Ma, and B. Dong. PDE-Net: Learning PDEs from Data. *ArXiv e-prints*, 2017.
- Yiping Lu, Aoxiao Zhong, Quanzheng Li, and Bin Dong. Beyond finite layer neural networks: Bridging deep architectures and numerical differential equations. *arXiv preprint arXiv:1710.10121*, 2017.
- Dougal Maclaurin, David Duvenaud, and Ryan P Adams. Autograd: Reverse-mode differentiation of native Python. In *ICML workshop on Automatic Machine Learning*, 2015.

- Hongyuan Mei and Jason M Eisner. The neural Hawkes process: A neurally self-modulating multivariate point process. In *Advances in Neural Information Processing Systems*, pages 6757–6767, 2017.
- Valdemar Melicher, Tom Haber, and Wim Vanroose. Fast derivatives of likelihood functionals for ODE based models using adjoint-state method. *Computational Statistics*, 32(4):1621–1643, 2017.
- Conny Palm. Intensitätsschwankungen im fernsprecher. *Ericsson Technics*, 1943.
- M. Raissi and G. E. Karniadakis. Hidden physics models: Machine learning of nonlinear partial differential equations. *Journal of Computational Physics*, pages 125–141, 2018.
- Maziar Raissi, Paris Perdikaris, and George Em Karniadakis. Multistep neural networks for data-driven discovery of nonlinear dynamical systems. *arXiv preprint arXiv:1801.01236*, 2018a.
- Maziar Raissi, Paris Perdikaris, and George Em Karniadakis. Numerical Gaussian processes for time-dependent and nonlinear partial differential equations. *SIAM Journal on Scientific Computing*, 40(1):A172–A198, 2018b.
- Danilo J Rezende, Shakir Mohamed, and Daan Wierstra. Stochastic backpropagation and approximate inference in deep generative models. In *Proceedings of the 31st International Conference on Machine Learning*, pages 1278–1286, 2014.
- Danilo Jimenez Rezende and Shakir Mohamed. Variational inference with normalizing flows. *arXiv preprint arXiv:1505.05770*, 2015.
- C. Runge. Über die numerische Auflösung von Differentialgleichungen. *Mathematische Annalen*, 46: 167–178, 1895.
- Lars Ruthotto and Eldad Haber. Deep neural networks motivated by partial differential equations. *arXiv preprint arXiv:1804.04272*, 2018.
- T. Ryder, A. Golightly, A. S. McGough, and D. Prangle. Black-box Variational Inference for Stochastic Differential Equations. *ArXiv e-prints*, 2018.
- Michael Schober, David Duvenaud, and Philipp Hennig. Probabilistic ODE solvers with Runge-Kutta means. In *Advances in Neural Information Processing Systems* 25, 2014.
- Peter Schulam and Suchi Saria. What-if reasoning with counterfactual Gaussian processes. *arXiv preprint arXiv:1703.10651*, 2017.
- Hossein Soleimani, James Hensman, and Suchi Saria. Scalable joint models for reliable uncertainty-aware event prediction. *IEEE transactions on pattern analysis and machine intelligence*, 2017a.
- Hossein Soleimani, Adarsh Subbaswamy, and Suchi Saria. Treatment-response models for counterfactual reasoning with continuous-time, continuous-valued interventions. *arXiv preprint arXiv:1704.02038*, 2017b.
- Paul Stapor, Fabian Froehlich, and Jan Hasenauer. Optimization and uncertainty analysis of ODE models using second order adjoint sensitivity analysis. *bioRxiv*, page 272005, 2018.
- Jakub M Tomczak and Max Welling. Improving variational auto-encoders using Householder flow. *arXiv preprint arXiv:1611.09630*, 2016.
- Steffen Wiewel, Moritz Becher, and Nils Thuerey. Latent-space physics: Towards learning the temporal evolution of fluid flow. *arXiv preprint arXiv:1802.10123*, 2018.
- Hong Zhang and Adrian Sandu. Fatode: a library for forward, adjoint, and tangent linear integration of ODEs. *SIAM Journal on Scientific Computing*, 36(5):C504–C523, 2014.

## Appendix A Proof of the Instantaneous Change of Variables Theorem

**Theorem** (Instantaneous Change of Variables). *Let  $\mathbf{z}(t)$  be a finite continuous random variable with probability  $p(\mathbf{z}(t))$  dependent on time. Let  $\frac{d\mathbf{z}}{dt} = f(\mathbf{z}(t), t)$  be a differential equation describing a continuous-in-time transformation of  $\mathbf{z}(t)$ . Assuming that  $f$  is uniformly Lipschitz continuous in  $\mathbf{z}$  and continuous in  $t$ , then the change in log probability also follows a differential equation:*

$$\frac{\partial \log p(\mathbf{z}(t))}{\partial t} = -\text{tr} \left( \frac{df}{d\mathbf{z}}(t) \right)$$

*Proof.* To prove this theorem, we take the infinitesimal limit of finite changes of  $\log p(\mathbf{z}(t))$  through time. First we denote the transformation of  $\mathbf{z}$  over an  $\varepsilon$  change in time as

$$\mathbf{z}(t + \varepsilon) = T_\varepsilon(\mathbf{z}(t)) \quad (14)$$

We assume that  $f$  is Lipschitz continuous in  $\mathbf{z}(t)$  and continuous in  $t$ , so every initial value problem has a unique solution by Picard's existence theorem. We also assume  $\mathbf{z}(t)$  is bounded. These conditions imply that  $f$ ,  $T_\varepsilon$ , and  $\frac{\partial}{\partial \mathbf{z}} T_\varepsilon$  are all bounded. In the following, we use these conditions to exchange limits and products.

We can write the differential equation  $\frac{\partial \log p(\mathbf{z}(t))}{\partial t}$  using the discrete change of variables formula, and the definition of the derivative:

$$\frac{\partial \log p(\mathbf{z}(t))}{\partial t} = \lim_{\varepsilon \rightarrow 0^+} \frac{\log p(\mathbf{z}(t)) - \log |\det \frac{\partial}{\partial \mathbf{z}} T_\varepsilon(\mathbf{z}(t))| - \log p(\mathbf{z}(t))}{\varepsilon} \quad (15)$$

$$= - \lim_{\varepsilon \rightarrow 0^+} \frac{\log |\det \frac{\partial}{\partial \mathbf{z}} T_\varepsilon(\mathbf{z}(t))|}{\varepsilon} \quad (16)$$

$$= - \lim_{\varepsilon \rightarrow 0^+} \frac{\frac{\partial}{\partial \varepsilon} \log |\det \frac{\partial}{\partial \mathbf{z}} T_\varepsilon(\mathbf{z}(t))|}{\frac{\partial}{\partial \varepsilon} \varepsilon} \quad (\text{by L'Hôpital's rule}) \quad (17)$$

$$= - \lim_{\varepsilon \rightarrow 0^+} \frac{\frac{\partial}{\partial \varepsilon} |\det \frac{\partial}{\partial \mathbf{z}} T_\varepsilon(\mathbf{z}(t))|}{|\det \frac{\partial}{\partial \mathbf{z}} T_\varepsilon(\mathbf{z}(t))|} \quad \left( \left. \frac{\partial \log(\mathbf{z})}{\partial \mathbf{z}} \right|_{\mathbf{z}=\mathbf{1}} = 1 \right) \quad (18)$$

$$= - \underbrace{\left( \lim_{\varepsilon \rightarrow 0^+} \frac{\partial}{\partial \varepsilon} \left| \det \frac{\partial}{\partial \mathbf{z}} T_\varepsilon(\mathbf{z}(t)) \right| \right)}_{\text{bounded}} \underbrace{\left( \lim_{\varepsilon \rightarrow 0^+} \frac{1}{|\det \frac{\partial}{\partial \mathbf{z}} T_\varepsilon(\mathbf{z}(t))|} \right)}_{=1} \quad (19)$$

$$= - \lim_{\varepsilon \rightarrow 0^+} \frac{\partial}{\partial \varepsilon} \left| \det \frac{\partial}{\partial \mathbf{z}} T_\varepsilon(\mathbf{z}(t)) \right| \quad (20)$$

The derivative of the determinant can be expressed using Jacobi's formula, which gives

$$\frac{\partial \log p(\mathbf{z}(t))}{\partial t} = - \lim_{\varepsilon \rightarrow 0^+} \text{tr} \left( \text{adj} \left( \frac{\partial}{\partial \mathbf{z}} T_\varepsilon(\mathbf{z}(t)) \right) \frac{\partial}{\partial \varepsilon} \frac{\partial}{\partial \mathbf{z}} T_\varepsilon(\mathbf{z}(t)) \right) \quad (21)$$

$$= - \text{tr} \left( \underbrace{\left( \lim_{\varepsilon \rightarrow 0^+} \text{adj} \left( \frac{\partial}{\partial \mathbf{z}} T_\varepsilon(\mathbf{z}(t)) \right) \right)}_{=I} \left( \lim_{\varepsilon \rightarrow 0^+} \frac{\partial}{\partial \varepsilon} \frac{\partial}{\partial \mathbf{z}} T_\varepsilon(\mathbf{z}(t)) \right) \right) \quad (22)$$

$$= - \text{tr} \left( \lim_{\varepsilon \rightarrow 0^+} \frac{\partial}{\partial \varepsilon} \frac{\partial}{\partial \mathbf{z}} T_\varepsilon(\mathbf{z}(t)) \right) \quad (23)$$

Substituting  $T_\varepsilon$  with its Taylor series expansion and taking the limit, we complete the proof.

$$\frac{\partial \log p(\mathbf{z}(t))}{\partial t} = - \text{tr} \left( \lim_{\varepsilon \rightarrow 0^+} \frac{\partial}{\partial \varepsilon} \frac{\partial}{\partial \mathbf{z}} (\mathbf{z} + \varepsilon f(\mathbf{z}(t), t) + \mathcal{O}(\varepsilon^2) + \mathcal{O}(\varepsilon^3) + \dots) \right) \quad (24)$$

$$= - \text{tr} \left( \lim_{\varepsilon \rightarrow 0^+} \frac{\partial}{\partial \varepsilon} \left( I + \frac{\partial}{\partial \mathbf{z}} \varepsilon f(\mathbf{z}(t), t) + \mathcal{O}(\varepsilon^2) + \mathcal{O}(\varepsilon^3) + \dots \right) \right) \quad (25)$$

$$= - \text{tr} \left( \lim_{\varepsilon \rightarrow 0^+} \left( \frac{\partial}{\partial \mathbf{z}} f(\mathbf{z}(t), t) + \mathcal{O}(\varepsilon) + \mathcal{O}(\varepsilon^2) + \dots \right) \right) \quad (26)$$

$$= - \text{tr} \left( \frac{\partial}{\partial \mathbf{z}} f(\mathbf{z}(t), t) \right) \quad (27)$$

□

**Continuous Planar Flows** Let  $f(\mathbf{z}) = uh(w^{\mathbf{z}} + b)$ , then  $\frac{\partial f}{\partial \mathbf{z}} = u \frac{\partial h}{\partial \mathbf{z}}^{\top}$ . Since the trace of an outer product is the inner product, we have

$$\frac{\partial \log p(\mathbf{z})}{\partial t} = -\text{tr} \left( u \frac{\partial h}{\partial \mathbf{z}}^{\top} \right) = -u^{\top} \frac{\partial h}{\partial \mathbf{z}} \quad (28)$$

**Continuous Hamiltonian Flows** The continuous analog of NICE (Dinh et al., 2014) is a Hamiltonian flow, which splits the data into two equal partitions and is a volume-preserving transformation, implying that  $\frac{\partial \log p(\mathbf{z})}{\partial t} = 0$ . We can verify this. Let

$$\begin{bmatrix} \frac{d\mathbf{z}_{1:d}}{dt} \\ \frac{d\mathbf{z}_{d+1:D}}{dt} \end{bmatrix} = \begin{bmatrix} f(\mathbf{z}_{d+1:D}) \\ g(\mathbf{z}_{1:d}) \end{bmatrix} \quad (29)$$

Then because the Jacobian is all zeros on its diagonal, the trace is zero.

## Appendix B Autograd Implementation

```
import scipy.integrate

import autograd.numpy as np
from autograd.extend import primitive, defvjp_argnums
from autograd import make_vjp
from autograd.misc import flatten
from autograd.builtins import tuple

odeint = primitive(scipy.integrate.odeint)

def grad_odeint_all(yt, func, y0, t, func_args, **kwargs):
    # Extended from "Scalable Inference of Ordinary Differential
    # Equation Models of Biochemical Processes", Sec. 2.4.2
    # Fabian Froehlich, Carolin Loos, Jan Hasenauer, 2017
    # https://arxiv.org/pdf/1711.08079.pdf

    T, D = np.shape(yt)
    flat_args, unflatten = flatten(func_args)

    def flat_func(y, t, flat_args):
        return func(y, t, *unflatten(flat_args))

    def unpack(x):
        # y, vjp_y, vjp_t, vjp_args
        return x[0:D], x[D:2 * D], x[2 * D], x[2 * D + 1:]

    def augmented_dynamics(augmented_state, t, flat_args):
        # Original system augmented with vjp_y, vjp_t and vjp_args.
        y, vjp_y, _, _ = unpack(augmented_state)
        vjp_all, dy_dt = make_vjp(flat_func, argnum=(0, 1, 2))(y, t, flat_args)
        vjp_y, vjp_t, vjp_args = vjp_all(-vjp_y)
        return np.hstack((dy_dt, vjp_y, vjp_t, vjp_args))

    def vjp_all(g, **kwargs):
        vjp_y = g[-1, :]
        vjp_t0 = 0
        time_vjp_list = []
        vjp_args = np.zeros(np.size(flat_args))

        for i in range(T - 1, 0, -1):
            # Compute effect of moving current time.
            vjp_cur_t = np.dot(func(yt[i, :], t[i], *func_args), g[i, :])
            time_vjp_list.append(vjp_cur_t)
            vjp_t0 = vjp_t0 - vjp_cur_t
```



```

# Run augmented system backwards to the previous observation.
aug_y0 = np.hstack((yt[i, :], vjp_y, vjp_t0, vjp_args))
aug_ans = odeint(augmented_dynamics, aug_y0,
                 np.array([t[i], t[i - 1]]), tuple((flat_args,)), **kwargs)
_, vjp_y, vjp_t0, vjp_args = unpack(aug_ans[1])

# Add gradient from current output.
vjp_y = vjp_y + g[i - 1, :]

time_vjp_list.append(vjp_t0)
vjp_times = np.hstack(time_vjp_list)[::-1]

return None, vjp_y, vjp_times, unflatten(vjp_args)
return vjp_all

def grad_argnums_wrapper(all_vjp_builder):
    # A generic autograd helper function. Takes a function that
    # builds vjps for all arguments, and wraps it to return only required vjps.
    def build_selected_vjps(argnums, ans, combined_args, kwargs):
        vjp_func = all_vjp_builder(ans, *combined_args, **kwargs)
        def chosen_vjps(g):
            # Return whichever vjps were asked for.
            all_vjps = vjp_func(g)
            return [all_vjps[argnum] for argnum in argnums]
        return chosen_vjps
    return build_selected_vjps

def vjp_argnums(odeint, grad_argnums_wrapper(grad_odeint_all))

```

## Appendix C Extra Figures

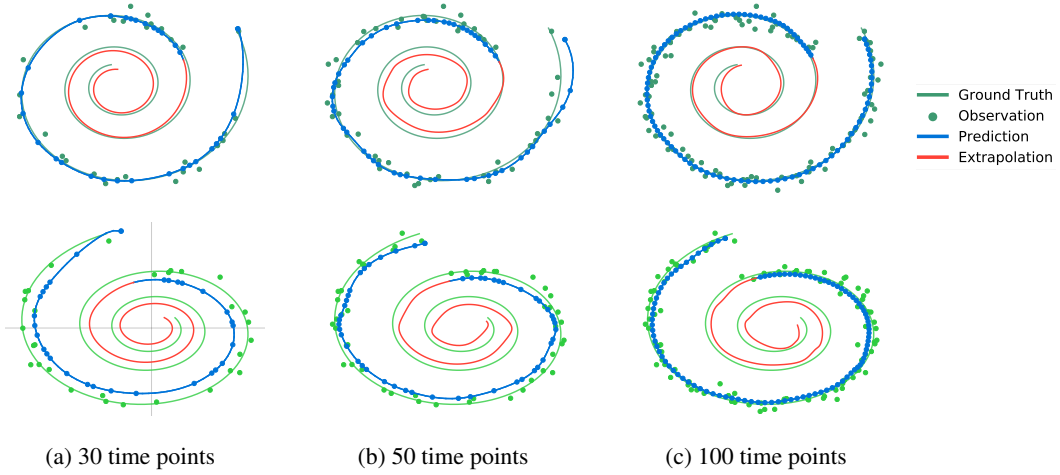


Figure 10: Spiral reconstructions using a latent ODE with a variable number of noisy observations.

## Appendix D Algorithm for training the latent ODE model

To obtain the latent representation  $\mathbf{z}_{t_0}$ , we traverse the sequence using RNN and obtain parameters of distribution  $q(\mathbf{z}_{t_0} | \{\mathbf{x}_{t_i}, t_i\}_i, \theta_{enc})$ . The algorithm is the following:

1. Run an RNN encoder through the time series and infer the parameters for the a posterior over  $\mathbf{z}_{t_0}$ :

$$q(\mathbf{z}_{t_0} | \{\mathbf{x}_{t_i}, t_i\}_i, \phi) = \mathcal{N}(\mathbf{z}_{t_0} | \mu_{\mathbf{z}_{t_0}}, \sigma_{\mathbf{z}_0}), \quad (30)$$

where  $\mu_{\mathbf{z}_0}, \sigma_{\mathbf{z}_0}$  comes from hidden state of  $\text{RNN}(\{\mathbf{x}_{t_i}, t_i\}_i, \phi)$

2. Sample  $\mathbf{z}_{t_0} \sim q(\mathbf{z}_{t_0} | \{\mathbf{x}_{t_i}, t_i\}_i)$
3. Obtain  $\mathbf{z}_{t_1}, \mathbf{z}_{t_2}, \dots, \mathbf{z}_{t_M}$  by solving ODE  $\text{ODESolve}(\mathbf{z}_{t_0}, f, \theta_f, t_0, \dots, t_M)$ , where  $f$  is the function defining the gradient  $d\mathbf{z}/dt$  as a function of  $\mathbf{z}$
4. Maximize  $\text{ELBO} = \sum_{i=1}^M \log p(\mathbf{x}_{t_i} | \mathbf{z}_{t_i}, \theta_{\mathbf{x}}) + \log p(\mathbf{z}_{t_0}) - \log q(\mathbf{z}_{t_0} | \{\mathbf{x}_{t_i}, t_i\}_i, \phi)$ , where  $p(\mathbf{z}_{t_0}) = \mathcal{N}(0, 1)$

## Appendix E Derivations of The Adjoint Sensitivity Method

Here we describe the adjoint sensitivity method, which allows one to efficiently compute the gradients through ODE solution. Consider a problem of optimizing the loss  $L(\mathbf{z}, \theta)$  that depends on the solution of ODE  $\mathbf{z}$ . We want to find the gradients wrt parameters  $\theta$ . For simplicity of notation we formulate the problem on the time interval  $[0, T]$ , can be easily generalized to interval  $[t_0, t_1]$ .

Consider function  $l(\mathbf{z}, \theta, t)$  s.t. our loss function  $L$  can be represented as follows:  $L(\mathbf{z}, \theta) = \int_0^T l(\mathbf{z}, \theta, t) dt$ . Function  $l(\mathbf{z}, \theta, t)$  is implicitly defined.

We can formally define the problem as follows:

$$\min_{\theta} L(\mathbf{z}, \theta), \text{ where } L(\mathbf{z}, \theta) = \int_0^T l(\mathbf{z}, \theta, t) dt \quad (31)$$

given an ODE system

$$\begin{cases} \dot{\mathbf{z}} = f(\mathbf{z}, t, \theta) \\ \mathbf{z}(0) = g(\theta) \end{cases} \quad (32)$$

where  $\mathbf{z}(t)$  is a function of  $t$ . For the sake of shorter notation, we use the notation  $\dot{\mathbf{z}}$  to denote the derivative wrt time  $\frac{d\mathbf{z}}{dt}$ . Note that  $\mathbf{z}$  implicitly depends on  $\theta$ .

We wish to compute the derivative of  $L$  with respect to  $\theta$ :

$$\frac{dL}{d\theta} = \int_0^T \left[ \frac{\partial l}{\partial \mathbf{z}} \frac{d\mathbf{z}}{d\theta} + \frac{\partial l}{\partial \theta} \right] dt \quad (33)$$

The system of equations (31) (32) can be re-written as an unconstrained optimization problem using Lagrangian multipliers  $a$  and  $\mu$ , where  $a$  is a function over time. We introduce a new loss  $\mathcal{J}$ :

$$\mathcal{J} \equiv \int_0^T \left[ l(\mathbf{z}, \theta, t) + a(t)^\top (\dot{\mathbf{z}} - f(\mathbf{z}, t, \theta)) \right] dt + \mu(t)^\top (\mathbf{z}(0) - g(\theta)) \Big|_{t=0} \quad (34)$$

Now we want to take derivative over  $\theta$ . Note that  $\frac{d\mathcal{J}}{d\theta} = \frac{dL}{d\theta}$ .

First, let's differentiate  $\dot{\mathbf{z}} - f(\mathbf{z}, t, \theta)$  by  $\theta$ . Note that  $\dot{\mathbf{z}}$ ,  $\mathbf{z}$  and function  $h$  itself depend on  $\theta$ :

$$\frac{d(\dot{\mathbf{z}} - f(\mathbf{z}, t, \theta))}{d\theta} = \frac{d\dot{\mathbf{z}}}{d\theta} - \frac{\partial h}{\partial \mathbf{z}} \frac{d\mathbf{z}}{d\theta} - \frac{\partial h}{\partial \theta} \quad (35)$$

Now let's differentiate  $(\mathbf{z}(0) - g(\theta))$  by  $\theta$ . Note that  $\mathbf{z}(0)$  implicitly depends on  $\theta$ .

$$\frac{d(\mathbf{z}(0) - g(\theta))}{d\theta} = \frac{d\mathbf{z}(0)}{d\theta} - \frac{dg}{d\theta} \quad (36)$$

Finally, compute  $\frac{d\mathcal{J}}{d\theta}$ :

$$\frac{d\mathcal{J}}{d\theta} = \int_0^T \left[ \frac{\partial l}{\partial \mathbf{z}} \frac{d\mathbf{z}}{d\theta} + \frac{\partial l}{\partial \theta} + a(t)^\top \left( \frac{d\dot{\mathbf{z}}}{d\theta} - \frac{\partial h}{\partial \mathbf{z}} \frac{d\mathbf{z}}{d\theta} - \frac{\partial h}{\partial \theta} \right) \right] dt + \mu(t)^\top \left( \frac{d\mathbf{z}(0)}{d\theta} - \frac{dg}{d\theta} \right) \Big|_{t=0} \quad (37)$$

To compute  $\int_0^T a(t)^\top \frac{d\dot{\mathbf{z}}}{d\theta} dt$ , differentiate by parts. Recall that  $a$  is also a function of  $t$ .

$$\int_0^T a(t)^\top \frac{d\dot{\mathbf{z}}}{d\theta} dt = a(t)^\top \frac{d\mathbf{z}}{d\theta} \Big|_{t=0} - \int_0^T \dot{a}(t)^\top \frac{d\mathbf{z}}{d\theta} dt \quad (38)$$

$$\frac{d\mathcal{J}}{d\theta} = \int_0^T \left[ \frac{\partial l}{\partial \mathbf{z}} \frac{d\mathbf{z}}{d\theta} + \frac{\partial l}{\partial \theta} - \dot{a}(t)^\top \frac{d\mathbf{z}}{d\theta} + a(t)^\top \left( -\frac{\partial h}{\partial \mathbf{z}} \frac{d\mathbf{z}}{d\theta} - \frac{\partial h}{\partial \theta} \right) \right] dt \quad (39)$$

$$+ \mu(t)^\top \left( \frac{d\mathbf{z}(0)}{d\theta} - \frac{dg}{d\theta} \right) \Big|_{t=0} + a(t)^\top \frac{d\mathbf{z}}{d\theta} \Big|_{t=0} \quad (40)$$

Grouping the terms by  $\frac{d\mathbf{z}}{d\theta}$  and  $\frac{d\mathbf{z}(0)}{d\theta}$ :

$$\frac{d\mathcal{J}}{d\theta} = \int_0^T \left[ \frac{d\mathbf{z}}{d\theta} \left( \frac{\partial l}{\partial \mathbf{z}} - \dot{a}(t) - a(t)^\top \frac{\partial h}{\partial \mathbf{z}} \right) + \frac{\partial l}{\partial \theta} - a(t)^\top \frac{\partial h}{\partial \theta} \right] dt \quad (41)$$

$$+ \left( \mu(t)^\top - a(t)^\top \right) \frac{d\mathbf{z}}{d\theta} \Big|_{t=0} + a(t)^\top \frac{d\mathbf{z}}{d\theta} \Big|_{t=T} - \mu(t)^\top \frac{dg}{d\theta} \Big|_{t=0} \quad (42)$$

It is difficult to calculate  $\frac{d\mathbf{z}(T)}{d\theta}$ . As we are free to choose  $a(t)$  and  $\mu(t)$ , set  $a(T) = 0$  and  $\mu(t) = a(t)$ . This allows us to remove  $(\mu(t)^\top - a(t)^\top) \frac{d\mathbf{z}}{d\theta} \Big|_0 + a(t)^\top \frac{d\mathbf{z}}{d\theta} \Big|_T$  term.

We can also choose  $a(t)$  s.t. the term at  $\frac{d\mathbf{z}}{d\theta}$  equals zero:

$$\frac{\partial l}{\partial \mathbf{z}} - \dot{a}(t) - a(t)^\top \frac{\partial h}{\partial \mathbf{z}} = 0 \quad (43)$$

(recall that  $\frac{dL}{d\theta} = \frac{d\mathcal{J}}{d\theta}$ )

$$\frac{dL}{d\theta} = \frac{d\mathcal{J}}{d\theta} = \int_0^T \left[ \frac{\partial l}{\partial \theta} - a(t)^\top \frac{\partial h}{\partial \theta} \right] dt - a(t)^\top \frac{dg}{d\theta} \Big|_{t=0} = \frac{\partial L}{\partial \theta} - \int_0^T a(t)^\top \frac{\partial h}{\partial \theta} dt - a(t)^\top \frac{dg}{d\theta} \Big|_{t=0} \quad (44)$$

Here  $\frac{\partial L}{\partial \theta}$  is the *partial* derivative of  $L$  wrt  $\theta$ , which is a derivative of direct dependency of  $L$  and  $\theta$ . Through of adjoint method we have computed  $\frac{dL}{d\theta}$ , a *full* derivative which includes a dependency of  $L$  and  $\theta$  through other variables, such as  $\mathbf{z}(t)$ .

The adjoint ODE:

$$\begin{cases} -\dot{a}(t) - a(t)^\top \frac{\partial h}{\partial \mathbf{z}} + \frac{\partial l}{\partial \mathbf{z}} = 0 \\ a(T) = 0 \end{cases} \quad (45)$$

**Algorithm for computing the gradient  $\frac{dL}{d\theta}$ :**

1) Solve ODE for  $\mathbf{z}$  from  $t = 0$  to  $T$ :

$$\begin{cases} \dot{\mathbf{z}} = f(\mathbf{z}, t, \theta) \\ \mathbf{z}(0) = g(\theta) \end{cases} \quad (46)$$

2) Solve an adjoint ODE for  $a$  from  $t = T$  to  $0$ :

$$\begin{cases} -\dot{a}(t) - a(t)^\top \frac{\partial h}{\partial \mathbf{z}} + \frac{\partial l}{\partial \mathbf{z}} = 0 \\ a(T) = 0 \end{cases} \quad (47)$$

3) Compute

$$\frac{dL}{d\theta} = \frac{\partial L}{\partial \theta} - \int_0^T a(t)^\top \frac{\partial h}{\partial \theta} dt - a(0)^\top \frac{dg}{d\theta} \quad (48)$$

Note that in equation 47 contains  $\frac{\partial l}{\partial \mathbf{z}}$ . Although we can compute  $L(\mathbf{z}, \theta)$  (which is a loss function), the function  $l(\mathbf{z}, \theta, t)$  is unknown.

In this case, we can use the following algorithm to solve the adjoint system:

**Algorithm if  $l(\mathbf{z}, \theta, t)$  is unknown**

1) Set end value for adjoint state  $a(T) = 0$

2) for  $i = T$  to  $1$  do:

a) Compute the end value of  $a_{t_i}$ :

$$a_{t_i} = \lim_{t \rightarrow t_i^+} a(t) + \frac{\partial L}{\partial \mathbf{z}} \quad (49)$$

b) Solve adjoint system backwards on time interval  $[t_i, t_{i-1}]$ :

$$\begin{cases} \dot{a}(t) = -a(t)^\top \frac{\partial h}{\partial \mathbf{z}} \\ a(t_i) = a_{t_i} \end{cases} \quad (50)$$

3) Compute gradient  $\frac{dL}{d\theta}$  as in equation 48

### E.1 Interpretation of $a(t)$

Here we provide an interpretation of the adjoint state  $a(t)$ . Consider the gradient of the loss w.r.t. the solution of an ODE  $\frac{dL}{dz(t)}$ .

$$L(\mathbf{z}, \theta)|_t = \int_0^T l(\mathbf{z}, \theta, t') dt' \quad (51)$$

We can make the same calculations as with  $\theta$  and obtain the equation similar to 44.

$$\frac{dL}{d\mathbf{z}} = \int_0^T \left[ \frac{\partial l}{\partial \mathbf{z}} - a(t')^\top \frac{\partial h}{\partial \mathbf{z}} \right] dt' \quad (52)$$

We will define the gradients wrt to  $\mathbf{z}$  at some arbitrary time point  $t$  in  $[0, T]$  as follows:

$$\frac{dL}{d\mathbf{z}(t)} = \int_t^T \left[ \frac{\partial l}{\partial \mathbf{z}} - a(t')^\top \frac{\partial h}{\partial \mathbf{z}} \right] dt' \quad (53)$$

Notice that the expression under the integral is the same as in the adjoint ODE (eq. 45). Using  $\dot{a}(t) = \frac{\partial l}{\partial \mathbf{z}} - a(t)^\top \frac{\partial h}{\partial \mathbf{z}}$  and  $a(T) = 0$ :

$$\frac{dL}{d\mathbf{z}(t)} = \int_t^T \dot{a}(t') dt' = \int_t^T \frac{da(t')}{dt'} dt' = \int_t^T da(t') = a(T) - a(t) = -a(t) \quad (54)$$

Thus, we have obtained an interpretation of the adjoint term  $a(t) = -\frac{dL}{d\mathbf{z}(t)}$ , where  $\frac{dL}{d\mathbf{z}(t)}$  is defined as in 53.

### E.2 Gradients wrt $\mathbf{z}(0)$

Consider a loss  $L(\mathbf{z}, \theta)$  that depends on  $\mathbf{z}(t_0), \mathbf{z}(t_1) \dots \mathbf{z}(t_T)$ . The derivative  $\frac{\partial L}{\partial \mathbf{z}(t_{i-1})}$  is the *partial* derivative of  $L$  wrt  $\mathbf{z}(t_{i-1})$ , which can be easily computed. We aim to compute a *full* derivative  $\frac{dL}{d\mathbf{z}(t_{i-1})}$  through the adjoint method.

**Algorithm:**

$$1) a_T = \frac{dL}{d\mathbf{z}(T)}$$

2) For  $i$  in  $T$  to 1: Solve backwards on  $[t_i, t_{i-1}]$  to obtain  $a_{t_{i-1}} = a(t_{i-1})$  (same as 50):

$$\begin{cases} \dot{a}(t) = -\frac{\partial h}{\partial \mathbf{z}} a(t) \\ a(t_i) = a_{t_i} \end{cases} \quad (55)$$

$$a_{t_{i-1}} := a_{t_{i-1}} + \frac{\partial L}{\partial \mathbf{z}(t_{i-1})} \text{ (as in equation 49)}$$

$$3) \text{ Return } a(t_0) = \frac{dL}{d\mathbf{z}(0)}$$

### E.3 Gradients wrt theta

To compute gradients wrt parameters  $\theta$ , recall equation 48:

$$\frac{dL}{d\theta} = \frac{\partial L}{\partial \theta} - \int_0^T a(t)^\top \frac{\partial h}{\partial \theta} dt - a(0)^\top \frac{dg}{d\theta} \quad (56)$$

Note that it is straightforward to compute  $\frac{\partial L}{\partial \theta}$  and  $\frac{dg}{d\theta}$ . To compute  $-\int_0^T a(t)^\top \frac{\partial h}{\partial \theta} dt$  we introduce an additional variable  $\psi(t) = -\int_t^T a(t')^\top \frac{\partial h}{\partial \theta} dt'$  and use ODE solver to get the value of  $\psi(0)$ .

**Algorithm:**

$$1) a_T = \frac{dL}{d\mathbf{z}(T)}$$

$$\psi_T = [0]$$

2) For  $i$  in  $T$  to 1:

Solve backwards on  $[t_i, t_{i-1}]$  to obtain  $a_{t_{i-1}}$  and  $\psi_{t_{i-1}}$ .

$$\begin{cases} \dot{a}(t) = -\frac{\partial h}{\partial \mathbf{z}} a(t) \\ \dot{\psi}(t) = -a(t)^\top \frac{\partial h}{\partial \theta} \\ a(t_i) = a_{t_i} \\ \psi(t_i) = \psi_{t_i} \end{cases} \quad (57)$$

$$\begin{cases} \dot{\psi}(t) = -\frac{\partial h}{\partial \theta} a(t) \\ \psi(t_i) = \psi_{t_i} \end{cases} \quad (58)$$

$$a_{t_{i-1}} := a_{t_i} + \frac{\partial L}{\partial \mathbf{z}(t_{i-1})} \text{ (as in equation 49)}$$

3) Return  $\psi_0$

#### E.4 Gradients w.r.t. $\mathbf{t}$

To get the gradients over time  $t$ , we will reparametrize  $t \in [t_0; t_T]$  to be a non-decreasing function  $t(s)$  of parameter  $s \in [0, T]$ , s.t.  $t(0) = t_0; t(T) = t_T$ . The optimization problem becomes the following:

$$\min_{\theta} L(\mathbf{z}, \theta) = \int_0^T l(\mathbf{z}(t(s)), \theta, t(s)) ds \quad (59)$$

$$\begin{cases} \dot{\mathbf{z}} = f(\mathbf{z}, t, \theta) \\ \mathbf{z}(t(0)) = g(\theta) \end{cases} \quad (60)$$

Now we can compute the gradients over  $\mathbf{t}$  similarly to the previous sections:

$$\frac{dL}{dt} = \int_0^T \left[ \frac{\partial l}{\partial \mathbf{z}} \frac{d\mathbf{z}}{dt} + \frac{\partial l}{\partial t} \right] ds \quad (61)$$

We introduce Langrange multipliers  $a(s)$  and  $\mu(s)$

$$L = \int_0^T [l(\mathbf{z}(t(s)), \theta, t(s)) + a(s)(\dot{\mathbf{z}} - f(\mathbf{z}, t, \theta))] ds + \mu(s)(\mathbf{z}(0) - g(\theta))|_{s=0} \quad (62)$$

As before, we take the gradient of  $L$  wrt to  $\mathbf{t}$  and set  $\mu(s) = a(s)$  and  $a(T) = 0$ . Also  $\frac{da}{dt} = 0$  as  $g(\theta)$  is independent of  $\mathbf{t}$ .

$$\frac{dL}{dt} = \int_0^T \left[ \frac{d\mathbf{z}}{dt} \left( \frac{\partial l}{\partial \mathbf{z}} - \dot{a}(s) - a(s)^\top \frac{\partial h}{\partial \mathbf{z}} \right) + \frac{\partial l}{\partial t} - a(s)^\top \frac{\partial h}{\partial t} \right] ds \quad (63)$$

We can choose  $a(s)$  s.t. the term at  $\frac{d\mathbf{z}}{dt}$  equals zero:

$$\frac{\partial l}{\partial \mathbf{z}} - \dot{a}(s) - a(s)^\top \frac{\partial h}{\partial \mathbf{z}} = 0 \quad (64)$$

$$\frac{dL}{dt} = \int_0^T \left[ \frac{\partial l}{\partial t} - a(s)^\top \frac{\partial h}{\partial t} \right] ds \quad (65)$$

#### Algorithm:

$$1) a_T = \frac{dL}{d\mathbf{z}(T)}$$

$$xi_T = [0]$$

2) For  $i$  in  $T$  to 1:

Solve backwards on  $[t_i, t_{i-1}]$  to obtain  $a_{t_{i-1}}$  and  $\xi_{t_{i-1}}$ .

$$\begin{cases} \dot{a}(t) = -\frac{\partial h}{\partial \mathbf{z}} a(t) \\ a(t_i) = a_{t_i} \end{cases} \quad (66)$$

$$\begin{cases} \dot{\xi}(t) = -\frac{\partial h}{\partial t} a(t) \\ \xi(t_i) = \xi_{t_i} - \frac{\partial L}{\partial \mathbf{z}(t_i)} \frac{d\mathbf{z}}{dt} \Big|_{t_i} \end{cases} \quad (67)$$

$$a_{t_{i-1}} := a_{t_i} + \frac{\partial L}{\partial \mathbf{z}(t_{i-1})} \text{ (as in equation 49)}$$

3) Return  $\xi_0$