

High-dimensional neutrino masses

Gaetana Anamiati,^{1,*} Oscar Castillo-Felisola,^{2,3,†} Renato M. Fonseca,^{4,‡} J. C. Helo,^{5,3,§} and M. Hirsch^{1,¶}

¹*AHEP Group, Instituto de Física Corpuscular – C.S.I.C./Universitat de València
Edificio de Institutos de Paterna, Apartado 22085, E-46071 València, Spain*

²*Universidad Técnica Federico Santa María,
Casilla 110-V, Valparaíso, Chile*

³*Centro-Científico-Tecnológico de Valparaíso,
Casilla 110-V, Valparaíso, Chile*

⁴*Institute of Particle and Nuclear Physics
Faculty of Mathematics and Physics, Charles University,
V Holešovičkách 2, 18000 Prague 8, Czech Republic*

⁵*Departamento de Física, Facultad de Ciencias, Universidad de La Serena,
Avenida Cisternas 1200, La Serena, Chile.*

For Majorana neutrino masses the lowest dimensional operator possible is the Weinberg operator at $d = 5$. Here we discuss the possibility that neutrino masses originate from higher dimensional operators. Specifically, we consider all tree-level decompositions of the $d = 9$, $d = 11$ and $d = 13$ neutrino mass operators. With renormalizable interactions only, we find 18 topologies and 66 diagrams for $d = 9$, and 92 topologies plus 504 diagrams at the $d = 11$ level. At $d = 13$ there are already 576 topologies and 4199 diagrams. However, among all these there are only very few genuine neutrino mass models: At $d = (9, 11, 13)$ we find only (2,2,3) genuine diagrams and a total of (2,2,7) models. Here, a model is considered genuine at level d if it automatically forbids lower order neutrino masses *without* the use of additional symmetries. We also briefly discuss how neutrino masses and angles can be easily fitted in these high-dimensional models.

Keywords: Neutrino mass, lepton number violation

arXiv:1806.07264v1 [hep-ph] 19 Jun 2018

* anamiati@ific.uv.es

† o.castillo.felisola@gmail.com

‡ fonseca@ipnp.mff.cuni.cz

§ jchelo@userena.cl

¶ mahirsch@ific.uv.es

I. INTRODUCTION

The Weinberg operator is the lowest dimensional non-renormalizable operator that one can write down with only standard model (SM) fields [1]. It violates lepton number by two units and thus, once the electro-weak symmetry is broken, Majorana neutrino masses are generated. The observed smallness of the neutrino masses is then usually attributed to the large value of the scale of lepton number violation (LNV), typically $\Lambda \sim (10^{14} - 10^{15})$ GeV. This is the essence of the seesaw mechanism [2–12]. While simple and elegant, the large mass scale involved in this argument makes direct tests of the classical seesaw impossible.

There exist, however, many possibilities to explain the smallness of the observed neutrino masses with lower LNV scales. For Majorana neutrinos one can write in general [13]

$$m_\nu \propto \epsilon \cdot \left(\frac{1}{16\pi^2}\right)^n \cdot \left(\frac{v}{\Lambda}\right)^{d-5} \cdot \frac{v^2}{\Lambda}. \quad (1)$$

Here, v stands for the standard model vacuum expectation value (vev), d is the dimension of the operator, n stands for the number of loops at which neutrino masses are generated. ϵ expresses symbolically the additional suppression of lepton number violation that might arise in particular constructions, such as for example the inverse seesaw mechanism [14]. Finally, in addition, small Yukawa or scalar couplings, not shown explicitly in Eq. (1), could lead to smaller than expected neutrino masses.

Equation (1) can be used to estimate the typical scale Λ , for which the observed neutrino masses could be explained for a given d and n . Fig. 1 illustrates this estimate. Here, \mathcal{O}_5 at tree-level corresponds to the classical seesaw mechanism. Note that for \mathcal{O}_5 at tree-level (1-loop level) Yukawa couplings of order $\mathcal{O}(10^{-6})$ ($\mathcal{O}(10^{-3})$) would be needed to obtain a scale as low as $\Lambda \simeq 1$ TeV. In this figure we also show the estimated reach for three colliders. The LEP line reflects that no electrically charged particle coupled to SM fermions with masses below roughly 100 GeV can exist, after the negative searches performed at the LEP collider [15]. The horizontal grey band indicates a very rough estimate of the reach of the LHC: The lower edge of the band is a more conservative estimate (pair production of charged particles), while the upper edge is roughly the reach of the LHC for particles produced in s-channel diagrams and/or with colour. For $d = 9$ and larger one expects that LHC experiments will cover an important part of the available parameter space of these models. We also show as a dashed line a rough estimate of the reach of a hypothetical $\sqrt{s} = 100$ TeV collider, here called FCC. Thus, neutrino mass models generated at $d = 9$ and higher should be testable in the near future. This simple argument forms the main motivation for our current paper.

Here, we will study high-dimensional tree-level diagrams for Majorana neutrino masses. We will treat systematically all possible topologies for the deconstruction of the $d = 9$, $d = 11$ and $d = 13$ operators. We will identify all the “genuine” diagrams, which for us are those diagrams that can give the leading contribution to the neutrino mass matrix, without the use of extra (discrete or flavour) symmetries. We will discuss this requirement in more detail in section II C. Despite the large number of possible topologies, for $d = 9$ and $d = 11$ surprisingly only 4 models survive: 2 at $d = 9$ and 2 at $d = 11$. For $d = 13$ we have found a total of 3 genuine diagrams and 7 models that can realize them.

Before presenting our analysis, let us briefly mention that, of course, many authors have studied neutrino mass models beyond the simplest tree-level seesaw, for a recent review see for example [16]. The Zee model [17], or the Zee-Babu model [11, 18, 19] are early examples of 1-loop and 2-loop realizations of the Weinberg operator. A systematic analysis of possible neutrino mass models at $d = 5$ and 1-loop can be found in Ref. [13], for a general analysis of $d = 5$ models at 2-loop see Ref. [20]. For the 3-loop case, there exist some well-known models in the literature [21, 22]; a complete study of 3-loop neutrino masses at $d = 5$ can be found in Ref. [23]. Neutrino masses at $d = 7$ level have also been studied. A systematic analysis at tree-level was done in Ref. [24]. At $d = 7$ tree-level there is only one genuine (in our sense) tree-level neutrino mass model, which was first discussed in Ref. [25]; we will call it the BNT model below. A general analysis of $d = 7$ neutrino masses at 1-loop order was recently presented in Ref. [26, 27].

Then there are also some papers on $d = 9$ (and higher) neutrino mass models, see Refs. [28–33]. We will come back to these papers briefly in Sec. II, where we discuss the main differences between their results and our present work. We mention in passing also the model presented in Ref. [34], which uses a scalar septet to construct a model

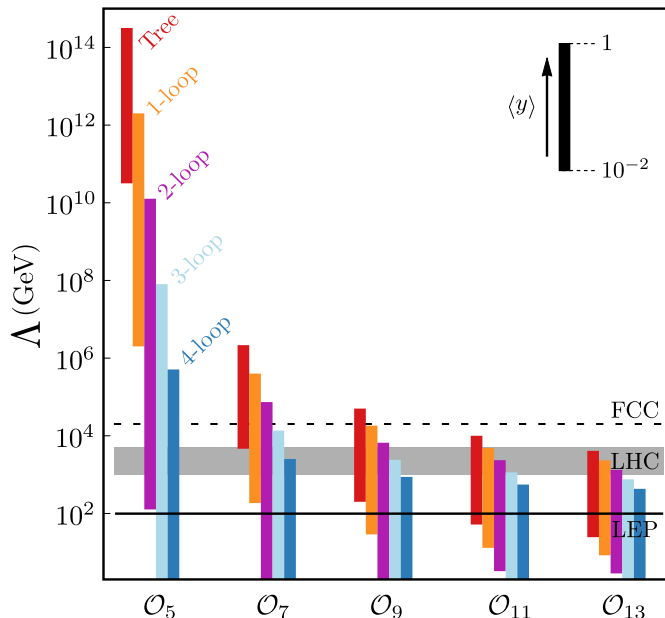


FIG. 1: The typical energy scales (Λ) for which a neutrino mass model with a given dimension and number of loops (d, n) can explain correctly the observed sub-eV neutrino masses. Operators start at $d = 5$, corresponding to the Weinberg operator. Energy ranges have been estimated using average couplings $\langle y \rangle$ in the range of $[0.01, 1]$.

giving $d = 13$ neutrino masses at 1-loop. Note, however, that this model is not genuine in our sense, since it uses a Z_2 symmetry to eliminate the $d = 5$ seesaw contribution.

The rest of this paper is organized as follows. In Sec. II we will set up our notation and briefly discuss neutrino mass generation at lower dimensions. This is necessary to clearly define what we mean by “genuine” models. Section III then contains the central piece of our work. We explain our methods, discuss topologies and list and briefly discuss the genuine models. In Sec. IV we give a short conclusion. In the appendix we discuss how experimental data on neutrino masses and mixing can be easily fitted with these high-dimensional models.

II. PRELIMINARIES

In this section we briefly go over some basic facts about $d = 5$ and $d = 7$ neutrino masses. This will be useful later, when we discuss genuine higher dimensional models, since those models can give the dominant contribution to the neutrino mass matrix only if $d = 5$ and $d = 7$ contributions are absent. We will use the following notation. A $SU(2)_L$ multiplet with hypercharge Y is denoted as \mathbf{R}_Y , to which we add the superscript F or S for fermion or scalar, respectively. Thus, for example $\mathbf{5}_0^F$ is a hypercharge-less fermionic quintuplet.

A. Tree level $d = 5$ and $d = 7$

The $d = 5$ Weinberg operator can be generated at tree-level in exactly three different ways [35]. In the literature these are known as seesaw type-I, type-II and type-III. Type-I is the standard contribution due to right-handed neutrino ν_R (or $\mathbf{1}_0^F$ in our notation). The Majorana mass term for ν_R is the origin of lepton number violation. Type-III seesaw replaces $\mathbf{1}_0^F$ by $\mathbf{3}_0^F$ [12], which is a field usually denoted as Σ in the literature. Finally, for type-II seesaw one introduces $\mathbf{3}_1^S \equiv \Delta$. In this latter case, the presence of both the Yukawa coupling $L\Delta L$ and the scalar coupling $H\Delta^\dagger H$, leads to lepton number violation.

At $d = 7$ one already finds five different topologies [24]. However, one of these can not lead to any renormalizable neutrino mass model, while for three more topologies the diagrams always contain necessarily one of the $d = 5$ seesaw

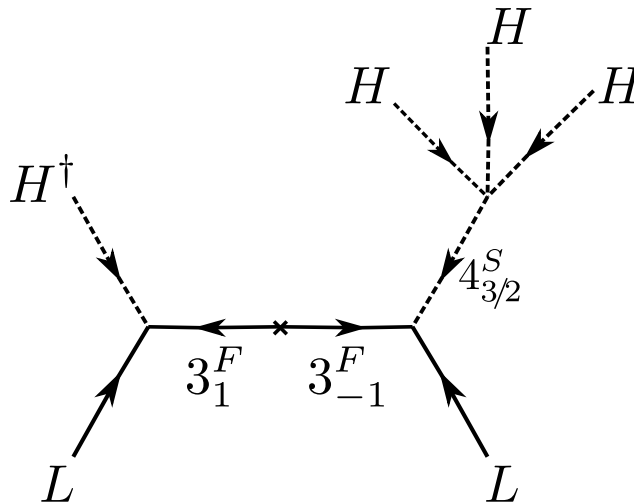


FIG. 2: The genuine tree-level diagram for $d = 7$ [25]. At least two beyond-the-SM particles are needed for higher dimensional operators.

mediators. The only diagram for which the $d = 5$ tree-level seesaw is absent without the need of additional symmetries was first discussed in Ref. [25]. This model contains two new particles, $\mathbf{3}_1^F$ and $\mathbf{4}_{3/2}^S$, as shown in Fig. 2.

A few comments might be in order at this point. As Fig. 2 indicates, two Weyl fermions are actually needed to generate the diagram: $\mathbf{3}_1^F$ and its vector partner $\mathbf{3}_{-1}^F$. Without the mass term $m_{\mathbf{3}_1^F} \mathbf{3}_1^F \mathbf{3}_{-1}^F$ there would not be any source of lepton number violation in the model and, thus, no Majorana masses for the light, active neutrinos could be generated. We have therefore shown this mass insertion explicitly in Fig. 2. In many of the diagrams in the rest of this paper, on the other hand, for a more compact presentation, we do not explicitly show the vector partners. However, we stress that in all of our tree-level models all exotic fermions must necessarily be of vector-type or Majorana fermions. Also, while at $d = 5$ one new particle is sufficient for each of the three seesaws, at $d = 7$ we already need two different fields (three if one counts the vector fermion as two distinct Weyl fermions) for a genuine model.

B. 1-loop $d = 5$ and $d = 7$ diagrams

The authors of Ref. [13] systematically analyzed all 1-loop $d = 5$ topologies. In total, there are 6 topologies, but only two of them (called T-1 and T-3) can yield genuine models in our sense. These lead to four different diagrams, shown in Fig. 3. T-1-ii corresponds to the diagram of the well-known Zee model [17], an example for T-3 is the scotogenic model [36]. Note also that in all 1-loop diagrams at least two beyond-the-SM fields are needed.

In contrast to tree-level diagrams, discussed above, for 1-loop diagrams the representation and hypercharges of the internal particles are not uniquely fixed. Since both L and H are $SU(2)_L$ doublets, the two internal particles they meet in a trilinear vertex must transform as $(\mathbf{N})_Y^{S/F}$ and $(\mathbf{N}+1)_{Y\pm 1/2}^{S/F}$, for some unconstrained \mathbf{N} and Y .¹ This leads to a series of possible models at 1-loop, if one allows for larger $SU(2)$ representations and hypercharges.

At $d = 7$ 1-loop one finds already 48 different topologies, from which, however, only 8 can lead to genuine models [26]. The analysis of Ref. [26] shows that there is only one diagram in which the largest internal representation can be as small as a triplet, while there are a further 22 diagrams, with at least one quadruplet. We will not repeat here all the diagrams for brevity and instead show in Fig. 4 just two examples.

¹ Although less important for us, we mention that differently from the tree-level realizations, internal particles in the loops can also be coloured. In analogy to what happens for the $SU(2)$ quantum numbers, since L and H are both colorless, the two internal particles which they meet in a trilinear vertex must transform as \mathbf{R} and $\bar{\mathbf{R}}$ under $SU(3)_C$, with \mathbf{R} being arbitrary.

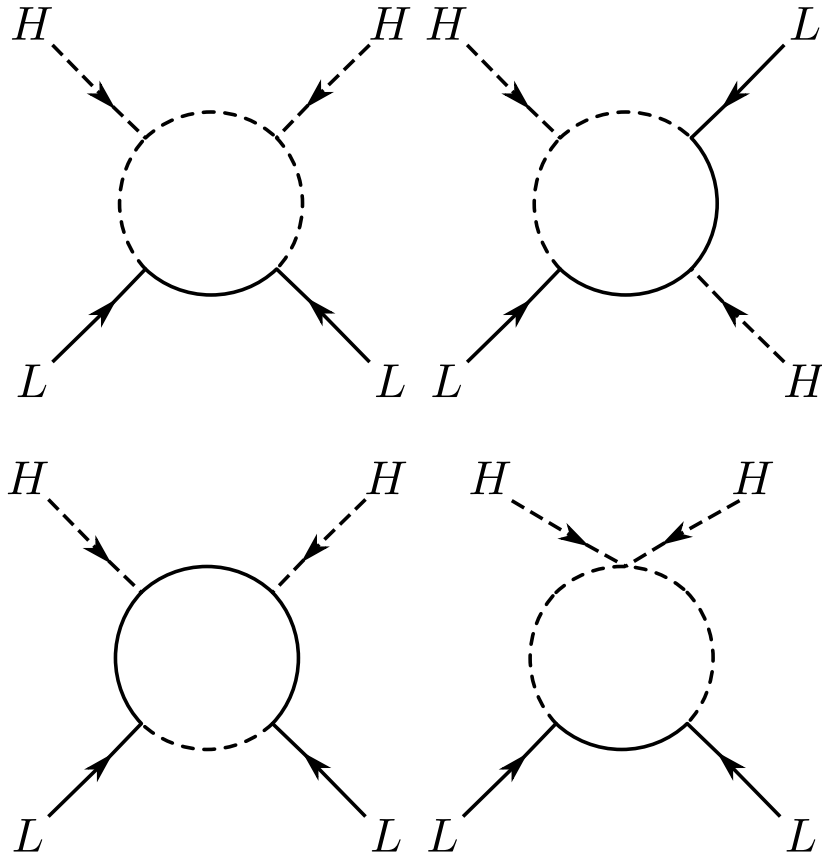


FIG. 3: The four genuine 1-loop $d = 5$ neutrino mass diagrams [13].

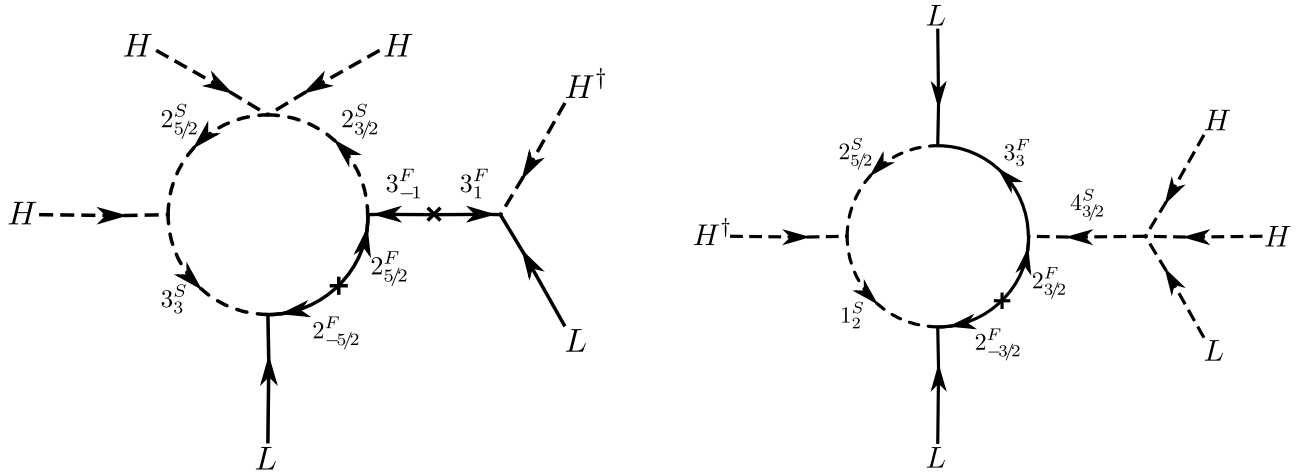


FIG. 4: Two examples for genuine 1-loop $d = 7$ diagrams. These examples have been chosen since they contain the smallest representations, for which genuine 1-loop $d = 7$ diagrams can be constructed.

Figure 4 shows on the left the model with only triplets, while the diagram on the right is an example of a model with exactly one quadruplet. The exotic particles external to the loop in these example models are $\mathbf{3}_1^F$ (left diagram) and $\mathbf{4}_{3/2}^S$ (right diagram). These two particles can not be present in 1-loop $d = 7$ models at the same time, otherwise one generates the $d = 7$ tree-level diagram of the BNT model. Again, as in the case of $d = 5$ 1-loop, one can build series of models allowing for larger representations and/or hypercharges for the particles in the loop. Also, from the

fact that H and L have fixed quantum numbers, one can derive a set of conditions on the possible combinations of representations and hypercharges for the internal particles. The exact conditions, however, depend on the type of diagram under consideration. Note that most 1-loop $d = 7$ diagrams need five new particles (more, if one counts the vector partners of the fermions as extra degrees of freedom), although for special values of the quantum numbers four new fields are enough.

C. Genuineness

In this subsection we want to discuss our concept of “genuineness” for neutrino mass models in somewhat more detail. In short, we consider a model genuine at dimension d , if all lower dimensional contributions are automatically absent, without the need for additional symmetries beyond those of the standard model group.

However, one aspect of higher-dimensional neutrino mass models needs to be considered first. There is a single $\Delta L = 2$ neutrino mass operator of dimension d , which is always of the following form:²

$$\mathcal{O}^d \propto LLHH(H^\dagger H)^{(d-5)/2}, \quad (2)$$

with the $SU(2)$ indices of each pair LH outside the brackets contracted with the anti-symmetric real tensor ϵ_{ab} , and each pair $H^\dagger H$ inside the brackets contracted with the δ_{ab} tensor.

The very same operators will always lead to lower order loop models:³

$$\frac{1}{\Lambda^{(d-4)}} LLHH(H^\dagger H)^{(d-5)/2} \rightarrow \frac{1}{16\pi^2} \frac{1}{\Lambda^{(d-6)}} LLHH(H^\dagger H)^{(d-7)/2} \quad (3)$$

In the SM, where there is only one Higgs doublet, such loops can not be forbidden by postulating some symmetry.⁴ One can straightforwardly estimate that such a loop contribution will become more important than the tree-level one if $(\Lambda/v) \gtrsim 4\pi$. This means $\Lambda \lesssim 2$ TeV is required for the d -dimensional tree-level contribution to dominate over the $(d-2)$ dimensional 1-loop one. Since this is unavoidable in the SM, $d \geq 7$ tree-level model of neutrino mass *must have new particles below 2 TeV*, otherwise loop contributions will dominate the neutrino mass matrix. Note that this “upper limit” is more stringent than the estimates for the typical scales Λ shown in Fig. 1.

In loop calculations usually there appear both finite and infinite loop integrals. However, in a renormalizable theory, infinite contributions are canceled by counter-terms, implying that there are lower order contributions to the same operator. Thus, all models with diagrams requiring renormalization are not genuine in our sense. On the other hand, diagrams associated to finite loop integrals only, can lead to genuine models. One should distinguish two different scenarios: Models in which lower order contributions are absent automatically, and models which forbid lower order contributions with the help of an extra symmetry. We consider only the former class of models genuine.

Let us discuss the second scenario with one concrete and well-known example: the scotogenic model [36]. Here, the right-handed neutrino is assumed to be odd under a Z_2 and a new scalar doublet (odd under the Z_2 as well) is added to the model. Thus, there is no $d = 5$ tree-level contribution from the SM Higgs and the 1-loop contribution can dominate. The resulting 1-loop integral is finite and thus, technically, no tree-level neutrino mass term is needed. Let us stress that while we do not consider such a construction to be “genuine” in our sense, such neutrino mass models are of course perfectly valid and phenomenologically interesting models.

However, we also want to mention that such a construction relies on the assumption that the new scalars in these models do not acquire a vacuum expectation values. Of course, adding some discrete symmetry to the model does not guarantee, by itself, the absence of a vev. Rather, a non-zero vev for the exotic scalar(s) would break the discrete symmetry spontaneously, leading to an unwanted tree-level neutrino mass term and thus usually (but not always)

² Invariance under $SU(2)$ forces the operator dimension d to be odd. Note also that \mathcal{O}^d in eq. (2) contains $d-1 \equiv 2n$ doublets of $SU(2)$, and in general the product of multiple doublets is expected to have many independent contractions. Indeed, it seems that the number of singlets in the product of $2n$ doublets is given by the Catalan numbers $C(n) \equiv (2n)!/[(n+1)n!]$, hence for $d = 13$ (i.e. $n = 6$) we might had expected 132 different contractions of the $SU(2)$ indices. Yet, we note that there is a single Higgs field, so all $(d-1)/2$ copies of H must be contracted symmetrically; the same is true for the $(d-5)/2$ copies of H^* . And it is not complicated to see that for a given d , there is always one—and only one—contraction with this property; all the others are therefore identically 0. See also Ref. [37].

³ Diagrammatically, this does not mean that one can close every pair of H, H^* external lines. However, there will always be at least one such pairs of lines which can be closed.

⁴ For this reason, the authors of Ref. [24] considered a two-Higgs doublet extension of the SM. Assigning different charges to the two doublets under a new Z_n makes it possible to forbid loop contributions. Note, however, that these additional symmetries are spontaneously broken by the doublet vevs.

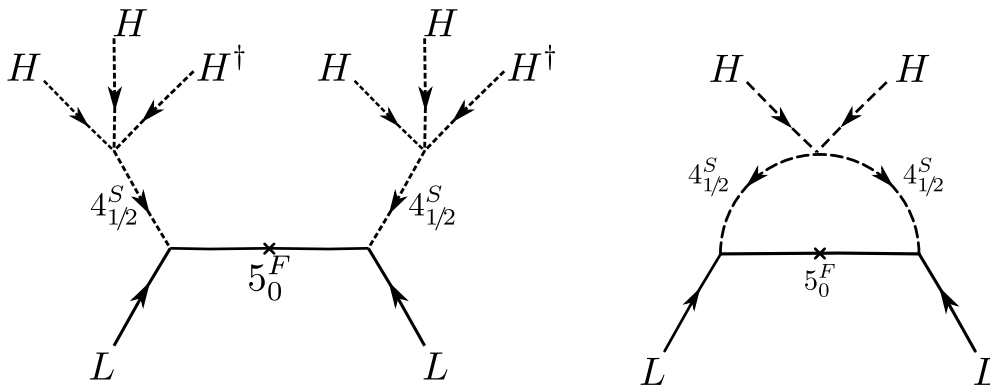


FIG. 5: One example of a “non-genuine” $d = 9$ diagram, to the left. Connecting the two quadruplet scalars, as shown on the right, leads to a 1-loop diagram at $d = 5$. Since $H^\dagger H$ can be contracted to a complete singlet under any symmetry, the diagram on the right will always be allowed.

vevs are to be avoided. This can be achieved with an appropriate choice of parameter values in the scalar potential. (In the scotogenic model essentially it corresponds to imposing the condition that the mass squared parameter of the new scalar doublet is positive, $\mu_D^2 > 0$.)

For concreteness, let us now consider a particular example model for a $d = 9$ tree-level diagram. The model presented in Ref. [29] contains two new fields: $\mathbf{4}_{1/2}^S$ and $\mathbf{5}_0^F$. This model is non-genuine in our definition.⁵ The model generates a $d = 9$ tree-level diagram, see fig. (5) on the left, via the four scalar vertex $\lambda_4(\mathbf{4}_{1/2}^S)^\dagger H H H^\dagger$.⁶ Connecting the two quadruplet scalars via a quartic interaction $\lambda_5(\mathbf{4}_{1/2}^S)^\dagger(\mathbf{4}_{1/2}^S)^\dagger H H$ allows one to draw the 1-loop $d = 5$ diagram on the right. The loop integral is finite, just as in the scotogenic model. Assuming the masses of $\mathbf{4}_{1/2}^S$ and $\mathbf{5}_0^F$ to be roughly of order Λ the ratio of the contributions of the two diagrams can be estimated as

$$R(\text{tree}/\text{loop}) \propto \frac{\lambda_4^2}{\lambda_5} \left(\frac{v_{SM}}{\Lambda} \right)^4, \quad (4)$$

i.e. the tree-level will be less important than the loop for scales Λ bigger than roughly $\Lambda \simeq 600\sqrt{\lambda_4}/(\lambda_5)^{1/4}$ GeV. Note that, since $\mathbf{4}_{1/2}^S$ contains one doubly charged component, the LHC searches on same-sign dileptons [38] should apply. Thus, one can estimate that the current lower limits on the mass of $\mathbf{4}_{++}^S$ should be in the range of roughly [500,650] GeV, depending on the final state lepton generation [27].

Similar comments apply to the models presented in Refs. [28, 30–32]. Reference [28] introduces $\mathbf{5}_1^F$, $\mathbf{4}_{3/2}^S$ and $\mathbf{4}_{1/2}^S$. The model has a 1-loop diagram of type T_3 , just as in the example of Ref. [29] discussed above. Reference [30] introduces the idea of a “cascade seesaw”. Essentially here the author discusses that models such as [29] can be generalized to yield $d = 9$, $d = 13$ and higher, by using larger and larger multiplets. References [31, 32] discusses different seesaw models at $d = 7$ and $d = 9$. However, this analysis considers only one exotic fermion (and two new scalars) in each model. None of the models in Refs. [31, 32] is genuine in our sense.

III. CLASSIFICATION AND RESULTS

The basic steps in the procedure are similar for $d = 9$, $d = 11$ and $d = 13$. At each d we first generate all possible topologies via a computer code based on known algorithms [39]. Once these are obtained, we find all diagrams simply by labeling each line as a fermion or a scalar in all possible ways, and ensuring that one obtains fermion-fermion-scalar, scalar-scalar-scalar and scalar four-point vertices only. From these (large) lists of diagrams one can construct all models by searching for every allowed combination of L , H and H^\dagger in the outer legs of the diagrams. From these

⁵ The same model was discussed also in Ref. [33].

⁶ λ_4 will lead to an induced vev for $\mathbf{4}_{1/2}^S$ even if the mass squared parameter $m_{S_4}^2$ is positive.

lists we then eliminate every model, which is non-genuine in our definition. We will not show all possible topologies and diagrams here for brevity. The complete lists can be found at renatofonseca.net/high-dim-neutrino-masses.php.

A. Dimension 9 ($d = 9$)

We start the discussion with $d = 9$. Figure 6 shows all 18 topologies from which one can build valid neutrino mass diagrams with renormalizable vertices only. There is one more topology (not shown), with 8 external lines and no loops, but it requires three 4-point vertices, hence it will lead only to non-renormalizable models. The 18 topologies which we do show generate a total of 66 diagrams. However, all except four topologies lead only to diagrams that necessarily have a tree-level neutrino mass at either $d = 5$ or $d = 7$. Diagrams from two more topologies will always also generate 1-loop $d = 5$ diagrams hence, in the end, only topologies T_1 and T_5 yield diagrams that are genuine in our sense. But not all diagrams obtained from T_1 and T_5 are genuine either; the only ones which are genuine can be seen in Fig. 7.

Consider first the diagram on the left hand side of Fig. 7. It contains only three new fermions, $\mathbf{3}_1^F$, $\mathbf{4}_{1/2}^F$ and $\mathbf{5}_0^F$, together with their vector partners, and no exotic scalar. This is the minimal genuine model at $d = 9$. Its Lagrangian is given by:

$$\mathcal{L} = \mathcal{L}_{SM} + \mathcal{L}_{Yuk} + \mathcal{L}_{mass}, \quad (5)$$

where

$$\begin{aligned} \mathcal{L}_{Yuk} = & Y_\nu L \cdot \mathbf{3}_1^F H^\dagger + \bar{Y}_{\mathbf{34}} \mathbf{3}_{-1}^F \cdot \mathbf{4}_{1/2}^F H + Y_{\mathbf{34}} \mathbf{3}_1^F \cdot \mathbf{4}_{-1/2}^F H^\dagger \\ & + \bar{Y}_{\mathbf{45}} \mathbf{4}_{1/2}^F \cdot \mathbf{5}_0^F H^\dagger + Y_{\mathbf{45}} \mathbf{4}_{-1/2}^F \cdot \mathbf{5}_0^F H \end{aligned} \quad (6)$$

and

$$\mathcal{L}_{mass} = M_3 \mathbf{3}_1^F \mathbf{3}_{-1}^F + M_4 \mathbf{4}_{1/2}^F \mathbf{4}_{-1/2}^F + M_5 \mathbf{5}_0^F \mathbf{5}_0^F. \quad (7)$$

The light neutrino mass can be estimated in seesaw approximation (for one generation) as:

$$m_\nu \simeq Y_\nu^2 \bar{Y}_{\mathbf{34}}^2 Y_{\mathbf{45}}^2 \frac{v_{SM}^6}{M_3^2 M_4^2 M_5} \quad (8)$$

For masses of the order of $\mathcal{O}(1 - 2)$ TeV, Yukawas of the order of $(0.03 - 0.04)$ will reproduce the scale of the atmospheric neutrinos, $m_\nu \simeq \sqrt{\Delta(m_{Atm}^2)} \simeq 0.05$ eV. For a more detailed fit of neutrino masses and angles, see the appendix.

The diagram on the right hand side of Fig. 7 contains two exotic scalars and two exotic fermions. We give only the part of the Lagrangian relevant for the calculation of the neutrino mass,

$$\begin{aligned} \mathcal{L} \propto & \lambda_4 H H H (\mathbf{4}_{3/2}^S)^\dagger + \mu_3 \mathbf{3}_0^S H H^\dagger + m_4^2 |\mathbf{4}_{3/2}^S|^2 + m_3^2 |\mathbf{3}_0^S|^2 \\ & + Y_{5L} L \cdot \mathbf{5}_{-1}^F \mathbf{4}_{3/2}^S + Y_{45} \mathbf{4}_{-1/2}^F \cdot \mathbf{5}_1^F H^\dagger + Y_{4L} L \cdot \mathbf{4}_{1/2}^F (\mathbf{3}_0^S)^\dagger \\ & + M_{\mathbf{5}_1} \mathbf{5}_{-1}^F \mathbf{5}_1^F + M_4 \mathbf{4}_{-1/2}^F \mathbf{4}_{1/2}^F. \end{aligned} \quad (9)$$

Again in seesaw approximation and for one generation we can roughly estimate the size of the neutrino mass generated by this model as,

$$m_\nu \simeq Y_{5L} Y_{4L} Y_{45} \lambda_4 \frac{\mu_3 v_{SM}^6}{M_{\mathbf{5}_1} M_4 m_4^2 m_3^2}. \quad (10)$$

With all mass parameters equal to 1 TeV, $\mu_3 = M_{\mathbf{5}_1} = M_4 = m_4 = m_3 = 1$ TeV, and for $\lambda_4 = Y_{5L} = Y_{4L} = Y_{45} = \mathcal{O}(10^{-2})$ this gives roughly 0.3 eV. A more detailed description on how all neutrino data can be fitted in this model is deferred to the appendix.

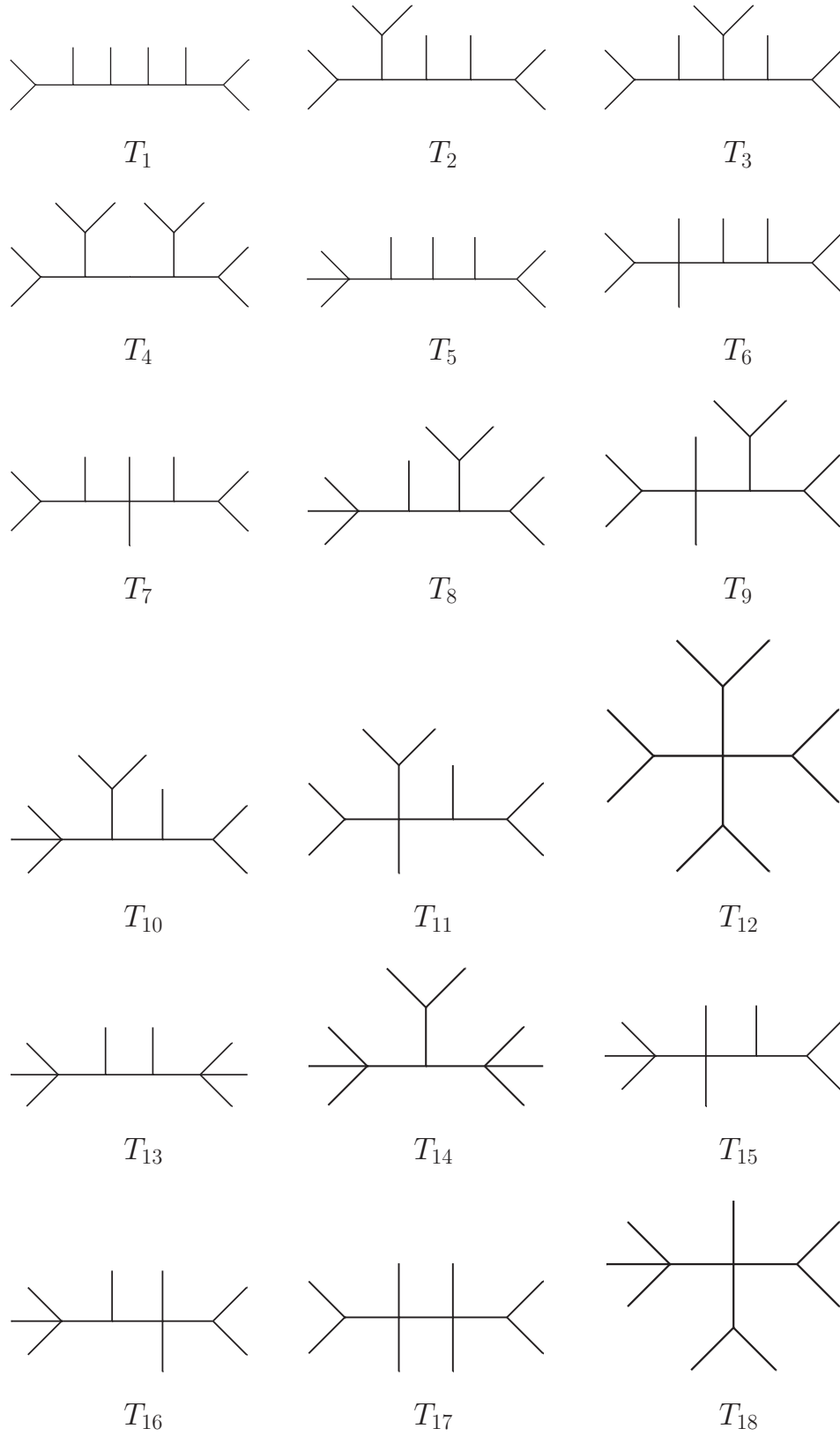
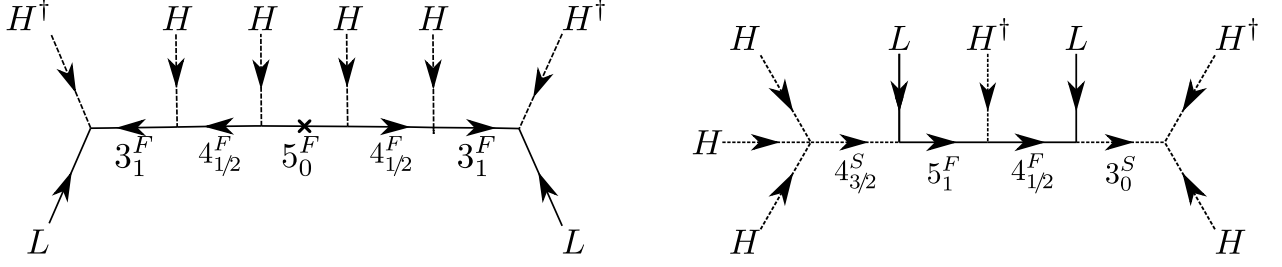
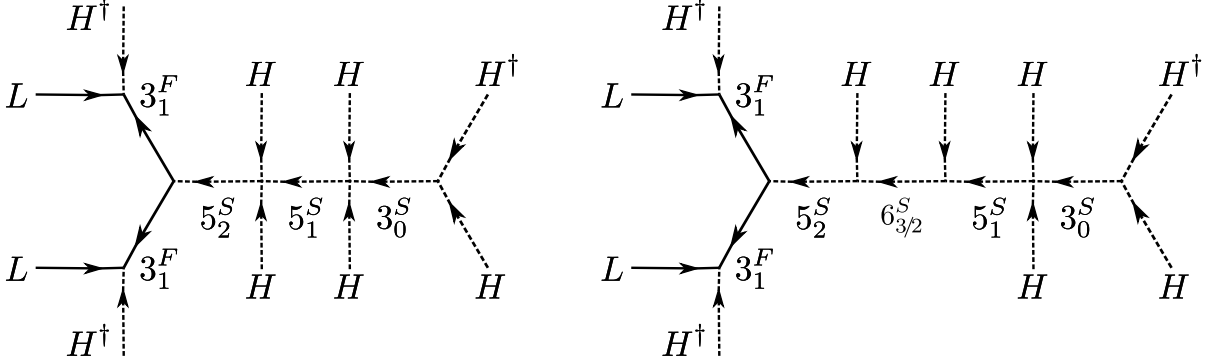


FIG. 6: The 18 topologies at $d = 9$ level that can give renormalizable diagrams.

FIG. 7: The two genuine diagrams at $d = 9$.FIG. 8: The two genuine diagrams at $d = 11$. Note that the fields on the right-hand side diagram always produce the diagram on the left-hand side.

B. Dimension 11 ($d = 11$)

At $d = 11$ we find 92 topologies, which generate a total of 504 diagrams. It is not very instructive to discuss in detail all the topologies and diagrams, as the methodology for eliminating non-genuine models is the same as for the $d = 9$ case. The only two genuine diagrams are shown in Fig. 8, and they are based on very similar models. The diagram on the right contains five new particles, four of which are also present in the diagram on the left. Thus, the model for the right diagram always produces also the diagram on the left. Unsurprisingly, at $d = 11$ genuine diagrams require at least four different beyond-SM particles and large representations: At least two different quintuplets are needed and the model shown in the right diagram of Fig. 8 requires in addition a sextuplet.

Again, we write down only the part of the Lagrangian relevant for estimating the neutrino mass,

$$\begin{aligned} \mathcal{L} \propto & \lambda_{55} \mathbf{5}_{-2}^S \mathbf{5}_1^S H H + \lambda_{53} \mathbf{5}_{-1}^S \mathbf{3}_0^S H H + \mu_{61} \mathbf{5}_1^S \mathbf{6}_{-3/2}^S H + \mu_{62} \mathbf{5}_{-2}^S \mathbf{6}_{3/2}^S H + \mu_3 \mathbf{3}_0^S H H^\dagger + m_3^2 |\mathbf{3}_0^S|^2 \\ & + m_{5_1}^2 |\mathbf{5}_1^S|^2 + m_{5_2}^2 |\mathbf{5}_2^S|^2 + m_6^2 |\mathbf{6}_{3/2}^S|^2 + Y_\nu L \cdot \mathbf{3}_1^F H^\dagger + Y_3 \mathbf{3}_{-1}^F \cdot \mathbf{3}_{-1}^F \mathbf{5}_2^S + M_3 \mathbf{3}_{-1}^F \mathbf{3}_1^F. \end{aligned} \quad (11)$$

A simple estimate for the neutrino mass from the left diagram in Fig. 8 gives:

$$m_\nu \simeq Y_\nu^2 Y_3 \lambda_{55} \lambda_{53} \frac{\mu_3 v_{SM}^8}{M_3^2 m_3^2 m_{5_2}^2 m_{5_1}^2} \quad (12)$$

For a new physics scale of $\Lambda = 1$ TeV and all dimensionless couplings order 0.05 one finds again a neutrino mass of order 0.3 eV. As is also the case for the second of our $d = 9$ models, the dimensionful scalar coupling μ_3 can be a source of additional neutrino mass suppression. For $\mu \simeq 100$ keV and all dimensionless couplings $\mathcal{O}(1)$ ($\Lambda = 1$ TeV) one finds $m_\nu \sim \mathcal{O}(0.1)$ eV.

A straightforward calculation shows that the diagram on the right gives a neutrino mass of roughly the same numerical value, if $(\mu_{61} \mu_{62})/m_6^2 \simeq \lambda_{55}$. Thus, the diagram on the left is the dominant one, if either μ_{61} or μ_{62} (or both) are very small relative to the new physics scale Λ . On the other hand, for $\lambda_{55} \ll 1$ the opposite situation is found.

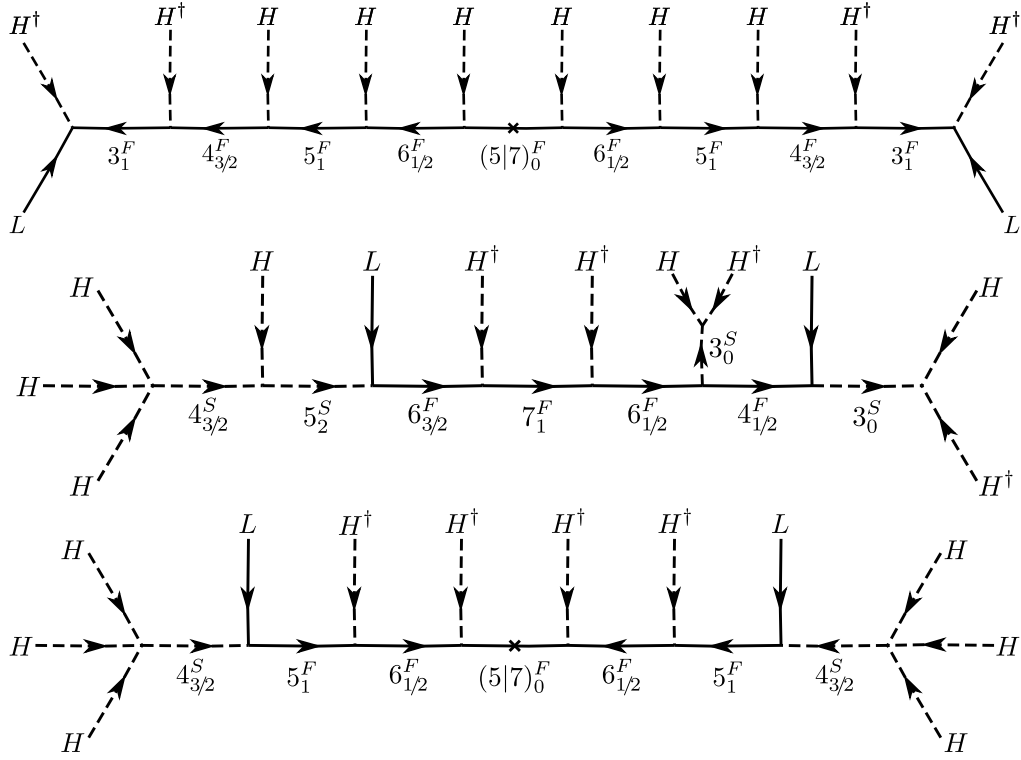


FIG. 9: The three genuine diagrams at $d = 13$ can be realized in a total of 7 models. In the first and last diagrams it is possible to have either a 5_0^F or a 7_0^F in the middle. Furthermore, two extra models are obtained from the top diagram by rearranging appropriately the external H 's and H^\dagger 's; either one or both of the internal $4_{3/2}^F$ must be replaced by $4_{1/2}^F$. Note also that these two extra models (not represented above) with the field $4_{1/2}^F$ need 7_0^F in the middle of the diagram in order to be genuine.

C. Dimension 13 ($d = 13$)

At $d = 13$ there are 576 topologies and 4199 diagrams. One has to delete not only all models that lead to a tree level $d = 5$, $d = 7$, $d = 9$ and $d = 11$ diagram, as well as a 1-loop $d = 5$ or $d = 7$ diagram, but also all models with a 1-loop $d = 9$ diagram. The last cut drastically reduces again the list of genuine models: without it nearly 50 different diagrams remain, while after this cut only 3 genuine tree-level diagrams at $d = 13$ remain.

Figure 9 shows the three remaining genuine diagrams. Unsurprisingly, more fields and larger representations are needed in these diagrams. The largest representation is now a $SU(2)_L$ septet. There is a total of seven model variations that one can find for these three diagrams. In addition to the five models shown, one can construct two more model variations for the first diagram (top row): Replace either one or both of the $4_{3/2}^F$ by a $4_{1/2}^F$ (rearranging H and H^\dagger correspondingly). Note that the model with $4_{1/2}^F$ are only genuine with a 7_0^F .

Let us discuss first briefly the models corresponding to the diagram in the top row. These models contain only new fermions, but not exotic scalars, and are very similar to each other. The models shown contain five new fermions. As mentioned above, there are two more variations containing a $4_{1/2}^F$. Comparing these fermion-only models with the simplest $d = 9$ model, one sees that higher dimensional fermion-only diagrams ($d = 17, 21$ etc.) could be straightforwardly found, following the same construction principles.

We will not write down the complete Lagrangian for these $d = 13$ models for brevity. The neutrino mass is estimated for these models to be of order $m_\nu \simeq Y^{10} \frac{v^{10}}{\Lambda^9}$, where Y stands symbolically for the Yukawa couplings in the diagrams and we assumed for simplicity that all masses are of order Λ . Yukawa couplings now have to be of order $\mathcal{O}(0.3)$ (with $\Lambda = 1$ TeV) for a neutrino mass $m_\nu \simeq (0.1 - 0.2)$ eV.

The remaining two $d = 13$ models in the bottom row of Fig. 9 need six (or seven) exotic fields for the diagram

in the middle (diagram in the bottom), two (three) of which need to be exotic scalars. Again, a fermionic septet is the largest $SU(2)_L$ representation. Since in these models, some of the Yukawa couplings from the fermion-only models are replaced by four-point scalar couplings, slightly smaller couplings, say $\mathcal{O}(0.2)$, are needed here to achieve $m_\nu \simeq (0.1 - 0.2)$ eV. We close this subsection by stating again that all $d = 13$ models can easily fit all measured neutrino mass squared differences and angles.

IV. CONCLUSIONS

We have discussed the systematic deconstruction of the $d = 9$, $d = 11$ and $d = 13$ neutrino mass operators at tree-level. We have found all genuine neutrino mass tree-level diagrams for these operators. The word “genuine” here refers to those diagrams which provide the dominant contribution to the neutrino mass matrix, assuming no extra symmetries beyond the standard model ones. Very few genuine models can be constructed, despite the fact that the number of possible topologies increases rapidly with the dimension of the operator: With renormalizable vertices, one can build 18 topologies and 66 diagrams at $d = 9$ level; these numbers increase to 92 topologies and 504 diagrams at the $d = 11$ level, and finally at $d = 13$ one finds 576 topologies and 4199 diagrams. From all of these, we find only 11 genuine models: 2 models at $d = 9$ and $d = 11$ each, and 7 models at $d = 13$.

We have discussed how our definition of a genuine mass model requires that all these high-dimensional models use large $SU(2)_L$ representations. For example, both of the two $d = 9$ models require quadruplets and quintuplets. On the other hand, for some $d = 13$ models scalar septets are needed. These high-dimensional models require not only larger representations but also more of them: Three new particles are sufficient for one of the two $d = 9$ models, while for $d = 11$ ($d = 13$) already four (five) exotic fields are needed. Thus, models become necessarily more baroque with larger dimensions. This fact, together with the rather low new physics scale required by the high dimensionality of the operators, makes these models testable at accelerator experiments and also in searches for lepton flavour violation. We therefore plan to return to a study of the phenomenology of these models in a future publication.

ACKNOWLEDGMENTS

This work was supported by the Spanish MICINN grants FPA2017-85216-P, SEV-2014-0398, FPU15/03158 (MECD) and PROMETEOII/2014/084 (Generalitat Valenciana). J.C.H. is supported by Chile grants Fondecyt No. 1161463, Conicyt PIA/ACT 1406 and Basal FB0821. O.C-F. is supported by Chile grants Basal FB0821. R.F. also acknowledges the financial support from the Grant Agency of the Czech Republic, (GAČR), contract nr. 17-04902S, as well as from the grant Juan de la Cierva-formación FJCI-2014-21651 (from Spain).

Appendix A: Neutrino mass and angle fits

In the main text we gave simple estimates for the typical parameter choices that generate a neutrino mass scale large enough to explain the atmospheric neutrino oscillations. However, in all the models presented in this paper it is actually easy to fit all angles and masses simultaneously. For the current status of oscillation data see, for example, the recently updated global fit [40]. In this appendix we briefly discuss how tree-level neutrino mass models can be fitted to oscillation data.

We can divide all models discussed in the main text into just two classes: (i) models in which only one type of exotic fermion couples to the outside leptons, for example the $d = 9$ model shown in Fig. 6 on the left. And, (ii) models in which two different fermions can couple to the leptons, for example the $d = 9$ model in Fig. 6 on the right.

We start with case (i). First, recall that neutrino oscillations require at least two neutrino masses to be non-zero. For models of case (i) there will be one non-zero neutrino mass for each copy of exotic fermions coupling to the leptons. Assuming there are three copies of these exotic fermions one can then use a slight modification of the well-known Casas-Ibarra parametrization [41] that makes it possible to fit neutrino data for an ordinary seesaw ($d = 5$ tree-level).

In the simplest seesaw, the light neutrino mass matrix is approximately given by

$$m_\nu = -m_D^T (\hat{M}_R)^{-1} m_D, \quad (\text{A1})$$

where m_D is the Dirac mass term for neutrinos and \hat{M}_R is the diagonal matrix of the heavy neutrino eigenvalues. Diagonalizing the light neutrino mass matrix with a matrix V_L and solving Eq. (A1) for m_D one finds [41]

$$m_D = i\sqrt{\hat{M}_R} \mathcal{R} \sqrt{\hat{m}_\nu} V_L^\dagger \quad (\text{A2})$$

\mathcal{R} is a matrix of three complex angles, with $\mathcal{R}^T \mathcal{R} = 1$, left undetermined when solving Eq. (A1). V_L contains the measured neutrino angles and Dirac CP-phase δ and \hat{m}_ν is the diagonal matrix of the light neutrino eigenvalues.

The derivation of Eq. (A2) relies on the fact that in the standard model augmented with a simple seesaw one can always perform a basis change, such that M_R , the mass matrix for the right-handed neutrinos, is diagonal. In the higher dimensional neutrino mass models, discussed in this paper, for the effective neutrino mass, see Eq. (A1), we have to replace M_R by a product of matrices. For example for the $d = 9$ model one finds:

$$M_R \rightarrow M_{eff} = \hat{M}_3 m_{34}^T \hat{M}_4 m_{45}^T \hat{M}_5 m_{45} \hat{M}_4 m_{34} \hat{M}_3. \quad (\text{A3})$$

Basis changes can be used to diagonalize the vector-like mass terms—but not the “Dirac”-like mass terms m_{ij} at the same time. M_{eff} is a complex symmetric matrix and can be diagonalized with a matrix U , containing in general 3 angles and 3 phases. For arbitrary choices of the parameters entering the various matrices in Eq. (A3) one can find U numerically and then use Eq. (A2) to determine the correct choice of m_D , using the simple replacement:

$$\sqrt{\hat{M}_R} \rightarrow U^\dagger \sqrt{\hat{M}_{eff}}. \quad (\text{A4})$$

For other models of the same type the form of M_{eff} may change, but the procedure for the neutrino fit is completely analogous.

For case (ii) one can do a neutrino fit using only one copy of each of the two exotic fermions coupling to leptons. Let \vec{h}^1 and \vec{h}^2 be the two Yukawa vectors coupling exotic fermions to standard model leptons in any given model of this type. Then, schematically, one finds a neutrino mass matrix given by:

$$(m_\nu)_{\alpha\beta} = c(h_\alpha^1 h_\beta^2 + h_\beta^1 h_\alpha^2) \quad (\text{A5})$$

Here, c is a constant with dimension of mass. For example, in the $d = 9$ model shown on the right of Fig. 7, c is given by $c = Y_{45} \lambda_4 \frac{\mu_3 v_{SM}^6}{M_{51} M_4 m_4^2 m_3^2}$. The matrix in Eq. (A5) has determinant zero. Thus, it can be solved analytically using only quadratic equations. Let $|\vec{h}^i|$ be the absolute value of the vector \vec{h}^i . Then the two non-zero eigenvalues Eq. (A5) are given by:

$$m_{\nu 2,3} = c \left(\vec{h}^1 \cdot \vec{h}^2 \mp |\vec{h}^1| |\vec{h}^2| \right). \quad (\text{A6})$$

Neutrino angles, on the other hand, depend only on ratios of entries in the Yukawa vectors. Although also the eigenvectors can be found analytically, neutrino angles are fitted most easily numerically. We calculate m_ν from the measured Δm_{ij}^2 and θ_{ij} . Then, for any choice of the parameters entering c , we can choose one entry in the two Yukawa vectors freely, say for example h_1^1 , and numerically solve five entries of the matrix in Eq. (A5) for five independent entries in m_ν . Note that, since c itself can contain small parameters (for example, all of Y_{45} , λ_4 and μ_3 can be small), one needs to check that the resulting Yukawa vectors have entries which are perturbative.

We close this short appendix with a comment. In certain limits, the two types of models can be fitted with both procedures described above. For example, a model in class (ii) could have 3 copies of both exotic fermions. If $\vec{h}^1 \propto \vec{h}^2$ for the three pairs of vectors, one can also use the modified Casa-Ibarra procedure to find solutions fitting all data.

[1] S. Weinberg, *Phys. Rev. Lett.* **43**, 1566 (1979).

- [2] P. Minkowski, *Phys. Lett. B* **67**, 421 (1977).
- [3] T. Yanagida, *Conf. Proc.* **C7902131**, 95 (1979).
- [4] M. Gell-Mann, P. Ramond, and R. Slansky, *Conf. Proc.* **C790927**, 315 (1979), supergravity, P. van Nieuwenhuizen and D.Z. Freedman (eds.), North Holland Publ. Co., 1979.
- [5] R. N. Mohapatra and G. Senjanovic, *Phys. Rev. Lett.* **44**, 912 (1980).
- [6] M. Magg and C. Wetterich, *Phys. Lett. B* **94**, 61 (1980).
- [7] J. Schechter and J. Valle, *Phys. Rev. D* **22**, 2227 (1980).
- [8] C. Wetterich, *Nucl. Phys. B* **187**, 343 (1981).
- [9] G. Lazarides, Q. Shafi, and C. Wetterich, *Nucl. Phys. B* **181**, 287 (1981).
- [10] R. N. Mohapatra and G. Senjanovic, *Phys. Rev. D* **23**, 165 (1981).
- [11] T. P. Cheng and L.-F. Li, *Phys. Rev. D* **22**, 2860 (1980).
- [12] R. Foot, H. Lew, X. He, and G. C. Joshi, *Z. Phys. C* **44**, 441 (1989).
- [13] F. Bonnet, M. Hirsch, T. Ota, and W. Winter, *JHEP* **1207**, 153 (2012), [arXiv:1204.5862 \[hep-ph\]](#).
- [14] R. Mohapatra and J. Valle, *Phys. Rev. D* **34**, 1642 (1986).
- [15] C. Patrignani *et al.* (Particle Data Group), *Chin. Phys. C* **40**, 100001 (2016).
- [16] Y. Cai, J. Herrero-Garca, M. A. Schmidt, A. Vicente, and R. R. Volkas, *Front. in Phys.* **5**, 63 (2017), [arXiv:1706.08524 \[hep-ph\]](#).
- [17] A. Zee, *Phys. Lett. B* **93**, 389 (1980).
- [18] A. Zee, *Nucl. Phys. B* **264**, 99 (1986).
- [19] K. S. Babu, *Phys. Lett. B* **203**, 132 (1988).
- [20] D. Aristizabal Sierra, A. Degee, L. Dorame, and M. Hirsch, *JHEP* **1503**, 040 (2015), [arXiv:1411.7038 \[hep-ph\]](#).
- [21] L. M. Krauss, S. Nasri, and M. Trodden, *Phys. Rev. D* **67**, 085002 (2003), [arXiv:hep-ph/0210389 \[hep-ph\]](#).
- [22] M. Gustafsson, J. M. No, and M. A. Rivera, *Phys. Rev. Lett.* **110**, 211802 (2013), [Erratum: *Phys. Rev. Lett.* **112**, no. 25, 259902 (2014)], [arXiv:1212.4806 \[hep-ph\]](#).
- [23] R. Cepedello, R. Fonseca, and M. Hirsch, “Systematic classification of three-loop realizations of the Weinberg operator,” (2018), IFIC-18-20.
- [24] F. Bonnet, D. Hernandez, T. Ota, and W. Winter, *JHEP* **0910**, 076 (2009), [arXiv:0907.3143 \[hep-ph\]](#).
- [25] K. S. Babu, S. Nandi, and Z. Tavartkiladze, *Phys. Rev. D* **80**, 071702 (2009), [arXiv:0905.2710 \[hep-ph\]](#).
- [26] R. Cepedello, M. Hirsch, and J. C. Helo, *JHEP* **07**, 079 (2017), [arXiv:1705.01489 \[hep-ph\]](#).
- [27] R. Cepedello, M. Hirsch, and J. C. Helo, *JHEP* **01**, 009 (2018), [arXiv:1709.03397 \[hep-ph\]](#).
- [28] I. Picek and B. Radovic, *Phys. Lett. B* **687**, 338 (2010), [arXiv:0911.1374 \[hep-ph\]](#).
- [29] K. Kumericki, I. Picek, and B. Radovic, *Phys. Rev. D* **86**, 013006 (2012), [arXiv:1204.6599 \[hep-ph\]](#).
- [30] Y. Liao, *JHEP* **06**, 098 (2011), [arXiv:1011.3633 \[hep-ph\]](#).
- [31] K. L. McDonald, *JHEP* **07**, 020 (2013), [arXiv:1303.4573 \[hep-ph\]](#).
- [32] K. L. McDonald, *JHEP* **11**, 131 (2013), [arXiv:1310.0609 \[hep-ph\]](#).
- [33] T. Nomura and H. Okada, *Phys. Rev. D* **96**, 095017 (2017), [arXiv:1708.03204 \[hep-ph\]](#).
- [34] T. Nomura, H. Okada, and Y. Orikasa, *Phys. Rev. D* **94**, 055012 (2016), [arXiv:1605.02601 \[hep-ph\]](#).
- [35] E. Ma, *Phys. Rev. Lett.* **81**, 1171 (1998), [arXiv:hep-ph/9805219 \[hep-ph\]](#).
- [36] E. Ma, *Phys. Rev. D* **73**, 077301 (2006), [arXiv:hep-ph/0601225 \[hep-ph\]](#).
- [37] Y. Liao, *Phys. Lett. B* **694**, 346 (2011), [arXiv:1009.1692 \[hep-ph\]](#).
- [38] ATLAS-CONF-2017-053 (2017).
- [39] R. C. Read, in *Combinatorial Mathematics VIII*, edited by K. L. McAvaney (Springer Berlin Heidelberg, Berlin, Heidelberg, 1981) pp. 77–89.
- [40] P. F. de Salas, D. V. Forero, C. A. Ternes, M. Tortola, and J. W. F. Valle, (2017), <http://globalfit.astroparticles.es/>, [arXiv:1708.01186 \[hep-ph\]](#).
- [41] J. Casas and A. Ibarra, *Nucl. Phys. B* **618**, 171 (2001), [arXiv:hep-ph/0103065 \[hep-ph\]](#).