

A Theoretical Basis for Epicalysis Using Maxwell's Equations in Their Quaternion Form:

Steven J. Silverman

Cal State San Marcos, Department of Physics, San Marcos, California, 92096, U.S.A.

Nils Paz

Independent Researcher, San Diego, California

John Harmon

Independent , San Diego, California

(Dated: June 20, 2018)

Recent experiments have demonstrated an interesting reaction on a gas-surface defined as epicalysis. The non-equilibrium thermodynamic potentials were well described in a series of experiments. However the theoretical basis was not established, based on Maxwell's electromagnetic formulas. Therefore, this type of model was needed to explain the experimental results. This paper suggests a connection between Maxwell's fundamental electro-magnetic equations written in their quaternion form and the thermodynamic measurements performed by Sheehan. The connection to the thermodynamic variability is explained using missing terms that the vector calculus interpretation of Maxwell's equations over simplifies and ignores. As such, we provide a fundamental basis to explain the associated results of epicalysis.

GCAPS numbers: 05.20.Dd, 05.70.Ln, 05.70.Np, 88.05.De.

I. INTRODUCTION:

Experimental work published in 2014 by Sheehan [2], demonstrates the possibility of maintaining two elements at two distinct temperatures in a stationary state[6] without added external energy. The term for this phenomena was coined as epicalysis. Recent theoretical work has established an interesting connection between Maxwell's equations, written in their original quaternion form and thermodynamics. This connection is used to establish a theoretical basis on the measured thermodynamic, non-equilibrium, properties of epicalysis that involves dissociation of Hydrogen gas using Tungsten and Rhenium metals. The phenomenon emerges out of standard (non quantum mechanical) kinetic theory in a limit of very low gas pressure and density and strong gas-surface interactions. Due to the differing desorption rates for monatomic and diatomic molecules (monomer A and dimer A_2 respectively) (see Figure 1), there arises differing pressures and temperatures between the faces of the experimental apparatus vanes as shown in Fig 1. This can be harnessed to perform work, in an apparent conflict with principles of thermodynamics. The experimental realization of this paradox involves the dissociation of low-pressure hydrogen gas on high-temperature refractory metals (tungsten and rhenium) under black-body cavity conditions. The results, corroborated by other laboratory studies and supported by theory, confirm the paradoxical temperature differences and point to an explanation through discarded terms in Maxwell's Equations (Quaternionic Form) as they are traditionally used in vector representation. In an attempt to refute a newly predicted black-body cavity phenomenon, Duncan[3] proposed: stationary-state pressure gradients

arising due to surface-specific dissociation and recombination of dimeric gases. Duncan's thought experiment consists of a sealed black-body cavity housing a diatomic gas (A_2) and a radiometer. The opposing vane faces have different chemical activities with respect to the gas-surface reaction (A_2 , $2A$), and different desorption and adsorption rates for the dimer and the monomer. The experiments reported by Sheehan [2], are the first experimental realization of Duncan's thought paradox. The measurements, despite being conducted under thermodynamically open non-black-body cavity conditions, served to establish benchmark dissociation rates against which the results of Duncan's black-body cavity experiments could be gauged. In Sheehan's experiments, tungsten and rhenium filaments are the opposing metals in a thermocouple. They were incorporated in two kinds of high-temperature experiments. In Part I, the gas-filament experiments, the dissociation rates were measured for both hydrogen and helium on refractory metal filaments (tungsten and rhenium). They were quantitatively compared over a range of temperatures and pressures (300 T - 2,000 K; 0.01 P 10 Torr). In Part II, the Duncan Paradox experiments, tungsten and rhenium coated thermocouples were incorporated in high-temperature, thermodynamically closed black-body cavities. Details of the experimental setup are described in detail in reference [2]. In summary, the gas-filament and Duncan paradox results suggest modifications and new interpretation to traditional theoretical understanding. If the standard theory of heterogeneous catalysis is valid, then the gas-filament experiment should not have been able to shift their H and H_2 concentrations so far from equilibrium as was observed, and not have 2 distinctly different values, in which case they should not have been able to display dif-

ferent hydrogen dissociation power consumption. This implies that ΔP_{hd} should have been zero over the entire temperature-pressure range investigated. These results can be explained, however, within a recently proposed theoretical extension to catalysis: epicalysis [11]. The Duncan Paradox experiments are more problematic. Within the traditional understanding of the thermodynamics, standing temperature differentials such as those reported should not be possible. The Duncan Paradox experiment, however, maintained two distinct temperatures that did not relax to a single temperature because its dual surface-specific reaction rates. Apparently, the Duncan Paradox system constitutes a stationary-state of non-equilibrium. In addition, the temperature differences in Duncan Paradox experiments generated Seebeck voltages that can drive currents. In this paper, we analyze this effect using Maxwell's equations in their original quaternion representation.

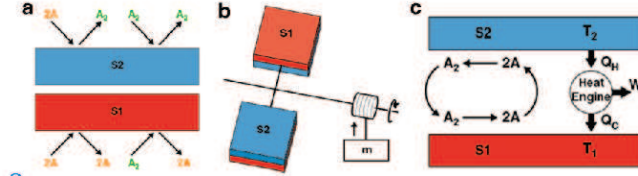
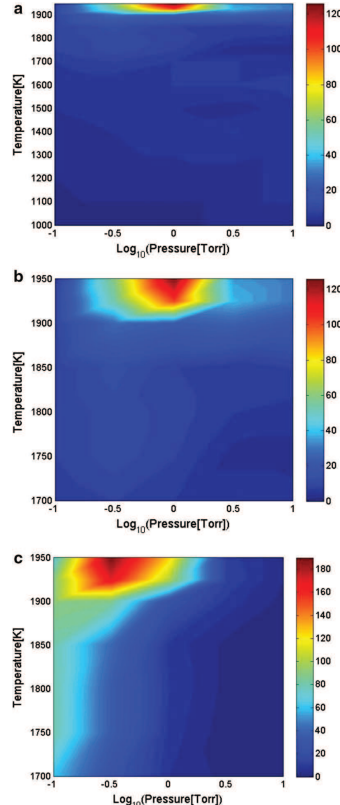


Figure 1: Duncan's Paradox. 1a) A_2 is the diatomic molecule. $2A$ is the monoatomic molecule. S2 is surface 2 and S1 is surface 1. T_1 and T_2 are the respective temperatures for each surface. 1b) Shows a radiometer winding a mass m . 1c) W is the work output for the cycle between the plates of the 2 surfaces[2].

A. Experimental Graphs

Figure 2: Duncan Paradox experimental results. Duncan's temperature difference. 2a) $\Delta T_{\text{H}_2-\text{Helium}}$ at experimental temperatures and pressures in tungsten black-body cavity ($1,000 \leq T \leq 1,950$ K; $0.1 \leq P \leq 10$ Torr). Re cools relative to W. (Color scale units: Kelvins (K).) Note: Additional measurements extend barren region down to room temperature (290 K). 2b) $(\Delta T_{\text{H}_2-\text{He}}/P)$ in most active temperature interval of a ($1,700 \leq T \leq 1,950$ K). (Color scale units: K.) 2c) Pressure-normalized data from 2b ($\Delta T_{\text{H}_2-\text{He}}/P$) versus



experimental temperature and pressure. (Color scale units: K/Torr) threshold [2]

II. MATHEMATICAL DEVELOPMENTS

In work by Jack[4] Maxwell's equations are exhibited in their original quaternion forms. Since this mathematical approach may be unfamiliar to most physicists. We will summarize his results. The interested reader is referred to his paper for more details.

A general quaternion is written as:

$$a = a_0 + a_1 i + a_2 j + a_3 k \quad (1)$$

where the i, j, k ($i = \sqrt{-1}, j = \sqrt{-1}, k = \sqrt{-1}$). where i, j, k are the anti-commuting hyper complex roots of -1, and the a_0, a_1, a_2, a_3 are elements of the real number set, can be used to write down Maxwell's Equations. Then Maxwell electromagnetic potentials (A) can be written as:

$$A = U + A_0 i + A_1 j + A_2 k \quad (2)$$

The differential operator being written out in a similar manner as:

$$\frac{d}{dr} = \frac{d}{dt} + i \frac{d}{dx} + j \frac{d}{dy} + k \frac{d}{dz} \quad (3)$$

With $c = 1$ (speed of light). After some algebra we can state the Electric and Magnetic field terms appear, as quaternions:

$$E = \left\{ \frac{d}{dr}, A \right\} \quad (4)$$

$$B = \left[\frac{d}{dr}, B \right] \quad (5)$$

That is, the electric field is the negative symmetric derivative of the potential, and the magnetic field is the positive anti-symmetric derivative of the potential.

$$E = -1/2 \left(\frac{d}{dr} \rightarrow A + A \leftarrow \frac{d}{dr} \right) \quad (6)$$

For the Electric Field (the arrows shown indicate multiplication right or left). Then the Magnetic Field becomes:

$$B = +1/2 \left(\frac{d}{dr} \rightarrow A - A \leftarrow \frac{d}{dr} \right) \quad (7)$$

Which according to references [10] the electric field is the negative symmetric derivative of the potential, and

the magnetic field is the positive anti-symmetric derivative of the potential. The space components of these quaternion fields correspond exactly to the electric and magnetic fields in the usual 3-vector calculus. However, the electric quaternion field now has a time component, which we label, Ω , so that, $E = \Omega + \mathbf{E}$, while the magnetic quaternion field has no time component, so that, $B = 0 + \mathbf{B}$. And if we allow our notation to alternate between Heaviside-Gibbs 3-vector and that of Hamilton's Quaternion 3-vector, taking care to match up only the components of the appropriate expressions, we can write the quaternion derivative in terms of the more familiar vector notation as:

$$\frac{d}{dr} \rightarrow A = \frac{\partial \phi}{\partial t} - \nabla \bullet A + \frac{\partial A}{\partial t} + \nabla \phi + \nabla \times A \quad (8)$$

And for the other symmetry:

$$\frac{d}{dr} \leftarrow A = \frac{\partial \phi}{\partial t} - \nabla \bullet A + \frac{\partial A}{\partial t} + \nabla \phi - \nabla \times A \quad (9)$$

Then, by inspection, the reformulated Maxwell Field Equations are:

$$\left[\frac{d}{dr}, B \right] = \left\{ \frac{d}{dr}, A \right\} \quad (10)$$

and similarly

$$\left[\frac{d}{dr}, E \right] = - \left\{ \frac{d}{dr}, B \right\} \quad (11)$$

The anti-symmetric derivative of the magnetic field is the positive of the symmetric derivative of the electric field. And, the anti-symmetric derivative of the electric field is the negative of the symmetric derivative of the magnetic field. The first represents a real physical law, while the second is easily proven to be an algebraic identity when given the definitions of the electric and magnetic fields above. The algebra dictates a new term. This term is not gauge transformed away. In essence, it is an essential part of the equations whose existence will lead us to a thermodynamic connection between Maxwell's equations and electro-motive force (EMF). Writing the quaternionic equations now in vector format with the more complete Maxwell Formulation for macroscopic materials we have:

$$\nabla \times H = \left(\frac{1}{c} \right) \left(\frac{\partial D}{\partial t} + 4\pi J \right) + \nabla \Omega \quad (12)$$

$$\nabla \times D = - \frac{1}{c} \frac{\partial H}{\partial t} \quad (13)$$

$$\nabla \bullet D = \left(\frac{1}{c} \right) \frac{\partial \Omega}{\partial t} + 4\pi \rho \quad (14)$$

$$\nabla \bullet H = 0 \quad (15)$$

and the last set of equations we have:

$$\Omega = - \left(\frac{1}{c} \right) \frac{\partial \phi}{\partial t} + \nabla \bullet A \quad (16)$$

$$D = - \nabla \phi - \left(\frac{1}{c} \right) \frac{\partial A}{\partial t} \quad (17)$$

and finally:

$$\mu H = \nabla \times A \quad (18)$$

In this formalism, $D = \epsilon E$, $B = \mu H$, [5] and provided we now identify the electric charge density ρ , and electric current density, J , with the terms involving Ω . Thus, $4\pi\rho = \left(\frac{1}{c} \right) \frac{\partial \Omega}{\partial t}$, and $\left(\frac{1}{c} \right) 4\pi J = \nabla \Omega$. According to [4] the question of gauge and specifically the Lorentz Gauge does not affect the temporal term Ω in equations 12 and 16 above. Equation 17 is the familiar Lorentz Gauge we arrive at:

$$\nabla \bullet D = -\nabla^2 \phi - \frac{1}{c} \frac{\partial}{\partial t} \nabla \bullet A = 4\pi\rho + \frac{1}{c} \frac{\partial \Omega}{\partial t} \quad (19)$$

Then using equation 14 and 17 we have finally

$$\begin{aligned} -\nabla^2 \phi - \frac{1}{c^2} \frac{\partial^2}{\partial t^2} \phi &= 4\pi\rho + \frac{1}{c} \frac{\partial \Omega}{\partial t} \\ -\nabla^2 A - \frac{1}{c^2} \frac{\partial^2}{\partial t^2} A &= \frac{4\pi J}{c} \end{aligned} \quad (20)$$

In addition we can derive the usual partial differential equation for the vector potential A . The temporal term Ω is not gauged away and is a basic part of the equation. Recall that the scalar quantity Ω is the Temporal Field and emerges from Maxwell's Equations in their Quaternionic form. The scalar field ϕ has the same units-of-dimension as the electric and magnetic vector fields in our Gaussian system of units. And thus, for a given charge, q , the quantity, $q\Omega$, has units of force, similar to the electric force, qE , and the magnetic force, qv/c times B . However, this scalar force has no space direction. Instead, it acts along the time line. These equations then make a distinction between the "thermal" and the "electric" source contributions to the electromagnetic fields. According to P. W. Bridgeman [9] that thermoelectric phenomena require the phenomenological description of EMF to allow for two different kinds of electromotive forces, one that provides what he calls the "working" EMF, and the other that provides the "driving" EMF, for the thermoelectric system. The "working" EMF is responsible for the production of the total energy that emerges from the system, while the "driving" EMF is responsible for moving the charges in the system, giving rise to the electric current. These two electro motive forces, traditionally considered the same in electricity, are not the same when including thermoelectric effects. In this

case, over the given time interval, energy is absorbed or evolved from the charge-field interacting system accordingly, as the signs of the charge and the temporal field are the same or opposite. Since this scalar energy does not require the charge to move in space, in order to manifest as observable phenomena the energy that is absorbed and/or evolved must be interpreted as a form of heat. Moreover, this heat is proportional to the first power of the charge, and thus reverses sign with the change in sign of the charge, or as a change in sign of the electric current, making this a reversible heat engine, corresponding to the experimental observations already known as Peltier and Thomson Heats in thermoelectricity. It is this relationship that we will show is directly responsible for temperature changes (vis-a-vi e.m.f), that provide for explanation of experimental results showing extensions to the current interpretation of thermodynamic principles.

III. THERMODYNAMIC INTERPRETATION OF MAXWELL'S FUNDAMENTAL EQUATIONS

In this section we summarize the equations as developed by [4]Jack, refer to his paper for more details. It is the temporal field, Ω , that represents the total heat energy per unit charge evolving per unit time (i.e. time measured in units of length) from the charge-field interacting system due to both the loss in electrostatic potential energy at the location and the flow of electrodynamic momentum out of the same location, much like the diffusion heat flow being due to the sum of two different processes, conduction and convection, in non-equilibrium thermodynamics. This relationship between the temporal field and temperature can be more clearly expressed functionally, $\Omega = \Omega(T)$. And with this in mind, we conclude that the time rate of change of the temporal field is proportional to the time rate of change of the temperature: We note the following thermodynamic relationships[7]:

$$\nabla \bullet E_{\Omega} = + \frac{1}{c} \frac{\partial \Omega}{\partial t} \quad (21)$$

The time derivative of the temporal field in equation 21 plays the role of a charge density. We can derive a different form for the divergence equation here much like we do for the electromagnetic field in materials where we use the symbol D to indicate the effective electric field in media. In this format we preserve this relationship as:

$$\nabla \bullet (E - E_{\Omega}) = 4\pi\rho \quad (22)$$

Given the thermodynamic relationship to heat capacity $Q = mC\Delta(\text{Temperature})$, we conclude that the time rate of change of the temporal field is proportional to the time rate of change of the temperature, through the relationship, $\frac{\partial \Omega}{\partial t} = \frac{\partial \Omega}{\partial T} \frac{\partial T}{\partial t}$, where we adapt the notation of Jack, with T being the thermodynamic Temperature. We can then make the connection to Heat Capacity (C)

and the Temporal Field as:

$$\frac{\partial \Omega}{\partial T} = - \frac{1}{qc} \frac{d(-qc\Omega)}{dT} = C_q \quad (23)$$

The speed of light now restored, and with $-qc\Omega$ the Heat energy absorbed per unit time by the charge q. As such it plays the role of material dependant heat capacity. Then the above equation for the change of Temporal field Ω with respect to time t is further interpreted as:

$$\frac{\partial \Omega}{\partial t} = C \frac{\partial T}{\partial t} \quad (24)$$

In essence we have integrating over time t:

$$Q = \Delta\Omega(T) = C_q\Delta T \quad (25)$$

Thus, the temporal field, Ω , represents the total heat energy per unit charge (Q) evolving per unit time (i.e. time measured in units of length) from the charge-field interacting system due to both the loss in electrostatic potential energy at the location and the flow of electrodynamic momentum out of the same location, much like the diffusion heat flow being due to the sum of two different processes. Refer to equation (19) and we develop a Gauss Law type relationship with E_{Ω} :

$$\iiint \nabla \bullet E_{\Omega} dV = \frac{4\pi}{\epsilon(\varpi)} \sigma_{ENCLOSED} \quad (26)$$

Or for our two dimensional geometry:

$$E_{\Omega} = \frac{\sigma_{Enclosed}}{\epsilon(\omega)} \quad (27)$$

a familiar result for a metal conductor. Now we relate this formula to equation 19 and we get:

$$\frac{\sigma_{enclosed}}{\epsilon(\varpi)} = C_q \frac{\partial \Omega}{\partial t} \quad (28)$$

Up to this point we have shown many equations of electromagnetsim that show the functional changes that occur when we incorporate the temporal filed. A final set of equations can be constructed that will prove valuable to our discussion.

IV. RESULTS AND DISCUSSION

We see that this novel usage of quaternion form of Maxwell Equations leads to a more comprehensive thermodynamic interpretation of epicalysis. We base our work on several papers. As we seek to relate the power (disassociate) difference to Rhenium and Tungsten as shown in the results [1] and [2], we will keep the time derivatives and relate them to the quantities Sheehan has measured. As such we will make the association as:

$$P_{H/He} = \frac{\partial \Omega(T)}{\partial t} = C_{H/He} \frac{\partial T}{\partial t} \quad (29)$$

Where the subscript H or He refers to either types of atomic elements. As a result of differing desorption rates for A and A₂, there arise permanent pressure and temperature differences, either of which can be harnessed to perform work. These are unexpected results obtained by Sheehan's experiments. Here we report on the first theoretical support of this experimental realization, involving the dissociation of low-pressure hydrogen gas on high-temperature refractory metals (tungsten and rhenium) under black-body cavity conditions. The results, corroborated by other laboratory studies and supported by this theory, confirm the paradoxical temperature difference and point to physics beyond the traditional understanding of the second law

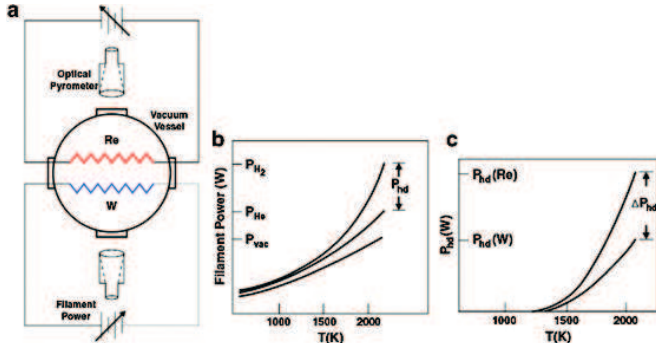


Figure 3: GF experiment: 3a) A Hydrogen dissociation apparatus. Filaments symbolized by resistors. 3b) Filament power versus temperature under vacuum and under identical pressures of He and H₂. Hydrogen dissociation power: $P_{hd} = P_{h2} - P_{he}$. 3c) Hydrogen dissociation power (P_{hd}) for Re and W filaments. ΔP_{hd} is the difference between $P_{hd}(Re) - P_{hd}(W)$ (H₂ dissociation rates between these two metal filaments)[2].

Several interpretations are possible to relate this power difference to Maxwells Equations with the temporal field. The first relation can be exhibited using $-qc\Omega$ the Heat energy absorbed per unit time by the charge q as indicated above. In this guise we could write:

$$-qc\Delta\Omega = \Delta P_{hd} \quad (30)$$

or

$$-qc(\Omega^{RE} - \Omega^W) = P_{hd}(Re) - P_{hd}(W) \quad (31)$$

This form does not exhibit the material properties that are needed on the left hand side (LHS) in order to be predictive. That is to formulate the left had side of equation 31 in terms of Rhenium and Tungsten. Instead it is more interesting to manipulate Maxwell Equations, specifically equation 12. We do this by multiplying this equation by the ratio of current to conductivity, J/σ . This will include the material specifications we require for this case of Re and W but also for other metals substances that could exhibit the same phenomena. This equation (31) can be rearranged and interpreted as Heat Loss or Heat Gain by the metal differences, again see [4]equation 37 in

his work. We arrive at the suggestive form:

$$\frac{dQ}{dt} = J^2/\sigma + \frac{c}{4\pi\sigma} \frac{d\Omega}{dK} J \cdot \nabla T \quad (32)$$

$\frac{dQ}{dt}$ being the rate or loss of heat from the system is the sum of two terms. One being the Joule Heat and the other being the reversible Thompson like heat. This form fits in well with the interpretation of ΔP_{hd} . We propose a linear model relationship between Ω T Thermodynamic Temperature. Similiar in philosophy to the relationship between gravitational mass and inertial mass from mechanics. In this sense we have an equation derived from 32 for each metal. That is the difference:

$$\frac{dQ}{dt}_{RE} - \frac{dQ}{dt}_W = J^2 \left\{ \frac{1}{\sigma_{RE}} - \frac{1}{\sigma_W} \right\} + \frac{c}{4\pi} A \Delta T J \cdot \nabla T \quad (33)$$

We expose here the difference in thermodynamic temperature between the two metal plates from the Sheehan experiment. In the gradient of Ω we assume it to be the same across both plates. This is relative to the same geometry in both metals. (change in temperature T over x and y directions should follow the same relationship). In essence geometry will not effect this term since there are no differences between the metal plate geometry. However the ΔT (change in thermodynamic temperature) reflects no geometry effect. The differences that might exist are subtracted out due to geometry. In addition we assume a model $\Omega = A(T)$. The term A is a constant. We can fit that to the experiment in question or just set $A=1$ for a first case. Combining equations 33 and 32, our final result:

$$J \left\{ \frac{1}{\sigma_{RE}} - \frac{1}{\sigma_W} \right\} + \frac{c}{4\pi} A \left\{ \frac{K_{RE}}{\sigma_{RE}} - \frac{K_W}{\sigma_W} \right\} J \cdot \nabla T \quad (34)$$

$$= P_{hd}(Re) - P_{hd}(W)$$

What we need is the change in thermodynamic temperature on the LHS to be related to measurable effects of the right hand side (RHS) in 34 above. The electrical conductivity of Rhenium and Tungsten is measured as $\sigma_{RE} = 5.6 \times 10^6 S/m$, while for Tungsten we have $\sigma_W = 2 \times 10^7 S/m$. The J^2 term is always positive. However its product with the inverse conductivity differences is less than zero. In the case where the gradient of T = 0, (no gradient of temperature across surface) .[8]which would represent non-equilibrium conditions and not steady state. We find from Sheehan $P_{hd}(Re) - P_{hd}(W) = -0.8$ W in agreement with our prediction. Other metals would show varying differences as well.

This provides a clear modeling approach for this particular phenomena and future experimental branching. We intend to explore this approach to other experimental prototypes.

ACKNOWLEDGMENTS

We wish to acknowledge the support of Professor Daniel Sheehan for offering suggestions and encouragement in this work.

-
- [1] D.P.Sheehan. The second law and chemically-induced, steady-state pressure gradients: controversy, corroboration and caveats. *Phys. Letters A*, 280:185–190, 2001.
- [2] D.P.Sheehan, D.J.Mallin, J.T.Garamella, and W. F.Sheehan. Experimental test of a thermodynamic paradox. *Foundations of Physics*, 44:235–247, March 2014.
- [3] T. L. Duncan. Comment on dynamically maintained steady-state pressure gradients. *Phys Rev E*, 61:4661, 2000.
- [4] Peter Michael Jack. Physical space as a quaternion structure, i: Maxwell equations. a brief note. *arXiv:math-ph/0307038v1*, July 2003.
- [5] J.D.Jackson. *Classical Electrodynamics*. John Wiley and Sons, 2 edition, 1975.
- [6] In fact, a Non-Equilibrium Steady State whose state is maintained but with changes of species across various interfaces.
- [7] Here we return to the form of the electric and magnetic field in a microscopic sense.
- [8] Even if the gradient of T across the geometry is non zero, we can easily show that its dot product with J which is essentially a surface current close to 0.
- [9] P.W.Bridgeman. *The Thermodynamics of Electrical Phenomena in Metals and a Condensed Collection of Thermodynamic Formulas*. Dover Publications, 1961.
- [10] W.R.Hamilton. On a new species of imaginary quantities connected with the theory of quaternions. *Ir. Acad. Proc.*, II:424–434, November 1843.
- [11] X.Qi, Z.Chen, and G.Wang. Formation and transport of atomic hydrogen in hot filament chemical vapor deposition reactors. *Jour Mater Sci and Tech*, 19:235–239, 2003.