

A Gradient Tree Boosting based Approach to Rumor Detecting on Sina Weibo

Xiao Xiong, School of Computer Science and Engineering, University of Electronic Science and Technology of China

Bo Yang*, School of Computer Science and Engineering, University of Electronic Science and Technology of China. *Corresponding author, yangbo@uestc.edu.cn

Zhongfeng Kang, School of Computer Science and Engineering, University of Electronic Science and Technology of China

Rumor detecting on microblogging platforms such as Sina Weibo is a crucial issue. Most existing rumor detecting algorithms require a lot of propagation data for model training, thus they do not have good detecting accuracy at the early stage after a rumor message is posted. In this paper, we propose to use gradient tree boosting (GTB) approach to rumor detecting, based on which a rumor detecting algorithm is developed. At the same time, the GTB-based approach makes it easy to conduct feature selection, and a feature selection algorithm is developed. Experiments on a widely used dataset of Sina Weibo show that the proposed detecting algorithm outperforms the state-of-the-art detecting algorithms; moreover, it has the highest detecting accuracy at the early stage. This work seems to be the first to use GTB-based approach in rumor detecting, and the results suggest that it may be a promising one.

CCS Concepts: • **Human-centered computing** →Blogs; Social media; • **Computing methodologies** →Supervised learning;

KEYWORDS

Rumor detecting, ensemble learning, gradient tree boosting, feature selection, early detecting

1 INTRODUCTION

Microblogging platforms such as Sina Weibo¹ [1], similar to Twitter [2], allow users to instantly broadcast short messages with optional images and other kinds of multimedia data to all their followers. As one of the most influential social media sites in China, Weibo has more than 500 million users, and more than 100 million postings are posted on Weibo every day [18]. Weibo has a high speed of information propagation which makes it easy and fast for people to communicate with each other; on the other hand, Weibo also becomes an ideal platform for the spread of false information and fake news, i.e., rumors.

If a rumor is posted on Weibo, it can spread widely through all the followers. Incidents of online rumor spreading can lead to serious consequences such as massive public panic, social unrest, etc. For example, In July 2017 a rumor on Weibo claimed that there would be an earthquake within two months in Lianyungang², and many panic people who did not know the truth forwarded this message and soon it was diffused throughout the Internet. In the end, experts from the earthquake administration in China officially dispelled this rumor.

It can be noted that without proper background knowledge or apparent official evidence, it is rather difficult for people to distinguish between rumor messages and non-rumor messages. Therefore, it is desirable to automatically identify rumor messages on Weibo to prevent them from spreading, preferably as early as the messages are posted.

¹ In this paper, Sina Weibo is abbreviated as Weibo hereafter.

² A city in China.

In the literature, the problem of automatic detecting of rumors on Weibo has attracted substantial research. Most of related research uses classification algorithms for rumor detecting [3]-[10], among which the recurrent neural networks (RNN) based rumor detecting algorithm was shown to have the highest detecting accuracy [10]. Nevertheless, there is a main drawback to the state-of-the-art rumor detecting algorithms³, i.e., the algorithms require a lot of propagation data for model training, thus satisfactory detecting accuracy can only be achieved when sufficient propagation data are available, which implies that the rumor message has already relatively widely spread. Since rumor detecting aims to identify rumors as early as possible to prevent them from spreading, unsatisfactory early detecting accuracy becomes a critical issue.

In this paper, we propose to use gradient tree boosting (GTB) approach in rumor detecting, based on which an algorithm, gradient tree boosting based rumor detecting (GTB-RD) algorithm is developed. The GTB-RD algorithm is an ensemble algorithm [11][12] that combines multiple base detectors to achieve high accuracy. The use of GTB-based approach has two desirable features. On the one hand, experiments on a widely used Weibo dataset suggest that the proposed GTB-RD algorithm seems to have the highest detecting accuracy, both at the early stage and in the long term, compared with the state-of-the-art detecting algorithms. For example, when detecting deadline is 0, i.e., as soon as a message is posted, the detecting accuracy is already 89.1%. On the other hand, GTB-based approach enables feature selection to be conducted in a convenient way, and a feature selection algorithm is developed in this paper. The use of proper features also contributes to the increase of detecting accuracy achieved by the GTB-RD algorithm. To the best of our knowledge, this work seems to be the first to try GTB-based approach on rumor detecting.

The remainder of this paper is organized as follows. In Section 2 related work is reviewed. In Section 3 the GTB-RD algorithm is proposed; and in Section 4 feature construction and selection for Weibo rumor detecting are conducted. Section 5 presents experimental studies and results. Section 6 concludes this paper.

2 RELATED WORK

Rumor detecting on social media began with the pioneering study of information credibility on Twitter [6]. Existing rumor detecting algorithms can be generally classified into three types: detecting by statistical features [4][6][7], detecting by feature variation over time [3][5][8][10], and detecting by messages' propagation structure [9]. Here we give a brief review on related work.

For rumor detecting by statistical features, most of existing work attempted to classify messages using information on message content, users and comments [4][6][7], and different sets of hand-crafted features were proposed and used.

For rumor detecting by feature variation over time, Zhao et al. [3] used clue terms such as "not true", "unconfirmed" or "debunk" to find questioning and denying posts; Ma et al. [5] and Kwon et al. [8] proposed time series algorithms for rumor detecting; Ma et al. [10] adopted deep learning algorithms, specifically, RNN-based algorithm, for rumor detecting. In [3][5][8][10], the variation of social context features during the message propagation over time was used.

For rumor detecting by messages' propagation structure, Wu et al. [9] proposed a graph-kernel-based hybrid SVM algorithm, which captured the propagation patterns as well as semantic features for rumor detecting. The propagation structure of a message was modeled by a propagation-tree-based structure.

Early rumor detecting is also an important issue, which has been studied in [3][5][10] by examining the variation of detecting accuracy with time. In this paper, we conduct similar study and compare the early detecting accuracy of the proposed GTB-RD algorithm with that of the algorithms in [3][5][10].

³ including rumor detecting algorithms on Weibo and on other microblogging platforms such as Twitter.

3 A GTB-BASED APPROACH TO RUMOR DETECTING

3.1 Problem definition

Rumor detecting problem can be defined as follows (e.g., [3]-[10]). Consider a labeled dataset with n posted messages:

$$\mathcal{D} = \{(x_1, y_1), (x_2, y_2), (x_3, y_3), \dots, (x_n, y_n)\}, \quad (1)$$

where x_i ($i=1, 2, \dots, n$) represents the features of the i :th message and $y_i \in \{c_1, c_2\}$ ($i=1, 2, \dots, n$) represents the label of message x_i . For each message x_i , there are t features, $x_i^1, x_i^2, \dots, x_i^t$. c_1 and c_2 represent a message is rumor or non-rumor, respectively. The goal of a rumor detecting algorithm is to give a predicted label for an unlabeled message, indicating whether the message is a rumor or not.

3.2 The Gradient Boosting Approach

Ensemble learning [11][12] combines multiple base classifiers to form a strong predicting model and generally obtains high predicting accuracy. One of the advantages of ensemble learning is that it does not require base classifiers to have high accuracy to obtain the overall high accuracy of the predicting model [19][20][21]. By ensemble learning, a complex problem can be decomposed into multiple sub-problems that are easier to solve and understand.

Boosting, e.g., gradient boosting [14][16], and bagging are two approaches commonly used in ensemble learning. In this paper, we propose to use gradient boosting approach, specifically, gradient tree boosting approach (details can be found in Section 3.3) to rumor detecting. Adopting gradient boosting approach, the output prediction $F_M(x_i)$ for message x_i is the additive sum of M base classifiers, referred to as base detectors in this paper, i.e.,

$$F_M(x_i) = \sum_{m=1}^M \gamma_m h_m(x_i), \quad (2)$$

where $h_m(x)$'s are base detectors in the context of boosting, γ_m is the weight of detector $h_m(x)$. The above additive model is built in a forward stage-wise manner, i.e.,

$$F_m(x) = F_{m-1}(x) + \alpha \gamma_m h_m(x), \quad m=1, 2, \dots, M, \quad (3)$$

where α is the learning rate ($0 < \alpha \leq 1$).

For stage m , a base detector $h_m(x)$ is chosen to be the one that minimizes the loss function L given the current model $F_{m-1}(x)$ and its prediction, i.e.,

$$F_m(x) = F_{m-1}(x) + \arg \min_h \sum_{i=1}^n L(y_i, F_{m-1}(x_i) + h(x_i)), \quad (4)$$

where L is the mean square error, defined as

$$L(F_m(x), y) = \frac{1}{n} \sum_{i=1}^n (F_m(x_i) - y_i)^2 \quad (5)$$

The minimization problem can be numerically solved via negative gradient direction of the loss function, i.e.,

$$F_m(x) = F_{m-1}(x) - \gamma_m \sum_{i=1}^n \nabla_F L(y_i, F_{m-1}(x_i)) \quad (6)$$

In stage m , the predicting target for the base detector to fit is calculated by

$$z_{m,i} = - \left[\frac{\partial L(y_i, F_{m-1}(x_i))}{\partial F_{m-1}(x_i)} \right] \quad (7)$$

The weight of base detector is calculated by

$$\gamma_m = \arg \min_{\gamma} \sum_{i=1}^n L \left(y_i, F_{m-1}(x_i) - \gamma \frac{\partial L(y_i, F_{m-1}(x_i))}{\partial F_{m-1}(x_i)} \right). \quad (8)$$

The final prediction \hat{y}_i , is the label that has the highest probability, i.e.,

$$\hat{y}_i = \arg \max_c P(y_i = c), \quad (9)$$

$$\text{where } P(y_i = c_1) = \frac{e^{F_M(x_i, c_1)}}{e^{F_M(x_i, c_1)} + e^{F_M(x_i, c_2)}} \quad (10)$$

$$P(y_i = c_2) = \frac{e^{F_M(x_i, c_2)}}{e^{F_M(x_i, c_1)} + e^{F_M(x_i, c_2)}} \quad (11)$$

In the above, $F_M(x_i, z) = P\{F_M(x_i) = z\}$, $z \in \{c_1, c_2\}$, can be calculated by Eq.(1)-Eq.(8).

3.3 Base Detectors in GTB-RD Algorithm

When regression trees are used as base detectors, gradient boosting is referred to as gradient tree boosting (GTB), e.g., XGBoost and LightGBM [13] are all variants of GTB. In this paper, we adopt the GTB approach to rumor detecting, based on which an algorithm, GTB-RD algorithm, is developed.

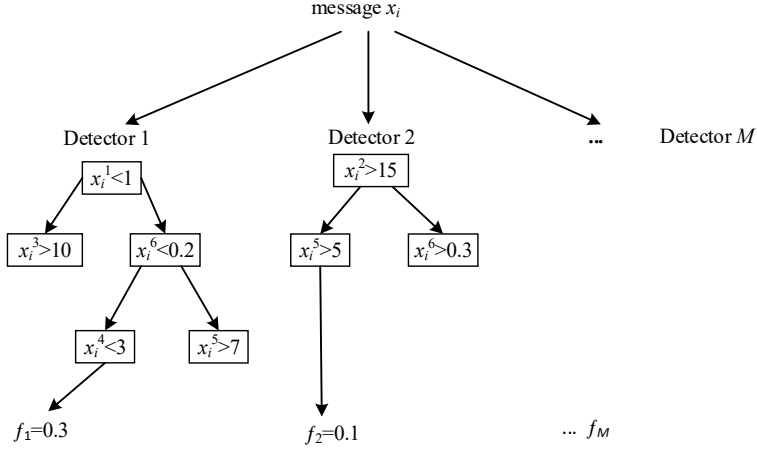


Fig. 1. Calculation of output prediction $F_M(x_i, z)$ when base detectors are regression trees.

In GTB-RD algorithm, $F_M(x_i, z)$ can be calculated as illustrated in Fig.1, which shows M regression trees (detectors) that have been trained. Given an unlabeled message x_i , the predictions from base detectors are f_1, f_2, \dots, f_M , respectively, and $F_M(x_i, z)$ is calculated as

$$F_M(x_i, z) = \gamma_1 f_1 + \gamma_2 f_2 + \dots + \gamma_M f_M . \quad (12)$$

Then the predicted label \hat{y}_i can be calculated by Eq.(9).

The training of a regression tree is as follows (the detailed algorithm is given as Algorithm 2 in Section 3.5). A regression tree $t(x)$ recursively splits the training samples $(x_1, y_1), (x_2, y_2), (x_3, y_3), \dots, (x_n, y_n)$ into M regions, R_1, R_2, \dots, R_M , i.e.,

$$t(x) = \sum_{m=1}^M c_m I(x \in R_m), \quad (13)$$

$$\text{where } I(x \in R_m) = \begin{cases} 1, & \text{if } x \in R_m \\ 0, & \text{otherwise} \end{cases} \quad (14)$$

For each region of the tree, the output target is the average of the samples that the region contains, i.e.,

$$\hat{c}_m = \frac{1}{|R_m|} \sum_{x_i \in R_m} y_i \quad (15)$$

The training process of a regression tree is to find a splitting variable j from the input features and a splitting point s such that the samples fall into two regions R_{left} and R_{right} :

$$R_{left}(j, s) = \{x | x^j \leq s\} \quad (16)$$

$$R_{right}(j, s) = \{x | x^j > s\} \quad (17)$$

For a message that falls into the region R_{left} or R_{right} , the prediction is the averaged targets of the samples that the region contains:

$$\hat{c}_{left} = \frac{1}{|R_{left}(j, s)|} \sum_{x_i \in R_{left}(j, s)} y_i \quad (18)$$

$$\hat{c}_{right} = \frac{1}{|R_{right}(j, s)|} \sum_{x_i \in R_{right}(j, s)} y_i \quad (19)$$

Therefore, the squared loss of the samples is:

$$\sum_{x_i \in R_{left}(j, s)} (y_i - \hat{c}_{left})^2 + \sum_{x_i \in R_{right}(j, s)} (y_i - \hat{c}_{right})^2 \quad (20)$$

Finally, the optimization objective for each split is

$$\min_{j, s} \left[\min_{c_{left}} \sum_{x_i \in R_{left}(j, s)} (y_i - \hat{c}_{left})^2 + \min_{c_{right}} \sum_{x_i \in R_{right}(j, s)} (y_i - \hat{c}_{right})^2 \right] \quad (21)$$

A regression tree stops splitting until it reaches the depth P or the number of training messages that fall into the region is smaller than H . P and H are hyper-parameters that are defined in advance to prevent the regression tree from over-fitting.

3.4 Detecting deadline

The time when the rumor detecting is carried out is crucial. In general, the earlier to detect a message, the lower detecting accuracy would be. The time elapsed from the time when a message is posted to the time when the detecting is conducted is referred to as detecting deadline [3][5][10], denoted by T in this paper.

For a sample x_i in the given dataset \mathcal{D} , rearrange x_i in the following format:

$$x_i = (\text{const features}; \text{changing features}) = (x_i^1, x_i^2, \dots, x_i^t; x_i^{t+1}(T), x_i^{t+2}(T), \dots, x_i^{t+p}(T)), \quad (22)$$

where x_i^j ($j=1,2,\dots,t$) is the j :th constant feature; $x_i^k(T)$ ($k=t+1,t+2,\dots,t+p$) is the k :th changing feature. A constant feature is a feature whose value stays unchanged during the message propagation, e.g., “Message length”; while a changing feature is a feature whose value changes during the message propagation, e.g., “Num of comments”. Define

$$V(x_i^k, T) = x_i^k(T), \quad (23)$$

where $V(x_i^k, T)$ represents the value of the k :th changing feature for message x_i when detecting deadline is T .

3.5 The GTB-RD algorithm

Finally, the proposed GTB-RD algorithm is presented in Table 1.

Table 1. The GTB-RD Algorithm

Algorithm 1: GTB-RD Algorithm

Given a dataset D with n samples, defined by Eq. (22).
Input: T : detecting deadline, M : number of base detectors, α : learning rate, v : an unlabeled message to predict.

- 1: **For** each sample in D **do**
- 2: **For** each changing feature in sample x_i , **do**
- 3: Calculate feature value at detecting deadline T by Eq. (23).
- 4: Initialize F_0 to a constant.
- 5: **For** $m=1$ to M **do**
- 6: **For** each sample **do**
- 7: Update the target of each sample by Eq. (7).
- 8: **End**
- 9: Fit a regression tree to predict the targets by **Algorithm 2**.
- 10: Compute weight of the regression tree by Eq. (8).
- 11: Update the model by Eq. (3).
- 12: **End**
- 13: Obtain $F_M(x_i, c_1)$ by Eq. (2).
- 14: Repeat step 4 to step 13 to obtain $F_M(x_i, c_2)$.
- 15: **Output:** the predicted label for message v by Eq. (9).

Table 2 presents the training algorithm of base detectors in GTB-RD algorithm.

Table 2. Training algorithm of a base detector in GTB-RD algorithm

Algorithm 2: Regression Tree Training

Input: P : maximum tree depth

- 1: **For** every feature in x **do**
 - 2: **For** every split point in current feature **do**
 - 3: Calculate loss by Eq. (20).
 - 4: **End**
 - 5: **End**
 - 6: Find the feature and the split point that minimize current loss.
 - 7: Split the data into two regions by Eq. (16) and Eq. (17). Calculate the predication by Eq. (18) and Eq. (19).
 - 8: Repeat step 1 to step 7, until the maximum depth P is reached.
 - 9: Output: the regression tree as Eq. (13).
-

4 FEATURE CONSTRUCTION AND SELECTION

To any rumor detecting algorithm, features used in the algorithm are quite important and could influence the results obtained significantly [3][9]. In this Section, feature construction and selection are conducted.

Feature construction: In related research, normally 20-30 features are used for Weibo rumor detecting [3][5][9]. In this paper, we adopt features used in related research and also propose new features. All these features are candidates for later feature selection. Table 3 presents 34 features that are used in later selection. Among them, 21 features are those used in the literature and 13 features are proposed in this paper.

Table 3. List of the features constructed for later selection

Features used in related research	Features proposed in this paper
Time span, Num of '@'s, Num of topics, Num of emoji, Num of friends, Num of followers, Registration time, User influence, Num of comments, Num of reposts, User id, User name, User description, City, Province, User verified, Number of images, Number of videos, User gender, User location, Hyperlink	Message length, Num of question mark, Num of exclamation, Num of quotes, Num of brackets, First person pronouns, Second person pronouns, Third person pronouns, Num of dates, Num of digits, Num of bi-followers, Num of all messages, Num of likes

Feature selection: A feature selection algorithm is developed, as shown in Table 4. The most important features are identified and other features are dropped. It can be noted that due to the use of the GTB-based approach, feature importance can be relatively easily calculated, i.e., by how many times the feature is used for splitting in the tree growth. The more often a feature is used as the split point of a tree, the more important the feature is. For n features (x^1, x^2, \dots, x^n) , if there are k regression trees (h_1, h_2, \dots, h_k) finally obtained, then the importance of feature x^i is calculated by

$$feature\ importance(x^i) = \frac{\sum_{j=1}^k c_j^i}{\sum_{j=1}^k \sum_{i=1}^n c_j^i}, \quad (24)$$

where c_j^i is the times that feature x^i is used to split regression tree h_j .

Table 4. Feature selection algorithm

Algorithm 3: Feature Selection

Input: M : number of base detectors, α : learning rate, P : maximum tree depth, u : number of candidate features, u_1 : number of features to be selected

- 1: Initialize F_0 to be a constant.
 - 2: **For** $m=1$ to M **do**
 - 3: Update predicting target by Eq.(7).
 - 4: Train a base detector by **Algorithm 2**.
 - 5: **End**
 - 6: **For** $i=1$ to u **do**
 - 7: **For** $m=1$ to M **do**
 - 8: Calculate the times that feature x^i is used in base detector m .
 - 9: **End**
 - 10: Calculate feature importance by Eq.(24).
 - 11: **End**
 - 12: Sort the u candidate features in a descending order of feature importance.
 - 13: Output: Select the first u_1 features.
-

Using the feature selection algorithm, 23 features are selected for Weibo rumor detecting, which are summarized in Table 5. The 23 features can be divided into three categories: message features, user features and comment features.

Table 5. Twenty-three features identified by feature selection (those with asterisks are features proposed in this paper)

Category	Feature	Feature description
Message	Time span	The time interval between user registration and posting
	Message length*	Number of words and characters the message contains
	Num of question mark*	Number of symbol ‘?’ the message contains
	Num of exclamation*	Number of symbol ‘!’ the message contains
	Num of quotes*	Number of quotes symbol the message contains
	Num of brackets*	Number of brackets, including ‘()’, ‘[]’, ‘【】’ and ‘{}’
	First person pronouns*	The number of first person pronouns
	Second person pronouns*	The number of second person pronouns
	Third person pronouns*	The number of third person pronouns
	Num of ‘@’s	‘@’ represents one user is mentioned in the message
Num of topics	On Weibo, a topic is surrounded by the symbol ‘#’	
Num of dates*	The number of dates the message contains	
Num of digits*	The number of digits the message contains	
Num of emoji	The number of emoji the message contains	
User	Num of friends	Number of people the author is following at time of post
	Num of followers	Number of people following the author at time of post
	Num of bi-followers*	Number of followers the author follows
	Registration time	The time of author registration
	Num of all messages*	Number of messages the user posted since registration
User influence	Calculated by Eq. (25).	
Comments	Num of comments	Number of comments on the original message

Num of reposts	Number people who forward the message
Num of likes*	How many times the message is liked

$$User\ influence = \log\left(\frac{followers_count - bi_followers_count}{friends_count + 1}\right) \quad (25)$$

5 EXPERIMENTS AND RESULTS

In this Section, several experiments are conducted on a Weibo dataset. This is the only published dataset for rumor detecting on Weibo, and related research [3][5][6][7][8][10] all used this dataset to validate their Weibo rumor detecting algorithms proposed⁴. For comparative purpose, we also use this dataset in this paper to compare the proposed GTB-RD algorithm with existing algorithms.

5.1 Dataset used in the experiments

The dataset is provided by Sina community management center [15], which is an official debunking platform of Sina that reports known rumors. The dataset contains 2,313 labeled rumors and 2,351 labeled non-rumors. Table 6 provides the details of the dataset.

Table 6. Statistics of the dataset

Statistic	Details
Num of users	2,746,818
Num of total comments	3,805,656
Num of events	4,664
Num of rumors	2,313
Num of non-rumors	2,351
Avg. time length / event	2,460.7 Hours
Avg. num of comments / event	816
Max num of comments / event	59,318
Min num of comments / event	10

5.2 Experiments and results

We compare the proposed detecting algorithm, GTB-RD algorithm, with the following state-of-the-art detecting algorithms:

RNN-based algorithms [10]: Deep learning model RNN is used to capture the dynamic temporal characteristics of rumor diffusion given the sequential nature of text streams in social media, and four RNN-based rumor detecting algorithms, i.e., LSTM-1, GRU-1, GRU-2, and Tanh-RNN were proposed in [10].

DT-Rank [3]: Decision-tree-based ranking algorithm used to identify rumors, which searches for inquiry phrases and clusters disputed factual claims, and ranks the clustered results based on statistical features.

SVM-TS [5]: Linear SVM detecting algorithm that uses time-series structures to model the variation of social contents, users and propagation patterns.

⁴ Some of the related research also conducted experiments on Twitter datasets (but those datasets are not published); but for rumor detecting on Weibo, all related research only used this dataset.

RFC [8]: Random forest classifier that uses three parameters to fit the temporal volume curve.

DTC [6] and SVM-RBF [7]: The algorithms use decision tree classifier and the SVM-based detecting algorithm with RBF kernel, both of which use hand-crafted features based on the overall statistics of the posts.

The proposed GTB-RD algorithm: The algorithm is implemented using python 3 and the selected 23 features are used in the algorithm.

The performance criteria are *accuracy*, *precision*, *recall* and F_1 , which have also been used in related research [3][5][6][7][8][10] to evaluate the performance of detecting algorithms. These criteria are defined as follows.

$$accuracy = \frac{TP+TN}{TP+FP+TN+FN} \quad (26)$$

$$precision = \frac{TP}{TP+FP} \quad (27)$$

$$recall = \frac{TP}{TP+FN} \quad (28)$$

$$F_1 = \frac{2 \times precision \times recall}{precision + recall} \quad (29)$$

In the above, TP is True Positive, FP is False Positive, TN is True Negative and FN is False Negative.

All experiments are conducted on a PC with 3.30GHz CPU and 8G RAM. The proposed GTB-RD algorithm is run by 10-fold cross-validation for 10 times and the average values of accuracy, precision, recall and F_1 are presented in the last row of Table 7. It can be seen that GTB-RD has the best performance in all four criteria. As the related research which we compare with, [3][5][6][7][8][10], does not report the computation times used, it would be difficult to carry out a comparative study on computation times. However, the computation time of the GTB-RD algorithm is 91 seconds (the average value of 10 runs), which seems to be acceptable in practice.

Table 7. Rumor detecting results (the number of base detectors is 500, the maximum tree depth is 6, the learning rate is 0.2)

Detecting algorithm	Class	Accuracy	Precision	Recall	F_1
DT-Rank	R N	0.732	0.732	0.732	0.731
DTC	R N	0.731	0.732	0.730	0.730
RFC	R N	0.772	0.794	0.771	0.768
SVM-RBF	R N	0.818	0.819	0.818	0.818
SVM-TS	R N	0.857	0.859	0.858	0.859
Tanh-RNN	R N	0.873	0.886	0.873	0.873
LSTM-1	R N	0.896	0.900	0.913	0.908
GRU-1	R N	0.908	0.912	0.908	0.908
GRU-2	R N	0.910	0.914	0.910	0.910
GTB-RD	R N	0.951	0.934	0.970	0.951

5.3 Study on the influence of hyper-parameters

It is known that hyper-parameters in a model or an algorithm could have significant influence on the performance of the model or algorithm; therefore, it would be interesting to study how much influence the hyper-parameters may have on the performance of the proposed GTB-RD algorithm.

In GTB-RD algorithm, there are three important hyper-parameters, i.e., the number of base detectors (M in Eq.(2)), the maximum tree depth (P in Algorithm 2), the learning rate (α in Eq.(3)). We use a way similar to that of sensitivity analysis in [17] to study the influence of hyper-parameters on the accuracy. The influences of hyper-parameters on precision, recall and F_1 can be studied in a similar manner, which are omitted due to the length limit of the paper.

Number of base detectors (M): Fig.2 shows how the detecting accuracy of GTB-RD algorithm changes with different M values. We study the cases for different maximum tree depth, $P=5, 10, 20$, respectively. It can be seen that in all three cases, the influence of M values on the accuracy is quite small. For example, for GTB-RD algorithm of $P=5$, when M changes from 20 to 200, the accuracy only fluctuates between 91.96% and 93.78%, i.e., a maximum of 1.82% absolute change or 1.98% relative change.

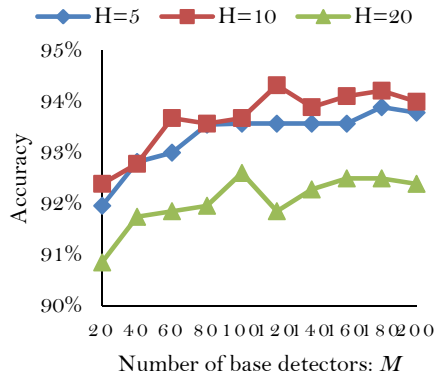


Fig.2. Influence of number of base detectors.

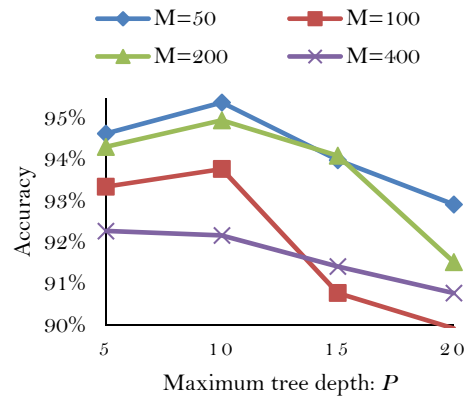


Fig.3. Influence of maximum tree depth.

Maximum tree depth (P): Fig.3 shows how the detecting accuracy of GTB-RD algorithm changes with different P values. We study the cases for different number of base detectors, $M=50, 100, 200, 400$, respectively. A similar small influence of P values is observed. For example, for GTB-RD algorithm of $M=400$, when P changes from 5 to 20, the accuracy only fluctuates between 92.28% and 90.78%, i.e., a maximum of 1.50% absolute change or 1.63% relative change.

Learning rate (α): Fig.4 shows how the detecting accuracy of GTB-RD algorithm changes with different α values. We study the cases for different M and P values. A similar small influence of α values is observed. For example, for GTB-RD algorithm of $P=5$ and $M=100$, when α changes from 0.1 to 1, the accuracy only fluctuates between 95.50% and 94.32%, i.e., a maximum of 1.18% absolute change or 1.24% relative change.

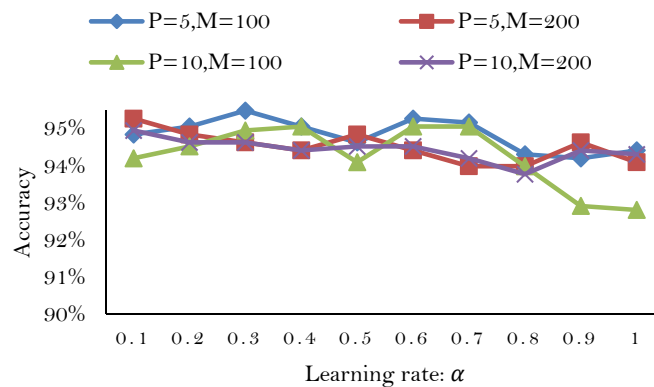


Fig.4. Influence of learning rate.

It seems from the above results that in general the influence of the hyper-parameters on the accuracy of the proposed GTB-RD algorithm is relatively small, which suggests that the GTB-RD algorithm is relatively robust.

In Table 7, the results of the GTB-RD algorithm (i.e., the last row) are obtained under the best values of hyper-parameters; thus it would be interesting to investigate what if the values of hyper-parameters are not chosen to be the best ones. To illustrate, we choose the number of base detectors, maximum tree depth, and learning rate to be the third-best values, and the results obtained are shown in Table 8. It can be seen that under this set of not-so-good hyper-parameters, the proposed GTB-RD algorithm still has the best performance, which partially validates the usefulness of the proposed GTB-RD algorithm.

Table 8. Rumor detecting results (number of base detectors is 100, maximum tree depth is 20, learning rate is 0.3)

Detecting algorithm	Class	Accuracy	Precision	Recall	F_1
DT-Rank	R N	0.732	0.732	0.732	0.731
DTC	R N	0.731	0.732	0.730	0.730
RFC	R N	0.772	0.794	0.771	0.768
SVM-RBF	R N	0.818	0.819	0.818	0.818
SVM-TS	R N	0.857	0.859	0.858	0.859
Tanh-RNN	R N	0.873	0.886	0.873	0.873
LSTM-1	R N	0.896	0.900	0.913	0.908
GRU-1	R N	0.908	0.912	0.908	0.908
GRU-2	R N	0.910	0.914	0.910	0.910
GTB-RD	R N	0.923	0.919	0.927	0.923

5.4 Early rumor detecting

In this Section, we study the problem of early rumor detecting, i.e., the detecting accuracy an algorithm can achieve when detecting deadline T is small. Fig.5 and Table 9 depict the detecting accuracy under different T values. From Fig.5 it can be seen that under any value of T , the proposed GTB-RD algorithm has the highest detecting accuracy; specifically, the advantage of the GTB-RD algorithm for early rumor detecting, i.e., when T is small, is quite clear. Table 9 presents the accuracy of different detecting algorithms when T is small. For example, even when $T=0$, the proposed GTB-RD algorithm still has a relatively high detecting accuracy of 89.1%.

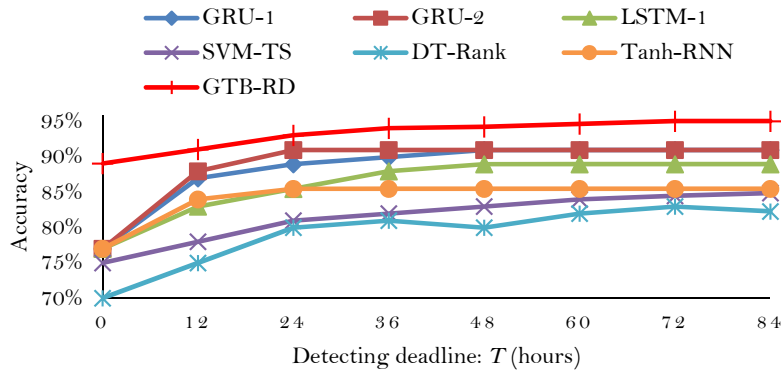


Fig.5. Rumor detecting accuracy under different T .

Table 9. Rumor detecting accuracy under small T (Hours)

Detecting algorithm	$T=0$	$T=4$	$T=8$	$T=12$	$T=24$
DT-Rank	0.698	0.715	0.736	0.750	0.801
SVM-TS	0.750	0.781	0.764	0.782	0.812
Tanh-RNN	0.772	0.783	0.831	0.841	0.855
LSTM-1	0.761	0.782	0.812	0.834	0.851
GRU-1	0.770	0.825	0.847	0.873	0.893
GRU-2	0.771	0.836	0.867	0.881	0.912
GTB-RD	0.891	0.907	0.917	0.911	0.931

6 CONCLUSIONS

This paper studies the problem of rumors detecting on the Chinese microblogging platform, Sina Weibo. In this paper, we proposed to use GTB approach to rumor detecting, based on which the GTB-RD algorithm is developed. Besides high detecting accuracy, another advantage that GTB-based approach brings is that feature selection can be done in a convenient way. In this paper, a feature selection algorithm is developed. Experiments on a widely used Weibo dataset show that the proposed GTB-RD algorithm outperforms the state-of-the-art detecting algorithms; moreover, it has the highest detecting accuracy at the early stage.

In this paper, we only conducted experiments on a Weibo dataset due to the availability of datasets. Nevertheless, GTB-based approach could be applicable to rumor detecting on other microblogging platforms as well, e.g., Twitter, and could result in better performance as is observed for Weibo in this paper. Feature selection can also be conducted using the algorithm proposed in this paper. In our future work, we will try to obtain datasets on microblogging platforms other than Weibo to validate more thoroughly the advantages of adopting GTB-based approach in rumor detecting.

REFERENCES

- [1] Sina Weibo, <http://www.weibo.com>
- [2] Twitter, <http://www.twitter.com>
- [3] Z. Zhao, P. Resnick, and Q. Mei. 2015. Enquiring minds: Early Detection of Rumors in Social Media from Enquiry Posts. In *Proceeding of the 24th International Conference on World Wide Web (WWW 2015)*. ACM, New York, NY, 1395-1405.
- [4] Q. Zhang, S. Zhang, J. Dong, J. Xiong and X. Cheng. 2015. Automatic Detection of Rumor on Social Network. In *Proceeding of the 4th CCF Conference on Natural Language Processing and Chinese Computing (NLPC 2015)*. Springer Verlag, 113-122.
- [5] J. Ma, W. Gao, Z. Wei, Y. Lu and K. Wong. 2015. Detect Rumors Using Time Series of Social Context Information on Microblogging Websites. In *Proceeding of the 24th ACM International Conference on Information and Knowledge Management (CIKM 2015)*. ACM, New York, NY, 1751-1754.
- [6] C. Castillo, M. Mendoza, and P. Barbara. 2011. Information Credibility on Twitter. In *Proceeding of the 20th International Conference on World Wide Web (WWW 2011)*. ACM, New York, NY, 675-684.
- [7] F. Yang, X. Yu, Y. Liu and M. Yang. 2012. Automatic Detection of Rumor on Sina Weibo. In *Proceeding of the 18th ACM SIGKDD Workshop on Mining Data Semantics (MDS'12 - SIGKDD 2012)*. ACM, New York, NY, 1-7.
- [8] S. Kwon, M. Cha, K. Jung, W. Chen, Y. Wang. 2013. Prominent Features of Rumor Propagation in Online Social Media. In *Proceeding of the 13th IEEE International Conference on Data Mining (ICDM 2013)*. IEEE, 1103-1108.
- [9] K. Wu, S. Yang and K. Q. Zhu. 2015. False Rumors Detection on Sina Weibo by Propagation Structures. In *Proceeding of the 31st IEEE International Conference on Data Engineering (ICDE 2015)*. IEEE, 651-662.
- [10] J. Ma, W. Gao, P. Mitra, S. Kwon, B. J. Jansen, K. Wang and M. Cha. 2016. Detecting Rumors from Microblogs with Recurrent Neural Networks. In *Proceeding of the 25th International Joint Conference on Artificial Intelligence (IJCAI 2016)*. IJCAI, 3818-3824.

- [11] Z. Zhou, J. Feng. 2017. Deep forest: Towards an Alternative to Deep Neural Networks. In *Proceeding of the 26th International Joint Conference on Artificial Intelligence (IJCAI 2017)*. IJCAI, 3553-3559.
- [12] S. Heindorf, M. Potthast, B. Stein and G. Engels. Vandalism Detection in Wikidata. 2016. In *Proceeding of the 25th ACM Conference on Information and Knowledge Management (CIKM 2016)*. ACM, New York, NY, 327-336.
- [13] T. Chen and C. Guestrin. 2016. XGBoost: A Scalable Tree Boosting System. In *Proceeding of the 22nd ACM SIGKDD International Conference on Knowledge Discovery and Data Mining (KDD 2016)*. ACM, New York, NY, 785-794.
- [14] V. He, J. Pan, et al. 2014. Practical Lessons from Predicting Clicks on Ads at Facebook. In *Proceeding of the 8th International Workshop on Data Mining for Online Advertising (ADKDD 2014)*, ACM, New York, NY, 1-9.
- [15] Sina community management center, <http://service.account.weibo.com>
- [16] R. Blagus, L. Lusa. 2017. Gradient Boosting for High-dimensional Prediction of Rare Events. *Comput. Stat. Data Ana*, 113, 19-37. DOI: <http://dx.doi.org/10.1016/j.csda.2016.07.016>
- [17] B. Yang, Y. Hu and C.-Y. Huang. 2017. An Architecture-Based Multi-Objective Optimization Approach to Testing Resource Allocation. *IEEE Trans. Reliab.*, 64, 1, 497-515. DOI: <http://dx.doi.org/10.1109/TR.2014.2372411>
- [18] X. Tian, F. He, P. Batterham, Z. Wang and G. Yu. 2017. An Analysis of Anxiety-Related Postings on Sina Weibo. *Int. J. Environ. Res. Public Health*, 14, 7, Article 775. DOI: <http://dx.doi.org/10.3390/ijerph14070775>
- [19] X. Yuan, L. Xie and M. Abouelenien. 2018. A Regularized Ensemble Framework of Deep Learning for Cancer Detection from Multi-Class, Imbalanced Training Data. *Pattern Recognit.*, 77, 160-172. DOI: <http://dx.doi.org/10.1016/j.patcog.2017.12.017>
- [20] D. Zhang, L. Jiao, X. Bai, S. Wang and B. Hou. 2018. A Robust Semi-supervised SVM via Ensemble Learning. *Appl. Soft. Comput.*, 65, 632-643. DOI: <http://dx.doi.org/10.1016/j.asoc.2018.01.038>
- [21] J. Yoon, W. R. Zame and M. van der Schaar. 2018. ToPs: Ensemble Learning With Trees of Predictors. *IEEE Trans. Signal Process.*, 66, 8, 2141-2152. DOI: <http://dx.doi.org/10.1109/TSP.2018.2807402>