

Learning kernels that adapt to GPU

Siyuan Ma and Mikhail Belkin

Department of Computer Science and Engineering

The Ohio State University

{masi, mbelkin}@cse.ohio-state.edu

Abstract

In recent years machine learning methods that nearly interpolate the data have achieved remarkable success. In many settings achieving near-zero training error leads to excellent test results. In this work we show how the mathematical and conceptual simplicity of interpolation can be harnessed to construct a framework for very efficient, scalable and accurate kernel machines.

Our main innovation is in constructing kernel machines that output solutions mathematically equivalent to those obtained using standard kernels, yet capable of fully utilizing the available computing power of a parallel computational resource, such as GPU. Such utilization is key to strong performance since much of the computational resource capability is wasted by the standard iterative methods. The computational resource and data adaptivity of our learned kernels is based on theoretical convergence bounds.

The resulting algorithm, which we call *EigenPro 2.0*, is accurate, principled and very fast. For example, using a single GPU, training on ImageNet with 1.3×10^6 data points and 1000 labels takes under an hour, while smaller datasets, such as MNIST, take seconds. Moreover, as the parameters are chosen analytically, based on the theory, little tuning beyond selecting the kernel and kernel parameter is needed, further facilitating the practical use of these methods.

1 Introduction

Kernel machines are a powerful class of methods for classification and regression. Given the training data $\{(\mathbf{x}_i, y_i), i = 1, \dots, n\} \in \mathbb{R}^d \times \mathbb{R}$, and a positive definite kernel $k : \mathbb{R}^d \times \mathbb{R}^d \rightarrow \mathbb{R}$, kernel machines construct functions of the form $f(\mathbf{x}) = \sum_i \alpha_i k(\mathbf{x}, \mathbf{x}_i)$. These methods are theoretically attractive, show excellent performance on smaller datasets, and are known to be universal learners, i.e., capable of approximating any function from data. However, making kernel machines fast and scalable to large data has been a challenging problem. Recent large scale efforts typically involved significant parallel computational resources, such as multiple (sometimes thousands) AWS vCPU's [TRVR16, ACW16] or super-computer nodes [HAS⁺14]. Very recently, FALKON [RCR17] and EigenPro [MB17] showed strong classification results on large datasets with much lower computational requirements, a few hours on a single GPU.

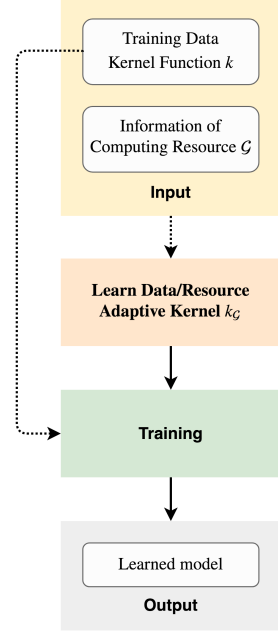
The goal of this paper is to go beyond those algorithms by designing kernel machines that can be trained very quickly on both small and large data, easily scale to millions of data points using standard modern hardware, and consistently show excellent classification performance. We aim to make nearly all aspects of parameter selection automatic, making these methods easy and convenient to use in practice and appropriate for “interactive” exploratory machine learning.

The main problem and our contribution. The main problem addressed in this paper is to minimize the training time for a kernel machine, given access to a parallel computational resource \mathcal{G} . Our main contribution is that given a standard kernel, we are able to learn a new data and computational resource dependent kernel to minimize the resource time required for training without

changing the mathematical solution for the original kernel. Our model for a *computational resource* \mathcal{G} is based on a modern graphics processing unit (GPU), a device that allows for very efficient, highly parallel¹ matrix multiplication.

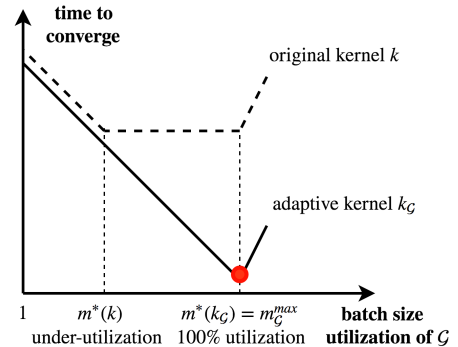
The outline of our approach is shown in the diagram on the right. We now outline the key ingredients.

The interpolation framework. In recent years we have seen that inference methods, notably neural networks, that interpolate or nearly interpolate the training data generalize very well to test data [ZBH⁺16]. It has been observed in [BMM18] that minimum norm kernel interpolants, i.e., functions of the forms $f(\mathbf{x}) = \sum_i \alpha_i k(\mathbf{x}, \mathbf{x}_i)$, such that $f(\mathbf{x}_i) = y_i$, achieve optimal or near optimal generalization performance. While the mathematical foundations of why interpolation produces good test results are not yet fully understood, the simplicity of the framework can be used to accelerate and scale the training of classical kernel methods, while improving their test accuracy. Indeed, constructing these interpolating functions is conceptually and mathematically simple, requiring approximately solving a single system of linear equations with a unique solution, same for both regression and classification. Significant computational savings and, when necessary, regularization [YRC07] are provided by early stopping, i.e., stopping iterations well before numerical convergence, once successive iterations fail to improve validation error.



Adaptivity to data and computational resource: choosing optimal batch size and step size for SGD. We will train kernel methods using Stochastic Gradient Descent (SGD), a method which is well-suited to modern GPU's and has shown impressive success in training neural networks. Importantly, in the interpolation framework, dependence of convergence on the batch size and the step size can be derived analytically, allowing for full analysis and automatic parameter selection.

We first note that in the parallel model each iteration of SGD (essentially a matrix multiplication) takes the same time for any mini-batch size up to $m_{\mathcal{G}}^{max}$, defined as the mini-batch size where the parallel capacity of the resource \mathcal{G} is fully utilized. It is shown in [MBB17] that in the interpolation framework convergence per iteration (using optimal step size) improves nearly linearly as a function of the mini-batch size m up to a certain *critical size* $m^*(k)$ and rapidly saturates after that. The quantity $m^*(k)$ is related to the spectrum of the kernel. For kernels used in practice it is typically quite small, less than 10, due to their rapid eigenvalue decay. Yet, depending on the number of data points, features and labels, a modern GPU can handle mini-batches of size 1000 or larger. This disparity presents an opportunity for major improvements in the efficiency of kernel methods. In this paper we show how to construct data and resource adaptive kernel $k_{\mathcal{G}}$, by modifying the spectrum of the kernel by using EigenPro algorithm [MB17]. The resulting iterative method with the new kernel has similar or better convergence per iteration than the original kernel k for small mini-batch size. However its convergence improves linearly to much larger mini-batch sizes, matching $m_{\mathcal{G}}^{max}$, the maximum that can be utilized by the resource \mathcal{G} . Importantly, SGD for either kernel converge to the same interpolated solution.



¹For example, there are 3840 CUDA cores in Nvidia GTX Titan Xp (Pascal).

Thus, we aim to modify the kernel by constructing a kernel $k_{\mathcal{G}}$, such that $m^*(k_{\mathcal{G}}) = m_{\mathcal{G}}^{max}$ without changing the optimal (interpolating) solution. This is shown graphically in the Figure above. We see that for small mini-batch size convergence of these two kernels k and $k_{\mathcal{G}}$ is similar. However, values of $m > m^*(k)$ do not help the convergence of the original kernel k , while convergence of $k_{\mathcal{G}}$ keep improving up to $m = m_{\mathcal{G}}^{max}$, where the resource utilization is saturated.

We construct and implement these kernels (see github.com/EigenPro/EigenPro2 for the code), and show how to analytically choose parameters, including the batch size and the step size. As a secondary contribution of this work we develop an improved version of EigenPro [MB17] significantly reducing the memory requirements and making the computational overhead over the standard SGD negligible.

Comparison to related work. In recent years there has been significant progress on scaling and accelerating kernel methods including [TBR13, HAS⁺14, LML⁺14, TRVR16, ACW16, MGL⁺17]. Most of these methods are able to scale to large data sets by utilizing major computational resources such as supercomputers or multiple (sometimes hundreds or thousands) AWS vCPU's². Two recent methods which allow for high efficiency kernel training with a single CPU or GPU is EigenPro [MB17] (used as a basis for the adaptive kernels in this paper) and FALKON [RCR17]. The method developed in this paper is significantly faster than either of them, while achieving similar or better test set accuracy. Additionally, it is easier to use as much of the parameter selection is done automatically.

Mini-batch SGD (used in our algorithm) has been the dominant technique in training deep models. There has been significant empirical evidence [Kri14, YGG17, SKL17] showing that linearly scaling the step size with the mini-batch size up to a certain value leads to improved convergence. This phenomenon has been utilized to scale deep learning in distributed systems by adopting large mini-batch sizes [GDG⁺17].

The advantage of our setting is that the optimal batch and step sizes can be analyzed and expressed analytically. Moreover, these formulas contain variables which can be explicitly computed and directly used for parameter selection in our algorithms. Going beyond batch size and step size selection, the theoretical interpolation framework allows us to construct new adaptive kernels, such that the mini-batch size required for optimal convergence matches the capacity of the computational resource.

The paper is structured as follows: In Section 3, we present our main algorithm to learn a kernel to fully utilize a given computational resource. In Section 4, we present an improved version of EigenPro iteration used by the main algorithm. We then provide comparisons to state-of-the-art kernel methods on several large datasets in Section 5. We further discuss exploratory machine learning in the context of our method.

2 Setup

We start by briefly discussing the basic setting and kernel methods used in this paper.

Kernel interpolation. We are given n labeled training points $(\mathbf{x}_1, y_1), \dots, (\mathbf{x}_n, y_n) \in \mathbb{R}^d \times \mathbb{R}$. We consider a Reproducing Kernel Hilbert Space (RKHS) \mathcal{H} [Aro50] corresponding to a positive definite kernel function $k : \mathbb{R}^d \times \mathbb{R}^d \rightarrow \mathbb{R}$. There is a unique (minimum norm) interpolated solution in \mathcal{H} of the form

$$f^*(\cdot) = \sum_{i=1}^n \alpha_i^* k(\mathbf{x}_i, \cdot), \text{ where } (\alpha_1^*, \dots, \alpha_n^*)^T = K^{-1}(y_1, \dots, y_n)^T$$

Here K denotes an $n \times n$ kernel matrix, $K_{ij} = k(\mathbf{x}_i, \mathbf{x}_j)$. It is easy to check that $\forall_i f^*(\mathbf{x}_i) = y_i$.

²See <https://aws.amazon.com/ec2/virtualcores> for details.

Remark 2.1 (Square loss). While the interpolated solution f^* in \mathcal{H} does not depend on any loss function, it is the unique minimizer in \mathcal{H} for the empirical square loss $L(f) \triangleq \frac{1}{n} \sum_{i=1}^n (f(\mathbf{x}_i) - y_i)^2$.

Gradient descent. It can be shown that gradient descent iteration for the empirical squared loss in RKHS \mathcal{H} is given by

$$f \leftarrow f - \eta \cdot \frac{2}{n} \sum_{i=1}^n (f(\mathbf{x}_i) - y_i) k(\mathbf{x}_i, \cdot) \quad (1)$$

Mini-batch SGD. Instead of calculating the gradient with n training points, each SGD iteration updates the solution f using m subsamples $(\mathbf{x}_{t_1}, y_{t_1}), \dots, (\mathbf{x}_{t_m}, y_{t_m})$,

$$f \leftarrow f - \eta \cdot \frac{2}{m} \left\{ \sum_{i=1}^m (f(\mathbf{x}_{t_i}) - y_{t_i}) k(\mathbf{x}_{t_i}, \cdot) \right\} \quad (2)$$

It is equivalent to randomized coordinate descent [LL10] for $K\boldsymbol{\alpha} = \mathbf{y}$ on m coordinates of $\boldsymbol{\alpha}$,

$$\alpha_{t_i} \leftarrow \alpha_{t_i} - \eta \cdot \frac{2}{m} \{f(\mathbf{x}_{t_i}) - y_{t_i}\} \quad \text{for } i = 1, \dots, m \quad (3)$$

Critical mini-batch size as effective parallelism. Theorem 4 in [MBB17] shows that for mini-batch iteration (2) with kernel k there is a data-dependent batch size $m^*(k)$ such that

- Convergence per iteration improves linearly with increasing batch size m for $m \leq m^*(k)$ (using optimal constant step size).
- Training with any batch size $m > m^*(k)$ leads to the same convergence per iteration as training with $m^*(k)$ up to a small constant factor.

We can calculate $m^*(k)$ explicitly using kernel matrix K (depending on the data),

$$m^*(k) = \frac{\beta(K)}{\lambda_1(K)} \quad \text{where } \beta(K) \triangleq \max_{i=1, \dots, n} k(\mathbf{x}_i, \mathbf{x}_i)$$

For any shift invariant kernel k , after normalization, we have $\beta(K) = \max_{i=1}^n k(\mathbf{x}_i, \mathbf{x}_i) \equiv 1$.

EigenPro iteration [MB17]. To achieve faster convergence, EigenPro iteration performs spectral modification on the kernel operator $\mathcal{K}(f) \triangleq \frac{2}{n} \sum_{i=1}^n \langle k(\mathbf{x}_i, \cdot), f \rangle_{\mathcal{H}} k(\mathbf{x}_i, \cdot)$ using operator,

$$\mathcal{P}(f) \triangleq f - \sum_{i=1}^q \left(1 - \frac{\lambda_q}{\lambda_i}\right) \langle e_i, f \rangle_{\mathcal{H}} e_i \quad (4)$$

where $\lambda_1 \geq \dots \geq \lambda_n$ are ordered eigenvalues of \mathcal{K} and e_i is its eigenfunction corresponding to λ_i . The iteration uses \mathcal{P} to rescale a (stochastic) gradient in \mathcal{H} ,

$$f \leftarrow f - \eta \cdot \mathcal{P} \left\{ \frac{2}{m} \sum_{i=1}^m (f(\mathbf{x}_{t_i}) - y_{t_i}) k(\mathbf{x}_{t_i}, \cdot) \right\} \quad (5)$$

Remark 2.2 (Data adaptive kernel for fast optimization). EigenPro iteration for target function y and kernel k is equivalent to Richardson iteration / randomized (block) coordinate descent for linear system $K_{\mathcal{P}}\boldsymbol{\alpha} = \mathbf{y}_{\mathcal{P}} \triangleq (\mathcal{P}f^*(\mathbf{x}_1), \dots, \mathcal{P}f^*(\mathbf{x}_n))^T$. Here $K_{\mathcal{P}}$ is the kernel matrix corresponding to a data-dependent kernel $k_{\mathcal{P}}$. When $n \rightarrow \infty$, it has the following expansion according to Mercer's theorem,

$$k_{\mathcal{P}}(\mathbf{x}, \mathbf{z}) = \sum_{i=1}^q \lambda_q e_i(\mathbf{x}) e_i(\mathbf{z}) + \sum_{i=q+1}^{\infty} \lambda_i e_i(\mathbf{x}) e_i(\mathbf{z}) \quad (6)$$

For $n < \infty$, it is a modification of the original kernel k ,

$$k_{\mathcal{P}}(\mathbf{x}, \mathbf{z}) = \mathcal{P}\{k(\mathbf{x}, \cdot)\}(\mathbf{z}) \approx k(\mathbf{x}, \mathbf{z}) - \sum_{i=1}^q (\lambda_i - \lambda_q) e_i(\mathbf{x}) e_i(\mathbf{z})$$

Remark 2.3 (Preconditioned linear system / gradient descent). $K_{\mathcal{P}}\alpha = \mathbf{y}_{\mathcal{P}}$ is equivalent to the preconditioned linear system $PK\alpha = P\mathbf{y}$ where P is a left matrix preconditioner related to \mathcal{P} . Accordingly, \mathcal{P} is the operator preconditioner for preconditioned (stochastic) gradient descent (5).

Abstraction for parallel computational resources. To construct a resource adaptive kernel, we consider the following abstraction for given computational resource \mathcal{G} ,

- $C_{\mathcal{G}}$: Parallel capacity of \mathcal{G} , i.e., the number of parallel operations that is required to fully utilize the computing capacity of \mathcal{G} .
- $S_{\mathcal{G}}$: Internal resource memory of \mathcal{G} .

To fully utilize \mathcal{G} , one SGD/EigenPro iteration must execute at least $C_{\mathcal{G}}$ operations using less than $S_{\mathcal{G}}$ memory. In this paper, we primarily adapt kernel to GPU devices. For a GPU \mathcal{G} , $S_{\mathcal{G}}$ equals the size of its dedicated memory and $C_{\mathcal{G}}$ is proportional to the number of the computing cores (e.g., 3840 CUDA cores in Titan Xp). Note for computational resources like cluster and supercomputer, we need to take into account additional factors such as network bandwidth.

3 Main Algorithm

Our main algorithm aims to reduce the training time by constructing a data/resource adaptive kernel for any given kernel function k to fully utilize a computational resource \mathcal{G} . Its detailed workflow is presented on the right. Specifically, we use the following steps:

Step 1. Calculate the resource-dependent mini-batch size $m_{\mathcal{G}}^{max}$ to fully utilize resource \mathcal{G} .

Step 2. Identify the parameters and construct a new kernel $k_{\mathcal{G}}$ such that $m^*(k_{\mathcal{G}}) = m_{\mathcal{G}}^{max}$.

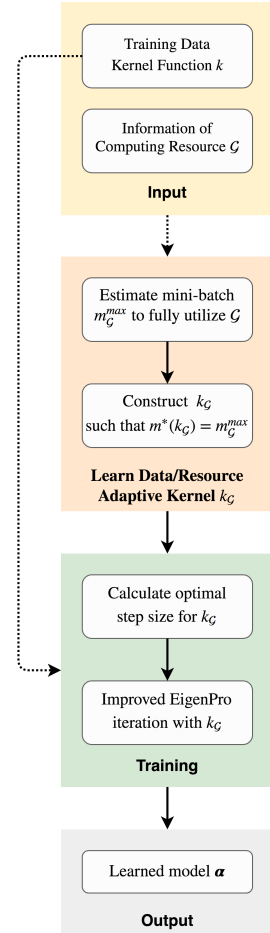
Step 3. Select optimal step size and train using improved EigenPro (see Section 4).

Note that due to properties of EigenPro iteration, training with this adaptive kernel converges to the same solution as the original kernel.

To calculate $m_{\mathcal{G}}^{max}$ for 100% resource utilization, we first estimate the operation parallelism and memory usage of one EigenPro iteration. The improved version of EigenPro iteration (introduced in Section 4) makes computation and memory overhead over the standard SGD negligible (see Table 1). Thus we assume that EigenPro has the same complexity as the standard SGD per iteration.

Cost of one EigenPro iteration with batch size m . We consider training data $(\mathbf{x}_i, \mathbf{y}_i) \in \mathbb{R}^d \times \mathbb{R}^l, i = 1, \dots, n$. Here each feature vector \mathbf{x} is d dimensional, and each label \mathbf{y} is l dimensional.

- **Computational cost.** It takes $(d + l) \cdot m \cdot n$ operations to perform one SGD iteration on m points as in Iteration (2). These computations reduce to matrix multiplication and can be done in parallel.
- **Space usage.** It takes $d \cdot n$ memory to store the training data (as kernel centers) and $l \cdot n$ memory to maintain the model weight. Additionally we need to store a $m \cdot n$ kernel matrix for the prediction on the mini-batch. In total, we need $(d + l + m) \cdot n$ memory.



EigenPro 2.0

We can now calculate m_G^{max} for the parallel computational resource G with parameters C_G, S_G and introduced in Section 2.

Step 1: Determining batch size m_G^{max} for 100% resource utilization. We first define two mini-batch notations:

- m_{C_G} : batch size for fully utilizing parallelism in G such that $(d + l) \cdot m_{C_G} \cdot n \approx C_G$.
- m_{S_G} : batch size for maximum memory usage of G such that $(d + l + m_{S_G}) \cdot n \approx S_G$.

To best utilize G without exceeding its memory, we set $m_G^{max} = \min\{m_{C_G}, m_{S_G}\}$. Note that in practice, it is more important to fully utilize the memory so that $m_G^{max} \lesssim m_{S_G}$.

Step 2: Learning the kernel k_G given m_G^{max} . Next, we show how to construct $k_G = k_{\mathcal{P}_q}$ using EigenPro iteration such that $m^*(k_G) = m_G^{max}$. The corresponding q is defined as

$$q \triangleq \max \{i \in \mathbb{N}, \text{ s.t. } m^*(k_{\mathcal{P}_i}) \leq m_G^{max}\} \quad (7)$$

To compute q recall that $m^*(k_{\mathcal{P}_q}) = \frac{\beta(K_{\mathcal{P}_q})}{\lambda_1(K_{\mathcal{P}_q})}$, where $K_{\mathcal{P}_q}$ is the kernel matrix corresponding to the kernel function $k_{\mathcal{P}_q}$. Using the definition of \mathcal{P}_q and β in Section 2, we have

$$\lambda_1(K_{\mathcal{P}_q}) = \lambda_q(K) \\ \beta(K_{\mathcal{P}_q}) \approx \max_{i=1, \dots, n} k_{\mathcal{P}_q}(\mathbf{x}_i, \mathbf{x}_i) = \max_{i=1, \dots, n} \{k(\mathbf{x}_i, \mathbf{x}_i) - \sum_{j=1}^q (\lambda_j - \lambda_q) e_i(\mathbf{x}_i)^2\}$$

In practice, $\beta(K_{\mathcal{P}_q})$ can be accurately estimated using the maximum of $k_{\mathcal{P}_q}(\mathbf{x}, \mathbf{x})$ on a small number of subsamples. Similarly, we can estimate $\lambda_q(K)$ on a subsample kernel matrix. Knowing the approximate top eigenvalues of K , allows us to efficiently compute $m^*(k_{\mathcal{P}_p})$ for each p , thus allowing to choose q from (7).

Step 3: Training with adaptive kernel $k_G = k_{\mathcal{P}_q}$. We use the learned kernel k_G with improved EigenPro (Section 4). Its optimization parameters (batch and step size) are calculated as follows:

$$m = m_G^{max}, \eta = \frac{m_G^{max}}{\beta(K_G)}$$

Claim (Acceleration). Using the adaptive kernel k_G decreases the resource time required for training (assuming an idealized model of the GPU and workload) over the original kernel k by a factor of

$$\text{acceleration of } k_G \text{ over } k = \frac{\beta(K)}{\beta(K_G)} \cdot \frac{m_G^{max}}{m^*(k)}$$

See the supplementary material for the derivation and a discussion.

We note that empirically, $\beta(K_G) \approx \beta(K)$, while $\frac{m_G^{max}}{m^*(k)}$ is between 50 and 500, which is in line with the acceleration observed in practice.

Remark 3.1 (Choice of q). Note that it is not important to select q exactly, according to Eq. 7. In fact, choosing $k_{\mathcal{P}_p}$ for any $p > q$ allows for the same acceleration as $k_{\mathcal{P}_q}$ as long as the mini-batch size is chosen to be m_G^{max} and the step size is chosen accordingly. Thus, we can choose any value $p > q$ for our adaptive kernel $k_{\mathcal{P}_p}$. However, choosing p larger than q incurs an additional computation cost as p eigenvalues and eigenvectors of K need to be approximated accurately. In particular, larger subsample size s (see Section 4) may be needed for approximating eigenvectors.

4 Improved EigenPro Iteration using Nyström Extension

In this section, we present an improvement for the EigenPro iteration originally proposed in [MB17]. We significantly reduce the memory overhead of EigenPro over standard SGD and nearly eliminate computational overhead per iteration. The improvement is based on an efficient representation of the preconditioner \mathcal{P}_q using Nyström extension.

We start by recalling the EigenPro iteration in RKHS and its preconditioner constructed by the top- q eigensystem λ_i, e_i of the kernel operator \mathcal{K} :

$$f \leftarrow f - \eta \cdot \mathcal{P}_q \left\{ \frac{2}{m} \sum_{i=1}^m (f(\mathbf{x}_{t_i}) - y_{t_i}) k(\mathbf{x}_{t_i}, \cdot) \right\} \quad \text{where} \quad \mathcal{P}_q(f) = f - \sum_{i=1}^q \left(1 - \frac{\lambda_q}{\lambda_i}\right) \langle e_i, f \rangle \mathcal{K} e_i$$

The key to construct the above iteration is to obtain an accurate and computationally efficient approximation of λ_i, e_i such that $\mathcal{K} e_i \approx \lambda_i e_i$. The original EigenPro iteration learns an approximate e_i of the form $\sum_{j=1}^n w_j k(\mathbf{x}_j, \cdot)$. In contrast, our improved version of Eigenpro uses only a small number of subsamples $\mathbf{x}_{r_1}, \dots, \mathbf{x}_{r_s}$ to learn an e_i of the form $\sum_{j=1}^s w_j k(\mathbf{x}_{r_j}, \cdot)$. This compact representation (s versus n) nearly eliminates per-iteration overhead of EigenPro over SGD. Importantly, there is no associated accuracy reduction as this is the same subset used in the original EigenPro to approximate \mathcal{P}_q .

Next, we show how to approximate λ_i, e_i . We first consider a related linear system for subsamples $\mathbf{x}_{r_1}, \dots, \mathbf{x}_{r_s} \in \mathbb{R}^d$: $K_s \mathbf{e}_i = \sigma_i \mathbf{e}_i$ where $K_s \triangleq [k(\mathbf{x}_{r_i}, \mathbf{x}_{r_j})]_{i,j=1}^s$ is a subsample kernel matrix and σ_i, \mathbf{e}_i is its eigenvalue/eigenvector. This rank- s linear system is in fact a discretization of $\mathcal{K} e_i = \lambda_i e_i$ in the RKHS.

The two eigensystems, σ_i, \mathbf{e}_i and λ_i, e_i are connected through *Nyström extension*. Specifically, the Nyström extension of e_i on subsamples $\mathbf{x}_{r_1}, \dots, \mathbf{x}_{r_s}$ approximates e_i as follows:

$$e_i(\cdot) \approx \frac{1}{\sigma_i} \sum_{j=1}^s e_i(\mathbf{x}_{r_j}) k(\mathbf{x}_{r_j}, \cdot)$$

Evaluating both side on $\mathbf{x}_{r_1}, \dots, \mathbf{x}_{r_s}$, we have

$$\lambda_i \approx \frac{\sigma_i}{s}, e_i(\cdot) \approx \frac{1}{\sigma_i} \mathbf{e}_i^T \phi(\cdot)$$

where $\phi(\cdot) \triangleq (k(\mathbf{x}_{r_1}, \cdot), \dots, k(\mathbf{x}_{r_s}, \cdot))^T$ is a kernel feature map. Thus we approximate the top- q eigensystem of \mathcal{K} using the top- q eigensystem of K_s . These (low-rank) approximations further allow us to apply \mathcal{P}_q for efficient EigenPro iteration on mini-batch $(\mathbf{x}_{t_1}, y_{t_1}) \dots, (\mathbf{x}_{t_m}, y_{t_m})$,

$$\begin{aligned} f \leftarrow f - \eta \cdot \frac{2}{m} \sum_{i=1}^m (f(\mathbf{x}_{t_i}) - y_{t_i}) k(\mathbf{x}_{t_i}, \cdot) \\ + \eta \cdot \frac{2}{m} \sum_{i=1}^m (f(\mathbf{x}_{t_i}) - y_{t_i}) \cdot \phi(\mathbf{x}_{t_i})^T V \Sigma^{-1} (1 - \sigma_q \cdot \Sigma^{-1}) V^T \phi(\cdot) \end{aligned} \quad (8)$$

where $\Sigma \triangleq \text{diag}(\sigma_1, \dots, \sigma_q)$ and $V \triangleq (\mathbf{e}_1, \dots, \mathbf{e}_q)$ are top- q eigensystem of K_s .

Recalling that $f = \sum_{i=1}^n \alpha_i k(\mathbf{x}_i, \cdot)$, the above iteration can be executed by updating two

coordinate blocks of the parameter vector α :

Algorithm 1: Improved EigenPro iteration (double coordinate block descent)

input: Kernel function $k(\mathbf{x}, \mathbf{z})$, EigenPro parameter q , mini-batch size m , step size η , size of fixed coordinate block s

initialize model parameter $\alpha = (\alpha_1, \dots, \alpha_n)^T \leftarrow 0$

subsample s coordinate indices $r_1, \dots, r_s \in \{1, \dots, n\}$ for constructing \mathcal{P}_q , which form fixed coordinate block $\alpha_r \triangleq (\alpha_{r_1}, \dots, \alpha_{r_s})^T$

compute top- q eigenvalues $\Sigma \triangleq \text{diag}(\sigma_1, \dots, \sigma_q)$ and corresponding eigenvectors $V \triangleq (\mathbf{e}_1, \dots, \mathbf{e}_q)$ of subsample kernel matrix $K_s = [k(\mathbf{x}_{r_i}, \mathbf{x}_{r_j})]_{i,j=1}^s$

for $t = 1, \dots$ **do**

1. sample a mini-batch $(\mathbf{x}_{t_1}, y_{t_1}), \dots, (\mathbf{x}_{t_m}, y_{t_m})$
2. calculate predictions on the mini-batch $f(\mathbf{x}_{t_j}) = \sum_{i=1}^n \alpha_i k(\mathbf{x}_i, \mathbf{x}_{t_j})$
3. update **sampled coordinate block** $\alpha_t \triangleq (\alpha_{t_1}, \dots, \alpha_{t_m})$ corresponding to the mini-batch,
$$\alpha_t \leftarrow \alpha_t - \eta \cdot \frac{2}{m} (f(\mathbf{x}_{t_1}) - y_{t_1}, \dots, f(\mathbf{x}_{t_m}) - y_{t_m})^T$$
4. evaluate feature map $\phi(\cdot)$ on the mini-batch $\phi(\mathbf{x}_{t_i}) = (k(\mathbf{x}_{r_1}, \mathbf{x}_{t_i}), \dots, k(\mathbf{x}_{r_s}, \mathbf{x}_{t_i}))^T$
5. update **fixed coordinate block** α_r to apply \mathcal{P}_q ,
$$\alpha_r \leftarrow \alpha_r + \eta \cdot \frac{2}{m} \sum_{i=1}^m (f(\mathbf{x}_{t_i}) - y_{t_i}) \cdot V(1 - \sigma_q \cdot \Sigma^{-1}) \Sigma^{-1} V^T \phi(\mathbf{x}_{t_i})$$

return learned model parameter α

Computation/memory per iteration. In Algorithm 1, the cost of each iteration relates to updating two coordinate blocks. Notably, Steps 2-3 is exactly the standard SGD. Thus the overhead of our method comes from Steps 4-5. We compare our improved EigenPro to the original EigenPro

	Computation	Memory
Improved EigenPro	$\mathbf{s} \cdot m\mathbf{q} + n \cdot m(d+l)$	$\mathbf{s} \cdot \mathbf{q} + n \cdot (m+d+l)$
Original EigenPro	$\mathbf{n} \cdot m\mathbf{q} + n \cdot m(d+l)$	$\mathbf{n} \cdot \mathbf{q} + n \cdot (m+d+l)$
SGD	$n \cdot m(d+l)$	$n \cdot (m+d+l)$

Table 1: Overhead over SGD is **bolded**. n : training data size, m : batch size, d : feature dim., s : fixed coordinate block size, q : EigenPro parameter, l : number of labels.

and to standard SGD in Table 1. We see that the overhead of original EigenPro (in bold) scales with the data size n . In contrast, improved EigenPro depends only on the fixed coordinate block size s which is independent of n . Hence, when n becomes large, the overhead of our iteration becomes negligible (both in computation and memory) compared to the cost of SGD.

To give a realistic example, for many of our experiments $n = 10^6$, while s is chosen to be 10^4 . We typically have d, m of the same order of magnitude 10^3 , while q and l around 10^2 . This results in overhead of EigenPro of less than 1% over SGD for both computation and memory.

5 Experimental Evaluation

Computing resource. We run all experiments on a single workstation equipped with 128GB main memory, two Intel Xeon(R) E5-2620 processors, and one Nvidia GTX Titan Xp (Pascal) GPU.

Datasets. We reduce multiclass labels to multiple binary labels. For image datasets including MNIST [LBBH98], CIFAR-10 [KH09], and SVHN [NWC⁺11], color images are first transformed to grayscale images. We then rescale the range of each feature to $[0, 1]$. For ImageNet [DDS⁺09], we use the top 800 PCA components of some convolutional features extracted from Inception-ResNet-v2 [SIVA17]. For TIMIT [GLF⁺93], we normalize each feature by z-score.

Choosing the size of the fixed coordinate block s . We choose s according to the size of the training data, n . When $n \leq 10^5$, we choose $s = 2 \cdot 10^3$; when $n > 10^5$, we choose $s = 10^4$.

5.1 Comparison to state-of-the-art kernel methods

In the table below, we compare our method to the state-of-the-art kernel methods on several large datasets. For all datasets, our method is significantly faster than other methods while still achieving better or similar results. Moreover, our method uses only a single GPU while many state-of-the-art kernel methods use much less accessible computing resources.

Among all the compared methods, FALKON [RCR17] and EigenPro [MB17] stand out for their competitive performance and fast training on a single GPU. Notably, our method still achieves 5X-6X acceleration over FALKON and 5X-14X acceleration over EigenPro with mostly better performance. Furthermore, our method has the advantage of automatically inferring parameters for optimization. In contrast, parameters related to optimization for FALKON and EigenPro need to be selected by cross-validation.

Dataset	Size	EigenPro 2.0 (use 1 GTX Titan Xp)		Results of Other Methods		
		error	GPU time	resource time	error	reference
MNIST	$1 \cdot 10^6$ / 6.7×10^6	0.67%	21 m	4.8 h on 1 GTX Titan X	0.70%	EigenPro [MB17]
				1.1 h on 1344 AWS vCPUs	0.72%	PCG [ACW16]
				less than 37.5 hours on 1 Tesla K20m	0.85%	[LML+14]
ImageNet [†]	1.3×10^6	20.6%	40 m	-	19.9%	Inception-ResNet-v2 [SIVA17]
				4 h on 1 Tesla K40c	20.7%	FALKON [RCR17]
TIMIT	$1.1 \cdot 10^6$ / $2 \cdot 10^6$	31.6%	34 m (4 epochs)	3.2 h on 1 GTX Titan X	31.7%	EigenPro [MB17]
				1.5 h on 1 Tesla K40c	32.3%	FALKON [RCR17]
				512 IBM Blue Gene/Q cores	33.5%	Ensemble [HAS+14]
		32.0%	17 m (2 epochs)	7.5 h on 1024 AWS vCPUs	33.5%	BCD [TRVR16]
				multiple AWS g2.2xlarge instances	32.4%	DNN [MGL+17]
				multiple AWS g2.2xlarge instances	30.9%	SparseKernel [MGL+17] (use learned features)
SUSY	$4 \cdot 10^6$	19.7%	48 s	6 m on 1 GTX Titan X	19.8%	EigenPro [MB17]
				4 m on 1 Tesla K40c	19.6%	FALKON [RCR17]
				36 m on IBM POWER8	$\approx 20\%$	Hierarchical [CAS16]

[†] Our method uses the convolutional features from Inception-ResNet-v2 and Falkon uses the convolutional features from Inception-v4. Both neural network models are presented in [SIVA17] and show nearly identical performance.

5.2 “Interactive” training for exploratory machine learning

Most practical tasks of machine learning require multiple training runs for parameter and feature selection, evaluating appropriateness of data or features to a given task, and various other exploratory purposes. While using hours, days or even months of machine time may be necessary to improve on the state of the art in large-scale

Dataset	Size	Our method	LibSVM
TIMIT	$1 \cdot 10^5$	15 s	1.6 h
SVHN	$7 \cdot 10^4$	13 s	3.8 h
MNIST	$6 \cdot 10^4$	6 s	9 m
CIFAR-10	$5 \cdot 10^4$	8 s	3.4 h

Table 2: Training time

certain problems, it is too time-consuming and expensive for most data analysis work. Thus, it is very desirable to train classifiers in close to real time. One of the advantages of our approach is the combination of its speed on small and medium datasets using standard hardware together with the automatic optimization parameter selection.

We demonstrate this on several smaller datasets ($10^4 \sim 10^5$ points) using a Titan Xp GPU (see Table 2). We see that in every case training takes no more than 15 seconds, making multiple runs for parameter and feature selection easily feasible.

For comparison, we also provide timings for LibSVM, a popular and widely used kernel library [CL11]. We show the results for LibSVM³ using the same kernel with the same parameter. We stopped iteration of our method when the accuracy on test exceeded that of LibSVM, which our method was able to achieve on every dataset. While not intended as a comprehensive evaluation, the benefits of our method for typical data analysis tasks are evident.⁴ Fast training along with the “worry-free” optimization create an “interactive/responsive” environment for using kernel methods in machine learning. Furthermore, the choice of kernel (e.g., Laplacian or Gaussian) and its single bandwidth parameter is usually far simpler than the multiple parameters involved in the selection of architecture in neural networks.

5.3 Practical Techniques for Accelerating Inference

We would like to point out two simple and practical techniques to accelerate and simplify kernel training. The use of the Laplacian kernel is not common in the literature and in our opinion deserves more attention. While PCA is frequently used to speed up training (and sometimes to improve the test results), it is useful to state the technique explicitly.

Choice of kernel function. In many cases Laplace (exponential) kernel $k(\mathbf{x}, \mathbf{z}) = e^{-\frac{\|\mathbf{x}-\mathbf{z}\|}{\sigma}}$ produces results comparable or better than those for the more standard Gaussian kernel. Moreover the Laplacian kernel has several practical advantages over the Gaussian (consistent with the findings reported in [BMM18]). (1) Laplacian generally requires fewer epochs for training to obtain the same quality result. (2) The batch value m^* is typically larger for the Laplacian kernel allowing for more effective parallelization. (3) Test performance for the Laplacian kernel is empirically more robust to the bandwidth parameter σ , significantly reducing the need for careful parameter tuning to achieve optimal performance.

Dimensionality reduction by PCA. Recall that the primary cost of one EigenPro iteration is $n \cdot md$ for the number of operations and $n \cdot (m + d)$ for memory where d is the number of features. Thus reducing the dimension of the features results in significant computational savings. It is often possible to significantly reduce dimensionality of the data without perceptibly changing classification (or regression) accuracy by applying the Principal Components Analysis (PCA). For example, using PCA to reduce the feature dimensionality from 1536 to 800 for ImageNet decreases the accuracy by less than 0.2%.

6 Conclusion and Future Directions

The main contribution of this paper is to develop kernel methods for machine learning capable of minimizing the training time given access to a parallel computational resource. We have developed practical algorithms that are very fast for smaller data and scale easily to several million data points on a modern GPU. It is likely that more effective memory management together with the latest generation of hardware (e.g., Nvidia Tesla V100, not yet available to us as of writing this paper) would allow scaling up to 10^7 data points with reasonable training time. Going beyond that to 10^8 or more data points using multi-GPU setups is the next natural step. Our approach has the

³We use the svm package in scikit-learn 0.19.0 (running on CPU).

⁴Our algorithm is still much faster than LibSVM when running on CPU. For example, training on datasets shown in Table 2 takes between one and three minutes.

potential to enable scaling to very large data by further increasing the effective batch size, well beyond that needed for computational resources available to us now.

Another important direction of future is to reduce the memory footprint and computational requirements for kernel methods, particularly at test time, allowing for deployment on devices with more computational power.

Acknowledgements

We thank Raef Bassily for discussions and helpful comments. We used a Titan Xp GPU provided by Nvidia. We acknowledge financial support from NSF. We thank Lorenzo Rosasco and Luigi Carratino for sharing preprocessed ImageNet features.

References

- [ACW16] H. Avron, K. Clarkson, and D. Woodruff. Faster kernel ridge regression using sketching and preconditioning. *arXiv preprint arXiv:1611.03220*, 2016.
- [Aro50] Nachman Aronszajn. Theory of reproducing kernels. *Transactions of the American mathematical society*, 68(3):337–404, 1950.
- [BMM18] Mikhail Belkin, Siyuan Ma, and Soumik Mandal. To understand deep learning we need to understand kernel learning. *arXiv preprint arXiv:1802.01396*, 2018.
- [CAS16] Jie Chen, Haim Avron, and Vikas Sindhwani. Hierarchically compositional kernels for scalable nonparametric learning. *arXiv preprint arXiv:1608.00860*, 2016.
- [CL11] Chih-Chung Chang and Chih-Jen Lin. Libsvm: a library for support vector machines. *ACM transactions on intelligent systems and technology (TIST)*, 2(3):27, 2011.
- [DDS⁺09] Jia Deng, Wei Dong, Richard Socher, Li-Jia Li, Kai Li, and Li Fei-Fei. Imagenet: A large-scale hierarchical image database. In *Computer Vision and Pattern Recognition, 2009. CVPR 2009. IEEE Conference on*, pages 248–255. IEEE, 2009.
- [GDG⁺17] Priya Goyal, Piotr Dollár, Ross Girshick, Pieter Noordhuis, Lukasz Wesolowski, Aapo Kyrola, Andrew Tulloch, Yangqing Jia, and Kaiming He. Accurate, large mini-batch sgd: Training imagenet in 1 hour. *arXiv preprint arXiv:1706.02677*, 2017.
- [GLF⁺93] John S Garofolo, Lori F Lamel, William M Fisher, Jonathon G Fiscus, and David S Pallett. Darpa timit acoustic-phonetic continuous speech corpus cd-rom. *NIST speech disc*, 1-1.1, 1993.
- [HAS⁺14] Po-Sen Huang, Haim Avron, Tara N Sainath, Vikas Sindhwani, and Bhuvana Ramabhadran. Kernel methods match deep neural networks on timit. In *ICASSP*, pages 205–209. IEEE, 2014.
- [KH09] Alex Krizhevsky and Geoffrey Hinton. Learning multiple layers of features from tiny images. Master’s thesis, University of Toronto, 2009.
- [Kri14] Alex Krizhevsky. One weird trick for parallelizing convolutional neural networks. *arXiv preprint arXiv:1404.5997*, 2014.
- [LBBH98] Y. LeCun, L. Bottou, Y. Bengio, and P. Haffner. Gradient-based learning applied to document recognition. In *Proceedings of the IEEE*, volume 86, pages 2278–2324, 1998.
- [LL10] Dennis Leventhal and Adrian S Lewis. Randomized methods for linear constraints: convergence rates and conditioning. *Mathematics of Operations Research*, 35(3):641–654, 2010.
- [LML⁺14] Zhiyun Lu, Avner May, Kuan Liu, Alireza Bagheri Garakani, Dong Guo, Aurélien Bellet, Linxi Fan, Michael Collins, Brian Kingsbury, Michael Picheny, and Fei Sha.

- How to scale up kernel methods to be as good as deep neural nets. *arXiv preprint arXiv:1411.4000*, 2014.
- [MB17] Siyuan Ma and Mikhail Belkin. Diving into the shallows: a computational perspective on large-scale shallow learning. In *Advances in Neural Information Processing Systems*, pages 3781–3790, 2017.
- [MBB17] Siyuan Ma, Raef Bassily, and Mikhail Belkin. The power of interpolation: Understanding the effectiveness of sgd in modern over-parametrized learning. *arXiv preprint arXiv:1712.06559*, 2017.
- [MGL⁺17] Avner May, Alireza Bagheri Garakani, Zhiyun Lu, Dong Guo, Kuan Liu, Aurélien Bellet, Linxi Fan, Michael Collins, Daniel Hsu, Brian Kingsbury, et al. Kernel approximation methods for speech recognition. *arXiv preprint arXiv:1701.03577*, 2017.
- [NWC⁺11] Y. Netzer, T. Wang, A. Coates, A. Bissacco, B. Wu, and A. Ng. Reading digits in natural images with unsupervised feature learning. In *NIPS workshop*, volume 2011, page 4, 2011.
- [RCR17] Alessandro Rudi, Luigi Carratino, and Lorenzo Rosasco. Falkon: An optimal large scale kernel method. In *Advances in Neural Information Processing Systems*, pages 3891–3901, 2017.
- [SIVA17] Christian Szegedy, Sergey Ioffe, Vincent Vanhoucke, and Alexander A Alemi. Inception-v4, inception-resnet and the impact of residual connections on learning. In *AAAI*, volume 4, page 12, 2017.
- [SKL17] Samuel L Smith, Pieter-Jan Kindermans, and Quoc V Le. Don’t decay the learning rate, increase the batch size. *arXiv preprint arXiv:1711.00489*, 2017.
- [TBR13] Martin Takáč, Avleen Singh Bijral, Peter Richtárik, and Nati Srebro. Mini-batch primal and dual methods for SVMs. In *ICML (3)*, pages 1022–1030, 2013.
- [TRVR16] S. Tu, R. Roelofs, S. Venkataraman, and B. Recht. Large scale kernel learning using block coordinate descent. *arXiv preprint arXiv:1602.05310*, 2016.
- [YGG17] Yang You, Igor Gitman, and Boris Ginsburg. Scaling sgd batch size to 32k for imagenet training. *arXiv preprint arXiv:1708.03888*, 2017.
- [YRC07] Y. Yao, L. Rosasco, and A. Caponnetto. On early stopping in gradient descent learning. *Constructive Approximation*, 26(2):289–315, 2007.
- [ZBH⁺16] C. Zhang, S. Bengio, M. Hardt, B. Recht, and O. Vinyals. Understanding deep learning requires rethinking generalization. *arXiv preprint arXiv:1611.03530*, 2016.

Appendices

A Datasets

We reduce multiclass labels to multiple binary labels. For image datasets including MNIST [LBBH98], CIFAR-10 [KH09], and SVHN [NWC⁺11], color images are first transformed to grayscale images. We then rescale the range of each feature to $[0, 1]$. For ImageNet [DDS⁺09], we use the top 800 PCA components of some convolutional features extracted from Inception-ResNet-v2 [SIVA17]. For TIMIT [GLF⁺93], we normalize each feature by z-score.

B Selection of Kernel its Bandwidth

We use Gaussian kernel $k(x, y) = \exp(-\frac{\|x-y\|^2}{2\sigma^2})$ and Laplace kernel $k(x, y) = \exp(-\frac{\|x-y\|}{\sigma})$ in our experiments. Note that the kernel bandwidth σ is selected through cross-validation on a small subsampled dataset. In the table on the right side, we report the kernel and its bandwidth selected for each dataset to achieve the best performance.

Dataset	Kernel	Bandwidth
MNIST	Gaussian	5
SVHN	Gaussian	5
CIFAR	Gaussian	5
TIMIT	Laplacian	40
ImageNet	Gaussian	16
SUSY	Gaussian	5

C Analysis of Acceleration

Claim (Acceleration). Using the adaptive kernel $k_{\hat{\mathcal{G}}}$ decreases the resource time required for training over the original kernel k by a factor of $a \approx \frac{\beta(K)}{\beta(K_{\hat{\mathcal{G}}})} \cdot \frac{m_{\hat{\mathcal{G}}}^{max}}{m^*(k)}$.

We will now give a derivation of this acceleration factor a , based on the analysis of SGD in the interpolating setting in [MBB17].

As before, let $(\mathbf{x}_1, y_1), \dots, (\mathbf{x}_n, y_n)$ be the data, and let K be the corresponding (normalized) kernel matrix $K_{ij} = k(\mathbf{x}_i, \mathbf{x}_j)/n$. We start by recalling the SGD iteration in the kernel setting for a mini-batch of size m , $(\mathbf{x}_{t_1}, y_{t_1}), \dots, (\mathbf{x}_{t_m}, y_{t_m})$,

$$f \leftarrow f - \eta \cdot \frac{2}{m} \left\{ \sum_{i=1}^m (f(\mathbf{x}_{t_i}) - y_{t_i}) k(\mathbf{x}_{t_i}, \cdot) \right\}$$

When step size η is chosen optimally, we can apply Theorem 4 in [MBB17] to bound its convergence per iteration toward the optimal (interpolating) solution f^* as follows:

$$\mathbb{E}[\|f_t - f^*\|_{\mathcal{H}}^2] \leq g_K^*(m) \cdot \mathbb{E}[\|f_{t-1} - f^*\|_{\mathcal{H}}^2]$$

Here $g_K^*(m)$ is a kernel-dependent upper bound on the convergence rate.

The fastest (up to a small constant factor) convergence rate per iteration is obtained when using mini-batch size $m^*(K) = \frac{\beta(K)}{\lambda_1(K) - \lambda_n(K)}$ (or larger). Kernels used in practice, such as Gaussian kernels, have rapid eigendecay [MB17], i.e., $\lambda_1(K) \gg \lambda_n(K)$. Hence we have $m^*(k) \approx \frac{\beta(K)}{\lambda_1(K)}$.

Thus we can write an accurate approximation of convergence rate $g_K^*(m^*(K))$ as follows:

$$\epsilon_K^* \triangleq g_K^*(m^*(K)) = 1 - \frac{m^*(K) \cdot \lambda_n(K)}{\beta(K) + (m-1)\lambda_n(K)} \approx 1 - \frac{\frac{\lambda_n(K)}{\lambda_1(K)}}{1 + (m-1)\frac{\lambda_n(K)}{\beta(K)}}$$

We now observe that $\beta = \max_{i=1, \dots, n} k(\mathbf{x}_i, \mathbf{x}_i) \geq \text{tr}(K)$. Hence for the mini-batch size m much smaller than n we have

$$(m-1)\frac{\lambda_n(K)}{\beta(K)} \leq (m-1)\frac{\lambda_n(K)}{\text{tr}(K)} \leq \frac{m-1}{n} \ll 1$$

That allows us to write

$$\epsilon_K^* \approx 1 - \frac{\lambda_n(K)}{\lambda_1(K)}$$

We will now apply this formula to the adaptive kernel $k_{\mathcal{G}}$. Recall that its corresponding kernel matrix $K_{\mathcal{G}}$ modifies the top- q eigenspectrum of K such that

$$\lambda_i(K_{\mathcal{G}}) = \begin{cases} \lambda_q(K) & \text{if } i \leq q \\ \lambda_i(K) & \text{if } i > q \end{cases}$$

Thus the convergence rate for $k_{\mathcal{G}}$ is

$$\epsilon_{K_{\mathcal{G}}}^* \approx 1 - \frac{\lambda_n(K_{\mathcal{G}})}{\lambda_1(K_{\mathcal{G}})} = 1 - \frac{\lambda_n(K)}{\lambda_q(K)}$$

Next, we compare the number of iterations needed to converge to error ϵ using the original kernel k and the adaptive kernel $k_{\mathcal{G}}$.

First, we see that for kernel k it takes $t = \frac{\log \epsilon}{\log \epsilon_K^*}$ iterations to go below error ϵ such that

$$\mathbb{E}[\|f_t - f^*\|_{\mathcal{H}}^2] \leq \epsilon \cdot \mathbb{E}[\|f_0 - f^*\|_{\mathcal{H}}^2]$$

Notice that $\lambda_n(K) \leq \frac{\text{tr}(K)}{n} = \frac{1}{n}$ for normalized kernel matrix K . Thus for large n , we have

$$\frac{\log \epsilon}{\log \epsilon_K^*} = \frac{\log \epsilon}{\log(1 - \frac{\lambda_n(K)}{\lambda_1(K)})} \approx \log \epsilon \cdot \frac{\lambda_1(K)}{\lambda_n(K)}$$

In other words, the number of iterations needed to converge with kernel k is proportional to $\frac{\lambda_1(K)}{\lambda_n(K)}$.

By the same token, to achieve accuracy ϵ , the adaptive kernel $k_{\mathcal{G}}$ needs $\frac{\log \epsilon}{\log \epsilon_{K_{\mathcal{G}}}^*} \approx \log \epsilon \cdot \frac{\lambda_q(K)}{\lambda_n(K)}$ iteration.

Therefore, to achieve accuracy ϵ , training with the adaptive kernel $k_{\mathcal{G}}$ needs $\frac{\lambda_q(K)}{\lambda_1(K)}$ as many iterations as training with the original kernel k .

To unpack the meaning of the ratio $\frac{\lambda_q(K)}{\lambda_1(K)}$, we rewrite it as

$$\frac{\lambda_q(K)}{\lambda_1(K)} = \frac{\lambda_1(K_{\mathcal{G}})}{\lambda_1(K)} = \frac{\beta(K_{\mathcal{G}})}{\beta(K)} \cdot \frac{m^*(K)}{m^*(K_{\mathcal{G}})} = \frac{\beta(K_{\mathcal{G}})}{\beta(K)} \cdot \frac{m^*(K)}{m_{\mathcal{G}}^{max}}$$

Recall that by the assumptions made in the paper (1) any iteration for kernel K with mini-batch size $m \leq m_{\mathcal{G}}^{max}$ requires the same amount of resource time to complete on \mathcal{G} , (2) iteration of kernels K and $K_{\mathcal{G}}$ require the same resource time for any m (negligible overhead).

Since $m^*(K) \leq m^*(K_{\mathcal{G}}) \approx m_{\mathcal{G}}^{max}$, we see that one iteration of batch size $m^*(K)$ and one iteration of batch size $m^*(K_{\mathcal{G}})$ take the same amount of time for either kernel.

We thus conclude that the adaptive kernel accelerates over the original kernel by a factor of approximately

$$\frac{\beta(K)}{\beta(K_{\mathcal{G}})} \cdot \frac{m_{\mathcal{G}}^{max}}{m^*(K)}$$

Remark. Notice that our analysis is based on using upper bounds for convergence. While these bounds are tight ([MBB17], Theorem 3), there is no guarantees of tightness for specific data and choice of kernel used in practice. Remarkably, the values of parameters obtained by using these bounds work very well in practice. Moreover, acceleration predicted theoretically closely matches acceleration observed in practice.