

Failure Analysis of the Interval-Passing Algorithm for Compressed Sensing

Yauhen Yakimenka, *Student Member, IEEE* and Eirik Rosnes, *Senior Member, IEEE*

Abstract—In this work, we perform a complete failure analysis of the interval-passing algorithm (IPA) for compressed sensing. The IPA is an efficient iterative algorithm for reconstructing a k -sparse nonnegative n -dimensional real signal x from a small number of linear measurements y . In particular, we show that the IPA fails to recover x from y if and only if it fails to recover a corresponding binary vector of the same support, and also that only positions of nonzero values in the measurement matrix are of importance to the success of recovery. Based on this observation, we introduce *termatiko sets* and show that the IPA fails to fully recover x if and only if the support of x contains a nonempty *termatiko set*, thus giving a complete (graph-theoretic) description of the failing sets of the IPA. Two heuristics to locate small-size *termatiko sets* are presented. For binary column-regular measurement matrices with no 4-cycles, we provide a lower bound on the *termatiko distance*, defined as the smallest size of a nonempty *termatiko set*. For measurement matrices constructed from the parity-check matrices of array low-density parity-check codes, upper bounds on the *termatiko distance* equal to half the best known upper bound on the minimum distance are provided for column-weight at most 7, while for column-weight 3, the exact *termatiko distance* and its corresponding multiplicity are provided. Next, we show that adding redundant rows to the measurement matrix does not create new *termatiko sets*, but rather potentially removes *termatiko sets* and thus improves performance. An algorithm is provided to efficiently search for such redundant rows. Finally, we present numerical results for different specific measurement matrices and also for protograph-based ensembles of measurement matrices, as well as simulation results of IPA performance, showing the influence of small-size *termatiko sets*.

I. INTRODUCTION

THE reconstruction of a (mathematical) object from a partial set of observations in an efficient and reliable manner is of fundamental importance. Compressed sensing, motivated by the ground-breaking work of Candès and Tao [1], [2], and independently by Donoho [3], is a research area in which the object to be reconstructed is a k -sparse signal vector (there are at most k nonzero entries in the vector) over the real numbers. The partial information provided is a linear transformation of the signal vector, the *measurement vector*, and the objective is to reconstruct the object from a small number of measurements. Compressed sensing provides

a mathematical framework which shows that, under some conditions, signals can be recovered from far fewer measurements than with conventional signal acquisition methods. The main idea in compressed sensing is to exploit that most interesting signals have an inherent structure or contain redundancy. The compressed sensing problem is described in more details in Section II-A below.

Iterative reconstruction algorithms for compressed sensing have received considerable interest recently. See, for instance, [4]–[10] and references therein. The interval-passing algorithm (IPA) for reconstruction of nonnegative sparse signals was introduced by Chandar *et al.* in [6] for binary measurement matrices. The algorithm was further generalized to nonnegative real measurement matrices in [5]. An improvement to the IPA using the principle of *verification* was proposed recently in [11]. The proposed algorithm performs better than the plain IPA and also better than the plain verification algorithm, first introduced in [7], for measurement matrices equal to parity-check matrices of low-density parity-check (LDPC) codes. Note that there is a clear connection between the IPA and the iterative message-passing algorithm proposed for counter braids in [12] (see also [13]) in the sense that the algorithm for counter braids is a special case of the IPA (see Section II-C below). Thus, the results derived in this work apply immediately also to iterative decoding of counter braids as described in [12].

In this work, we show that the IPA fails for a nonnegative signal $x = (x_1, \dots, x_n) \in \mathbb{R}_{\geq 0}^n$, $\mathbb{R}_{\geq 0}$ is the set of nonnegative real numbers, if and only if it fails for a corresponding binary vector z of the same support, and also that only positions of nonzero values in the measurement matrix are of importance to the success of recovery. Thus, failing sets as subsets of $[n] \triangleq \{1, \dots, n\}$ can be defined. It has previously been shown that traditional stopping sets for belief propagation decoding of LDPC codes are failing sets of the IPA, in the sense that if the support of a signal $x \in \mathbb{R}_{\geq 0}^n$ contains a nonempty stopping set, then the IPA fails to fully recover x [5, Thm. 1]. In this work, we extend the results in [5] and define *termatiko sets* (which contain stopping sets as a special case) and show that the IPA fails to fully recover a signal $x \in \mathbb{R}_{\geq 0}^n$ if and only if the support of x contains a nonempty *termatiko set*, thus giving a complete (graph-theoretic) description of the failing sets of the IPA. Analogously to the stopping distance we define the size of the smallest *termatiko set* as the *termatiko distance*. Also, two heuristics to locate small-size *termatiko sets* are presented. For binary column-regular matrices with no 4-cycles we provide a general lower bound on the *termatiko distance*, and for matrices equal to parity-check matrices of array LDPC codes [14] we provide an upper bound equal to

This work was partially funded by the Norwegian-Estonian Research Cooperation Programme (grant EMP133). The work of E. Rosnes was partially funded by the Research Council of Norway (grant 240985/F20). The calculations were carried out in part in the High Performance Computing Centre of the University of Tartu. This paper was presented in part at the 54th Annual Allerton Conference on Communication, Control, and Computing, Monticello, IL, USA, September 2016.

Y. Yakimenka is with Institute of Computer Science, University of Tartu, Tartu 50409, Estonia (e-mail: yauhen@ut.ee).

E. Rosnes is with Simula@UiB, N-5020 Bergen, Norway (e-mail: eirikrosnes@simula.no).

half the best known upper bound on the minimum distance for column-weight at most 7. In the special case of column-weight 3, the termatiko distance turns out to be exactly 3 and a formula for the corresponding multiplicity is derived. Adding redundant rows to improve performance of iterative message-passing algorithms has been considered previously in various scenarios, and we provide an algorithm to search for redundant rows of the measurement matrix and show that this can only reduce the number of termatiko sets. Finally, we perform an extensive numerical study which includes both specific binary parity-check matrices of LDPC codes and parity-check matrices from LDPC code ensembles as measurement matrices, as well as simulation results.

The remainder of this paper is organized as follows. Notation and background, including a detailed description of the IPA, are introduced in Section II, while the failing sets of the IPA are analyzed in Section III, introducing the concept of termatiko sets and showing that the IPA fails to recover a nonnegative real signal $\mathbf{x} \in \mathbb{R}_{\geq 0}^n$ if and only if the support of \mathbf{x} contains a nonempty termatiko set. Two heuristics to identify small-size termatiko sets are also presented. In Section IV, some results, including a lower bound on the termatiko distance, for column-regular measurement matrices are presented. Next, the exact termatiko distance and a formula for its multiplicity for binary measurement matrices obtained from the parity-check matrices of column-weight 3 array LDPC codes are derived. For column-weights 4 to 7, upper bounds on the termatiko distance of these measurement matrices are presented by splitting minimum-weight codewords into two equal parts. Adding redundant rows to the measurement matrix in order to improve the performance of the IPA is considered in Section V. Numerical results for different specific measurement matrices and also for ensembles of measurement matrices, as well as simulation results of IPA performance are presented in Section VI. Conclusions are drawn in Section VII.

II. NOTATION AND BACKGROUND

In this section, we introduce the problem formulation, revise notation from [5], and describe the IPA in detail.

A. Compressed Sensing

Let $\mathbf{x} \in \mathbb{R}^n$, where \mathbb{R} is the field of real numbers, be an n -dimensional k -sparse signal (i.e., it has at most k nonzero entries), and let $A = (a_{ji})$ be an $m \times n$ real measurement matrix. We consider the recovery of \mathbf{x} from measurements $\mathbf{y} = A\mathbf{x} \in \mathbb{R}^m$, where $m < n$ and $k < n$.

The reconstruction problem of compressed sensing is to find the sparsest \mathbf{x} (or the one that minimizes the ℓ_0 -norm) under the constraint $\mathbf{y} = A\mathbf{x}$, which in general is an NP-hard problem. Basis pursuit is an algorithm which reconstructs \mathbf{x} by minimizing its ℓ_1 -norm under the constraint $\mathbf{y} = A\mathbf{x}$ [2]. This is a linear program, and thus it can be solved in polynomial time. The algorithm has a remarkable performance, but its complexity is high, making it impractical for many applications that require fast reconstruction. A fast reconstruction algorithm for nonnegative real signals and measurement matrices is the IPA which is described below in Section II-C.

B. Tanner Graph Representation

We associate with matrix A the bipartite Tanner graph $G = (V \cup C, E)$, where $V = \{v_1, v_2, \dots, v_n\}$ is a set of *variable nodes*, $C = \{c_1, c_2, \dots, c_m\}$ is a set of *measurement nodes*, and E is a set of edges from C to V . We will often equate V with $[n]$ and C with $[m]$. There is an edge in E between $c \in C$ and $v \in V$ if and only if $a_{cv} \neq 0$. We also denote the sets of neighbors for each node $v \in V$ and $c \in C$ as

$$\mathcal{N}(v) = \{c \in C \mid (c, v) \in E\}$$

$$\text{and } \mathcal{N}(c) = \{v \in V \mid (c, v) \in E\},$$

respectively. Furthermore, if $T \subset V$ or $T \subset C$ and $w \in V \cup C$, then define

$$\mathcal{N}(T) = \bigcup_{t \in T} \mathcal{N}(t) \text{ and } \mathcal{N}_T(w) = \mathcal{N}(w) \cap T.$$

A stopping set [15] of the Tanner graph G is defined as a subset S of V such that all its neighboring measurement nodes are connected at least twice to S .

C. Interval-Passing Algorithm

The IPA is an iterative algorithm to reconstruct a nonnegative real signal $\mathbf{x} \in \mathbb{R}_{\geq 0}^n$ from a set of linear measurements $\mathbf{y} = A\mathbf{x}$, introduced by Chandar *et al.* in [6] for binary measurement matrices. The algorithm was extended to nonnegative real measurement matrices in [5], and this is the case that we will consider. The IPA iteratively sends messages between variable and measurement nodes. Each message contains two real numbers, a *lower bound* and an *upper bound* on the value of the variable node to which it is affiliated. Let $\mu_{v \rightarrow c}^{(\ell)}$ (resp. $\mu_{c \rightarrow v}^{(\ell)}$) denote the lower bound of the message from variable node v (resp. measurement node c) to measurement node c (resp. variable node v) at iteration ℓ . The corresponding upper bound of the message is denoted by $M_{v \rightarrow c}^{(\ell)}$ (resp. $M_{c \rightarrow v}^{(\ell)}$). It is a distinct property of the algorithm that at any iteration ℓ , $\mu_{v \rightarrow c}^{(\ell)} \leq x_v \leq M_{v \rightarrow c}^{(\ell)}$ and $\mu_{c \rightarrow v}^{(\ell)} \leq x_v \leq M_{c \rightarrow v}^{(\ell)}$, for all $v \in V$ and $c \in \mathcal{N}(v)$.

The detailed steps of the IPA are shown in Algorithm 1 below. From Lines 3, 16, and 17 one can see that both $\mu_{v \rightarrow c}^{(\ell)}$ and $M_{v \rightarrow c}^{(\ell)}$ are independent of $c \in \mathcal{N}(v)$. Thus, we will occasionally denote $\mu_{v \rightarrow c}^{(\ell)}$ by $\mu_v^{(\ell)}$, and $M_{v \rightarrow c}^{(\ell)}$ by $M_v^{(\ell)}$.

Note that in the special case when setting $M_{v \rightarrow c}^{(0)} = \infty$ for all $v \in V$, the algorithm reduces to the iterative decoding algorithm outlined in [12] for counter braids. In fact, due to this initialization, only upper bounds need to be computed for odd iterations and only lower bounds for even iterations (for both variables nodes and measurement/counter nodes).

III. FAILING SETS OF THE INTERVAL-PASSING ALGORITHM

In this section, we present several results related to the failure of the IPA. In particular, in Section III-A, we show that the IPA fails to recover \mathbf{x} from \mathbf{y} if and only if it fails to recover a corresponding binary vector of the same support, and also that only positions of nonzero values in the matrix A are of importance for success of recovery (see Lemma 1 below).

Algorithm 1 Interval-Passing Algorithm (cf. [5, Alg. 1])

```

1: function IPA( $\mathbf{y}, A$ )
   Initialization
2:   for all  $v \in V$  do
3:      $\mu_{v \rightarrow}^{(0)} \leftarrow 0$  and  $M_{v \rightarrow}^{(0)} \leftarrow \min_{c \in \mathcal{N}(v)} (y_c / a_{cv})$ 
4:   end for
   Iterations
5:    $\ell \leftarrow 0$ 
6:   repeat
7:      $\ell \leftarrow \ell + 1$ 
8:     for all  $c \in C, v \in \mathcal{N}(c)$  do
9:        $\mu_{c \rightarrow v}^{(\ell)} \leftarrow \frac{1}{a_{cv}} \left( y_c - \sum_{v' \in \mathcal{N}(c), v' \neq v} a_{cv'} M_{v' \rightarrow}^{(\ell-1)} \right)$ 
10:      if  $\mu_{c \rightarrow v}^{(\ell)} < 0$  then
11:         $\mu_{c \rightarrow v}^{(\ell)} \leftarrow 0$ 
12:      end if
13:       $M_{c \rightarrow v}^{(\ell)} \leftarrow \frac{1}{a_{cv}} \left( y_c - \sum_{v' \in \mathcal{N}(c), v' \neq v} a_{cv'} \mu_{v' \rightarrow}^{(\ell-1)} \right)$ 
14:    end for
15:    for all  $v \in V$  do
16:       $\mu_{v \rightarrow}^{(\ell)} \leftarrow \max_{c \in \mathcal{N}(v)} \mu_{c \rightarrow v}^{(\ell)}$ 
17:       $M_{v \rightarrow}^{(\ell)} \leftarrow \min_{c \in \mathcal{N}(v)} M_{c \rightarrow v}^{(\ell)}$ 
18:    end for
19:  until  $\mu_{v \rightarrow}^{(\ell)} = \mu_{v \rightarrow}^{(\ell-1)}$  and  $M_{v \rightarrow}^{(\ell)} = M_{v \rightarrow}^{(\ell-1)}, \forall v \in V$ 
   Result
20:  for all  $v \in V$  do  $\hat{x}_v \leftarrow \mu_{v \rightarrow}^{(\ell)}$  end for
21:  return  $\hat{\mathbf{x}}$ 
22: end function

```

Based on Lemma 1, we introduce the concept of *termatiko* sets in Section III-B and give a complete (graph-theoretic) description of the failing sets of the IPA in Section III-C. In Section III-D, a counter-example to [5, Thm. 2] is provided, while two heuristic approaches to locate small-size *termatiko* sets from a list of stopping sets is outlined in Section III-E.

A. Signal Support Recovery

Consider the two related problems $\text{IPA}(\mathbf{y}, A)$ and $\text{IPA}(\mathbf{s}, B)$, where $\mathbf{s} = B\mathbf{z}$ and $\mathbf{z} \in \{0, 1\}^n$ has support $\text{supp}(\mathbf{z}) = \text{supp}(\mathbf{x})$, i.e., \mathbf{x} and \mathbf{z} have the same support. The support of a real vector $\mathbf{x} \in \mathbb{R}^n$ is defined as the set of nonzero coordinates of \mathbf{x} . The binary matrix B contains ones exactly in the positions where A has nonzero values. We will show below (see Lemma 1) that these two problems behave identically, namely, they recover exactly the same positions of \mathbf{x} and \mathbf{z} . However, note that this is true if the identical algorithm (Algorithm 1) is applied to both problems, i.e., the binary nature of \mathbf{z} is not exploited.

Lemma 1. *Let $A = (a_{ji}) \in \mathbb{R}_{\geq 0}^{m \times n}$, $\mathbf{x} \in \mathbb{R}_{\geq 0}^n$, $B = (b_{ji}) \in \{0, 1\}^{m \times n}$, and $\mathbf{z} \in \{0, 1\}^n$, where $\text{supp}(\mathbf{z}) = \text{supp}(\mathbf{x})$ and*

$$b_{ji} = \begin{cases} 0, & \text{if } a_{ji} = 0, \\ 1, & \text{otherwise.} \end{cases}$$

Further, denote $\mathbf{y} = A\mathbf{x}$, $\mathbf{s} = B\mathbf{z}$, $\hat{\mathbf{x}} = \text{IPA}(\mathbf{y}, A)$, and $\hat{\mathbf{z}} = \text{IPA}(\mathbf{s}, B)$. Then, for all $v \in V$,

$$\hat{x}_v = x_v \quad \text{if and only if} \quad \hat{z}_v = z_v.$$

Proof: Define subsets of V in which either the lower or the upper bound of a variable-to-measurement message, at a given iteration ℓ , is equal to x_v or z_v as follows:

$$\gamma_x^{(\ell)} = \{v \in V \mid \mu_{v \rightarrow}^{(\ell)} = x_v\}, \Gamma_x^{(\ell)} = \{v \in V \mid M_{v \rightarrow}^{(\ell)} = x_v\}, \\ \gamma_z^{(\ell)} = \{v \in V \mid \lambda_{v \rightarrow}^{(\ell)} = z_v\}, \Gamma_z^{(\ell)} = \{v \in V \mid \Lambda_{v \rightarrow}^{(\ell)} = z_v\},$$

where $\lambda_{v \rightarrow}^{(\ell)}$ and $\Lambda_{v \rightarrow}^{(\ell)}$ denote, respectively, the lower and the upper bound of the variable-to-measurement message from variable node v to any measurement node $c \in \mathcal{N}(v)$ at iteration ℓ for $\text{IPA}(\mathbf{s}, B)$ (analogously to $\mu_{v \rightarrow}^{(\ell)}$ and $M_{v \rightarrow}^{(\ell)}$ for $\text{IPA}(\mathbf{y}, A)$).

To prove the lemma, it is enough to show that at each iteration ℓ , $\gamma_x^{(\ell)} = \gamma_z^{(\ell)}$ and $\Gamma_x^{(\ell)} = \Gamma_z^{(\ell)}$. We demonstrate this by induction on ℓ .

Base Case.

$$\gamma_x^{(0)} = \{v \in V \mid x_v = 0\} = \{v \in V \mid z_v = 0\} = \gamma_z^{(0)}, \\ \Gamma_x^{(0)} = \{v \in V \mid \exists c \in \mathcal{N}(v) \text{ s.t. } y_c = a_{cv} x_v\} \\ = \{v \in V \mid \exists c \in \mathcal{N}(v) \text{ s.t. } s_c = z_v\} = \Gamma_z^{(0)}.$$

Inductive Step.

Consider iteration $\ell \geq 1$. First note that all $v \in V$ with $x_v = 0$ (and hence $z_v = 0$) belong to both $\gamma_x^{(\ell)}$ and $\gamma_z^{(\ell)}$.

If $x_v > 0$ (and hence $z_v = 1$) then from Line 16 of Algorithm 1 and the definition of $\gamma_x^{(\ell)}$, we have $v \in \gamma_x^{(\ell)}$ if and only if there exists $c \in \mathcal{N}(v)$ such that $\mu_{c \rightarrow v}^{(\ell)} = x_v$. More precisely:

$$a_{cv} x_v = y_c - \sum_{\substack{v' \in \mathcal{N}(c) \\ v' \neq v}} a_{cv'} M_{v' \rightarrow c}^{(\ell-1)} \\ = a_{cv} x_v + \sum_{\substack{v' \in \mathcal{N}(c) \\ v' \neq v}} a_{cv'} \left(x_{v'} - M_{v' \rightarrow c}^{(\ell-1)} \right) \leq a_{cv} x_v.$$

Equality holds if and only if $M_{v' \rightarrow c}^{(\ell-1)} = x_{v'}$ for all $v' \in \mathcal{N}(c) \setminus \{v\}$ or, in our notation, $\mathcal{N}(c) \setminus \{v\} \subset \Gamma_x^{(\ell-1)}$. However, by inductive assumption $\Gamma_z^{(\ell-1)} = \Gamma_x^{(\ell-1)}$ and hence $\Lambda_{v' \rightarrow c}^{(\ell-1)} = z_{v'}$ for all $v' \in \mathcal{N}(c) \setminus \{v\}$. This is equivalent to $\lambda_{c \rightarrow v}^{(\ell)} = z_v$ and thus $v \in \gamma_z^{(\ell)}$.

Hence, for all $v \in V$, v either belongs to both $\gamma_x^{(\ell)}$ and $\gamma_z^{(\ell)}$, or to none of them.

Analogously, we can show that $\Gamma_x^{(\ell)} = \Gamma_z^{(\ell)}$. Details are omitted for brevity. \blacksquare

Lemma 1 gives a powerful tool for analysis of IPA performance. Instead of considering $A \in \mathbb{R}_{\geq 0}^{m \times n}$ and $\mathbf{x} \in \mathbb{R}_{\geq 0}^n$ we need only to work with binary A and \mathbf{x} (although all operations are still performed over \mathbb{R}). Thus, in the rest of the paper, we assume that A is binary.

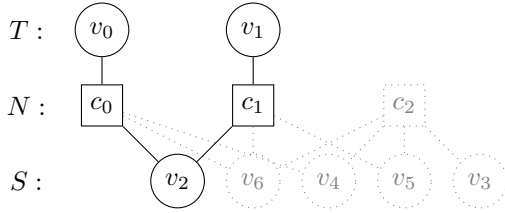


Fig. 1. Example of a termatiko set T with all measurement nodes in N connected to both T and S (cf. Theorem 1). The rest of the Tanner graph is drawn dotted.

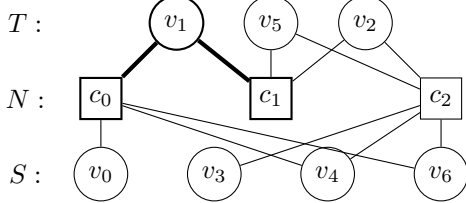


Fig. 2. Example of a termatiko set T with a measurement node c_1 connected to T only (cf. Theorem 1). Highlighted is the connection to a measurement node c_0 , which is connected to T only once.

B. Termatiko Sets

We define termatiko sets through failures of the IPA.

Definition 1. We call $T \subset V$ a termatiko set if and only if $\text{IPA}(A\mathbf{x}_T, A) = \mathbf{0}$, where \mathbf{x}_T is a binary vector with support $\text{supp}(\mathbf{x}_T) = T$.

From Lemma 1, it follows that the IPA completely fails to recover $\mathbf{x} \in \mathbb{R}_{\geq 0}^n$ if and only if $\text{supp}(\mathbf{x}) = T$, where T is a nonempty termatiko set.

Theorem 1. Let T be a subset of the set of variable nodes V . We denote by $N = \mathcal{N}(T)$ the set of measurement nodes connected to T and also denote by S the other variable nodes connected only to N as follows:

$$S = \{v \in V \setminus T : \mathcal{N}_N(v) = \mathcal{N}(v)\}.$$

Then, T is a termatiko set if and only if for each $c \in N$ one of the following two conditions holds (cf. Figs. 1 and 2):

- c is connected to S (this implies $S \neq \emptyset$);
- c is not connected to S and

$$\left| \{v \in \mathcal{N}_T(c) : \forall c' \in \mathcal{N}(v), |\mathcal{N}_T(c')| \geq 2\} \right| \geq 2.$$

Proof: Consider the problem $\text{IPA}(A\mathbf{x}_T, A)$, where \mathbf{x}_T is a binary vector with support $\text{supp}(\mathbf{x}_T) = T$ and T satisfies the conditions of the theorem.

We first note that measurement nodes in $C \setminus N$ have value zero and hence all variable nodes connected to them (i.e., $v \in V \setminus (T \cup S)$) are recovered with zeros at the initialization step of Algorithm 1. As a consequence, they can be safely pruned and w.l.o.g. we can assume that $C = N$ and $V = T \cup S$.

We show by induction that for all $v \in T \cup S$ at each iteration $\ell \geq 0$ it holds that $\mu_{v \rightarrow \cdot}^{(\ell)} = 0$ and $M_{v \rightarrow \cdot}^{(\ell)} \geq 1$. Moreover, each measurement node $c \in N$ that is not connected to S has at least two different neighbors $v_1, v_2 \in T$ with $M_{v_1 \rightarrow \cdot}^{(\ell)} \geq 2$ and $M_{v_2 \rightarrow \cdot}^{(\ell)} \geq 2$.

We will use the fact that

$$x_v = \begin{cases} 1, & \text{if } v \in T, \\ 0, & \text{if } v \in S. \end{cases}$$

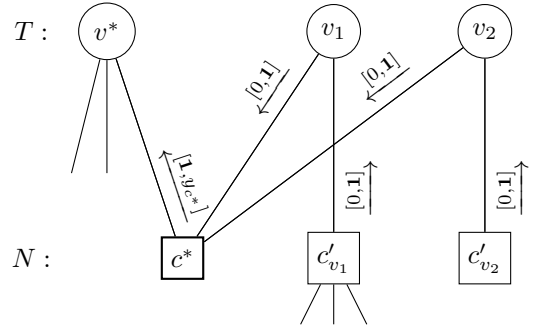


Fig. 3. Exact bounds propagation in a nontermatiko set. Here $[\mu, M]$ denotes sending a lower bound of μ and an upper bound of M in the direction given by the corresponding arrow. Numbers in bold are exact bounds.

Also we note that $y_c = |\mathcal{N}_T(c)|$ for all $c \in N$.

Base Case.

For $\ell = 0$ we immediately obtain from Algorithm 1 that $\mu_{v \rightarrow \cdot}^{(0)} = 0$ and, as each $c \in N$ has at least one nonzero neighbor, $M_{v \rightarrow \cdot}^{(0)} \geq 1$. In addition, consider $c \in N$ that is not connected to S . It has at least two different neighbors $v_1, v_2 \in T$, each connected only to measurement nodes with not less than two neighbors in T . Therefore, $M_{v_1 \rightarrow \cdot} \geq 2$ and $M_{v_2 \rightarrow \cdot} \geq 2$.

Inductive Step.

Consider $\ell \geq 1$. For all $c \in N$ and all $v \in \mathcal{N}(c)$,

$$M_{c \rightarrow v}^{(\ell)} = y_c - \sum_{v' \in \mathcal{N}(c), v' \neq v} \mu_{v' \rightarrow c}^{(\ell-1)} = y_c.$$

Hence, upper bounds are exactly the same as for $l = 0$ and the same inequalities hold for them.

In order to find lower bounds, we consider two cases for $c \in N$. If c is connected to S , then

$$y_c - \sum_{\substack{v' \in \mathcal{N}(c) \\ v' \neq v}} M_{v' \rightarrow c}^{(\ell-1)} \leq (|\mathcal{N}(c)| - 1) - \sum_{\substack{v' \in \mathcal{N}(c) \\ v' \neq v}} 1 = 0$$

and therefore $\mu_{c \rightarrow v}^{(\ell)} = 0$. If c is connected to T only, then

$$y_c - \sum_{\substack{v' \in \mathcal{N}(c) \\ v' \neq v}} M_{v' \rightarrow c}^{(\ell-1)} \leq |\mathcal{N}_T(c)| - \left(1 + \sum_{\substack{v' \in \mathcal{N}_T(c) \\ v' \neq v}} 1\right) = 0$$

and again $\mu_{c \rightarrow v}^{(\ell)} = 0$. Here, the extra 1 inside the parenthesis indicates the fact that for at least one v' we have $M_{v' \rightarrow c}^{(\ell-1)} \geq 2$. Thus, at each iteration of the IPA for each $v \in V$ the lower bound is equal to zero, and the algorithm will return $\hat{\mathbf{x}} = \mathbf{0}$.

We have demonstrated that if T satisfies the conditions of the theorem, it is a termatiko set. What remains to be proven is that if T does not satisfy the conditions of the theorem, the IPA can recover at least some of the nonzero values.

Assume that there exists $c^* \in N$ connected to T only (i.e., $\mathcal{N}_T(c^*) = \mathcal{N}(c^*)$) and such that

$$\left| \{v \in \mathcal{N}_T(c^*) : \forall c' \in \mathcal{N}(v), |\mathcal{N}_T(c')| \geq 2\} \right| \leq 1.$$

If this set has one element, denote it by v^* . If it is empty, let v^* be any element of $\mathcal{N}_T(c^*)$.

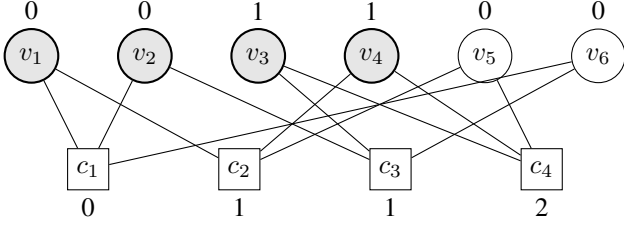


Fig. 4. Counter-example to [5, Thm. 2]. The set of variable nodes is $V = \{v_1, \dots, v_6\}$ (circles) and the set of measurement nodes is $C = \{c_1, \dots, c_4\}$ (squares). The integer attached to a node is its corresponding value (x_{v_i} for variable node v_i and y_{c_i} for measurement node c_i). $V_S = \{v_1, v_2, v_3, v_4\} \subset V$ (shaded in gray) is a minimal stopping set and c_1 is a zero-valued ($y_{c_1} = 0$) measurement node connected to V_S . Note that v_5 is not in V_S , but exactly because of it, the IPA cannot correctly recover v_4 .

A special case when $|\mathcal{N}_T(c^*)| = 1$ is trivial. Otherwise, for any $v \in \mathcal{N}_T(c^*) \setminus \{v^*\}$, there exists $c'_v \in \mathcal{N}(v)$ such that $|\mathcal{N}_T(c'_v)| \leq 1$, which in truth means that $\mathcal{N}_T(c'_v) = \{v\}$.

Hence, at the initialization step of the IPA, for all $v \in \mathcal{N}_T(c^*) \setminus \{v^*\}$ we will have $\mu_{v \rightarrow c^*}^{(0)} = 0$ and $M_{v \rightarrow c^*}^{(0)} = 1$. Therefore, at iteration $\ell = 1$:

$$\mu_{c^* \rightarrow v^*}^{(1)} \leftarrow y_{c^*} - \sum_{\substack{v \in \mathcal{N}_T(c^*) \\ v \neq v^*}} M_{v \rightarrow c^*}^{(0)} = y_{c^*} - \sum_{\substack{v \in \mathcal{N}_T(c^*) \\ v \neq v^*}} 1 = 1.$$

Thus, the IPA will output 1 for position $v^* \in T$, which means that T is not a termatiko set. See Fig. 3 for illustration. ■

Theorem 1 gives a precise graph-theoretic description of termatiko sets. In fact, it defines two important subclasses of termatiko sets; stopping sets and sets with all $c \in N$ connected to both T and S . Also, it is worth noting that $T \cup S$ is a stopping set. Thus, a termatiko set is always a subset of some stopping set. We define the size of the smallest nonempty termatiko set as the *termatiko distance*.

C. General Failing Sets

In Section III-B, we defined termatiko sets as supports of binary vectors that avert the IPA from recovering any of the ones. However, the algorithm can recover only some of the positions of ones.

Before proceeding further, we prove the following lemma.

Lemma 2. *Let $\mathbf{x}, \mathbf{x}' \in \{0, 1\}^n$ such that $\text{supp}(\mathbf{x}) \subset \text{supp}(\mathbf{x}')$ and denote $D = \text{supp}(\mathbf{x}') \setminus \text{supp}(\mathbf{x})$. Let $\mu^{(\ell)}$ and $M^{(\ell)}$ be respectively lower and upper bounds at the ℓ -th step of Algorithm 1 on input $(A\mathbf{x}, A)$. Also, let $\lambda^{(\ell)}$ and $\Lambda^{(\ell)}$ be respectively lower and upper bounds at the ℓ -th step of Algorithm 1 on input $(A\mathbf{x}', A)$. Then, the following holds:*

$$\begin{aligned} \lambda_{v \rightarrow \cdot}^{(\ell)} &\leq \mu_{v \rightarrow \cdot}^{(\ell)} &\leq M_{v \rightarrow \cdot}^{(\ell)} &\leq \Lambda_{v \rightarrow \cdot}^{(\ell)}, \quad \forall v \notin D, \\ \lambda_{v \rightarrow \cdot}^{(\ell)} &\leq \mu_{v \rightarrow \cdot}^{(\ell)} + 1 &\leq M_{v \rightarrow \cdot}^{(\ell)} + 1 &\leq \Lambda_{v \rightarrow \cdot}^{(\ell)}, \quad \forall v \in D. \end{aligned}$$

Proof: Denote $\mathbf{y} = A\mathbf{x}$ and $\mathbf{y}' = A\mathbf{x}'$. Obviously, for any $c \in C$, $y'_c = y_c + |\mathcal{N}(c) \cap D| \geq y_c$. In particular, for any $c \in \mathcal{N}(D)$, $y'_c \geq y_c + 1$, and for all $c \notin \mathcal{N}(D)$, $y'_c = y_c$.

We prove the lemma by induction.

Base Case.

Obviously, $\lambda_{v \rightarrow \cdot}^{(0)} = \mu_{v \rightarrow \cdot}^{(0)} = 0$ for all $v \in V$. Next, if $v \in D$, then $c \in \mathcal{N}(v)$ implies $c \in \mathcal{N}(D)$ and hence $\Lambda_{v \rightarrow \cdot}^{(0)} \geq$

$\min_{c \in \mathcal{N}(v)} (y_c + 1) = M_{v \rightarrow \cdot}^{(0)} + 1$. Analogously, if $v \notin D$, then $\Lambda_{v \rightarrow \cdot}^{(0)} \geq M_{v \rightarrow \cdot}$.

Inductive Step.

Consider step $\ell \geq 1$. From Line 9 of Algorithm 1 we have:

$$\begin{aligned} \lambda_{c \rightarrow v}^{(\ell)} &= y'_c - \sum_{\substack{v' \in \mathcal{N}(c) \\ v' \neq v}} \Lambda_{v' \rightarrow c}^{(\ell-1)} \\ &= y_c + |\mathcal{N}(c) \cap D| - \sum_{\substack{v' \in \mathcal{N}(c) \cap D \\ v' \neq v}} \Lambda_{v' \rightarrow c}^{(\ell-1)} - \sum_{\substack{v' \in \mathcal{N}(c) \setminus D \\ v' \neq v}} \Lambda_{v' \rightarrow c}^{(\ell-1)} \\ &\leq y_c + |\mathcal{N}(c) \cap D| - \sum_{\substack{v' \in \mathcal{N}(c) \cap D \\ v' \neq v}} \left(M_{v' \rightarrow c}^{(\ell-1)} + 1 \right) \\ &\quad - \sum_{\substack{v' \in \mathcal{N}(c) \setminus D \\ v' \neq v}} M_{v' \rightarrow c}^{(\ell-1)} = \begin{cases} \mu_{c \rightarrow v}^{(\ell)}, & v \notin D, \\ \mu_{c \rightarrow v}^{(\ell)} + 1, & v \in D. \end{cases} \end{aligned}$$

One can show in a similar manner that $\Lambda_{c \rightarrow v}^{(\ell)} \geq M_{c \rightarrow v}^{(\ell)} + 1$ for $v \in D$ and $\Lambda_{c \rightarrow v}^{(\ell)} \geq M_{c \rightarrow v}^{(\ell)}$ for $v \notin D$.

Finally, from Lines 16 and 17 of Algorithm 1 we obtain

$$\begin{aligned} \lambda_{v \rightarrow \cdot}^{(\ell)} &= \max_{c' \in \mathcal{N}(v)} \lambda_{c' \rightarrow v}^{(\ell)} \leq \max_{c' \in \mathcal{N}(v)} \mu_{c' \rightarrow v}^{(\ell)} = \mu_{v \rightarrow c}^{(\ell)}, \quad \text{for } v \notin D, \\ \lambda_{v \rightarrow \cdot}^{(\ell)} &= \max_{c' \in \mathcal{N}(v)} \lambda_{c' \rightarrow v}^{(\ell)} \leq \mu_{v \rightarrow c}^{(\ell)} + 1, \quad \text{for } v \in D, \\ \Lambda_{v \rightarrow \cdot}^{(\ell)} &= \max_{c' \in \mathcal{N}(v)} \Lambda_{c' \rightarrow v}^{(\ell)} \geq M_{v \rightarrow c}^{(\ell)}, \quad \text{for } v \notin D, \\ \Lambda_{v \rightarrow \cdot}^{(\ell)} &= \max_{c' \in \mathcal{N}(v)} \Lambda_{c' \rightarrow v}^{(\ell)} \geq M_{v \rightarrow c}^{(\ell)} + 1, \quad \text{for } v \in D. \end{aligned}$$

■

The next theorem presents a connection between (partial) failures of the IPA and termatiko sets. In particular, it shows that the IPA fails on any signal in $\mathbb{R}_{\geq 0}^n$ if and only if its support contains a nonempty termatiko set.

Theorem 2. *The IPA fails to recover a nonnegative real signal $\mathbf{x} \in \mathbb{R}_{\geq 0}^n$ if and only if the support of \mathbf{x} contains a nonempty termatiko set.*

Proof: Assume that $\mathbf{x}' \in \{0, 1\}^n$ is a binary signal and T is a nonempty termatiko set such that $T \subset \text{supp}(\mathbf{x}')$. We also consider a binary $\mathbf{x} \in \{0, 1\}^n$ with $\text{supp}(\mathbf{x}) = T$.

Since T is a termatiko set, on each step of $\text{IPA}(A\mathbf{x}, A)$ lower bounds on variable nodes in T will be zeros. Further application of Lemma 2 to \mathbf{x} and \mathbf{x}' shows that lower bounds on variable nodes in T will be zeros also on each step of $\text{IPA}(A\mathbf{x}', A)$ and, therefore, these positions will be incorrectly recovered as zeros. ■

D. Counter-Example to [5, Thm. 2]

In [5, Thm. 2], a condition for full recovery of \mathbf{x} is stated. However, in Fig. 4, we provide a counter-example to this theorem. Note that the Tanner graph of Fig. 4 is (2, 3)-regular (only regular Tanner graphs with variable node degree at least two were considered in [5]) and satisfies the conditions of [5, Thm. 2]. In particular, there are at most $|V_S| - 2 = 2$ nonzero-valued variable nodes which are both in V_S (V_S

is a minimal stopping set contained in V); and there is at least one zero-valued measurement node among the neighbors of V_S . However, it can be readily seen that the IPA will output $\hat{x} = (0, 0, 1, 0, 0, 0)$, i.e., it recovers only one nonzero variable node (v_4 and v_5 are both connected to c_2 and c_4 and thus indistinguishable; hence, the IPA will definitely fail). We believe that the main problematic issue in the proof given in [5] is that variable nodes outside of the minimal stopping set V_S are not considered. Despite the fact that such nodes will be recovered as zeros in the end (because of the specific implementation of the IPA, see Line 20), during iterations they still can “disturb” the values inside of the stopping set.

Finally, we remark that since the statement of [5, Thm. 2] is used in the proof of [5, Thm. 3], the latter should be further verified.

E. Heuristics to Find Small-Size Termatiko Sets

As shown above, stopping sets may contain termatiko sets as proper subsets (and every stopping set is a termatiko set by itself). Thus, one way to locate termatiko sets is to first enumerate all stopping sets of size at most τ (for a given binary measurement matrix and threshold τ) and then look for subsets that are termatiko sets. For a given binary measurement matrix A , small-size stopping sets can be identified using the algorithm from [16], [17].

Next, we present another heuristic approach that targets the subclass of termatiko sets mentioned in Section III-B, namely, the case when all $c \in N$ are connected to both T and S . This symmetry leads to the observation that both T and S are termatiko sets. Therefore, we can try to split a stopping set into two disjoint termatiko sets, T and S . We call stopping sets that allow such a split *splittable*.

Consider a termatiko set $D \subset V$. Our goal is to split the variable nodes from D into two disjoint sets T and S such that $D = T \cup S$ and each $c \in N = \mathcal{N}(D)$ is connected to both T and S . The heuristic greedy algorithm outlined in Algorithm 2 tries to find such a split by painting (green or red) the variable nodes in D . The whole algorithm is based on the following idea.¹ If there is a $c \in N$ such that all its neighbors in D except exactly one have already been painted to the same color, then the remaining node should be painted the color opposite to other neighbors of c . In the algorithm, the color of variable node $v \in D$ is denoted by col_v . It starts with a random node, paints it green (Line 5), and puts it into a working set Q of “freshly-painted” nodes. Further, at each iteration, it takes a random variable node v from Q and constructs the set of variable nodes Opp . A node $u \in D$ is included in Opp if it is not colored and also connected via some c to v and all the neighbors of c in D except u have the same color (Line 15). By our heuristic assumption, we paint all the variable nodes in Opp the color opposite to the color of v (Line 16). Further, all the elements of Opp are added to Q for further processing (Line 17). If at some point Q becomes empty but not all the

variable nodes from D have been painted yet, the algorithm has nothing better to do than just randomly guess a color of some variable node that has not been painted yet (Line 19 to Line 22). Algorithm 2 finishes when Q becomes empty and all the variable nodes from D have been painted. After that, in Line 25 to Line 27, the algorithm verifies the obtained solution for correctness to the stated goal, i.e., whether each $c \in N$ is connected both to T and S . In turn, from this it follows that both T and S are termatiko sets. If so, it returns the pair (T, S) , otherwise it returns FAIL.

We remark that by changing the randomized steps of Algorithm 2 into a branching step, one can get an exhaustive search algorithm that outputs all the splits (T, S) with the stated property (each $c \in N$ is connected to both T and S).

Algorithm 2 Splitting a stopping set $D \subset V$

```

1: function SPLIT( $D \subset V$ )
   Initialization
2:    $N \leftarrow \mathcal{N}(D)$ 
3:   for all  $v \in D$  do  $col_v \leftarrow ?$  end for
4:    $v \xleftarrow{\text{rnd}} D$ 
5:    $col_v \leftarrow \text{GREEN}$ 
6:    $Q \leftarrow \{v\}$ 
   Iterations
7:   while  $Q \neq \emptyset$  do
8:      $v \xleftarrow{\text{rnd}} Q$ 
9:      $Q \leftarrow Q \setminus \{v\}$ 
10:    if  $col_v = \text{GREEN}$  then
11:       $OppCol \leftarrow \text{RED}$ 
12:    else
13:       $OppCol \leftarrow \text{GREEN}$ 
14:    end if
15:     $Opp \leftarrow \{u \in D : col_u = ? \text{ and } \exists c \in \mathcal{N}(u) \cap$ 
 $\mathcal{N}(v) \text{ s.t. } \forall v' \in \mathcal{N}_D(c) \setminus \{u\}, col_{v'} = col_v\}$ 
16:    for all  $u \in Opp$  do  $col_u \leftarrow OppCol$  end for
17:     $Q \leftarrow Q \cup Opp$ 
18:    if  $Q = \emptyset$  and  $\{u \in D : col_u = ?\} \neq \emptyset$  then
19:       $v \xleftarrow{\text{rnd}} \{u \in D : col_u = ?\}$ 
20:       $OppCol \xleftarrow{\text{rnd}} \{\text{GREEN}, \text{RED}\}$ 
21:       $col_v \leftarrow OppCol$ 
22:       $Q \leftarrow \{v\}$ 
23:    end if
24:  end while
   Check if the result is correct
25:  if  $\exists c \in N$  s.t.  $|\{col_v : v \in \mathcal{N}_D(c)\}| = 1$  then
26:    return FAIL
27:  end if
   Result
28:   $T \leftarrow$  variable nodes painted GREEN
29:   $S \leftarrow$  variable nodes painted RED
30:  return  $(T, S)$ 
31: end function

```

¹In some sense, this algorithm is similar to iterative decoding of LDPC codes over the binary erasure channel (BEC), where the algorithm looks for check nodes that have all-but-one neighboring variable node known, thus making the recovery of such a variable node trivial.

IV. COLUMN-REGULAR MEASUREMENT MATRICES

In this section, we present some results for column-regular measurement matrices, i.e., those having the same amount of

nonzero entries in each column. The first result is a lower bound on the termatiko distance h_{\min} .

Theorem 3. *The termatiko distance of a column a -regular measurement matrix with no cycles of length 4 is at least a .*

Proof: Assume to the contrary that we have a termatiko set $T = \{v_1, v_2, \dots, v_t\}$ of size $t \leq a - 1$. Define N and S as in Theorem 1.

First assume that $S \neq \emptyset$. Take any $u \in S$. Also split N into t non-intersecting subsets N_1, \dots, N_t such that $N = N_1 \cup N_2 \cup \dots \cup N_t$, where

$$\begin{aligned} N_1 &= \mathcal{N}(v_1), \\ N_2 &= \mathcal{N}(v_2) \setminus N_1, \\ N_3 &= \mathcal{N}(v_3) \setminus N_2, \\ &\dots \\ N_t &= \mathcal{N}(v_t) \setminus N_{t-1}. \end{aligned}$$

As the measurement matrix has no cycles of length 4, no variable nodes can share more than one measurement node. In particular, u cannot share more than one measurement node with any of v_1, v_2, \dots, v_t . Therefore, u is connected not more than once to each of the sets N_1, N_2, \dots, N_t , and thus $|\mathcal{N}(u)| \leq t \leq a - 1$, which contradicts the fact that the degree of each variable node is a , and it follows that $S = \emptyset$.

Since $S = \emptyset$, each measurement node in N should be connected to T at least twice. Furthermore, since the degree of each variable node is a , we have $|N| \leq \frac{at}{2}$. On the other hand, by definition, $|\mathcal{N}(v_j)| = a$ and $\mathcal{N}(v_j)$ shares not more than one element with each of $\mathcal{N}(v_{j-1}), \mathcal{N}(v_{j-2}), \dots, \mathcal{N}(v_1)$. Therefore,

$$|N_j| = |\mathcal{N}(v_j) \setminus \mathcal{N}(v_{j-1}) \setminus \mathcal{N}(v_{j-2}) \setminus \dots \setminus \mathcal{N}(v_1)| \geq a - j + 1,$$

and we get

$$|N| = \left| \bigcup_{j=1}^t N_j \right| \geq at - \frac{t(t-1)}{2}.$$

It follows that

$$at - \frac{t(t-1)}{2} \leq |N| \leq \frac{at}{2},$$

from which we get that $t \geq a + 1$, which is a contradiction since we have assumed that $t \leq a - 1$. \blacksquare

As each stopping set is a termatiko set and each codeword support is a stopping set, we have that $h_{\min} \leq s_{\min} \leq d_{\min}$. Hence, the following result can be seen a corollary of Theorem 3.

Corollary 1. *For a column a -regular parity-check matrix, $d_{\min} \geq s_{\min} \geq a$.*

A. Measurement Matrices From Array Low-Density Parity-Check Codes

A particular case of column a -regular measurement matrices are the parity-check matrices of array LDPC codes [14]. For a prime $q > 2$ and an integer $a < q$ the array LDPC code

$\mathcal{C}(q, a)$ has length q^2 and can be defined by the parity-check matrix

$$H(q, a) = \begin{pmatrix} I & I & I & \dots & I \\ I & P & P^2 & \dots & P^{q-1} \\ I & P^2 & P^4 & \dots & P^{2(q-1)} \\ \vdots & \vdots & \vdots & \ddots & \vdots \\ I & P^{a-1} & P^{2(a-1)} & \dots & P^{(a-1)(q-1)} \end{pmatrix},$$

where I is the $q \times q$ identity matrix and P is a $q \times q$ permutation matrix defined by

$$P = \begin{pmatrix} 0 & 0 & \dots & 0 & 1 \\ 1 & 0 & \dots & 0 & 0 \\ \vdots & \vdots & \ddots & \vdots & \vdots \\ 0 & 0 & \dots & 1 & 0 \end{pmatrix}.$$

It is easy to see that $\mathcal{C}(q, a)$ is an (a, q) -regular code of dimension $q^2 - qa + a - 1$, and its minimum distance will be denoted by $d(q, a)$.

In [18], a new representation of $H(q, a)$ was introduced. In particular, since each column of the parity-check matrix $H(q, a)$ has a blocks and each block is a permutation of $(1, 0, 0, \dots, 0)^T$, where $(\cdot)^T$ denotes the transpose, we can represent each column as a length- a column vector of elements from \mathbb{F}_q , the field of integers modulo q . More precisely, $i \in \mathbb{F}_q$ is bijectively mapped to a vector

$$\left(\overbrace{0, \dots, 0}^i, 1, \overbrace{0, \dots, 0}^{q-i-1} \right)^T,$$

and any column in $H(q, a)$ is of the form

$$(i, i + j, i + 2j, \dots, i + (a - 1)j)^T \pmod{q} \quad (1)$$

for some $i, j \in \mathbb{F}_q$. Note that in (1) the field elements i and j are considered as integers and the operations (addition and multiplication) are standard integer operations, while $(\text{mod } q)$ denotes integer reduction modulo q . In the following, with some abuse of notation, a field element from \mathbb{F}_q and its integer representation are used interchangeably. Furthermore, addition, subtraction, and multiplication might be either standard integer addition, integer subtraction, and integer multiplication, or denote field operations. However, this will become clear from the context. Also, note that since there are q^2 distinct columns in $H(q, a)$, any pair $(i, j) \in \mathbb{F}_q^2$ specifies a valid column. Therefore, the columns of $H(q, a)$ (or variable nodes V) can be identified with pairs $(i, j) \in \mathbb{F}_q^2$.

Further, as rows of the matrix can be split into a blocks of q rows each, it is convenient to identify rows of $H(q, a)$ (or measurement nodes C) with pairs in $\mathbb{Z}_a \times \mathbb{F}_q$, so that the j -th row ($1 \leq j \leq aq$) is identified (or indexed) by²

$$\langle \lfloor (j-1)/q \rfloor, (j-1) \pmod{q} \rangle.$$

In other words, row 1 is indexed by $\langle 0, 0 \rangle$, row 2 by $\langle 0, 1 \rangle$, up to row q which is indexed by $\langle 0, q-1 \rangle$, row $q+1$ by $\langle 1, 0 \rangle$, and so on. With this notation, variable node $(i, j) \in V = \mathbb{F}_q^2$

² \mathbb{Z}_a denotes the ring of integers modulo a , and we use angular brackets for measurement nodes to clearly differentiate between C and V .

is connected to measurement nodes $\{\langle 0, i \rangle, \langle 1, i + j \rangle, \langle 2, i + 2j \rangle, \dots, \langle q - 1, i + (q - 1)j \rangle\} = \{\langle s, i + sj \rangle \mid s \in \mathbb{Z}_a\}$.

For $s \in \mathbb{Z}_a$, we call the q consecutive rows (or, equivalently, measurement nodes) indexed by $\{\langle s, 0 \rangle, \langle s, 1 \rangle, \dots, \langle s, q - 1 \rangle\}$ the s -th strip. We will extensively use the fact that every variable node has exactly one neighboring measurement node in each of the strips.

Define the permutations $\varphi : \mathbb{F}_q^2 \mapsto \mathbb{F}_q^2$ and $\psi : \mathbb{Z}_a \times \mathbb{F}_q \mapsto \mathbb{Z}_a \times \mathbb{F}_q$, with parameters $\alpha \in \mathbb{F}_q \setminus \{0\}$, $\beta_1, \beta_2 \in \mathbb{F}_q$, by³

$$\begin{aligned} \varphi(i, j) &= (\alpha i + \beta_1, \alpha j + \beta_2), \\ \psi(s, t) &= \langle s, \alpha t + (\beta_1 + s\beta_2) \rangle. \end{aligned}$$

It is well-known (cf. [18, Lemma 2]) that $\mathcal{C}(q, a)$ is invariant under the doubly transitive group of ‘‘affine’’ permutations defined above. In other words, such a pair of transformations is an automorphism on the Tanner graph of an array LDPC code, i.e., $\langle s, t \rangle \in \mathcal{N}(\langle i, j \rangle)$ if and only if $\psi(s, t) \in \mathcal{N}(\varphi(i, j))$ for all choices of α, β_1, β_2 . In particular, $T = \{v_1, v_2, \dots, v_{|T|}\}$ is a termatiko set if and only if $\{\varphi(v_1), \varphi(v_2), \dots, \varphi(v_{|T|})\}$ is a termatiko set. The number of choices for α, β_1, β_2 is $q^2(q - 1)$ and this is the number of different automorphisms of this particular type, one of them being the identity (when $\alpha = 1, \beta_1 = \beta_2 = 0$). Furthermore, it is also well-known that there are no cycles of length 4 in Tanner graph corresponding to the parity-check matrix of an array LDPC code [14].

In the following, the *support matrix* of a subset of variable nodes, $U \subset V$, will be the submatrix of $H(q, a)$ consisting of the columns indexed by U . Furthermore, the *support matrix of a codeword* is the support matrix of the support of the codeword. We will mostly write the support matrix in a compact form using the representation in (1), i.e., as an $a \times |U|$ matrix over \mathbb{F}_q . For example, the support matrix of some subset $\{(i_1, j_1), (i_2, j_2), (i_3, j_3)\} \subset V$ of three variable nodes is written as⁴

$$\begin{bmatrix} i_1 & i_2 & i_3 \\ i_1 + j_1 & i_2 + j_2 & i_3 + j_3 \\ i_1 + 2j_1 & i_2 + 2j_2 & i_3 + 2j_3 \\ \dots & \dots & \dots \\ i_1 + (a - 1)j_1 & i_2 + (a - 1)j_2 & i_3 + (a - 1)j_3 \end{bmatrix}.$$

B. Termatiko Distance Multiplicity of $H(q, 3)$

Consider the array LDPC code $\mathcal{C}(q, 3)$. It is $(3, q)$ -regular and each column of its parity-check matrix $H(q, 3)$ can be represented by the vector $(i, i + j, i + 2j)^T \in \mathbb{F}_q^3$, from which it follows that if $v \in V$ is connected to $c_1 = \langle 0, s_1 \rangle, c_2 = \langle 1, s_2 \rangle$, and $c_3 = \langle 2, s_3 \rangle$, then $2s_2 = s_1 + s_3$ (i.e., s_1, s_2, s_3 form an arithmetic progression).

Theorem 4. *There are $q^2(q - 1)(q - 2)/3$ termatiko sets of minimum size 3 in $H(q, 3)$ for any $q \geq 5$ and their support matrices have (up to automorphisms) one of the forms*

$$\begin{bmatrix} 0 & 2 & -2 - 2j \\ 0 & 2 + j & 1 \\ 0 & 2 + 2j & 4 + 2j \end{bmatrix} \text{ or } \begin{bmatrix} 0 & 2 & 4 + 2j \\ 0 & 2 + j & 1 + j \\ 0 & 2 + 2j & -2 \end{bmatrix},$$

³ $\varphi(i, j)$ and $\psi(s, t)$ are shorthand notations for $\varphi(\langle i, j \rangle)$ and $\psi(\langle s, t \rangle)$, respectively.

⁴Recall that we equate V with \mathbb{F}_q^2 .

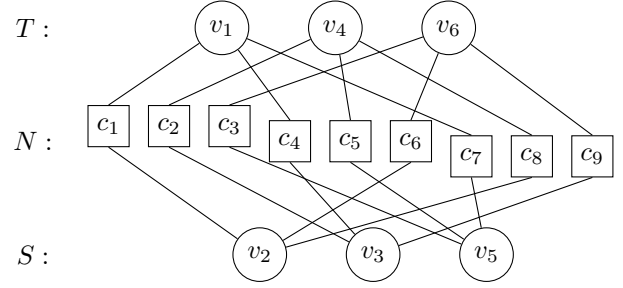


Fig. 5. Termatiko set of size 3 in $H(q, 3)$. Measurement nodes c_1, c_2, \dots, c_9 are grouped according to being in the first, second, and third strip in $H(q, 3)$.

for any $j \in \mathbb{F}_q \setminus \{q - 1, q - 2\}$.

Proof: See the appendix. \blacksquare

We remark that this formula is similar to the formula for the number of weight-6 codewords in $\mathcal{C}(q, 3)$ provided in [19, Thm. 2]. In fact, the number of termatiko sets of size 3 is twice the number of codewords of weight 6. Fig. 5 provides an illustration of a termatiko set of size 3 in $H(q, 3)$.

C. Upper Bound on the Termatiko Distance of $H(q, a)$

For $H(q, a)$ it follows from Theorem 3 that the termatiko distance $h_{\min} \geq a$, and from Theorem 4 it follows that the bound is indeed tight for $a = 3$. In this subsection, we derive upper bounds on the termatiko distance when $4 \leq a \leq 7$. The approach is inspired by the following observation.

It was shown in [20] that $d(q, 3) = 6$, and in [18] the authors derived the explicit support matrix

$$\begin{bmatrix} \mathbf{0} & 0 & 2i - 2j & \mathbf{2i - 2j} & -2i & -\mathbf{2i} \\ \mathbf{0} & -2i + j & 0 & -i & -i & -\mathbf{2i + j} \\ \mathbf{0} & -4i + 2j & -2i + 2j & -\mathbf{4i + 2j} & 0 & -\mathbf{2i + 2j} \end{bmatrix}$$

(up to equivalence under the aforementioned automorphisms) for codewords of weight 6, where $i \in \mathbb{F}_q \setminus \{0\}$ and $j \in \mathbb{F}_q$ with $j \neq i, 2i$. It is worth noting that the columns 1, 4, and 6 (marked in bold) of the support matrix above form a termatiko set. The same is true for the columns 2, 3, and 5. Hence, the support of each minimum-weight codeword in $H(q, 3)$ can be split into two size-3 termatiko sets.

Deriving upper bounds on the minimum distance of array LDPC codes has attracted some attention, and tight bounds have been derived for $4 \leq a \leq 7$ in [21], [22]. In these works, explicit support matrices of codewords have been tabulated. A further exploration of these support matrices shows that a half-and-half split into two termatiko sets is possible; the connected measurement nodes are connected to both termatiko sets. We can now successfully apply Algorithm 2 to some known cases.

1) $H(q, 3)$: Applying Algorithm 2 to the aforementioned support matrix we obtain the (correct) split

$$\left[\begin{array}{ccc|ccc} 0 & 2i - 2j & -2i & 0 & 2i - 2j & -2i \\ 0 & -i & j - 2i & j - 2i & 0 & -i \\ 0 & 2j - 4i & 2j - 2i & 2j - 4i & 2j - 2i & 0 \end{array} \right], \quad (2)$$

where the vertical line indicates the actual split. Note that the columns are reordered so that both the first three and the last three form termatiko sets.

If we set $i = -1$, then we get the first general form from Theorem 4 (with columns reordered) in the left part of (2). To

$$\left[\begin{array}{cccc|cccc} 0 & -6 & -24 & -12 & -30 & 0 & -12 & -24 & -6 & -30 \\ 0 & 3 & -13 & -4 & -12 & 3 & 0 & -12 & -4 & -13 \\ 0 & 12 & -2 & 4 & 6 & 6 & 12 & 0 & -2 & 4 \\ 0 & 21 & 9 & 12 & 24 & 9 & 24 & 12 & 0 & 21 \end{array} \right]$$

Fig. 6. Codeword support matrix of a weight-10 codeword of $H(q, 4)$ for $q \geq 11$. The vertical line illustrates how to split the codeword support into two distinct termatiko sets each of half the size.

get the second termatiko set in (2), we also set $i = -1$ but then also apply an automorphism with $\alpha = 1, \beta_1 = 0, \beta_2 = -2 - j$, and substitute $j \mapsto -3 - j$. The resulting support matrix is of the second general form from Theorem 4 (with columns reordered).

2) $H(q, 4)$: In [21, Fig. 3], the authors presented the support matrix of a weight-10 codeword for $H(q, 4)$ for $q > 7$. Since $\alpha = 12$ is co-prime with any prime $q > 4$, each matrix entry in the matrix from [21] can be multiplied by $\alpha = 12$, which is equivalent to applying a doubly transitive automorphism. The resulting matrix becomes

$$\left[\begin{array}{cccc|cccc} 0 & 0 & -12 & -24 & -6 & -6 & -24 & -12 & -30 & -30 \\ 0 & 3 & 0 & -12 & -4 & 3 & -13 & -4 & -13 & -12 \\ 0 & 6 & 12 & 0 & -2 & 12 & -2 & 4 & 4 & 6 \\ 0 & 9 & 24 & 12 & 0 & 21 & 9 & 12 & 21 & 24 \end{array} \right].$$

Applying Algorithm 2 gives the split indicated in Fig. 6 where the columns have been re-ordered. For $q = 11$, we exhaustively checked all the 4-subsets of \mathbb{F}_q^2 and did not find any termatiko sets among them, therefore $h(11, 4) = 5$. For the special cases $H(5, 4)$ and $H(7, 4)$, weight-8 codeword support matrices were presented in [18, Thm. 7 and 8]. These can be split, and the results of the splits are shown in Figs. 7 and 8.

3) $H(q, 5)$: In [21, Fig. 4], an explicit support matrix of weight-12 codewords from $H(q, 5)$ is presented for $q \neq 11$.⁵ Multiplying each entry of the matrix by $\alpha = 6$, which is co-prime with $q > 5$, and applying Algorithm 2 to the resulting matrix results in a half-and-half split (see Fig. 9). For $q = 7$, we verified exhaustively that the bound is tight, i.e., $h(7, 5) = 6$. Furthermore, for $q = 11$, there exists a weight-10 codeword and the result of its split is shown in Fig. 10.

4) $H(q, 6)$: In [22, Eq. (13)], the authors presented a support matrix of codewords of weight 20 for $H(q, 6)$. We multiply its entries by $\alpha = 2$ and apply Algorithm 2 to the resulting matrix. The algorithm succeeds to create a half-and-half split and the result is presented in Fig. 11. The authors proved in [22] that there are no repetitive columns in the matrix for $q > 11$. For the special cases $H(7, 6)$ and $H(11, 6)$, they provided particular support matrices which we also are able to split half-and-half with our algorithm (see Figs. 12 and 13).

5) $H(q, 7)$: Again, in [22, Eq. (17)], the authors presented a support matrix for codewords of weight 24 for $H(q, 7)$. We multiply its entries by $\alpha = 4$ and successfully split it using Algorithm 2 (see Fig. 14).

6) $H(q, a > 7)$: From the previous subsections it appears that the termatiko distance is half the minimum distance for array LDPC codes. However, proving this in general might be difficult as not all codewords can be split half-and-half. For instance, for $q = 7$ and $a = 4$ we have found a (minimal) codeword of weight 20 that cannot (by exhaustive search)

⁵It seems the authors did not verify that the columns of the support matrix are different. However, for $q = 11$, two columns are identical. Therefore, we treat $H(11, 5)$ as a special case.

$$\left[\begin{array}{cccc|cccc} 0 & 3k+3z & 2k+4z & 2z & 0 & 3k+3z & 2k+4z & 2z \\ 0 & 3z & k+4z & k+2z & k+4z & 0 & k+2z & 3z \\ 0 & 2k+3z & 4z & 2k+2z & 2k+3z & 2k+2z & 0 & 4z \\ 0 & 4k+3z & 4k+4z & 3k+2z & 3k+2z & 4k+4z & 4k+3z & 0 \end{array} \right]$$

Fig. 7. Codeword support matrix of a weight-8 codeword of $H(5, 4)$ for $z \in \mathbb{F}_5 \setminus \{0\}$ and $k \in \{0, 2z\}$. The vertical line illustrates how to split the codeword support into two distinct termatiko sets each of half the size.

$$\left[\begin{array}{cccc|cccc} 0 & 2k+5z & 2k+z & 4z & 0 & 2k+5z & 2k+z & 4z \\ 0 & k+2z & 5z & k+4z & k+2z & 0 & k+4z & 5z \\ 0 & 6z & 5k+2z & 2k+4z & 2k+4z & 5k+2z & 0 & 6z \\ 0 & 6k+3z & 3k+6z & 3k+4z & 3k+6z & 3k+4z & 6k+3z & 0 \end{array} \right]$$

Fig. 8. Codeword support matrix of a weight-8 codeword of $H(7, 4)$ for $z \in \mathbb{F}_7 \setminus \{0\}$ and $k \in \{0, 2z, 4z, 6z\}$. The vertical line illustrates how to split the codeword support into two distinct termatiko sets each of half the size.

be split into two termatiko sets each of size 10. The support matrix of the codeword is

$$\left[\begin{array}{cccc|cccc} 2 & 3 & 4 & 1 & 2 & 3 & 5 & 6 & 0 & 1 & 2 & 5 & 6 & 5 & 4 & 5 & 5 & 0 & 2 & 5 \\ 2 & 3 & 4 & 2 & 3 & 4 & 6 & 0 & 2 & 3 & 4 & 0 & 1 & 1 & 1 & 2 & 3 & 6 & 1 & 4 \\ 2 & 3 & 4 & 3 & 4 & 5 & 0 & 1 & 4 & 5 & 6 & 2 & 3 & 4 & 5 & 6 & 1 & 5 & 0 & 3 \\ 2 & 3 & 4 & 4 & 5 & 6 & 1 & 2 & 6 & 0 & 1 & 4 & 5 & 0 & 2 & 3 & 6 & 4 & 6 & 2 \end{array} \right].$$

We gather the results for the termatiko distances of array LDPC codes in Table I. We additionally put results for measurement matrices $H(5, 5)$ and $H(7, 7)$, although usually $a < q$ is required for array LDPC codes.⁶ The exact termatiko distances for these two cases were obtained by splitting small-size stopping sets using Algorithm 2. This procedure gave termatiko sets of size 5 and 7, respectively, and from Theorem 3 it follows that these values give the exact termatiko distance in these two cases. Alternatively, for $a = 5$, one can remove the 5-th and the last column from the matrix in Fig. 9 (they are identical for $q = 5$) and get a valid codeword support matrix of a weight-10 codeword that also is splittable in two termatiko sets of size 5.

TABLE I
TERMATIKO DISTANCES OF ARRAY LDPC CODE MATRICES $H(q, a)$.

	$a = 3$	$a = 4$	$a = 5$	$a = 6$	$a = 7$
$q = 5$	3	4	5	–	–
$q = 7$	3	4	6	6	7
$q = 11$	3	5	5	6..8	7..12
$q \geq 13$	3	4 or 5	5 or 6	6..10	7..12

V. ADDING REDUNDANT ROWS

It is well-known that for iterative (peeling) decoding over the BEC one can add redundant rows to the parity-check matrix in order to decrease the number of stopping sets [23]. This is also the case for relaxed linear programming decoding of binary linear codes on any symmetric channel [24]. In this section, we aim to improve the recovery performance of the IPA by adding redundant rows to the measurement matrix, inspired by the success on the BEC. However, there is one fundamental difference in the sense that the real linear combinations that are added to the measurement matrix should contain nonnegative entries only. Furthermore, we would like

⁶Having $a = q$ gives array LDPC codes of strictly positive rate since $H(q, a)$ has redundant rows.

$$\begin{bmatrix} 0 & -4 & -18 & -22 & -6 & -16 & | & 0 & -6 & -22 & -18 & -4 & -16 \\ 0 & 1 & -8 & -12 & -3 & -11 & | & 1 & 0 & -11 & -12 & -3 & -8 \\ 0 & 6 & 2 & -2 & 0 & -6 & | & 2 & 6 & 0 & -6 & -2 & 0 \\ 0 & 11 & 12 & 8 & 3 & -1 & | & 3 & 12 & 11 & 0 & -1 & 8 \\ 0 & 16 & 22 & 18 & 6 & 4 & | & 4 & 18 & 22 & 6 & 0 & 16 \end{bmatrix}$$

Fig. 9. Codeword support matrix of a weight-12 codeword of $H(q, 5)$. The vertical line illustrates how to split the codeword support into two distinct termatiko sets each of half the size.

$$\begin{bmatrix} 0 & 5 & 4 & 7 & 6 & | & 7 & 4 & 0 & 5 & 6 \\ 1 & 0 & 10 & 8 & 3 & | & 1 & 3 & 10 & 8 & 0 \\ 2 & 6 & 5 & 9 & 0 & | & 6 & 2 & 9 & 0 & 5 \\ 3 & 1 & 0 & 10 & 8 & | & 0 & 1 & 8 & 3 & 10 \\ 4 & 7 & 6 & 0 & 5 & | & 5 & 0 & 7 & 6 & 4 \end{bmatrix}$$

Fig. 10. Codeword support matrix of a weight-10 codeword of $H(11, 5)$. The vertical line illustrates how to split the codeword support into two distinct termatiko sets each of half the size.

to stress that redundant rows that we add to the measurement matrix are not used to provide new measurements, but rather used in the recovery process, which means that also measurements need to be linearly combined at the receiver. Thus, this procedure does not decrease the compression rate of the scheme, but rather potentially improve the recovery performance.

The following lemma shows that adding redundant rows to the measurement matrix does not harm the IPA reconstruction performance, namely, that it does not create new termatiko sets.

Lemma 3. *Adding redundant measurements does not create new termatiko sets.*

Proof: Let the original measurement matrix be denoted by A . Its extended version with nonnegative redundant rows is denoted by A' . The matrix A' is constructed such that the first rows of A' are exactly the rows of A and the remaining rows are real-valued linear combinations of the rows of A with nonnegative entries.⁷ Denote also by V' , C' , E' , \mathcal{N}' , and \mathcal{N}'_T the entities corresponding to A' , similarly to Section II-B. Consider some signal vector \mathbf{x} and two problems, IPA(\mathbf{y}, A) and IPA(\mathbf{y}', A'), where $\mathbf{y} = A\mathbf{x}$ and $\mathbf{y}' = A'\mathbf{x}$.

The set of variable nodes is the same, i.e., $V = V'$, but the set of measurement nodes is now a superset of the original set, i.e., $C \subset C'$. The same is true for the set of edges, $E \subset E'$. Also, it holds for all $v \in V$ that $\mathcal{N}'(v) = \mathcal{N}'_C(v) \cup \mathcal{N}'_{C' \setminus C}(v) = \mathcal{N}(v) \cup \mathcal{N}'_{C' \setminus C}(v)$ and $\mathcal{N}'(c) = \mathcal{N}(c)$ for all $c \in C$. This in turn means that $y_c = y'_c$ for $c \in C$.

Let μ' and M' (with corresponding indices) be bounds in the iterations of IPA(\mathbf{y}', A'). Then to prove the statement of the lemma, it is enough to show that for all iterations $\ell \geq 0$, $\mu'_{v \rightarrow}^{(\ell)} \geq \mu_{v \rightarrow}^{(\ell)}$ and $M'_{v \rightarrow}^{(\ell)} \leq M_{v \rightarrow}^{(\ell)}$. In other words, we show that the intervals $[\mu', M']$ are at least as tight as $[\mu, M]$. We show this by induction on ℓ (the number of iterations).

Base Case.

$$\mu'_{v \rightarrow}^{(0)} = 0 = \mu_{v \rightarrow}^{(0)} \text{ and}$$

$$\begin{aligned} M'_{v \rightarrow}^{(0)} &= \min_{c \in \mathcal{N}'(v)} (y'_c / a'_{cv}) \leq \min_{c \in \mathcal{N}(v)} (y_c / a_{cv}) \\ &= \min_{c \in \mathcal{N}(v)} (y_c / a_{cv}) = M_{v \rightarrow}^{(0)}. \end{aligned}$$

⁷Nonnegativity of matrix entries is important for the correctness of the IPA.

Inductive Step.

Consider iteration $\ell \geq 1$. At each step ℓ of the IPA and for all $c \in C$ and $v \in \mathcal{N}'(c) = \mathcal{N}(c)$, we have

$$\begin{aligned} \mu'_{c \rightarrow v}^{(\ell)} &= \frac{1}{a'_{cv}} \left(y'_c - \sum_{v' \in \mathcal{N}'(c), v' \neq v} a'_{cv'} M'_{v' \rightarrow}^{(\ell-1)} \right) \\ &= \frac{1}{a_{cv}} \left(y_c - \sum_{v' \in \mathcal{N}(c), v' \neq v} a_{cv'} M'_{v' \rightarrow}^{(\ell-1)} \right) \\ &\geq \frac{1}{a_{cv}} \left(y_c - \sum_{v' \in \mathcal{N}(c), v' \neq v} a_{cv'} M_{v' \rightarrow}^{(\ell-1)} \right) = \mu_{c \rightarrow v}^{(\ell)}. \end{aligned}$$

In the same manner, we get that for all $c \in C$, $M'_{c \rightarrow v}^{(\ell)} \leq M_{c \rightarrow v}^{(\ell)}$. We further apply these inequalities to Lines 16 and 17 of Algorithm 1 and, recalling properties of the operators $\min(\cdot)$ and $\max(\cdot)$, we obtain the desired result. ■

From Lemma 3 it follows that adding redundant rows to the measurement matrix cannot harm the IPA. The following example shows that adding such rows can indeed improve the performance of the IPA by removing termatiko sets.

Example 1. *Consider the binary measurement matrix*

$$A = \begin{matrix} & v_1 & v_2 & v_3 & v_4 & v_5 \\ \begin{matrix} c_1 \\ c_2 \\ c_3 \\ c_4 \\ c_5 \end{matrix} & \begin{pmatrix} 1 & 0 & 0 & 1 & 0 \\ 1 & 0 & 1 & 1 & 0 \\ 1 & 0 & 0 & 0 & 1 \\ 0 & 1 & 1 & 0 & 0 \\ 0 & 1 & 1 & 0 & 1 \end{pmatrix} \end{matrix}.$$

The corresponding Tanner graph is shown in Fig. 15a. Note that the set $\{v_1, v_2\}$ is a termatiko set for this matrix. However, if we add a redundant row c_* equal to the difference of rows c_2 and c_1 , $\{v_1, v_2\}$ is not a termatiko set for the extended matrix⁸

$$A' = \begin{matrix} & v_1 & v_2 & v_3 & v_4 & v_5 \\ \begin{matrix} c_1 \\ c_2 \\ c_3 \\ c_4 \\ c_5 \\ c_* \end{matrix} & \begin{pmatrix} 1 & 0 & 0 & 1 & 0 \\ 1 & 0 & 1 & 1 & 0 \\ 1 & 0 & 0 & 0 & 1 \\ 0 & 1 & 1 & 0 & 0 \\ 0 & 1 & 1 & 0 & 1 \\ 0 & 0 & 1 & 0 & 0 \end{pmatrix} \end{matrix},$$

since c_4 violates conditions in Theorem 1 with the updated matrix as explained below.

- c_4 is not connected to S' , and
- $\mathcal{N}_T(c_4) = \{v_2\}$, $\mathcal{N}(v_2) = \{c_4, c_5\}$, and each of c_4, c_5 is connected to T only once – therefore

$$\left| \{v \in \mathcal{N}_T(c_4) : \forall c' \in \mathcal{N}(v), |\mathcal{N}_T(c')| \geq 2\} \right| = 0.$$

Fig. 15b illustrates the differences.

Now, the question is which redundant rows to add in order to remove the largest number of harmful small-size termatiko sets. We propose the following heuristic approach. First, fix some list of small-size termatiko sets for the original measurement matrix A and generate a pool of redundant rows

⁸Recall that operations are performed over \mathbb{R} .

$$\left[\begin{array}{cccccccc|cccccccc} 0 & -22 & -2 & -20 & 10 & -8 & 12 & -10 & -32 & 22 & -10 & -2 & 10 & -32 & 22 & -20 & 0 & -8 & -22 & 12 \\ 0 & -16 & 8 & -8 & 9 & -7 & 17 & 1 & -15 & 16 & -8 & 0 & 16 & -16 & 17 & -15 & 9 & 1 & -7 & 8 \\ 0 & -10 & 18 & 4 & 8 & -6 & 22 & 12 & 2 & 10 & -6 & 2 & 22 & 0 & 12 & -10 & 18 & 10 & 8 & 4 \\ 0 & -4 & 28 & 16 & 7 & -5 & 27 & 23 & 19 & 4 & -4 & 4 & 28 & 16 & 7 & -5 & 27 & 19 & 23 & 0 \\ 0 & 2 & 38 & 28 & 6 & -4 & 32 & 34 & 36 & -2 & -2 & 6 & 34 & 32 & 2 & 0 & 36 & 28 & 38 & -4 \\ 0 & 8 & 48 & 40 & 5 & -3 & 37 & 45 & 53 & -8 & 0 & 8 & 40 & 48 & -3 & 5 & 45 & 37 & 53 & -8 \end{array} \right]$$

Fig. 11. Codeword support matrix of a weight-20 codeword of $H(q, 6)$. The vertical line illustrates how to split the codeword support into two distinct termatiko sets each of half the size.

TABLE II

ESTIMATED TERMATIKO SET SIZE SPECTRA (INITIAL PART) OF MEASUREMENT MATRICES FROM SECTION VI, WHERE \hat{h}_{\min} DENOTES THE ESTIMATED TERMATIKO DISTANCE. \mathfrak{T}_1 CORRESPONDS TO TERMATIKO SETS WITH ALL MEASUREMENT NODES IN N CONNECTED TO BOTH T AND S , AND \mathfrak{T}_2 CORRESPONDS TO ALL THE REMAINING TERMATIKO SETS. ALSO SHOWN ARE THE EXACT STOPPING DISTANCES AND STOPPING SET SIZE SPECTRA (INITIAL PART). ENTRIES IN BOLD ARE EXACT VALUES. FOR $A^{(1)}$, THE HEURISTIC APPROACH GIVES A MULTIPLICITY OF 5875518 FOR SIZE 5, WHILE THE EXACT NUMBER IS 6318378 (AN UNDERESTIMATION OF ABOUT 7.5%).

Measurement matrix	\hat{h}_{\min}	Initial estimated termatiko set size spectrum	s_{\min}	Initial stopping set size spectrum
$A^{(1)}$	3	\mathfrak{T}_1 : (3630, 93775, 6318378 , 48548225, 71709440, 36514170, 7969060, 856801, 41745) \mathfrak{T}_2 : (0, 0, 0, 410190, 18610405, 71153445, 86844725, 58849681, 28430160)	6	(1815, 605, 45375, 131890, 3550382, 28471905)
$A^{(2)}$	9	\mathfrak{T}_1 : (465, 3906, 12555, 8835, 0, 0, ...) \mathfrak{T}_2 : (0, 0, 0, 1860, 5115, 10695, 2325, 5580, 2325, 6045, 10850, 22103, 39990, 106175)	18	(465, 2015, 9548, 23715, 106175)
$A^{(3)}$	8	\mathfrak{T}_1 : (228, 0, 0, ...) \mathfrak{T}_2 : (0, 76, 0, 76, 684, 532, 152, 532, 1520)	9	(76, 0, 0, 0, 76, 76, 304, 1520)
$A^{(4)}$	8	\mathfrak{T}_1 : (184, 598, 1242, 391, 0, 0) \mathfrak{T}_2 : (0, 0, 0, 69, 23, 0, 23, 46, 161, 391, 1012, 2300, 5796)	15	(46, 161, 391, 897, 2093, 5796)
$A^{(5)}$	7	\mathfrak{T}_1 : (106, 0, 0, 53, 901, 3233, 954, 53, 0, 0, ...) \mathfrak{T}_2 : (0, 0, 0, 0, 0, 0, 106, 265, 106, 636, 689, 477, 583, 371, 1325, 2915, 5830, 9964)	14	(53, 0, 0, 0, 0, 53, 106, 583, 1484, 3922, 9964)

$$\left[\begin{array}{cccc|cccc} 0 & 3 & 6 & 2 & 5 & 4 & 2 & 6 & 5 & 4 & 0 & 3 \\ 0 & 6 & 5 & 4 & 3 & 1 & 3 & 0 & 6 & 5 & 1 & 4 \\ 0 & 2 & 4 & 6 & 1 & 5 & 4 & 1 & 0 & 6 & 2 & 5 \\ 0 & 5 & 3 & 1 & 6 & 2 & 5 & 2 & 1 & 0 & 3 & 6 \\ 0 & 1 & 2 & 3 & 4 & 6 & 6 & 3 & 2 & 1 & 4 & 0 \\ 0 & 4 & 1 & 5 & 2 & 3 & 0 & 4 & 3 & 2 & 5 & 1 \end{array} \right]$$

Fig. 12. Codeword support matrix of a weight-12 codeword of $H(7, 6)$. The vertical line illustrates how to split the codeword support into two distinct termatiko sets each of half the size.

$$\left[\begin{array}{cccc|cccc} 0 & 10 & 1 & 5 & 7 & 6 & 6 & 0 & 6 & 10 & 5 & 1 & 0 & 7 & 0 & 6 \\ 0 & 4 & 7 & 10 & 2 & 6 & 9 & 8 & 7 & 0 & 8 & 9 & 10 & 6 & 2 & 4 \\ 0 & 9 & 2 & 4 & 8 & 6 & 1 & 5 & 8 & 1 & 0 & 6 & 9 & 5 & 4 & 2 \\ 0 & 3 & 8 & 9 & 3 & 6 & 4 & 2 & 9 & 2 & 3 & 3 & 8 & 4 & 6 & 0 \\ 0 & 8 & 3 & 3 & 9 & 6 & 7 & 10 & 10 & 3 & 6 & 0 & 7 & 3 & 8 & 9 \\ 0 & 2 & 9 & 8 & 4 & 6 & 10 & 7 & 0 & 4 & 9 & 8 & 6 & 2 & 10 & 7 \end{array} \right]$$

Fig. 13. Codeword support matrix of a weight-16 codeword of $H(11, 6)$. The vertical line illustrates how to split the codeword support into two distinct termatiko sets each of half the size.

which (hopefully) help to remove at least one termatiko set from the list as follows.

Consider a termatiko set T from the list and its corresponding set S . A redundant row $\mathbf{r} = (r_1, r_2, \dots, r_n)$ for the measurement matrix A can be defined uniquely by the coefficients $\alpha_1, \alpha_2, \dots, \alpha_m \in \mathbb{R}$ by the linear combinations $r_v = \sum_{c \in C} a_{cv} \alpha_c$. However, since in real calculations floating-point numbers are effectively rational numbers, by multiplying all α 's by some common multiplier of their denominators, we can make them all integer, and they still give a redundant row \mathbf{r} with the same support. Therefore, w.o.l.g., we assume that the α 's are integers. If original matrix A has integer entries, the resulting extended matrix has integer entries as well, which allows for a faster IPA in applications where the signal \mathbf{x} is integer.

There are two types of redundant rows that will be collected in the pool. The first type ‘‘breaks’’ the termatiko set T for sure. It has one nonzero entry in the positions in T and zeroes in entries indexed by S . The other entries of \mathbf{r} can be chosen

arbitrarily. More precisely, for a fixed $v_0 \in T$ we solve the (integer) linear programming problem

$$\begin{aligned} \text{minimize} \quad & \sum_{v \in V \setminus \{T \cup S\}} r_v = \sum_{v \in V \setminus \{T \cup S\}} \sum_{c \in C} a_{cv} \alpha_c \\ \text{s.t.} \quad & r_v \geq 0, \quad v \notin T \cup S, \\ & r_v = 0, \quad v \in T \cup S \setminus \{v_0\}, \\ & r_{v_0} \geq 1, \end{aligned}$$

where $\alpha_1, \alpha_2, \dots, \alpha_m$ are integer variables. Minimization here is not essential and is used just to get smaller coefficients in a redundant row. In fact, for any feasible solution, the corresponding redundant row eliminates the termatiko set T . A redundant row can potentially be obtained for each $v_0 \in T$. As a final remark, relaxing the α 's to be real numbers turns the program into a standard linear program that can be solved using the simplex method. However, as noted above, having integers (of moderate size) in the measurement matrix has some potential benefits. Thus, when the size of the program is not too large and can be solved using a standard solver in a reasonable time (which is the case in our examples), we keep the integer constraint on the α 's.

Redundant rows of the second type do not necessarily ‘‘break’’ T always, but they have good chances for doing exactly that. The basic idea is to try to make variable nodes in S not satisfy Theorem 1, hence not being included in S for the extended matrix and, hopefully, this eliminates T as a termatiko set for the extended matrix. Note that having several nonzero entries in positions in S is better, since all of them will disappear from S (and we do not add new ones to S). This will increase the probability of removing T . The corresponding

0	-18	-14	-20	-8	-4	8	2	6	-12	10	-22	6	0	-4	-22	8	-20	10	-12	-8	-18	2	-14
0	-14	-10	-12	-7	1	6	4	8	-6	9	-15	6	4	0	-14	9	-15	8	-10	-6	-12	1	-7
0	-10	-6	-4	-6	6	4	6	10	0	8	-8	6	8	4	-6	10	-10	6	-8	-4	-6	0	0
0	-6	-2	4	-5	11	2	8	12	6	7	-1	6	12	8	2	11	-5	4	-6	-2	0	-1	7
0	-2	2	12	-4	16	0	10	14	12	6	6	6	16	12	10	12	0	2	-4	0	6	-2	14
0	2	6	20	-3	21	-2	12	16	18	5	13	6	20	16	18	13	5	0	-2	2	12	-3	21
0	6	10	28	-2	26	-4	14	18	24	4	20	6	24	20	26	14	10	-2	0	4	18	-4	28

Fig. 14. Codeword support matrix of a weight-24 codeword of $H(q, 7)$. The vertical line illustrates how to split the codeword support into two distinct termatiko sets each of half the size.

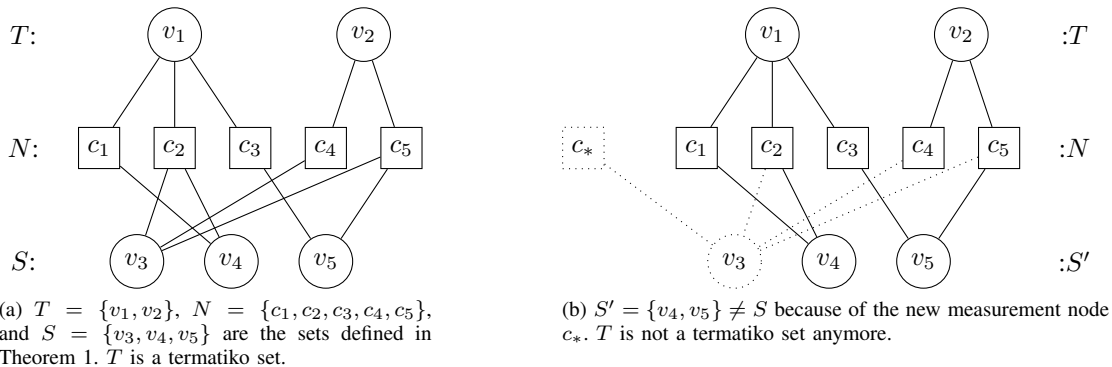


Fig. 15. Adding a redundant measurement c_* corresponding to the difference of rows c_2 and c_1 for the example matrix of Example 1.

(integer) linear program is

$$\begin{aligned}
 r_v &\geq 0, & v \notin T, \\
 r_v &\leq 1000, & v \notin T, \\
 r_v &= 0, & v \in T, \\
 \sum_{v \in S} r_v &\geq 10|S|,
 \end{aligned}$$

where the constants 10 and 1000 are chosen rather arbitrarily; 10 is used in order to make nonzero entries in r_S more likely, and the upper bounds of 1000 make sure the entries in r are of limited size. Note that no objective function is specified, since any feasible solution will do. For each termatiko set T , this approach produces at most one redundant row.

Finally, after constructing the pool of redundant rows as described above, we start adjoining them to the matrix A one by one in a greedy manner as follows. Let the list of termatiko sets be denoted by LIST and the pool of redundant rows by POOL. For each row $r \in \text{POOL}$, we calculate the score

$$\text{score}(r) = \sum_{T \in \text{RMV}(\text{LIST}, r)} |T|,$$

where $\text{RMV}(\text{LIST}, r)$ is a subset of LIST consisting of termatiko sets that are not termatiko sets after adjoining row r to the current measurement matrix. The row r^* with the maximum score is adjoined to the measurement matrix, the termatiko sets in $\text{RMV}(\text{LIST}, r)$ are removed from LIST, and the scores are re-calculated for the updated LIST and measurement matrix. The procedure is continued until LIST is empty or all scores are zero (which means that no more termatiko sets can be removed).

VI. NUMERICAL RESULTS

In this section, we present numerical results for different specific measurement matrices and also for ensembles of measurement matrices, as well as simulation results of IPA performance.

A. Termatiko Distance for Specific Matrices

For all considered matrices we first find all stopping sets of size less than some threshold using the algorithm from [16], [17]. Then, we exhaustively search for termatiko sets as subsets of these stopping sets as explained in Section III-E. The results are tabulated in Table II for five different measurement matrices, denoted by $A^{(1)}$, $A^{(2)}$, $A^{(3)}$, $A^{(4)}$, and $A^{(5)}$, respectively. Due to the heuristic nature of the approach, the estimated termatiko distance is a true upper bound on the actual termatiko distance, while the estimated multiplicities are true lower bounds on the actual multiplicities. Measurement matrix $A^{(1)}$ is the 33×121 parity-check matrix $H(11, 3)$ of the array-based LDPC code $\mathcal{C}(11, 3)$ of column-weight 3 and row-weight 11 described in Section IV-A, $A^{(2)}$ is the parity-check matrix of the $(155, 64)$ Tanner code from [25], $A^{(3)}$ is taken from the IEEE802.16e standard (it is the parity-check matrix of a rate-3/4, length-1824 LDPC code; using base model matrix A and the alternative construction, see [16, Eq. (1)]), $A^{(4)}$ is a 276×552 parity-check matrix of an irregular LDPC code, while $A^{(5)}$ is a 159×265 parity-check matrix of a $(3, 5)$ -regular LDPC code built from arrays of permutation matrices from Latin squares. For the matrix $A^{(1)}$, we have also compared the results with an exact enumeration of all termatiko sets of size at most 5. When considering all stopping sets of size at most 11, the heuristic approach finds the exact multiplicities for sizes 3 and 4, but it underestimates the number of termatiko sets of size 5 by about 7.5% (the missing ones are subsets of stopping sets of size 12 to 14), which indicates that higher order terms (for all tabulated matrices) are mostly likely strict lower bounds on the exact multiplicities. As can be seen from the table, for all matrices except $A^{(3)}$, the estimated termatiko distance is about half the stopping distance. Also, the smallest-size termatiko sets all correspond to termatiko sets with all measurement nodes in N connected to both T and S (cf. Theorem 1).

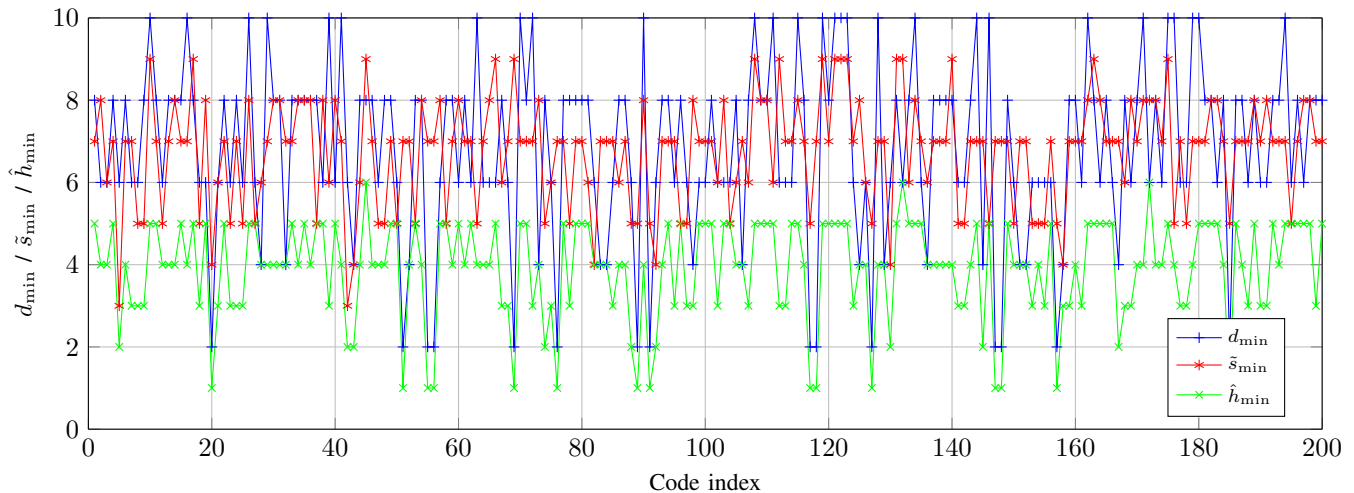


Fig. 16. Minimum distance d_{\min} , minimum size of a non-codeword stopping set \tilde{s}_{\min} , and estimated termatiko distance \hat{h}_{\min} versus code index for randomly generated binary measurement matrices from a protograph-based $(3, 6)$ -regular LDPC code ensemble.

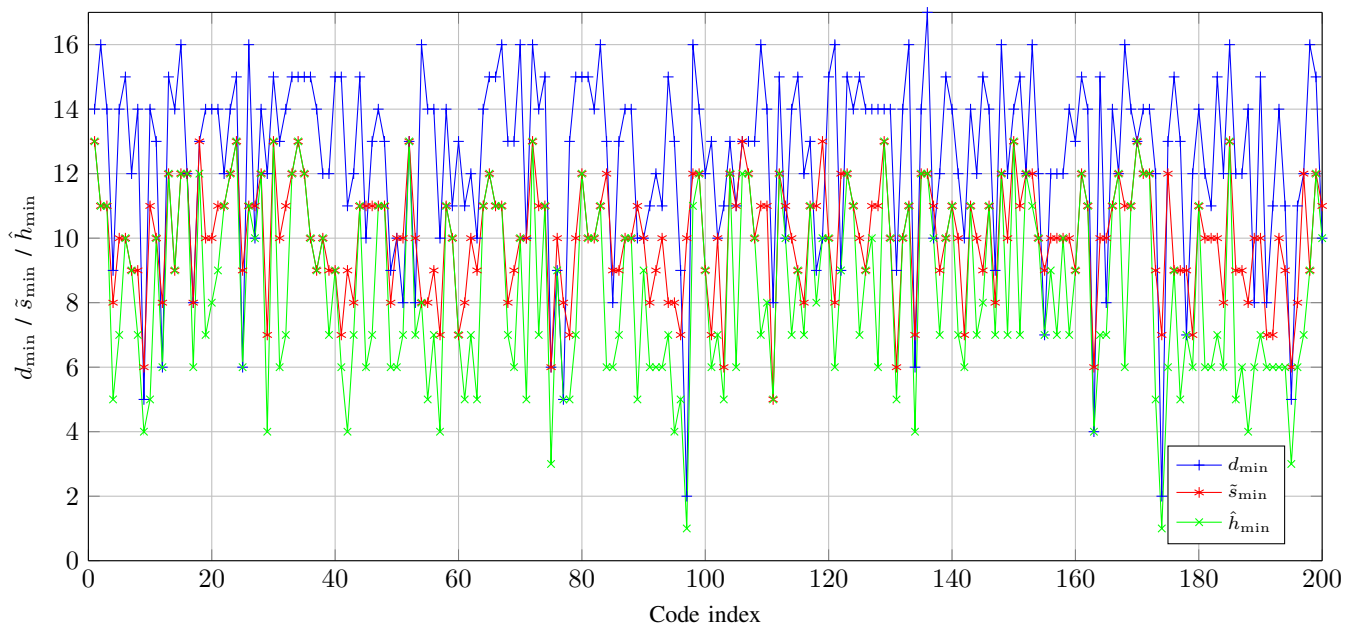


Fig. 17. Minimum distance d_{\min} , minimum size of a non-codeword stopping set \tilde{s}_{\min} , and estimated termatiko distance \hat{h}_{\min} versus code index for randomly generated binary measurement matrices from a protograph-based $(4, 8)$ -regular LDPC code ensemble.

B. Termatiko Distance for Protograph-Based Matrix Ensembles

Now, consider the protograph-based $(3, 6)$ -regular LDPC code ensemble defined by the *protomatrix* $H = (3, 3)$. We randomly generated 200 parity-check matrices from this ensemble using a lifting factor of 100 (the two nonzero entries in the protomatrix are replaced by 100×100 binary matrices of row-weight 3 in which all right-shifts of the first row (picked at random) occur in some order). For each lifted matrix, we first found all stopping sets of size at most 16 using the algorithm from [16], [17]. Then, the termatiko distance was estimated for each matrix as explained above. The results are depicted in Fig. 16 as a function of the code index (the blue curve shows the minimum distance d_{\min} , the red curve shows the minimum size of a non-codeword stopping set, denoted by \tilde{s}_{\min} , while the green curve shows the estimated termatiko

distance \hat{h}_{\min}). The average d_{\min} , s_{\min} , and \hat{h}_{\min} (over the 200 matrices) are 6.84, 5.92, and 3.90, respectively.⁹ We repeated a similar experiment using a lifting factor of 200 in which case the average d_{\min} , s_{\min} , and \hat{h}_{\min} (again over 200 randomly generated matrices) became 9.21, 7.75, and 5.80, respectively.

Next, we repeat the same calculations for 200 randomly generated parity-check matrices from the protograph-based $(4, 8)$ -regular LDPC code ensemble. For each parity-check matrix, we considered all stopping sets of size up to 14. For some matrices, the minimum distances of the corresponding codes were larger than 14, thus we calculated them separately. Fig. 17 presents the results of the calculations. The average d_{\min} , s_{\min} , and \hat{h}_{\min} are 12.53, 9.75, and 8.41, respectively.

⁹Note that here the second average value is of stopping distances, and not the size of the smallest non-codeword stopping sets.

TABLE III
STOPPING SETS (INCL. CODEWORDS) DISTRIBUTION OVER 200
RANDOMLY GENERATED MATRICES FROM THE PROTOGRAPH-BASED
(3, 6)-REGULAR LDPC CODE ENSEMBLE. NUMBERS ARE EXACT.

w	average number of size- w stopping sets	fraction of codes having size- w stopping sets	fraction of size- w stopping sets allowing a (T, S) -split
1	0.000	0.000	-
2	0.080	0.075	1.000
3	0.010	0.010	0.000
4	0.150	0.125	0.267
5	0.320	0.215	0.094
6	1.350	0.485	0.222
7	5.365	0.690	0.070
8	10.860	0.925	0.174
9	33.695	0.995	0.083
10	105.935	1.000	0.099
11	298.085	1.000	0.079
12	953.220	1.000	0.082
13	3029.230	1.000	0.070
14	9887.395	1.000	0.076

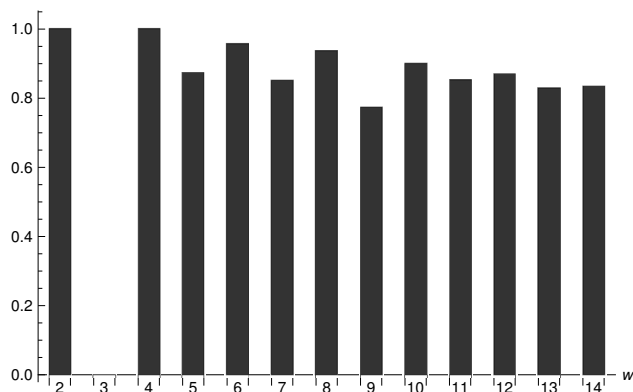


Fig. 18. Average success rate of Algorithm 2 on stopping sets that allow a (T, S) -split for the 200 randomly generated matrices from the protograph-based (3, 6)-regular LDPC code ensemble. Note that there were no splittable stopping sets of size $w = 3$.

C. Performance of Algorithm 2

In order to see how Algorithm 2 performs, we applied it to the stopping sets of size at most 14 for the protograph-based matrices described in the Section VI-B, both (3, 6) and (4, 8)-regular matrices.

Table III shows the average number of stopping sets of size w , for $w = 1, 2, \dots, 14$ for the 200 randomly generated (3, 6)-regular matrices (the numbers are exact). It also presents the fraction of the matrices that have stopping sets of size w . In particular, all the 200 matrices have stopping sets of size $w = 13$ and $w = 14$. For a fixed w , we also considered the total multiset of all stopping sets from all the matrices together and calculated the fraction of them that are splittable in their corresponding matrix. The last column of Table III displays these numbers. Next, we built the total multiset of all splittable stopping sets from all the matrices together and repeatedly ran Algorithm 2 to estimate the average success probability across the multiset. The resulting frequencies are depicted in Fig. 18. The aforementioned calculations were repeated for the 200 randomly generated (4, 8)-regular matrices. The results are presented in Table IV and Fig. 19.

TABLE IV
STOPPING SETS (INCL. CODEWORDS) DISTRIBUTION OVER 200
RANDOMLY GENERATED MATRICES FROM THE PROTOGRAPH-BASED
(4, 8)-REGULAR LDPC CODE ENSEMBLE. NUMBERS ARE EXACT.

w	average number of size- w stopping sets	fraction of codes having size- w stopping sets	fraction of size- w stopping sets allowing a (T, S) -split
1	0.000	0.000	-
2	0.010	0.010	1.000
3	0.000	0.000	-
4	0.125	0.005	0.000
5	0.210	0.020	0.000
6	0.295	0.045	0.051
7	0.185	0.085	0.243
8	3.415	0.190	0.013
9	4.720	0.335	0.010
10	20.525	0.545	0.014
11	70.705	0.720	0.012
12	305.780	0.910	0.029
13	827.665	1.000	0.064
14	2219.780	1.000	0.128

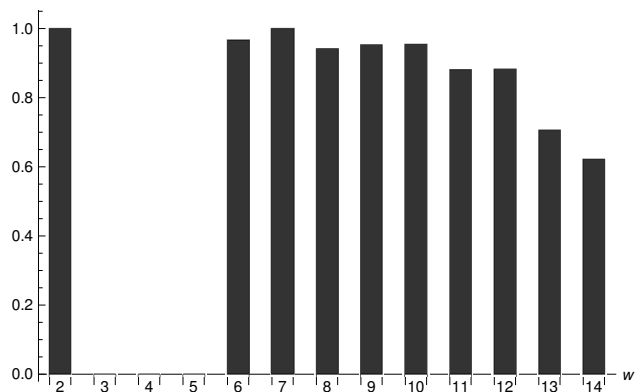


Fig. 19. Average success rate of Algorithm 2 on stopping sets that allow a (T, S) -split for the 200 randomly generated matrices from the protograph-based (4, 8)-regular LDPC code ensemble. Note that there were no splittable stopping sets of sizes $w = 3, 4, 5$.

D. Adding Redundant Rows

To illustrate the efficiency of the heuristic algorithm from Section V in removing small-size termatiko sets, we chose three out of the 200 (3, 6)-regular matrices (with a lifting factor of 100) in Section VI-B as example matrices. More precisely, the matrices with indices 20, 72, and 172, denoted by $A_{PG}^{(20)}$, $A_{PG}^{(72)}$, and $A_{PG}^{(172)}$, respectively, were selected. These matrices were chosen to demonstrate different behavior patterns.

For all three matrices we applied the algorithm from Section V in order to remove termatiko sets by adding redundant rows. The algorithm added 30 redundant rows to $A_{PG}^{(20)}$, 55 rows to $A_{PG}^{(72)}$, and 68 rows to $A_{PG}^{(172)}$. Due to computing limitations, we were able to tackle only a limited number of termatiko sets. $A_{PG}^{(20)}$ originally had the highest numbers of termatiko sets, and because of that we only processed all termatiko sets of size up to 5 (including). For $A_{PG}^{(72)}$, we processed all termatiko sets of size up to 7, and for $A_{PG}^{(172)}$ sizes up to 8 were considered. Accordingly, we will occasionally denote the extended matrices by $A_{EPG(5)}^{(20)}$, $A_{EPG(7)}^{(72)}$, and $A_{EPG(8)}^{(172)}$. The numbers of termatiko sets decreased for all matrices, however, for $A_{PG}^{(72)}$ and $A_{PG}^{(172)}$ we were also able to increase their termatiko distances. Table V shows the estimated termatiko set

TABLE V

ESTIMATED TERMATIKO SET SIZE SPECTRA (INITIAL PART) FOR THREE PROTOGRAPH-BASED MATRICES FROM FIG. 16 BEFORE AND AFTER ADDING REDUNDANT ROWS. NUMBERS IN ANGLE BRACKETS STAND FOR TERMATIKO DISTANCE h_{\min} , SIZE OF THE SMALLEST NON-CODEWORD STOPPING SET \tilde{s}_{\min} , AND MINIMUM DISTANCE d_{\min} , RESPECTIVELY, FOR THE ORIGINAL NON-EXTENDED MEASUREMENT MATRICES. NUMBERS IN BOLD ARE EXACT. WE TRIED TO “REMOVE” TERMATIKO SETS OF SIZE UP TO ℓ (INCLUDING).

w	$A_{\text{PG}}^{(20)} \langle 1, 4, 2 \rangle$		$A_{\text{PG}}^{(72)} \langle 3, 7, 10 \rangle$		$A_{\text{PG}}^{(172)} \langle 6, 8, 6 \rangle$	
	original ($\ell = 0$)	extended ($\ell = 5$)	original ($\ell = 0$)	extended ($\ell = 7$)	original ($\ell = 0$)	extended ($\ell = 8$)
1	2	2	0	0	0	0
2	4	1	0	0	0	0
3	11	0	1	0	0	0
4	82	0	3	0	0	0
5	837	16	19	2	0	0
6	7860	265	83	0	23	0
7	84059	5214	794	0	263	0
8	670146	61519	5204	98	1780	5
9	1885358	182366	6904	109	2134	10
...

size spectra (initial part) for the original and extended matrices.

In order to see how changes in the termatiko set size spectra influence performance under the IPA, simulations were performed to estimate the frame-error rate (FER), i.e., the probability of failing to recover the original signal correctly for different values of its Hamming weight w . The results are presented in Fig. 20a. We remark that the performance of the IPA and its comparison with other algorithms for efficient reconstruction of sparse signals have been investigated in [5] (see Figs. 4 and 8), and we refer the interested reader to that work for such results.

To better understand the curves, we also added lower bounds based on the principle of inclusion-exclusion. The following is a well-known result (see, e.g., [26, Ch. 1]).

Lemma 4 (Principle of Inclusion-Exclusion (PIE)). *Assume that $\mathcal{A}_1, \mathcal{A}_2, \dots, \mathcal{A}_M$ are some arbitrary events and $\mathbb{P}\{\cdot\}$ is a probability measure. Then*

$$\mathbb{P}\left\{\bigcup_{i=1}^M \mathcal{A}_i\right\} = \sum_{k=1}^M (-1)^{k-1} \left(\sum_{\substack{I \subset [M] \\ |I|=k}} \mathbb{P}\left\{\bigcap_{i \in I} \mathcal{A}_i\right\}\right).$$

More precisely, we take into consideration only the 30–50 smallest termatiko sets of a matrix, and then build a theoretical curve as if the matrix would contain only these termatiko sets and hence reconstruction fails if and only if the support of a signal contains any of these 30–50 termatiko sets as a subset.

Assume that the termatiko sets of the matrix are T_1, T_2, \dots , and let \mathcal{A}_i denote the event that a weight- w subset of $[n]$ chosen uniformly at random is a superset of T_i . We remark that if $T_i \subset T_j$, then $\mathcal{A}_i \supset \mathcal{A}_j$ and $\mathcal{A}_i \cup \mathcal{A}_j = \mathcal{A}_i$. Therefore, if we include T_i into the list of consideration, then there is no point to also include T_j . This pre-filtering can save computation time, as many termatiko sets are in fact subsets of others. Next, we consider only M termatiko sets which we denote by T_1, T_2, \dots, T_M . Note that it is not required that the chosen termatiko sets are the M smallest; any M termatiko sets can be chosen and the result below will still be a correct lower bound. However, in our simulations, we took the M smallest

ones, for some M . This is also because we are particularly interested in a negative effect of the smallest termatiko sets.

With the aforementioned notation, the true FER is lower-bounded as

$$\begin{aligned} \text{FER}(w) &= \mathbb{P}\left\{\bigcup_i \mathcal{A}_i\right\} \geq \mathbb{P}\left\{\bigcup_{i=1}^M \mathcal{A}_i\right\} \\ &\stackrel{\text{PIE}}{=} \sum_{k=1}^M (-1)^{k-1} \left(\sum_{\substack{I \subset [M] \\ |I|=k}} \mathbb{P}\left\{\bigcap_{i \in I} \mathcal{A}_i\right\}\right) \\ &= \frac{1}{\binom{n}{w}} \sum_{k=1}^M (-1)^{k-1} \left(\sum_{\substack{I \subset [M] \\ |I|=k}} \binom{n - |\bigcup_{i \in I} T_i|}{w - |\bigcup_{i \in I} T_i|} \right). \end{aligned}$$

If the number of terms in the sum above becomes too large, then we can use the truncated lower bound

$$\text{FER}(w) \geq \frac{1}{\binom{n}{w}} \sum_{k=1}^{2L} (-1)^{k-1} \left(\sum_{\substack{I \subset [M] \\ |I|=k}} \binom{n - |\bigcup_{i \in I} T_i|}{w - |\bigcup_{i \in I} T_i|} \right)$$

for some $2L < M$ (the so-called Bonferroni inequality). This truncated expression becomes equal to the full inclusion-exclusion formula for weight w if $|\bigcup_{i \in I} T_i| > w$ for all $I \subset [M]$, $|I| > 2L$. This simple fact allows to calculate better FER lower bounds for sparse signals faster. FER curves together with lower bounds are depicted in Figs. 20b to 20d.

The three matrices $A_{\text{PG}}^{(20)}$, $A_{\text{PG}}^{(72)}$, and $A_{\text{PG}}^{(172)}$ represent different behavior after adding redundant rows. $A_{\text{PG}}^{(20)}$ is intrinsically bad and cannot be fixed as illustrated in Fig. 21. In particular, since both $\{v_{19}\}$ and $\{v_{130}\}$ are connected to $\{c_{13}, c_{30}, c_{88}\}$ only, their values cannot be recovered. The reason being that if $v_{19} = \alpha$, $v_{130} = \beta$, and $\alpha + \beta > 0$, each of c_{13}, c_{30}, c_{88} keeps only the sum $\alpha + \beta$, and there are infinitely many solutions for α and β . It is worth noting that this is not a failure of the IPA, since strictly speaking information has just been lost in the compression process (even an optimal recovery algorithm would fail here).

On the other hand, both $A_{\text{EPG}^{(7)}}^{(72)}$ and $A_{\text{EPG}^{(8)}}^{(172)}$ have increased termatiko distance (compared to $A_{\text{PG}}^{(72)}$ and $A_{\text{PG}}^{(172)}$, respectively), and show a significant improvement in the sparse region which shows the importance of designing measurement matrices with a high termatiko distance.

VII. CONCLUSION

In this work, we have analyzed the failing patterns of the IPA by introducing the concept of termatiko sets. We have shown that the IPA fails to fully recover a nonnegative real signal $\mathbf{x} \in \mathbb{R}_{\geq 0}^n$ if and only if the support of \mathbf{x} contains a nonempty termatiko set. Two heuristics to locate small-size termatiko sets were presented and analyzed. Furthermore, a lower bound on the termatiko distance of column-regular binary measurement matrices with no 4-cycles was derived. For the special case of measurement matrices equal to the

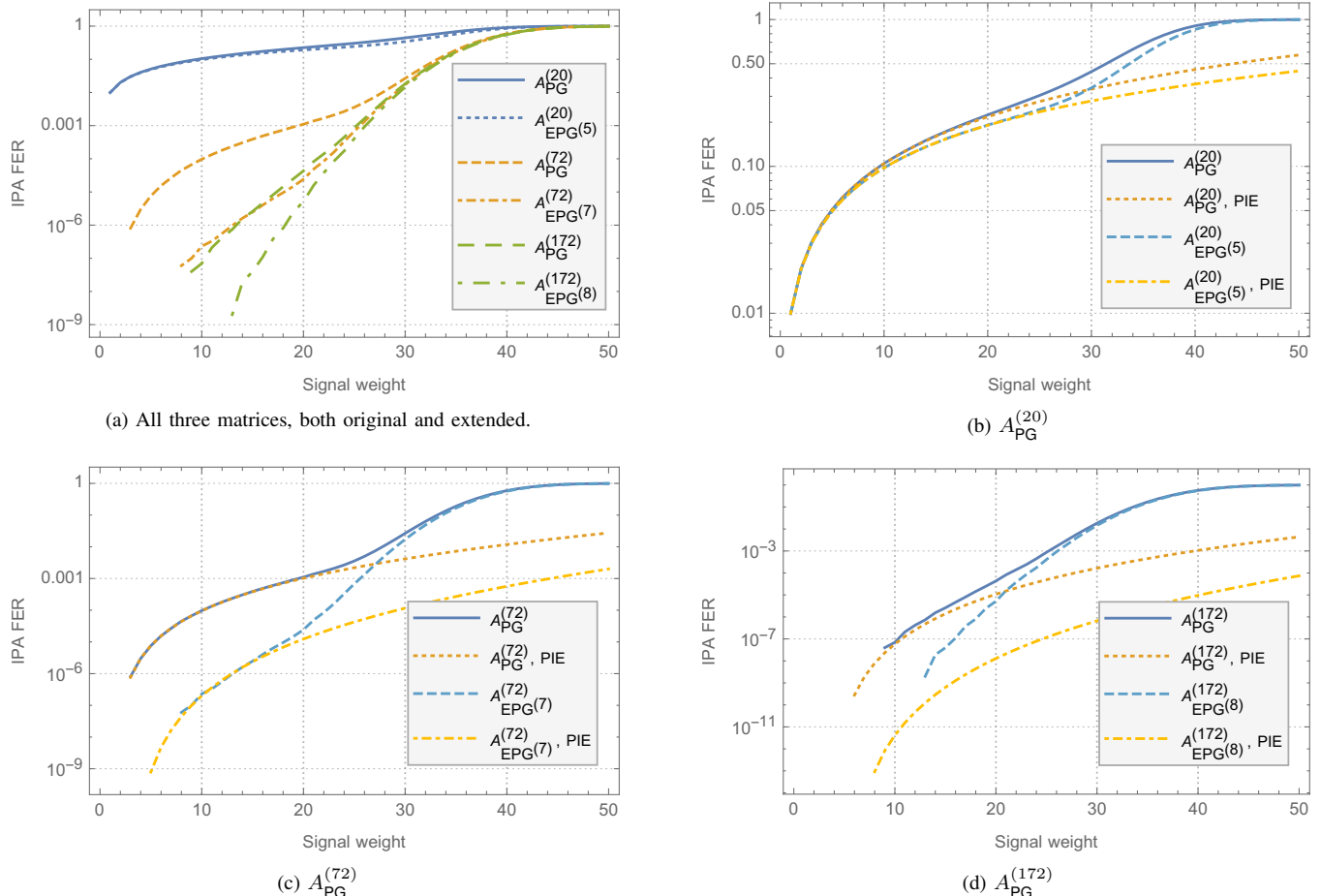


Fig. 20. FER performance of the IPA versus the weight of the signal vector for several protograph-based measurement matrices.

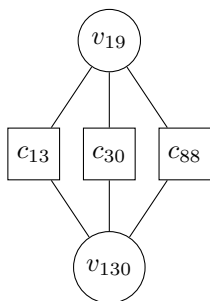


Fig. 21. $\{v_{19}\}$ and $\{v_{130}\}$ are both size-1 termatiko sets in $A_{PG}^{(20)}$.

parity-check matrices of array LDPC codes an upper bound on the termatiko distance equal to half of the best known upper bound on the minimum distance was given for column-weight at most 7. For column-weight 3 codes it was shown that the exact termatiko distance is 3 and an explicit formula for the multiplicity was provided. Adding redundant rows to the measurement matrix to improve IPA performance was considered as well, and an algorithm to efficiently search for such rows was outlined. The influence of small-size termatiko sets on IPA performance was illustrated through simulations and several numerical results for both specific and protograph-based ensembles of measurement matrices were presented, showing that having a termatiko distance strictly smaller than

the stopping distance is not uncommon. In some cases, the termatiko distance can be as low as half the stopping distance. Thus, a measurement matrix (for the IPA) should be designed to avoid small-size termatiko sets, which is considered as future work.

APPENDIX PROOF OF THEOREM 4

To prove Theorem 4, we need the following lemma.

Lemma 5. *Assume $T = \{v_1, v_2, v_3\}$ is a termatiko set of size 3 in $H(q, 3)$. Define N and S analogously to Theorem 1. Then, $S \neq \emptyset$, and for each $c \in N$, it holds that $|\mathcal{N}_T(c)| = 1$ and $|\mathcal{N}_S(c)| > 0$.*

Proof: Assume first that some $c_0 \in N$ is not connected to S (including the case $S = \emptyset$). Then, from Theorem 1, c_0 is connected to T at least twice (w.l.o.g. let v_1 and v_2 be these two variable nodes) and for any $c \in \mathcal{N}(v_1) \cup \mathcal{N}(v_2)$ (including $c = c_0$) it holds that $|\mathcal{N}_T(c)| \geq 2$. See Fig. 22a for illustration. As any two variable nodes share not more than one measurement node, we have $\mathcal{N}(v_1) \cap \mathcal{N}(v_2) = \{c_0\}$. Therefore, since $|\mathcal{N}(v_1)| = |\mathcal{N}(v_2)| = 3$, we have $|\mathcal{N}(v_1) \cup \mathcal{N}(v_2)| = 5$. Now, count number of edges between T and N .

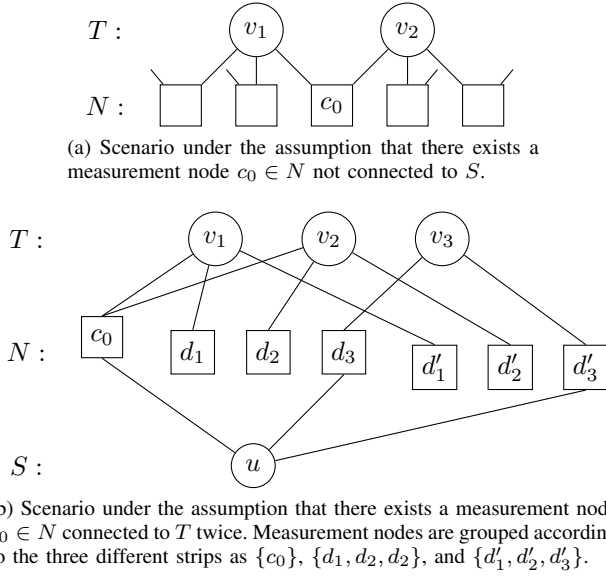


Fig. 22. Illustration for Lemma 5.

On one hand, it is $|\mathcal{N}(v_1)| + |\mathcal{N}(v_2)| + |\mathcal{N}(v_3)| = 3 + 3 + 3 = 9$. On the other hand, it is not less than

$$\sum_{c \in \mathcal{N}(v_1) \cup \mathcal{N}(v_2)} |\mathcal{N}_T(c)| \geq 2|\mathcal{N}(v_1) \cup \mathcal{N}(v_2)| = 10.$$

This contradiction shows that $S \neq \emptyset$ and that each $c \in N$ is connected to both T and S .

Now, we prove that each $c \in N$ is connected to T only once. Again, assume to the contrary that some $c_0 \in N$ is connected to T at least twice, w.l.o.g. to v_1 and v_2 , and let $u \in S$ be connected to c_0 (as we have just shown, such a u exists). Recall that $\mathcal{N}(u) \subset N$ by definition of S from Theorem 1. Since v_1 and v_2 are both connected to c_0 , they do not share any other measurement node. Also, recall that each variable node is connected to three measurement nodes, each from a different strip. Hence, v_1 and v_2 are connected to different measurement nodes $d_1, d_2 \in N$ in another strip (different from the strip of c_0), and also to two different measurement nodes $d'_1, d'_2 \in N$ in the remaining strip. See Fig. 22b for illustration. Now, u cannot be connected to any of d_1, d_2, d'_1, d'_2 as it already shares one measurement node with each of v_1 and v_2 . Therefore, there exists a measurement node $d_3 \in \mathcal{N}(u)$ in the same strip that contains d_1 and d_2 . However, d_3 should be also connected to T . Thus, the only possibility left is that d_3 is connected to v_3 . The same argument can be used for the strip that contains d'_1 and d'_2 ; it contains a node d'_3 , and d'_3 is connected to both u and v_3 . We have a contradiction, as u and v_3 share two different measurement nodes (meaning that there should exist a cycle of length 4 in the corresponding Tanner graph). Therefore, every $c \in N$ is connected to T exactly once. ■

From Lemma 5 it follows that $|N| = 9$ and that v_1, v_2, v_3 do not share any measurement nodes.

Now, we turn to the proof of Theorem 4. From Theorem 3 we know that $h_{\min} \geq 3$; thus, we only need to prove the multiplicity result. Assume we have a termatiko set $T = \{v_1, v_2, v_3\}$, and denote $\mathcal{N}(v_1) = \{c_{11}, c_{21}, c_{31}\}$, where c_{11}, c_{21}, c_{31} belong to the first, second, and third strip, respectively.

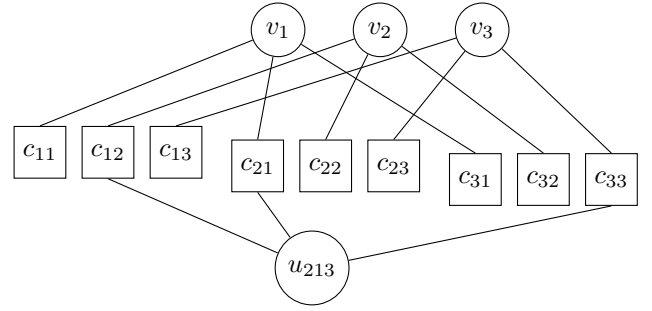


Fig. 23. Illustration for the proof of Theorem 4 for $\pi = (2, 1, 3)$ and hence u_{213} . Vertices $c_{11}, c_{12}, \dots, c_{33}$ are grouped according to the three different strips.

Analogously, denote $\mathcal{N}(v_2) = \{c_{12}, c_{22}, c_{32}\}$ and $\mathcal{N}(v_3) = \{c_{13}, c_{23}, c_{33}\}$. As shown above, $|N| = |\{c_{11}, \dots, c_{33}\}| = 9$ (all these measurement nodes are different). As usual, we define the set S as in Theorem 1.

In order not to share any two (or more) measurement nodes with any of v_1, v_2, v_3 , each $u \in S$ should be connected to $c_{1\pi_1}, c_{2\pi_2}$, and $c_{3\pi_3}$, where $\pi = \pi^{(u)} = (\pi_1, \pi_2, \pi_3)$ is some permutation of $\{1, 2, 3\}$. Thus, we will denote candidates for the set S as $u_{\pi_1\pi_2\pi_3}$. In other words, $\mathcal{N}(u_{\pi_1\pi_2\pi_3}) = \{c_{1\pi_1}, c_{2\pi_2}, c_{3\pi_3}\}$, from which it follows that there are 6 candidates for S and $|S| \leq 6$. Turn to Fig. 23 for illustration.

Also, as each $c_{xy} \in N$ (for all $x, y \in \{1, 2, 3\}$) should be connected to S , S should include some u_π with $\pi_x = y$. For example, c_{11} should be connected to S , and thus either u_{123} or u_{132} (or both) should be present in S .

Now, by applying the corresponding automorphism, we can set $v_1 = (0, 0)$ and $v_2 = (2, j)$ for some $j \in \mathbb{F}_q$.¹⁰ With this notation, the support matrix of T becomes

$$\begin{bmatrix} 0 & 2 & \cdot \\ 0 & 2 + j & \cdot \\ 0 & 2 + 2j & \cdot \end{bmatrix},$$

where the dots stand for entries which are currently unknown.

For the remainder of the proof, we exhaustively check all the cases and sub-cases, based on the assumption that some $u_{\pi_1\pi_2\pi_3} \in S$. As we noted before, since c_{11} should be connected to S , either u_{123} or u_{132} (or both) should be in S .

- 1) First, assume that $u_{123} \in S$, which means that c_{11}, c_{22} , and c_{33} are connected to the same variable node (u_{123}), and thus the corresponding values in the support matrix will form an arithmetic progression. More precisely, the values $\{0, 2 + j, \cdot\}$ should form an arithmetic progression, and we immediately obtain the support matrix

$$\begin{bmatrix} 0 & 2 & \cdot \\ 0 & 2 + j & \cdot \\ 0 & 2 + 2j & 4 + 2j \end{bmatrix}.$$

Further, c_{12} should also be connected to S , and thus either u_{213} or u_{231} (or both) should be in S .

- Assuming that $u_{213} \in S$, we get that c_{12}, c_{21} , and c_{33} should be connected to the same variable node

¹⁰Note that we have chosen the integer 2 to make further numbers look “prettier”, although any nonzero value from \mathbb{F}_q would work here.

$u_{213} \in S$, and hence the values $\{2, 0, 4+2j\}$ should form an arithmetic progression. From this we get that $4+2j = -2$ and then $j = -3$. The updated support matrix is

$$\begin{bmatrix} 0 & 2 & \cdot \\ 0 & -1 & \cdot \\ 0 & -4 & -2 \end{bmatrix}.$$

- Assuming that $u_{231} \in S$, we get that $\{2, \cdot, 0\}$ should form an arithmetic progression and then we can replace \cdot by 1. However, the values in the column of any support matrix should also form an arithmetic progression. Hence, the support matrix becomes

$$\begin{bmatrix} 0 & 2 & -2-2j \\ 0 & 2+j & 1 \\ 0 & 2+2j & 4+2j \end{bmatrix}.$$

Other sub-cases are omitted for brevity.

- 2) On the other hand, if we assume $u_{132} \in S$, then the values corresponding to c_{11} , c_{23} , and c_{32} (i.e., $\{0, \cdot, 2+2j\}$) should form an arithmetic progression. From this we immediately obtain the updated support matrix

$$\begin{bmatrix} 0 & 2 & \cdot \\ 0 & 2+j & 1+j \\ 0 & 2+2j & \cdot \end{bmatrix}.$$

Again, we omit further sub-cases for brevity.

The different cases can be represented as nodes in a search tree (see Fig. 24). Note that the branches in the tree are not mutually exclusive; but they cover all cases. This means that the same termatiko set can be obtained more than once. The two cases marked in bold in Fig. 24 are general cases. Moreover, by setting $j = 0$ or $j = -3$, we can obtain other particular cases (these relations are shown by dotted arrows). Note that branching stops at these general cases, as even these general forms already ensure that $\{v_1, v_2, v_3\}$ is a valid termatiko set. Other branches need to go one level deeper. Since the set of equations

$$\begin{cases} -2-2j = 4+2j, \\ 1 = 1+j, \\ 4+2j = -2 \end{cases}$$

do not have a solution for $q \geq 5$, these two general cases do not intersect. However, we still need to check that the three columns are different in each of these two cases. The corresponding requirement for the first bold case is

$$\begin{cases} 0 \neq 2+j, \\ 0 \neq 2+2j, \\ 0 \neq -2-2j, \\ 0 \neq 4+2j, \\ 2 \neq -2-2j, \\ 2+j \neq 1, \end{cases} \Leftrightarrow \begin{cases} j \neq -2, \\ j \neq -1. \end{cases}$$

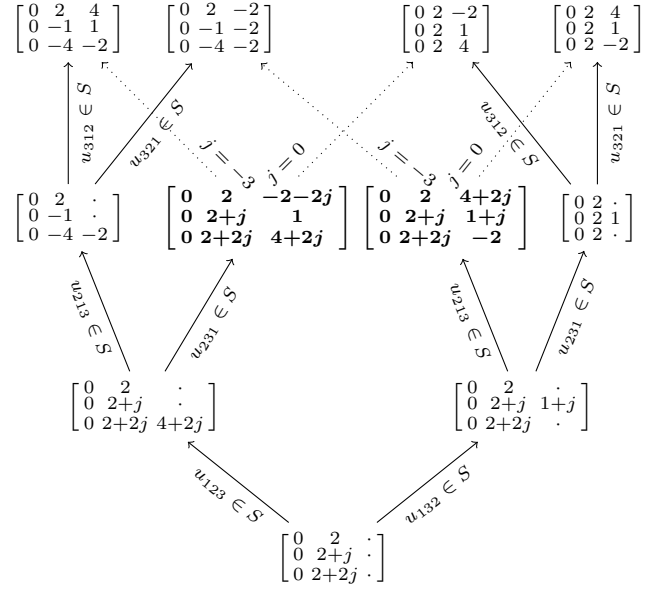


Fig. 24. Different cases for the proof of Theorem 4. Dotted arrows show special cases for particular values of the variable j .

For the second bold case we get the requirement

$$\begin{cases} 0 \neq 2+j, \\ 0 \neq 2+2j, \\ 0 \neq 4+2j, \\ 0 \neq 1+j, \\ 2 \neq 4+2j, \\ 2+2j \neq -2, \end{cases} \Leftrightarrow \begin{cases} j \neq -2, \\ j \neq -1. \end{cases}$$

Therefore, in total there are $q-2$ choices for j in each of the cases. This means that there are exactly $2(q-2)$ termatiko sets with fixed $v_1 = (0, 0)$ and $v_2 = (2, \cdot)$. Any other termatiko set of size 3 in $H(q, 3)$ can be obtained by applying an automorphism (there are $q^2(q-1)$ such automorphisms). However, in this manner, we count each termatiko set $3! = 6$ times. Thus, the total number of distinct size-3 termatiko sets in $H(q, 3)$ is $q^2(q-1)(q-2)/3$.

REFERENCES

- [1] E. J. Candes and T. Tao, "Near-optimal signal recovery from random projections: Universal encoding strategies?" *IEEE Trans. Inf. Theory*, vol. 52, no. 12, pp. 5406–5425, Dec. 2006.
- [2] —, "Decoding by linear programming," *IEEE Trans. Inf. Theory*, vol. 51, no. 12, pp. 4203–4215, Dec. 2005.
- [3] D. L. Donoho, "Compressed sensing," *IEEE Trans. Inf. Theory*, vol. 52, no. 4, pp. 1289–1306, Apr. 2006.
- [4] F. Zhang and H. D. Pfister, "Verification decoding of high-rate LDPC codes with applications in compressed sensing," *IEEE Trans. Inf. Theory*, vol. 58, no. 8, pp. 5042–5058, Aug. 2012.
- [5] V. Ravanmehr, L. Danjean, B. Vasić, and D. Declercq, "Interval-passing algorithm for non-negative measurement matrices: Performance and reconstruction analysis," *IEEE J. Emerging Sel. Topics Circuits Systems*, vol. 2, no. 3, pp. 424–432, Sep. 2012.
- [6] V. Chandar, D. Shah, and G. W. Wornell, "A simple message-passing algorithm for compressed sensing," in *Proc. IEEE Int. Symp. Inf. Theory (ISIT)*, Austin, TX, Jun. 2010, pp. 1968–1972.
- [7] S. Sarvotham, D. Baron, and R. G. Baraniuk, "Sudocodes – fast measurement and reconstruction of sparse signals," in *Proc. IEEE Int. Symp. Inf. Theory (ISIT)*, Seattle, WA, USA, Jul. 2006, pp. 2804–2808.

- [8] H. V. Pham, W. Dai, and O. Milenkovic, "Sublinear compressive sensing reconstruction via belief propagation decoding," in *Proc. IEEE Int. Symp. Inf. Theory (ISIT)*, Seoul, Korea, Jun./Jul. 2009, pp. 674–678.
- [9] D. L. Donoho, A. Javanmard, and A. Montanari, "Information-theoretically optimal compressed sensing via spatial coupling and approximate message passing," *IEEE Trans. Inf. Theory*, vol. 59, no. 11, pp. 7434–7464, Nov. 2013.
- [10] D. L. Donoho, A. Maleki, and A. Montanari, "Message-passing algorithms for compressed sensing," *Proceedings Nat. Acad. Sci.*, vol. 106, no. 45, pp. 18 914–18 919, Sep. 2009.
- [11] X. Wu and Z. Yang, "Verification-based interval-passing algorithm for compressed sensing," *IEEE Signal Processing Lett.*, vol. 20, no. 10, pp. 933–936, Oct. 2013.
- [12] Y. Lu, A. Montanari, B. Prabhakar, S. Dharmapurikar, and A. Kabbani, "Counter braids: A novel counter architecture for per-flow measurement," in *Proc. Int. Conf. Measurement and Modeling of Computer Systems (SIGMETRICS)*, Annapolis, MD, Jun. 2008, pp. 121–132.
- [13] E. Rosnes and A. Graell i Amat, "Asymptotic analysis and spatial coupling of counter braids," 2018, *IEEE Trans. Inf. Theory*, to appear.
- [14] J. L. Fan, "Array codes as low-density parity-check codes," in *Proc. 2nd Int. Symp. Turbo Codes & Rel. Topics*, Brest, France, Sep. 2000, pp. 543–546.
- [15] C. Di, D. Proietti, I. E. Telatar, T. J. Richardson, and R. L. Urbanke, "Finite-length analysis of low-density parity-check codes on the binary erasure channel," *IEEE Trans. Inf. Theory*, vol. 48, no. 6, pp. 1570–1579, Jun. 2002.
- [16] E. Rosnes, Ø. Ytrehus, M. A. Ambroze, and M. Tomlinson, "Addendum to "An efficient algorithm to find all small-size stopping sets of low-density parity-check matrices,"" *IEEE Trans. Inf. Theory*, vol. 58, no. 1, pp. 164–171, Jan. 2012.
- [17] E. Rosnes and Ø. Ytrehus, "An efficient algorithm to find all small-size stopping sets of low-density parity-check matrices," *IEEE Trans. Inf. Theory*, vol. 55, no. 9, pp. 4167–4178, Sep. 2009.
- [18] K. Yang and T. Hellesteth, "On the minimum distance of array codes as LDPC codes," *IEEE Trans. Inf. Theory*, vol. 49, no. 12, pp. 3268–3271, Dec. 2003.
- [19] H. Liu, L. Ma, and J. Chen, "On the number of minimum stopping sets and minimum codewords of array LDPC codes," *IEEE Commun. Lett.*, vol. 14, no. 7, pp. 670–672, Jul. 2010.
- [20] T. Mittelholzer, "Efficient encoding and minimum distance bounds of Reed-Solomon-type array codes," in *Proc. IEEE Int. Symp. Inf. Theory (ISIT)*, Lausanne, Switzerland, Jun./Jul. 2002, p. 282.
- [21] K. Sugiyama and Y. Kaji, "On the minimum weight of simple full-length array LDPC codes," *IEICE Trans. Fundamentals*, vol. E91-A, no. 6, pp. 1502–1508, Jun. 2008.
- [22] E. Rosnes, M. A. Ambroze, and M. Tomlinson, "On the minimum/stopping distance of array low-density parity-check codes," *IEEE Trans. Inf. Theory*, vol. 60, no. 9, pp. 5204–5214, Sep. 2014.
- [23] M. Schwartz and A. Vardy, "On the stopping distance and the stopping redundancy of codes," *IEEE Trans. Inf. Theory*, vol. 52, no. 3, pp. 922–932, Mar. 2006.
- [24] J. Feldman, M. J. Wainwright, and D. R. Karger, "Using linear programming to decode binary linear codes," *IEEE Trans. Inf. Theory*, vol. 51, no. 3, pp. 954–972, Mar. 2005.
- [25] R. M. Tanner, D. Sridhara, and T. Fuja, "A class of group-structured LDPC codes," in *Proc. Int. Symp. Commun. Theory and Appl. (ISCTA)*, Ambleside, England, Jul. 2001.
- [26] D. P. Bertsekas and J. N. Tsitsiklis, *Introduction to Probability*. Athena Scientific Belmont, MA, 2002, vol. 1.