

A pressure parametric dark energy model

Wang Jun-Chao^{1*} and Meng Xin-He^{1†}
¹*Department of Physics,*
Nankai University, Tianjin 300071, China

In this paper, we propose a new pressure parametric model of the total cosmos energy components in a spatially flat Friedmann-Robertson-Walker (FRW) universe and then reconstruct the model into quintessence and phantom scenarios, respectively. By constraining with the datasets of the type Ia supernova (SNe Ia), the baryon acoustic oscillation (BAO) and the observational Hubble parameter data(OHD), we find that $\Omega_{m0} = 0.270_{-0.034}^{+0.039}$ at the 1σ level and our universe slightly biases towards quintessence behavior. Then we use two diagnostics including $Om(a)$ diagnostic and statefinder to discriminate our model from the cosmology constant cold dark matter (Λ CDM) model. From $Om(a)$ diagnostic, we find that our model has a relatively large deviation from the Λ CDM model at high redshifts and gradually approaches the Λ CDM model at low redshifts and in the future evolution, but they can be easily differentiated from each other at the 1σ level all along. By the statefinder, we find that both of quintessence case and phantom case can be well distinguished from the Λ CDM model and will gradually deviate from each other. Finally, we discuss the fate of universe evolution (named the rip analysis) for the phantom case of our model and find that the universe will run into a little rip stage.

I. INTRODUCTION

From the conventional Einstein field equation dominated by matter without negative pressure ($G_{\mu\nu} = 8\pi GT_{\mu\nu}$) and Hubble law, it can be concluded that the universe is in a decelerating expansion period, but since the reported result of the accelerated expansion of the universe from the supernova data observed in 1998 and 1999[1, 2], there have been continuous data to prove that the current universe is in the phase of accelerated expansion. In order to accommodate this phenomenon, one way is to modify the left side of the traditional Einstein field equation (modify the gravity). Another way is to add a negative pressure matter component named dark energy to the right side of the equation. One of the global fitting well scenarios is the so called standard cosmology or the Λ CDM model which includes the simplest dark energy model with the equation of state (EoS) $\omega \equiv \frac{p}{\rho} = -1$ that provides a reasonably good account of the properties of the currently observed cosmos such as accelerating expansion of the universe, the large-scale structure and cosmic microwave background (CMB) radiation. However, there has a major outstanding problem (named the fine-tuning problem) that the observed value of dark energy density is 120 orders of magnitude smaller than the theoretical value in quantum field theory if taking the allowed highest energy cut off scale as the Planck mass[3, 4]; besides, there is also the so called coincidence problem which asks why dark energy density and physical material density are exactly in the same order of magnitude. To alleviate these problems, some extended models have been raised such as an evolving scalar field with the time variant EoS, for example.

In order to study the characterization of dark energy component, one of the feasible methods is to parameterize some observable physical quantities and then use the observed data to quantify the parameters. The mainstream is the EoS parametrization, such as Chevalier-Polarski-Linder (CPL)[5, 6] parametrization $\omega_{de}(z) = \omega_0 + \frac{\omega_a z}{1+z}$ which behaves as $\omega_{de} \rightarrow \omega_0$ for $z \rightarrow 0$ and $\omega_{de} \rightarrow \omega_0 + \omega_a$ for $z \rightarrow \infty$. A few years later a more general form $\omega_{de}(z) = \omega_0 + \frac{\omega_a z}{(1+z)^p}$ named Jassal-Bagla-Padmanabhan (JBP)[7] parametrization has been proposed. In addition, Wetterich[8] has also given a parametric form which goes by $\omega_{de}(z) = \frac{\omega_0}{[1+b \ln(1+z)]^2}$ and it behaves as $\omega_{de} \rightarrow \omega_0$ for $z \rightarrow 0$ and $\omega_{de} \rightarrow 0$ for $z \rightarrow \infty$.

In recent years, some pressure parametric models for the mysterious dark energy or total energy components have been continuously proposed. In 2008, Sen A A, Kumar S and Nautiyal A[9, 10] have put forward a pressure parametric model of dark energy $P_\Lambda = -P_0 + P_1 \frac{z}{1+z} + \dots$. Seven years later, Zhang Q, Yang G, Zou Q X, Wang D, Meng X H and Shen K J[11, 12] have proposed two dark energy models for the total pressure $P(z) = P_a + P_b z$ and $P(z) = P_c + P_d \frac{z}{1+z}$. Then, two years latter, Wang D, Yan Y J and Meng X H[13] have raised a pressure-parametrization unified dark fluid

*Electronic address: dakaijun@dakaijun.cn

†Electronic address: xhm@nankai.edu.cn

model $P(z) = P_a + P_b(z + \frac{z}{1+z})$. In the following of this paper we give out a new pressure parametric model of the total energy components as $P(z) = P_a + P_b \ln(1+z)$, ($z \neq -1$) in a spatially flat FRW universe and then we discuss its property detailedly.

To investigate the model properties in details, this paper is organized as follows: In Sec. II, we propose the parametric model by continuously previous studying with the essential formalism and discuss the meanings for the two parameters of the model analytically. Sec. III is the reconstructions of our model with the quintessence and phantom scalar fields, respectively. In Sec. IV, we constrain our model by using data from SNe Ia, BAO and OHD. In Sec. V, we discriminate our model from the Λ CDM model by using $Om(a)$ diagnostic and the statefinder parameters. Sec. VI shows the discussions about the fate of universe evolution named the rip analysis for the phantom case of proposed model. In the last section, Sec. VII, the conclusions and discussions are given.

II. THE PARAMETRIC MODEL

Though two decades have passed a consistent and convincing dark energy theory is yet to come. To understand the puzzling dark energy physics better and by keeping on our exploration, we can properly parameterize its pressure. For example, one can hypothesize a relation between the pressure and the redshift, then integrate out the expression of the density ρ through the conservation equation. Finally from the Friedmann equations $H^2 = \frac{8\pi G}{3} \sum_i \rho_i$ and the EoS $\omega = \frac{P}{\rho}$ we are able to get the form of the Hubble parameter H and ω expression, respectively. By this treatment so far, a closed system for the evolution of the universe has been established which is described by the Friedmann equations, the conservation or continuous equation and the EoS form.

Assume a relationship between the pressure of all energy components in the universe and the redshift as below,

$$P(z) = P_a + P_b \ln(1+z), (z \neq -1), \quad (1)$$

where P_a and P_b are free parameters. We make this assumption because the form of $\ln(1+z) = z - \frac{z^2}{2} + \frac{z^3}{3} - \dots$ for $|z| < 1$ and it may be much helpful for providing more opportunities to further other studies related. When $P_b = 0$, the model is reduced to the well known Λ CDM model; while when $P_b \neq 0$, the total pressure gives more interesting properties. By using the relation of scale factor $a = \frac{1}{1+z}$ and the conservation equation $\dot{\rho} + 3\frac{\dot{a}}{a}(P + \rho) = 0$, we have

$$\rho(a) = -(P_a + \frac{1}{3}P_b) + P_b \ln a + Ca^{-3}, \quad (2)$$

where C is an integration constant. We assume that ρ_0 is the present-day energy density i.e. $\rho(a=1) = \rho_0$. Finally the total energy density and pressure can be integrated separately as

$$\rho(a) = \rho_0(1 - \Omega_{m0} - \alpha \ln a + \Omega_{m0}a^{-3}), \quad (3)$$

$$P(a) = \rho_0(-1 + \Omega_{m0} + \frac{1}{3}\alpha + \alpha \ln a). \quad (4)$$

Here the parameters (P_a, P_b) are replaced by new dimensionless parameters (α, Ω_{m0}) where $\alpha \equiv -\frac{P_b}{\rho_0}$ and $\Omega_{m0} \equiv \frac{1}{\rho_0}(\rho_0 + P_a + \frac{1}{3}P_b)$.

In this model, $\rho(a)$ contains cosmic matter contribution $\Omega_{m0}a^3$ and the cosmic dark energy composition $1 - \Omega_{m0} - \alpha \ln a$. If we require that the density of each component would be greater than zero, then $\frac{\rho_{de}}{\rho_0} = 1 - \Omega_{m0} + \alpha \ln \frac{1}{a} > 0$, so the part of $a > \exp(\frac{1-\Omega_{m0}}{\alpha}) > 1$ if $\alpha > 0$ and $a < \exp(\frac{1-\Omega_{m0}}{\alpha}) < 1$ if $\alpha < 0$ are out of discussing. Further, if we bend the rules and only require $H^2 = \frac{8\pi G}{3}\rho_0(1 - \Omega_{m0} - \alpha \ln a + \Omega_{m0}a^{-3})$ to be greater than zero, then, for $\alpha > 0$, H^2 goes less than zero with a large a ; For $\alpha < 0$, H^2 increases first and then decreases, and gets the minimum at $a = (-\frac{3}{\alpha}\Omega_{m0})^{\frac{1}{3}}$. Taking an example of $\Omega_{m0} = 0.3$, the $\alpha > -4$ guarantees $H^2 > 0$. The EoS of the dark energy and the dimensionless Hubble parameter take the form, respectively

$$\omega_{de} = \frac{P_{de}}{\rho_{de}} = -1 + \frac{\frac{1}{3}\alpha}{1 - \Omega_{m0} - \alpha \ln a}. \quad (5)$$

$$E(a)^2 = 1 - \Omega_{m0} - \alpha \ln a + \Omega_{m0}a^{-3}. \quad (6)$$

To exhibit dark energy better, we derive the density ratio parameter of the dark energy as follows

$$\Omega_{de} = \frac{1 - \Omega_{m0} - \alpha \ln a}{1 - \Omega_{m0} - \alpha \ln a + \Omega_{m0} a^{-3}}. \quad (7)$$

Two parameters α and Ω_{m0} will be constrained by observations in the following section. On the one hand, when $a = 1$, $\Omega_m = 1 - \Omega_{de} = \Omega_{m0}$. So Ω_{m0} is the present-day dark matter density parameter. On the other hand, when $\alpha = 0$, the model reduces to the flat Λ CDM model. Further, we can see clearly that in the next section, the $\alpha > 0$ for the quintessence case while $\alpha < 0$ corresponded to the phantom case.

III. THE RECONSTRUCTIONS

Unlike the Λ CDM model, this scenario gets the dynamical dark energy within. The natural way to introduce varying dark energy is to assume a scalar field that changes over time and the corresponding pressure and energy are respective i.e. $P_{de} = P_{scalar}$, $\rho_{de} = \rho_{scalar}$. In this section, we discuss the quintessence and phantom scalar field separately. Consider the dark energy as a real scalar field ϕ with the action of stress energy which can be written as

$$S_\phi = - \int d^4x \sqrt{-g} \left[\frac{b}{2} \partial_\mu \phi \partial^\mu \phi + V(\phi) \right], \quad (8)$$

where $\frac{b}{2} g^{\mu\nu} \partial_\mu \phi \partial_\nu \phi$ is the kinetic energy and $V(\phi)$ is the potential energy, $b = 1$ or -1 corresponding to the quintessence case and phantom case, respectively. And the stressenergy tensor is

$$T^{\mu\nu}(\phi) = \partial^\mu \phi \partial^\nu \phi - g^{\mu\nu} \left[\frac{b}{2} \partial_\alpha \phi \partial^\alpha \phi + V(\phi) \right]. \quad (9)$$

If we regard the scalar field as a perfect fluid, the energy density and pressure of the scalar field can be written as

$$\rho_\phi = -\frac{b}{2} g^{\mu\nu} \partial_\mu \phi \partial_\nu \phi + V(\phi), \quad (10)$$

$$P_\phi = -\frac{b}{2} g^{\mu\nu} \partial_\mu \phi \partial_\nu \phi - V(\phi). \quad (11)$$

Assume ϕ is uniform in space and only relies on time i.e. $\phi = \phi(t)$, then Eqs.(10) and (11) can be simplified to

$$\rho_\phi = \frac{b\dot{\phi}^2}{2} + V(\phi), \quad (12)$$

$$P_\phi = \frac{b\dot{\phi}^2}{2} - V(\phi), \quad (13)$$

where the dot denotes the derivatives w.r.t. the cosmic time.

A. The quintessence case

Assume the universe consists of quintessence and matter. By comparing Eqs.(3) and (4) with Eqs.(12) and (13), we can obtain

$$\rho_{de} = \frac{1}{2} \dot{\phi}^2 + V(\phi) = \rho_0 (1 - \Omega_{m0} - \alpha \ln a), \quad (14)$$

$$P_{de} = \frac{1}{2} \dot{\phi}^2 - V(\phi) = \rho_0 (\Omega_{m0} - 1 + \frac{1}{3} \alpha + \alpha \ln a). \quad (15)$$

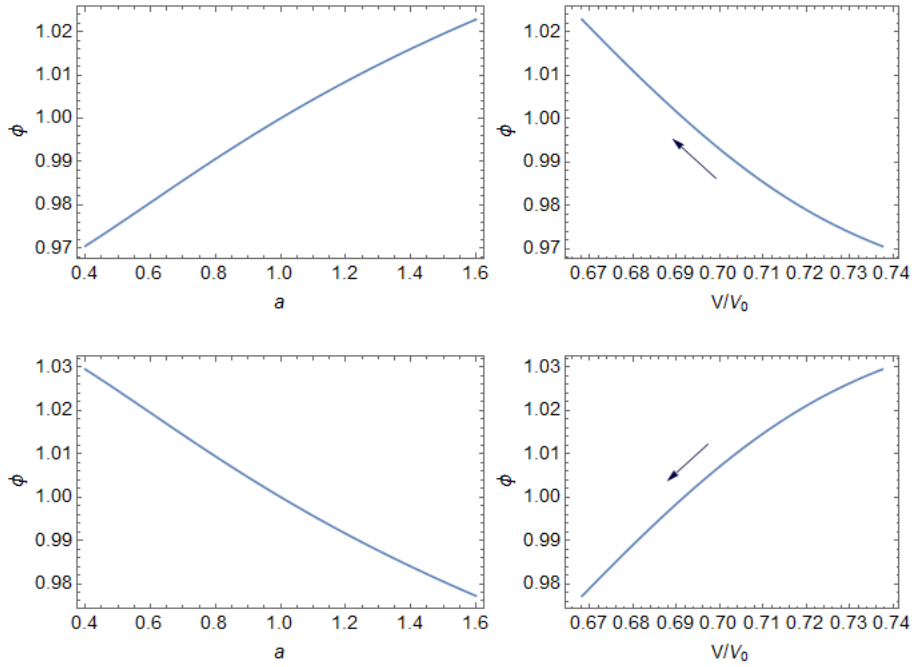


FIG. 1: The quintessence field ϕ versus the scale factor a , and the quintessence field ϕ versus the potential V/V_0 (assume $V_0 = \rho_0$). The upper and lower panels correspond to the plus and minus sign in Eq.(18), respectively. The arrows indicate the evolutionary directions of the potential, and we have used $\Omega_{m0} = 0.3$ and $\alpha = 0.05$ numerically.

Simplify the above two equations, then we have

$$\dot{\phi}^2 = \frac{1}{3}\rho_0\alpha, \quad (16)$$

$$V = \rho_0\left(1 - \Omega_{m0} - \alpha \ln a - \frac{\alpha}{6}\right), \quad (17)$$

$$\frac{d\phi}{da} = (aH)^{-1}\dot{\phi} = \pm \frac{M_{pl}}{a} \sqrt{\frac{\alpha}{1 - \Omega_{m0} - \alpha \ln a + \Omega_{m0}a^{-3}}}, \quad (18)$$

where $M_{pl} \equiv (8\pi G)^{-1/2}$ and $H^2 = \frac{\rho}{3M_{pl}^2}$. In Eq.(18), ' \pm ' corresponds to two solutions. Only when $\alpha > 0$, Eq.(18) is meaningful. So $\alpha > 0$ corresponds to the quintessence case. And from Eq.(5) we know that at this time $\omega_{de} > -1$.

From Eqs.(17) and (18) we can draw the relation between $\phi(a)$ and $V(\phi)$ shown in Fig.1. In Fig.1, from the upper panels we know that ϕ increases as a increases while V decreases as ϕ increases. The lower panels show that ϕ decreases as a increases while V decreases as ϕ decreases. So for quintessence case, V decreases as a increases and it implies ρ_{de} will decrease in the future.

B. The phantom case

Assume the universe consists of phantom and matter. By comparing Eqs.(3) and (4) with Eqs.(12) and (13), we can obtain

$$\rho_{de} = -\frac{1}{2}\dot{\phi}^2 + V(\phi) = \rho_0(1 - \Omega_{m0} - \alpha \ln a), \quad (19)$$

$$P_{de} = -\frac{1}{2}\dot{\phi}^2 - V(\phi) = \rho_0(\Omega_{m0} - 1 + \frac{1}{3}\alpha + \alpha \ln a). \quad (20)$$

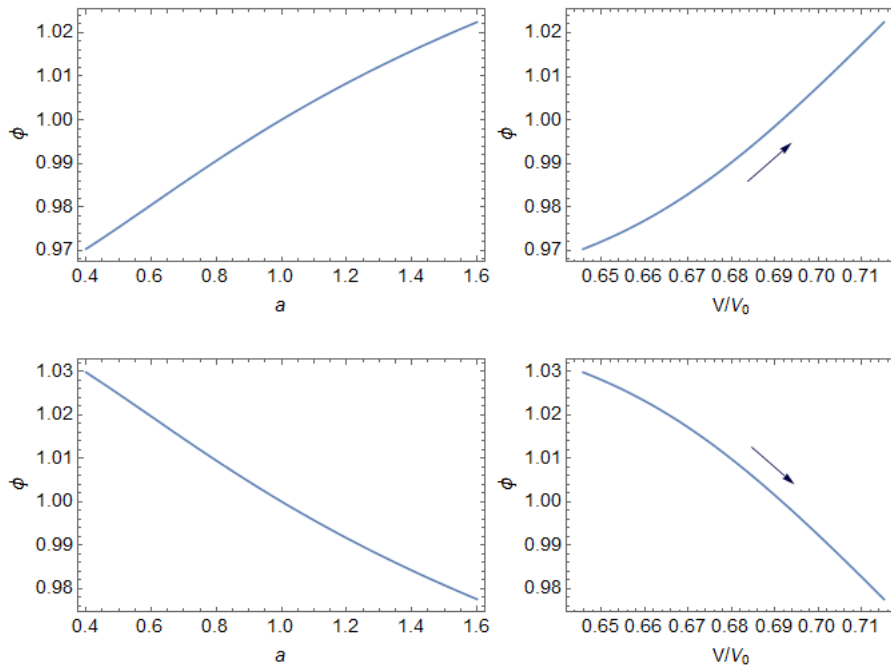


FIG. 2: The phantom field ϕ versus the scale factor a , and the phantom field ϕ versus the potential V/V_0 (Assume $V_0 = \rho_0$). The upper and lower panels correspond to the plus and minus sign in Eq.(23), respectively. The arrows indicate the evolutionary directions of the potential. We have used $\Omega_{m0} = 0.3$ and $\alpha = -0.05$ numerically.

Subsequently, by solving the above two equations, one can derive

$$\dot{\phi}^2 = -\frac{1}{3}\rho_0\alpha, \quad (21)$$

$$V = \rho_0(1 - \Omega_{m0} - \alpha \ln a - \frac{\alpha}{6}), \quad (22)$$

$$\frac{d\phi}{da} = (aH)^{-1}\dot{\phi} = \pm \frac{M_{pl}}{a} \sqrt{-\frac{\alpha}{1 - \Omega_{m0} - \alpha \ln a + \Omega_{m0}a^{-3}}}, \quad (23)$$

where $M_{pl} \equiv (8\pi G)^{-1/2}$ and $H^2 = \frac{\rho}{3M_{pl}^2}$. In Eq.(23), ‘ \pm ’ corresponds to two solutions. Only when $\alpha < 0$, Eq.(23) is meaningful. So $\alpha < 0$ corresponds to the phantom case. From Eq.(5) we know at this time $\omega_{de} < -1$.

From Eqs.(22) and (23) we can draw the relation between $\phi(a)$ and $V(\phi)$ shown in Fig.2. In Fig.2, from the upper panels we know that ϕ increases as a increases while V increases as ϕ increases. And the lower panels show that ϕ decreases as a increases while V increases as ϕ decreases. So for the phantom case, V increases as a increases which implies ρ_{de} will increase in the future and lead $H \rightarrow \infty$ as $a \rightarrow \infty$, and universe will get rip in the end.

IV. THE CONSTRAINTS

A. Type Ia Supernova

Measuring the distance by the light curve of a supernova is one of the most accurate ways to measure the distance to the universe. In this paper we use the Union2.1 SNe Ia dataset[14], which contains 580 SNe Ia. First, we minimize the chi-square

$$\chi_{SN}^2 = \sum_{i=1}^{580} \frac{[\mu_{obs}(z_i) - \mu(z_i)]^2}{\sigma_i^2}, \quad (24)$$

where $\mu_{obs}(z_i)$ is the observed distance modulus, σ_i is the 1σ level of the observed distance modulus for each supernova and $\mu(z_i)$ is the theoretical distance modulus which is defined as

$$\mu_z = 5 \ln \frac{D_L}{H_0} + C = 5 \ln D_L - 5 \ln H_0 + C, \quad (25)$$

where H_0 is the Hubble parameter at $z = 0$, C is the zero value of the distance modulus and D_L is the Hubble-free luminosity distance in a spatially flat FRW universe which can be written as

$$D_L = (1+z) \int_0^z \frac{dz'}{E(z')}, \quad (26)$$

where $E(z)$ is the dimensionless Hubble parameter. Since the zero value C in Eq.(25) of the distance modulus measured in the astronomical observation is arbitrarily selected, H_0 is also arbitrary. In Eq.(25), H_0 appears in $5 \ln H_0$. Assume $x = 5 \ln H_0$ for a uniform distribution, $P(x) = 1$. Then the likelihood for marginalize x can be written as

$$\exp(-\tilde{\chi}_{SN}^2/2) = \int \exp(-\chi_{SN}^2/2) P(x) dx. \quad (27)$$

By solving eq.(27), we get the marginalized result

$$\tilde{\chi}_{SN}^2 = \sum_{i=1}^{580} \frac{\mu_i'^2}{\sigma_i^2} - \frac{(\sum_{i=1}^{580} \mu_i'/\sigma_i^2)^2}{\sum_{i=1}^{580} 1/\sigma_i^2}, \quad (28)$$

where $\mu_i' = \mu_{obs}(z_i) - 5 \ln(1+z_i) \int_0^{z_i} \frac{1}{E(z')} dz'$.

B. Baryon acoustic oscillations

BAO is the fluctuations of the visible baryonic matter density on the length scale after the pre-recombination universe, and the BAO peak is centered on a comoving distance equal to the sound horizon at the drag epoch, r_s . BAO can be measured in the transverse and radial direction. The transverse measurement $\frac{D_L H_0}{(1+z)r_s}$ is sensitive to the photometric redshift, where D_L is the Hubble-free luminosity distance shown in Eq.(26); While the radial measurement D_H/r_s is correlative to the Hubble parameter $H(z)$, where $D_H = \frac{c}{H_0 E(z)}$ is the Hubble distance. The geometrical mean of radial and transverse distance named the volume averaged comoving angular diameter distance $D_v(z)$ is given by

$$D_v(z) = \frac{c}{H_0} \left[\frac{D_L^2 z}{(1+z)^2 E(z)} \right]^{1/3}, \quad (29)$$

Then we get the observables $d(z)$ and $A(z)$ which can be written as

$$d(z) = \frac{r_s}{D_v(z)}, \quad (30)$$

$$A(z) = \frac{D_v(z) \sqrt{0.3 H_0^2}}{cz}. \quad (31)$$

In this section, H_0 and r_s are the extra parameters so we use the data of Plank15 for $H_0 = 67.3 \text{ km s}^{-1} \text{ Mpc}^{-1}$ and $r_s = 147.33 \text{ Mpc}$. And the BAO data used in this paper are listed in Table I. Next, by using the datasets [15][16], [17], [18] and [19][20][21][22], we need to calculate the chi-squares, respectively which are written as

$$\chi_1^2 = \sum_{i=1}^2 \left[\frac{d_{obs}(z_i) - d(z_i)}{\sigma_i^2} \right]^2, \quad (32)$$

$$\chi_2^2 = \sum_{i,j=1}^2 [d_{obs}(z_i) - d(z_i)] C_{ij}^{-1} [d_{obs}(z_j) - d(z_j)], \quad (33)$$

Data	z	$d(z)$	$A(z)$	D_H/r_s
6dFGS[15]	0.106	0.336 ± 0.015		
BOSS DR9[16]	0.57	0.0732 ± 0.0012		
SDSS DR7[17]	0.2	0.1905 ± 0.0061		
SDSS DR7[17]	0.35	0.1097 ± 0.0036		
WiggleZ[18]	0.44		0.474 ± 0.034	
WiggleZ[18]	0.6		0.442 ± 0.020	
WiggleZ[18]	0.73		0.424 ± 0.021	
BOSS DR11[19]	2.34			9.18 ± 0.28
BOSS DR11[20]	2.36			9.0 ± 0.3
SDSS DR12[21]	2.33			9.07 ± 0.31
SDSS DR12[22]	2.4			8.94 ± 0.22

TABLE I: The BAO data at the 1σ level used in this paper.

$$\chi_3^2 = \sum_{i,j=1}^3 [A_{obs}(z_i) - A(z_i)] C_{Aij}^{-1} [A_{obs}(z_j) - A(z_j)], \quad (34)$$

$$\chi_4^2 = \sum_{i=1}^4 \left[\frac{D_{Hobs}(z_i)/r_s - D_H(z_i)/r_s}{\sigma_i^2} \right]^2, \quad (35)$$

where $C^{-1} = \begin{pmatrix} 30124 & -17227 \\ -17227 & 30124 \end{pmatrix}$ and $C_A^{-1} = \begin{pmatrix} 1040.3 & -807.5 & 336.8 \\ -807.5 & 3720.3 & -1551.9 \\ 336.8 & -1551.9 & 2914.9 \end{pmatrix}$.

And then we get

$$\chi_{BAO}^2 = \chi_1^2 + \chi_2^2 + \chi_3^2 + \chi_4^2. \quad (36)$$

C. Observational Hubble parameter data

The observational methods for H_0 are the differential age method, the radial BAO size method and the gravitational wave method. In this paper, we use a compilation of 33 uncorrelated data points measured by the differential age method listed in Table II. Then we need to figure out

$$\chi_{OHD}^2 = \sum_{i=1}^{33} \left[\frac{H_{obs}(z_i) - H(z_i)}{\sigma_i^2} \right]^2. \quad (37)$$

Finally, the total χ_{tot}^2 is given by

$$\chi_{tot}^2 = \tilde{\chi}_{SN}^2 + \chi_{BAO}^2 + \chi_{OHD}^2. \quad (38)$$

The observational constraints on the model parameter pair (Ω_{m0}, α) are shown in Fig.3; The best-fit values at the 1σ level of parameters Ω_{m0} and α from the joint constraints SNe Ia+BAO+OHD are listed in Table III; The relations of (a, ω_{de}) , (a, q) and (a, Ω_{de}) compared with our model for the best-fit values which is the quintessence case and the Λ CDM model for $\Omega_{m0} = 0.27$ are shown in Fig. 4, where $q(a)$ is the deceleration parameter written as

$$q(a) \equiv -\frac{a\ddot{a}}{\dot{a}^2} = -\frac{a}{E(a)} \frac{dE(a)}{da} - 1. \quad (39)$$

From Fig.3 and Table III, we can see that the range of Ω_{m0} is acceptable and the range of α supports quintessence behavior slightly. But it can't be completely excluded phantom case at the 1σ level. From Fig.4, the evolutionary trajectories of ω_{de} , q and Ω_{de} can't be distinguished from the Λ CDM model at the 1σ level. Therefore, we will adopt the Om diagnostic and statefinder to discriminate our model from the Λ CDM model better. From the middle panel of Fig.4, we can find that the universe of our model is accelerating expansion which fits the observation. Interestingly,

z	$H/kms^{-1}Mpc^{-1}$	$\sigma/kms^{-1}Mpc^{-1}$	Ref.
0.07	69	19.68	[23]
0.09	69	12	[24]
0.1	69	12	[25]
0.12	68.6	26.2	[23]
0.17	83	8	[26]
0.1791	75	4	[27]
0.1993	75	5	[27]
0.2	72.9	29.6	[23]
0.27	77	14	[26]
0.28	88.8	36.6	[23]
0.3519	83	14	[27]
0.36	81.2	5.9	[28]
0.3802	83	13.5	[29]
0.4	95	17	[26]
0.4004	77	10.2	[29]
0.4247	87.1	11.2	[29]
0.4497	92.8	12.9	[29]
0.47	89	50	[28]
0.4783	80.9	9	[29]
0.48	97	62	[25]
0.5929	104	13	[27]
0.6797	92	8	[27]
0.7812	105	12	[27]
0.8754	125	17	[27]
0.88	90	40	[25]
0.9	117	23	[26]
1.037	154	20	[27]
1.3	168	17	[26]
1.363	160	33.6	[30]
1.43	177	18	[26]
1.53	140	14	[26]
1.75	202	40	[26]
1.965	186.5	50.4	[30]

TABLE II: The observational Hubble parameter data measured by the differential age method used in this paper.

from the right panel of Fig.4, it seems that Ω_{de} of our model will gradually coincide with the Λ CDM one which tends to be a de-sitter universe. But in this model, for the quintessence case (the shaded region above the red dashed line in the right panel of Fig.4), if we extend a , we can find Ω_{de} starts to go down which is very different from the Λ CDM model. For the phantom case (the shaded region below the red dashed line in the right panel of Fig.4), although Ω_{de} of our model rises monotonously as same as the Λ CDM model, it will go to a little rip in the final while the Λ CDM model will go to the pseudo-rip. The detail of rip will be discussed at the rip section below.

	SNe Ia+OHD+BAO
Ω_{m0}	$0.270^{+0.039}_{-0.034}$
α	$0.210^{+0.328}_{-0.332}$

TABLE III: The best-fit values at the 1σ level of parameters Ω_{m0} and α from the joint constraints SNe Ia+BAO+OHD.

V. DISCRIMAINATIONS BY $Om(a)$ DIAGNOSTIC AND THE STATEFINDER

As more and more dark energy models are proposed so far, how to discriminate different dark energy models becomes an important and meaningful issue. In the first part of this section, we employ $Om(a)$ diagnostic to distinguish our model with the best-fit values from the Λ CDM model. In the second part, we use the statefinder parameters to discriminate among the quintessence picture, the phantom picture and the Λ CDM model.

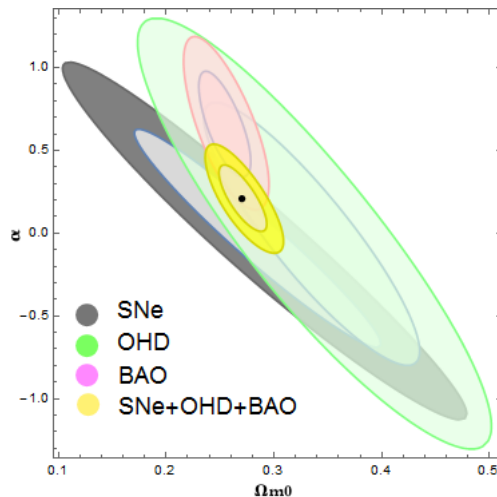


FIG. 3: The 1σ and 2σ level ranges of the model parameter pair (Ω_{m0}, α) for using SNe Ia data (grey), OHD data (green), BAO data (pink) and the combined data of SNe Ia+OHD+BAO (yellow).

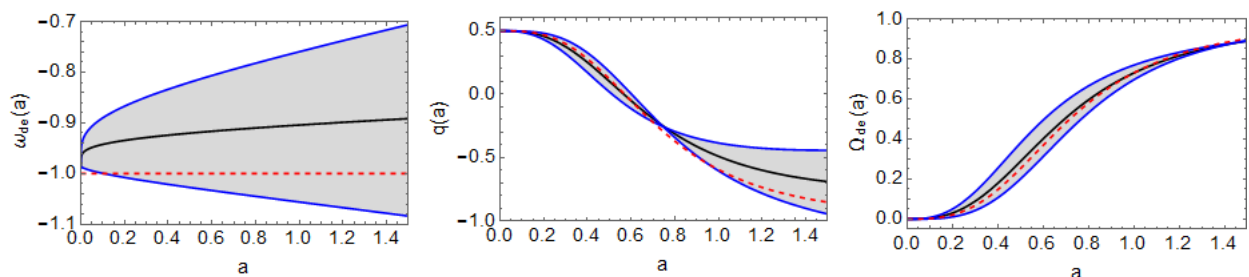


FIG. 4: The relations of (a, ω_{de}) (left panel), (a, q) (middle panel) and (a, Ω_{de}) (right panel) compared with our model and the Λ CDM model. The black line and red dashed line correspond to our model with the best-fit values listed in Table III and the Λ CDM model with $\Omega_{m0} = 0.27$, respectively. The shaded region and blue lines represent the 1σ level regions and corresponding boundaries.

A. $Om(a)$ Diagnostic

The $Om(a)$ diagnostic[31] is a geometrical method which combines Hubble parameter and redshift to discriminate the dark energy models by measuring their deviation from the Λ CDM model. Om is defined as

$$Om(a) = \frac{E^2(a) - 1}{a^{-3} - 1}. \quad (40)$$

For a spatially flat Λ CDM model, $E^2(a) = \Omega_{m0}a^{-3} + (1 - \Omega_{m0})$. So $Om(a)|_{\Lambda CDM} - \Omega_{m0} = 0$ which provides a null test of Λ CDM hypothesis.

In Fig.5, we plot the evolutionary trajectories of our model and the Λ CDM model. From Fig.5 we can see that our model has a relatively large deviation from the Λ CDM model at high redshifts and gradually approaches the Λ CDM model at low redshifts and in the future evolution. But they can be easily distinguished from each other at the 1σ level all along. The Om diagnostic discriminates our model from the Λ CDM model very well.

B. Statefinder

The $Om(a)$ diagnostic relies on the first order derivative of the scale factor with the respect to cosmic time alone while the statefinder[32] relies on the higher order derivatives. The geometric parameter pair (r, s) are defined as

$$r \equiv \frac{\ddot{a}}{aH^3}, \quad (41)$$

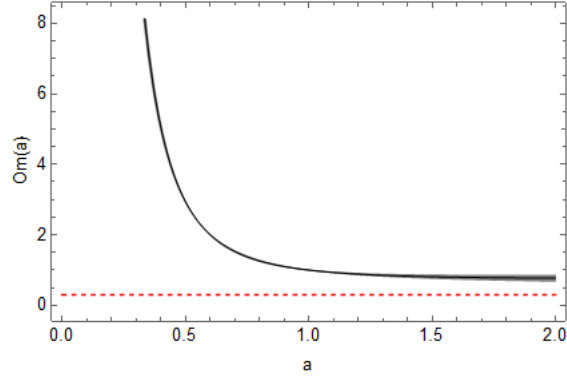


FIG. 5: The Om diagnostic for our model and the Λ CDM model. The black line represents our model with the best-fit values listed in Table III. The red dashed line represents the Λ CDM model with $\Omega_{m0} = 0.3$. The shaded region represents the 1σ level regions.

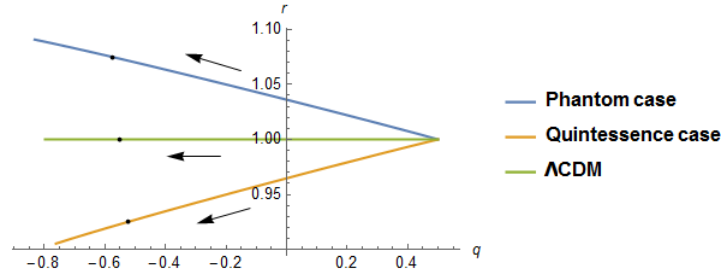


FIG. 6: The statefinder pair (q, r) for quintessence case (blue line), phantom case (orange line) and the Λ CDM model (green line). Arrows represent the directions of time evolution. The spots indicate the present epoch. We have used $\Omega_{m0} = 0.3$, $\alpha = 0.05$ for quintessence case, $\Omega_{m0} = 0.3$, $\alpha = -0.05$ for phantom case and $\Omega_{m0} = 0.3$, $\alpha = 0$ for the Λ CDM model.

$$s \equiv \frac{r - 1}{3(q - \frac{1}{2})}, \quad (42)$$

where q is the deceleration parameter shown in Eq.(39). By using Eqs.(41) and (42) we can derive q and s of our model and the Λ CDM model, and they are listed in Table IV. For the better comparison, we also list the dimensionless Hubble parameter E , the density ratio parameter of the matter Ω_m and the deceleration parameter q in Table IV.

	our model	the Λ CDM model
E^2	$1 - \Omega_{m0} - \alpha \ln a + \Omega_{m0}a^{-3}$	$1 - \Omega_{m0} + \Omega_{m0}a^{-3}$
Ω_m	$\frac{\Omega_{m0}a^{-3}}{1 - \Omega_{m0} - \alpha \ln a + \Omega_{m0}a^{-3}}$	$\frac{\Omega_{m0}a^{-3}}{1 - \Omega_{m0} + \Omega_{m0}a^{-3}}$
q	$-1 + \frac{3}{2}\Omega_m + \frac{\alpha}{2E^2}$	$-1 + \frac{3}{2}\Omega_m$
r	$1 - \frac{3\alpha}{2E^2}$	1
s	$\frac{\alpha}{3E^2 - 3\Omega_{m0}a^{-3} - \alpha}$	0

TABLE IV: The comparison of different parameters between our model and the Λ CDM model.

Fig.6 shows the relation between q and r . The relation between r and s is shown in Fig.7. Both of two figures indicate that the quintessence case and the phantom case can be well distinguished from the Λ CDM model and will gradually deviate from each other. Interestingly, in Fig.7, when two cases deviate slightly from $a = 0$, they both oscillate up and down at point $(1,0)$ and constantly overlap. Then they quickly move away from point $(1,0)$ in the opposite directions and immediately tend to be stabilized and part ways. It implies that this two cases may share the same phase at the birth of the universe.

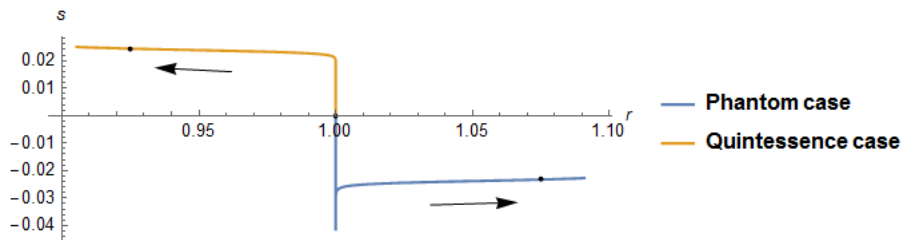


FIG. 7: The statefinder pair (r, s) for quintessence case (blue line), phantom case (orange line) and the Λ CDM model (the fixed point $(1, 0)$). Arrows represent the directions of time evolution. The spots indicate the present epoch. We have used $\Omega_{m0} = 0.3$, $\alpha = 0.05$ for quintessence case and $\Omega_{m0} = 0.3$, $\alpha = -0.05$ for phantom case.

VI. THE RIP

From the conservation equation $\dot{\rho} = -3H\rho(1 + \omega)$ we know that the density will increase in the future when the EoS of dark energy $\omega_{de} < -1$ which corresponds the phantom case. Based on various evolutionary behaviors of $H(t)$, we divide the ultimate fates of the universe into the following categories[33]: (1) The big rip, for which $H(t) \rightarrow \infty$ at finite time. At that time, the dark energy density is infinity and produces an infinite repulsion, the gravitationally bound system will be dissociated in order of large to small[34]. (2) The little rip, for which $H(t) \rightarrow \infty$ at infinite time. This scenario has no singularity in the future whereas also leads to a dissolution of bounds structures at some point in the future[35]. (3) The pseudo-rip, for which $H(t) \rightarrow \text{constant}$ which is an intermediate case between the de-Sitter cosmology and the little rip. Next, we will make a rip analysis for the phantom case of our model briefly. For our model, the Hubble parameter is

$$H^2 = \left(\frac{\dot{a}}{a}\right)^2 = \frac{8\pi G}{3}\rho_0(1 - \Omega_{m0} - \alpha \ln a + \Omega_{m0}a^{-3}), \quad (43)$$

and $\alpha < 0$ for the phantom case. When $a \rightarrow \infty$, Eq.(43) can be simplified as

$$\left(\frac{\dot{a}}{a}\right)^2 \rightarrow \frac{8\pi G}{3}\rho_0(-\alpha \ln a) \equiv n \ln a, \quad (44)$$

where $n \equiv -\frac{8\pi G}{3}\rho_0\alpha$. By solving the differential Eq.(44), we can obtain the scale factor a as a function of time t

$$a = \exp[n(t - t_0)^2/4], \quad (45)$$

where t_0 is the present value of time. Substitute Eq.(45) to Eq.(44), we get

$$H = \frac{1}{2}n(t - t_0). \quad (46)$$

From Eq.(46) we can find $H(t) \rightarrow \infty$ as time goes to infinity. So the ultimate fate of the phantom case of our model is the little rip.

VII. CONCLUSIONS AND DISCUSSIONS

In this paper, we propose a pressure parametric model of the total energy components in a spatially flat FRW universe. This model has two parameters Ω_{m0} and α where Ω_{m0} is the present-day dark matter density parameter and α displays the model difference from the flat Λ CDM model. By constraining with the datasets of SNe Ia, BAO and OHD, we find that $\Omega_{m0} = 0.270_{-0.034}^{+0.039}$ and $\alpha = 0.210_{-0.332}^{+0.328}$ at the 1σ level which means our universe slightly biases towards quintessence behavior while it can not be completely excluded phantom at the 1σ level. And it also implies that our model includes the Λ CDM model when $\alpha = 0$. Then we use $Om(a)$ diagnostic to discriminate our model with the best-fit values from the Λ CDM model. We find that our model deviates relatively far from the Λ CDM model at high redshifts and gradually approaches the Λ CDM model in the future. However they can be easily distinguished from each other at the 1σ level all along. Next, we use the statefinder to discriminate among the quintessence case, the phantom case and the Λ CDM model. Both of panels (q, r) and (r, s) indicate that quintessence and phantom scenarios can be well distinguished from the Λ CDM model and will gradually deviate from each other. Finally, we

discuss the fate of universe evolution named the rip analysis for the phantom case of our model and find that the universe will run into a little rip stage which has no singularity in the future whereas also leads to a dissolution of bound structures at some point in the future.

On the one hand, dark energy phenomenon has appeared about two decades, but we still do not know its physical reality. While waiting for upcoming new observations, lots of theoretical efforts need continuously paid with the hope we can understand it better. On the other hand, the constraints give a tiny α , so this model can also provide a possible solution for other studies to approximate the pressure at low redshifts.

Acknowledgments

Wang Jun-Chao thanks Yao Yan-Hong and Yan Yang-Jie for the fruitful discussions. This study is supported in part by the National Science Foundation of China.

-
- [1] Riess A G, Filippenko A V, Challis P, et al. Observational evidence from supernovae for an accelerating universe and a cosmological constant[J]. *The Astronomical Journal*, 1998, 116(3): 1009.
 - [2] Perlmutter S, Turner M S, White M. Constraining dark energy with type Ia supernovae and large-scale structure[J]. *Physical Review Letters*, 1999, 83(4): 670.
 - [3] Carroll S M. The cosmological constant[J]. *Living Reviews in Relativity*, 2001, 4(1): 1.
 - [4] Weinberg S. The cosmological constant problem[J]. *Reviews of modern physics*, 1989, 61(1): 1.
 - [5] Chevallier M, Polarski D. Accelerating universes with scaling dark matter[J]. *International Journal of Modern Physics D*, 2001, 10(02): 213-223.
 - [6] Linder E V. Exploring the expansion history of the universe[J]. *Physical Review Letters*, 2003, 90(9): 091301.
 - [7] Jassal H K, Bagla J S, Padmanabhan T. WMAP constraints on low redshift evolution of dark energy[J]. *Monthly Notices of the Royal Astronomical Society: Letters*, 2005, 356(1): L11-L16.
 - [8] Wetterich C. Phenomenological parameterization of quintessence[J]. *Physics Letters B*, 2004, 594(1): 17-22.
 - [9] Sen A A. Deviation from Λ CDM: Pressure parametrization[J]. *Physical Review D*, 2008, 77(4): 043508.
 - [10] Kumar S, Nautiyal A, Sen A A. Deviation from CDM with cosmic strings networks[J]. *The European Physical Journal C*, 2013, 73(9): 2562.
 - [11] Zhang Q, Yang G, Zou Q, et al. Exploring the low redshift universe: two parametric models for effective pressure[J]. *The European Physical Journal C*, 2015, 75(7): 300.
 - [12] Yang G, Wang D, Meng X. Diagnostics and future evolution analysis of the two parametric models[J]. *arXiv preprint arXiv:1602.02552*, 2016.
 - [13] Wang D, Yan Y J, Meng X H. A new pressure-parametrization unified dark fluid model[J]. *The European Physical Journal C*, 2017, 77(4): 263.
 - [14] Suzuki N, Rubin D, Lidman C, et al. The Hubble Space Telescope Cluster Supernova Survey. V. Improving the dark-energy constraints above $z \lesssim 1$ and building an early-type-hosted supernova sample[J]. *The Astrophysical Journal*, 2012, 746(1): 85.
 - [15] Beutler F, Blake C, Colless M, et al. The 6dF Galaxy Survey: baryon acoustic oscillations and the local Hubble constant[J]. *Monthly Notices of the Royal Astronomical Society*, 2011, 416(4): 3017-3032.
 - [16] Anderson L, Aubourg E, Bailey S, et al. The clustering of galaxies in the SDSS-III Baryon Oscillation Spectroscopic Survey: baryon acoustic oscillations in the Data Release 9 spectroscopic galaxy sample[J]. *Monthly Notices of the Royal Astronomical Society*, 2012, 427(4): 3435-3467.
 - [17] Percival W J, Reid B A, Eisenstein D J, et al. Baryon acoustic oscillations in the Sloan Digital Sky Survey data release 7 galaxy sample[J]. *Monthly Notices of the Royal Astronomical Society*, 2010, 401(4): 2148-2168.
 - [18] Blake C, Kazin E A, Beutler F, et al. The WiggleZ Dark Energy Survey: mapping the distanceredshift relation with baryon acoustic oscillations[J]. *Monthly Notices of the Royal Astronomical Society*, 2011, 418(3): 1707-1724.
 - [19] Delubac T, Bautista J E, Rich J, et al. Baryon acoustic oscillations in the Ly forest of BOSS DR11 quasars[J]. *Astronomy and Astrophysics*, 2015, 574: A59.
 - [20] Font-Ribera A, Kirkby D, Miralda-Escud J, et al. Quasar-Lyman forest cross-correlation from BOSS DR11: Baryon Acoustic Oscillations[J]. *Journal of Cosmology and Astroparticle Physics*, 2014, 2014(05): 027.
 - [21] Bautista J E, Guy J, Rich J, et al. Measurement of baryon acoustic oscillation correlations at $z = 2.3$ with SDSS DR12 Ly-Forests[J]. *Astronomy and Astrophysics*, 2017, 603: A12.
 - [22] des Bourboux H M, Le Goff J M, Blomqvist M, et al. Baryon acoustic oscillations from the complete SDSS-III Ly-quasar cross-correlation function at $z = 2.4$ [J]. *Astronomy and Astrophysics*, 2017, 608: A130.
 - [23] Zhang C. C. Zhang, H. Zhang, S. Yuan, S. Liu, T.-J. Zhang, and Y.-C. Sun. Four New Observational $H(z)$ Data From Luminous Red Galaxies of Sloan Digital Sky Survey Data Release Seven, *Res. Astron. Astrophys.* 14, 1221 (2014)[J]. *Res. Astron. Astrophys.*, 2014, 14: 1221.

- [24] Jimenez R, Verde L, Treu T, et al. Constraints on the equation of state of dark energy and the Hubble constant from stellar ages and the cosmic microwave background[J]. *The Astrophysical Journal*, 2003, 593(2): 622.
- [25] Stern D. D. Stern, R. Jimenez, L. Verde, M. Kamionkowski, and SA Stanford, J. *Cosmol. Astropart. Phys.* 02 (2010) 008[J]. *J. Cosmol. Astropart. Phys.*, 2010: 008.
- [26] Simon J, Verde L, Jimenez R. Constraints on the redshift dependence of the dark energy potential[J]. *Physical Review D*, 2005, 71(12): 123001.
- [27] Moresco M, Cimatti A, Jimenez R, et al. Improved constraints on the expansion rate of the Universe up to $z = 1.1$ from the spectroscopic evolution of cosmic chronometers[J]. *Journal of Cosmology and Astroparticle Physics*, 2012, 2012(08): 006.
- [28] Wang Y, Zhao G B, Chuang C H, et al. The clustering of galaxies in the completed SDSS-III Baryon Oscillation Spectroscopic Survey: a tomographic analysis of structure growth and expansion rate from anisotropic galaxy clustering[J]. arXiv preprint arXiv:1709.05173, 2017.
- [29] Moresco M, Pozzetti L, Cimatti A, et al. A 6% measurement of the Hubble parameter at $z = 0.45$: direct evidence of the epoch of cosmic re-acceleration[J]. *Journal of Cosmology and Astroparticle Physics*, 2016, 2016(05): 014.
- [30] Moresco M. Raising the bar: new constraints on the Hubble parameter with cosmic chronometers at $z = 2$ [J]. *Monthly Notices of the Royal Astronomical Society: Letters*, 2015, 450(1): L16-L20.
- [31] Sahni V, Shafieloo A, Starobinsky A A. Two new diagnostics of dark energy[J]. *Physical Review D*, 2008, 78(10): 103502.
- [32] Sahni V, Saini T D, Starobinsky A A, et al. Statefinder: a new geometrical diagnostic of dark energy[J]. *Journal of Experimental and Theoretical Physics Letters*, 2003, 77(5): 201-206.
- [33] Frampton P H, Ludwick K J, Scherrer R J. Pseudo-rip: Cosmological models intermediate between the cosmological constant and the little rip[J]. *Physical Review D*, 2012, 85(8): 083001.
- [34] Caldwell R R, Kamionkowski M, Weinberg N N. Phantom energy: dark energy with $w < -1$ causes a cosmic doomsday[J]. *Physical Review Letters*, 2003, 91(7): 071301.
- [35] Frampton P H, Ludwick K J, Scherrer R J. The little rip[J]. *Physical Review D*, 2011, 84(6): 063003.