
Data augmentation instead of explicit regularization

Alex Hernández-García

Institute of Cognitive Science
University of Osnabrück, Germany
ahernandez@uos.de

Peter König

Institute of Cognitive Science
University of Osnabrück, Germany
pkoenig@uos.de

Abstract

Modern deep artificial neural networks have achieved impressive results through models with a very large number of parameters—compared to the number of training examples—that control overfitting with the help of regularization. Regularization can be implicit, as is the case of stochastic gradient descent and parameter sharing in convolutional layers, or explicit. Explicit regularization techniques, most common forms are weight decay and dropout, reduce the effective capacity of the model and typically require the use of deeper and wider architectures to compensate for the reduced capacity. Although these techniques have proven successful in terms of improved generalization, they seem to *waste* some capacity. In contrast, data augmentation techniques rely on increasing the number of training examples to improve generalization without reducing the effective capacity. Unlike weight decay and dropout, data augmentation is independent of the specific network architecture, since it is applied on the training data. In this paper we systematically compare data augmentation and explicit regularization on some popular architectures and data sets. Our results demonstrate that data augmentation alone can achieve the same performance or higher as regularized models and exhibits much higher adaptability to changes in the architecture and the amount of training data.

1 Introduction

One of the central issues in machine learning research and application is finding ways of improving generalization. Regularization, loosely defined as any modification applied to a learning algorithm that helps prevent overfitting, plays therefore a key role in machine learning (Girosi et al., 1995; Müller, 2012). In the case of deep learning, where the neural networks tend to have several orders of magnitude more parameters than training examples, statistical learning theory (Vapnik and Chervonenkis, 1971) indicates that regularization becomes even more crucial. Accordingly, a myriad of tools and techniques have been proposed as regularizers: early stopping (Plaut et al., 1986), weight decay (Hanson and Pratt, 1989) and other L^p penalties; dropout (Srivastava et al., 2014) and stochastic depth (Huang et al., 2016), to name a few examples. Moreover, whereas in simple machine learning algorithms the regularizers can be easily identified as explicit terms in the objective function, in modern deep neural networks the sources of regularization are not only explicit, but implicit (Neyshabur et al., 2014). In this regard, many techniques have been studied for their regularization effect, despite not being explicitly intended as such. That is the case of unsupervised pre-training (Erhan et al., 2010), multi-task learning (Caruana, 1998), convolutional layers (LeCun et al., 1990), batch normalization (Ioffe and Szegedy, 2015) or adversarial training (Szegedy et al., 2013). Therefore, there are multiple elements in deep learning that contribute to reduce overfitting and thus improve generalization.

Driven by the success of such techniques and the efficient use of GPUs, considerable research effort has been devoted to finding ways of training deeper and wider networks with larger capacity (Simonyan and Zisserman, 2014; He et al., 2016; Zagoruyko and Komodakis, 2016). Ironically, their effective capacity is eventually reduced in practice by the use of explicit regularization, most

commonly weight decay and dropout. It is known, for instance, that the gain in generalization provided by dropout comes at the cost of using larger models and training for longer (Goodfellow et al., 2016). Hence, it seems that with these standard regularization methods deep networks are wasting capacity (Dauphin and Bengio, 2013).

Unlike explicit regularization, data augmentation improves generalization without reducing the effective capacity of the model. Data augmentation, that is synthetically expanding a data set by applying transformations on the available examples, has been long used in machine learning (Simard et al., 1992) and identified as a critical component of many recent successful models, like AlexNet (Krizhevsky et al., 2012), All-CNN (Springenberg et al., 2014) or ResNet (He et al., 2016), among others. Although it is most popular in computer vision, data augmentation has also proven effective in speech recognition (Jaitly and Hinton, 2013), music source separation (Uhlich et al., 2017) or text categorization (Lu et al., 2006). Today, data augmentation is an almost ubiquitous technique in deep learning, which can also be regarded as an implicit regularizer as it improves generalization.

Recently, the deep learning community has become more aware of the importance of data augmentation (Hernández-García and König, 2018b) and new techniques, such as cutout (DeVries and Taylor, 2017a) or augmentation in the feature space (DeVries and Taylor, 2017b), have been proposed. Very interestingly, a promising avenue for future research has been set by recently proposed models that automatically learn the data transformations (Hauberg et al., 2016; Lemley et al., 2017; Ratner et al., 2017; Antoniou et al., 2017). Nonetheless, another study by Perez and Wang (2017) analyzed the performance of different techniques for object recognition and concluded that one of the most successful techniques so far is still the traditional data augmentation carried out in most studies.

However, despite its popularity, the literature lacks, to our knowledge, a systematic analysis of the impact of data augmentation on convolutional neural networks compared to explicit regularization. It is a common practice to train the models with both explicit regularization, typically weight decay and dropout, and data augmentation, assuming they complement each other. Zhang et al. (2017) included data augmentation in their analysis of generalization of deep networks, but it was questionably considered an explicit regularizer similar to weight decay and dropout. Later, Hernández-García and König (2018b) contrasted data augmentation and explicit regularization in a preliminary study and here we extend the analysis with further empirical results and a more thorough discussion.

In this work, we first discuss in Section 2 the difference between explicit and implicit regularization and propose definitions that aim at solving the ambiguity in the literature. Within that framework, we discuss why data augmentation should not be considered explicit regularization and how rethinking implicit regularization can help understand generalization in deep learning. Then, we empirically analyze the role of data augmentation in convolutional neural networks and contrast it to some popular explicit regularization techniques by following up the methodology used by Hernández-García and König (2018b): we compare the performance of models trained with and without explicit regularization, as well as with different levels of augmentation on several benchmarks. Further, we test the potential of data augmentation to enhance learning from fewer training examples (Section 4.2) and to adapt to changes in the architecture without any additional fine-tuning (Section 4.3).

2 Explicit and Implicit Regularization

Zhang et al. (2017) raised the thought-provoking idea that “explicit regularization may improve generalization performance, but is neither necessary nor by itself sufficient for controlling generalization error.” The authors came to this conclusion from the observation that turning off the explicit regularizers of a model does not prevent the model from generalizing reasonably well—although the performance does get degraded. This contrasts with traditional machine learning involving convex optimization, where regularization is necessary to avoid overfitting and generalize (Vapnik and Chervonenkis, 1971). Such observation led the authors to suggest “rethinking generalization” in order to understand deep learning.

We argue it is not necessary to rethink generalization if we instead rethink regularization and, in particular, data augmentation. Despite their thorough analysis and relevant conclusions, Zhang et al. (2017) arguably underestimate the role of implicit regularization and consider data augmentation an explicit form of regularization comparable to weight decay and dropout. This indicates how the terms explicit and implicit regularization have been used subjectively and inconsistently in the literature

before (Neyshabur et al., 2014). Thus, in order to avoid the ambiguity and facilitate the discussion, we propose the following definitions of explicit and implicit regularization:

- **Explicit regularization techniques** are those *specifically* and solely designed to constrain the effective capacity of a given model in order to reduce overfitting. Furthermore, explicit regularizers are not a structural or essential part of the network architecture, the data or the learning algorithm and can typically be added or removed easily.
- **Implicit regularization** is the reduction of the generalization error or overfitting provided by characteristics of the network architecture, the training data or the learning algorithm, which are not specifically designed to constrain the effective capacity of the given model.

Whereas explicit regularizers, such as weight decay and dropout, mitigate overfitting by blindly reducing the effective capacity of a model, many of the elements of neural networks that provide an implicit regularization effect achieve so by more effectively capturing useful characteristics of the data (Neyshabur et al., 2014). For instance, convolutional layers successfully regularize the models by imposing a parameter sharing strategy that incorporates some essential prior domain knowledge. Data augmentation, in turn, extends the training data through meaningful and plausible transformations. Other elements, such as the stochastic gradient descent (SGD) algorithm or batch normalization, seem to implicitly regularize the models by effectively exploiting the noise in their estimations (Ioffe and Szegedy, 2015; Zhang et al., 2017). In conclusion, we argue that the reason why explicit regularization may no longer be necessary is that neural networks are already implicitly regularized by many elements that provide a more successful inductive bias.

Under this light, we argue that data augmentation should not be considered an explicit regularizer, as in Zhang et al. (2017), due to some fundamental properties: Notably, data augmentation does not reduce the effective capacity of the model. Instead, data augmentation increases the number of training examples—although not in an independently distributed way—, what, according to statistical learning, reduces the generalization error. In the remainder of this paper, we present a set of experiments that shed more light on the advantages of data augmentation over explicit regularization—weight decay and dropout.

3 Methods

This section describes the experimental setup for systematically analyzing the role of data augmentation in deep neural networks compared to weight decay and dropout and builds upon the methods used in preliminary studies (Hernández-García and König, 2018a,b).

3.1 Network Architectures

We perform our experiments on two popular architectures that have achieved successful results in object recognition tasks: the all convolutional network, All-CNN (Springenberg et al., 2014) and the wide residual network, WRN (Zagoruyko and Komodakis, 2016). All-CNN has a relatively small number of layers and parameters, whereas WRN is rather deep and has many more parameters.

3.1.1 All Convolutional Network

All-CNN consists exclusively of convolutional layers with ReLU activation (Glorot et al., 2011), it is relatively shallow and has few parameters. For ImageNet, the network has 16 layers and 9.4 million parameters; for CIFAR, it has 12 layers and about 1.3 million parameters. In our experiments to compare the adaptability of data augmentation and explicit regularization to changes in the architecture, we also test a *shallower* version, with 9 layers and 374,000 parameters, and a *deeper* version, with 15 layers and 2.4 million parameters. The four architectures can be described as follows:

where $KCD(S)$ is a $D \times D$ convolutional layer with K channels and stride S , followed by batch normalization and a ReLU non-linearity. $N.Cl.$ is the number of classes and Gl.Avg. refers to global average pooling. The CIFAR network is identical to the All-CNN-C architecture in the original paper, except for the introduction of the batch normalization layers. The ImageNet version also includes batch normalization layers and a stride of 2 instead of 4 in the first layer to compensate for the reduced input size (see below).

ImageNet	96C11(2)–96C1(1)–96C3(2)–256C5(1)–256C1(1)–256C3(2) –384C3(1)–384C1(1)–384C3(2)–1024C3(1)–1024C1(1) –N.Cl.C1(1)–Gl.Avg.–Softmax
CIFAR	2×96C3(1)–96C3(2)–2×192C3(1)–192C3(2)–192C3(1)–192C1(1) –N.Cl.C1(1)–Gl.Avg.–Softmax
Shallower	2×96C3(1)–96C3(2)–192C3(1)–192C1(1) –N.Cl.C1(1)–Gl.Avg.–Softmax
Deeper	2×96C3(1)–96C3(2)–2×192C3(1)–192C3(2)–2×192C3(1) –192C3(2)–192C3(1)–192C1(1)–N.Cl.C1(1)–Gl.Avg.–Softmax

Importantly, we keep the same training parameters as in the original paper in the cases they are reported. Specifically, the All-CNN networks are trained using stochastic gradient descent, with fixed Nesterov momentum 0.9, learning rate of 0.01 and decay factor of 0.1. The batch size for the experiments on ImageNet is 64 and we train during 25 epochs decaying the learning rate at epochs 10 and 20. On CIFAR, the batch size is 128, we train for 350 epochs and decay the learning rate at epochs 200, 250 and 300. The kernel parameters are initialized according to the Xavier uniform initialization (Glorot and Bengio, 2010).

3.1.2 Wide Residual Network

WRN is a modification of ResNet (He et al., 2016) that achieves better performance with fewer layers, but more units per layer. Here we choose for our experiments the WRN-28-10 version (28 layers and about 36.5 M parameters), which is reported to achieve the best results on CIFAR. It has the following architecture:

$$16C3(1)–4\times 160R–4\times 320R–4\times 640R–BN–ReLU–Avg.(8)–FC–Softmax$$

where KR is a residual block with residual function $BN–ReLU–KC3(1)–BN–ReLU–KC3(1)$. BN is batch normalization, Avg.(8) is spatial average pooling of size 8 and FC is a fully connected layer. On ImageNet, the stride of the first convolution is 2. The stride of the first convolution within the residual blocks is 1 except in the first block of the series of 4, where it is set to 2 in order to subsample the feature maps.

Similarly, we keep the training parameters of the original paper: we train with SGD, with fixed Nesterov momentum 0.9 and learning rate of 0.1. On ImageNet, the learning rate is decayed by 0.2 at epochs 8 and 15 and we train for a total of 20 epochs with batch size 32. On CIFAR, we train with a batch size of 128 during 200 epochs and decay the learning rate at epochs 60, 120 and 160. The kernel parameters are initialized according to the He normal initialization (He et al., 2015).

3.2 Data

We perform the experiments on the highly benchmarked data sets ImageNet (Russakovsky et al., 2015) ILSVRC 2012, CIFAR-10 and CIFAR-100 (Krizhevsky and Hinton, 2009). We resize the 1.3 M images from ImageNet into 150×200 pixels, as a compromise between keeping a high resolution and speeding up the training. Both on ImageNet and on CIFAR, the pixel values are in the range $[0, 1]$ and have 32 bits floating precision.

So as to analyze the role of data augmentation, we train every network architecture with two different augmentation schemes as well as with no data augmentation at all:

- **Light augmentation:** This scheme is adopted from the literature, for example (Goodfellow et al., 2013; Springenberg et al., 2014), and performs only horizontal flips and horizontal and vertical translations of 10% of the image size.
- **Heavier augmentation:** This scheme performs a larger range of affine transformations such as scaling, rotations and shear mappings, as well as contrast and brightness adjustment. On ImageNet we additionally perform a random crop of 128×128 pixels. The choice of the allowed transformations is arbitrary and the only criterion was that the objects are still recognizable in general. We deliberately avoid designing a particularly successful scheme. The details of the *heavier* scheme can be consulted in the Appendix A.

3.3 Train and Test

Every architecture is trained on each data set both with explicit regularization—weight decay and dropout as specified in the original papers—and with no explicit regularization. Furthermore, we train each model with the three data augmentation schemes. The performance of the models is computed on the separate test tests. As in other previous works (Krizhevsky et al., 2012; Simonyan and Zisserman, 2014), when the models are trained with either light or heavier data augmentation, we average the softmax posteriors over 10 random *light* augmentations, since slightly better results are obtained.

All the experiments are performed on the neural networks API Keras (Chollet et al., 2015) on top of TensorFlow (Abadi et al., 2015) and on a single GPU NVIDIA GeForce GTX 1080 Ti.

4 Results

This section presents the most relevant results of the experiments comparing the roles of data augmentation and explicit regularization on convolutional neural networks. First, we present the experiments with the original architectures in section 4.1. Then, Sections 4.2 and 4.3 show the results of training the models with fewer training examples and with shallower and deeper versions of the All-CNN architecture.

The figures aim at facilitating the comparison between the models trained with and without explicit regularization, as well as between the different levels of data augmentation. The purple bars (top bar of each pair) correspond to the models trained *without* explicit regularization and the red bars (bottom) to the models trained *with* explicit regularization—weight decay and dropout. The different color shades correspond to the three augmentation schemes. The figures show the relative performance of each model with respect to a particular baseline in order to highlight the relevant comparisons. A detailed and complete report of all the results can be found in the Appendix C. The results on CIFAR refer to the top-1 test accuracy while on ImageNet we report the top-5 test accuracy.

4.1 An Alternative to Explicit Regularization

First, we contrast the regularization effect of data augmentation and weight decay and dropout on the original networks trained with the complete data sets. For that purpose, in Figure 1 we show the relative improvement in test performance achieved by adding each technique or combination of techniques to the baseline model, that is the model trained with neither explicit regularization nor data augmentation. The accuracy of the baseline model is shown on the left of the bars. Table 1 shows the mean and standard deviation of each combination.¹

	None	Light	Heavier
No reg.	<i>baseline</i>	9.19 (4.18)	9.36 (5.33)
WD + Dropout	2.88 (1.90)	8.20 (2.97)	8.14 (4.73)

Table 1: Average accuracy improvement over the baseline model of each combination of data augmentation level and presence of weight decay and dropout.

Several conclusions can be extracted from Figure 1 and Table 1. Most importantly, training with data augmentation alone (top, purple bars) improves the performance as much as or even more than training with both data augmentation and explicit regularization (bottom, red bars), on average 9.28 and 8.17 % respectively. This is quite a surprising and remarkable result: note that the studied architectures achieved state-of-the-art results at the moment of their publication and the models included both light augmentation and weight decay and dropout, whose parameters were presumably finely tuned to achieve higher accuracy. The replication of these results belongs to the middle red bars in Figure 1. We show here that simply removing the weight decay and dropout regularizers—while even keeping all other hyperparameters intact, see Section 3.1—improves the *formerly state-of-the-art* accuracy in 4 of the 6 studied cases.

¹The relative performance of WRN on ImageNet trained with weight decay and dropout with respect to the baseline is negative (-6.22 %) and is neither depicted in Figure 1 nor taken into consideration to compute the average improvements in Table 1.

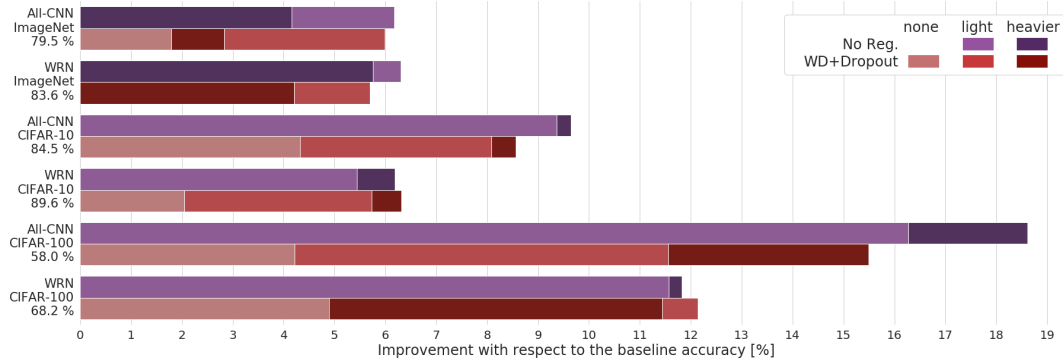


Figure 1: Relative performance improvement of adding data augmentation and explicit regularization to the baseline models, $(accuracy - baseline)/accuracy * 100$. The baseline accuracy is shown on the left of the bars. The results suggest that data augmentation alone (purple bars) can achieve even better performance than the models trained with both weight decay and dropout (red bars).

Second, it can also be observed that the regularization effect of training with weight decay and dropout, an average accuracy improvement of 2.88 % with respect to the baseline model,¹ is much smaller than that of training with data augmentation. Simply applying light augmentation increases the accuracy in 9.19 % on average.

Finally, note that even though the heavier augmentation scheme was deliberately not designed to optimize the performance, in both CIFAR-10 and CIFAR-100 it improves the test performance with respect to the light augmentation scheme. This is not the case on ImageNet, probably due to the increased complexity of the data set. It can be observed though that the effects are in general more consistent in the models trained without explicit regularization. In sum, it seems that the performance gain achieved by weight decay and dropout can be achieved and often improved by data augmentation alone.

4.2 Fewer Available Training Examples

We believe that one of the main drawbacks of explicit regularization techniques is their poor adaptability to changes in the conditions with which the hyperparameters have been tuned. To test this hypothesis and contrast it with the adaptability of data augmentation, in this section we extend the analysis by training the same networks with fewer training examples. All the models are trained with the same random subset of data and evaluated in the same test set as the previous experiments. In order to better visualize how well each technique resists the reduction of the available training data, in Figure 2 we show the fraction of baseline accuracy achieved by each model when trained with 50 % and 10 % of the available data. In this case, the baseline is therefore each corresponding model trained with the complete data set. Table 2 summarizes the mean and standard deviation of each combination. An extended report of results, including additional experiments with 80 % and 1 % of the data, is given in the Appendix B.

One of the main conclusions of this set of experiments is the observation that if no data augmentation is applied, explicit regularization hardly resist the reduction of training data by itself. On average, with 50 % of the available data, these models only achieve 84.26 % of the original accuracy, which, remarkably, is worse than the models trained without any explicit regularization (89.37 %). On 10 % of the data, the regularized models perform only slightly better (60.22 and 58.68 %, respectively). This implies that training with weight decay and dropout is even detrimental for the performance.

When combined with data augmentation, the models trained with explicit regularization (bottom, red bars) also perform worse (90.84 and 61.90 % with 50 and 10 % of the data, respectively), than the models with just data augmentation (top, purple bars, 92.60 and 68.82 % on average). Note that the difference becomes larger as the amount of available data decreases. Importantly, it seems that the combination of explicit regularization and data augmentation is only slightly better than training without data augmentation. We can think of two reasons that could explain this: first, the original regularization hyperparameters seem to adapt poorly to the new conditions. The hyperparameters are

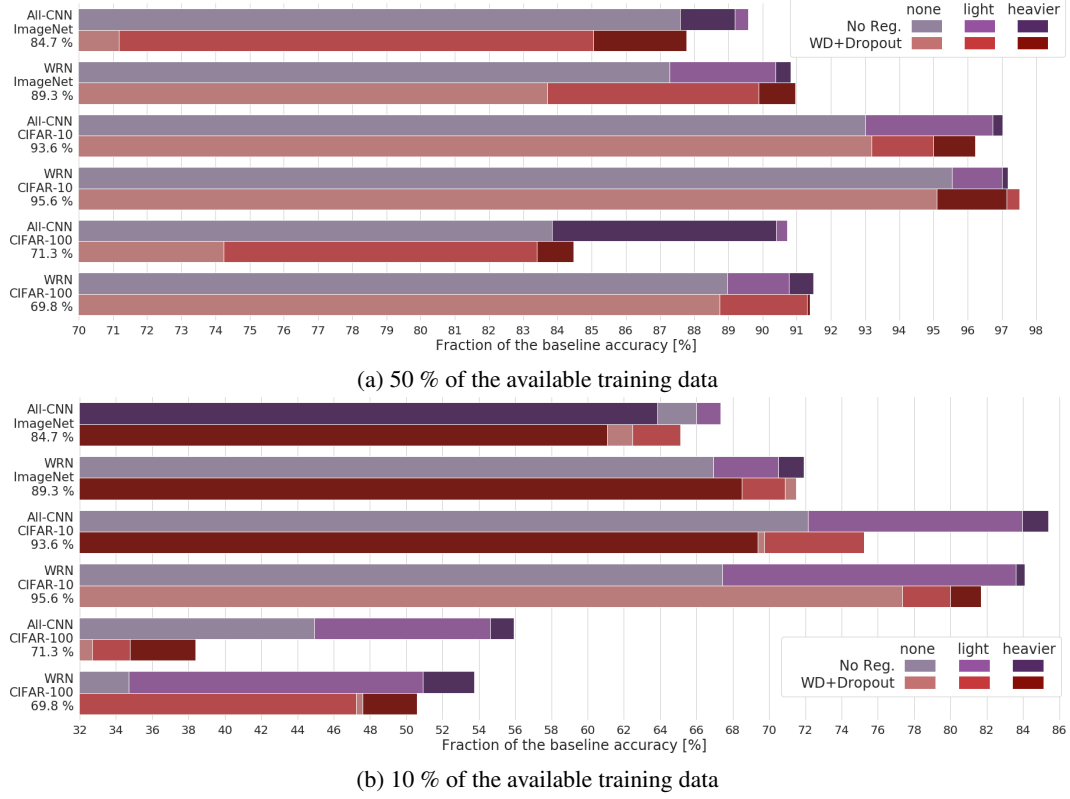


Figure 2: Fraction of the baseline performance when the amount of available training data is reduced, $accuracy/baseline * 100$. The accuracy of the best model on the complete data set is shown on the left of the bars for reference. The models trained with explicit regularization present a significant drop in performance as compared to the models trained with only data augmentation. The differences become larger as the amount of training data decreases.

50 % of the training data				
	None	Light	Heavier	
No reg.	89.37 (4.23)	92.53 (3.39)	92.68 (3.50)	
WD + Dropout	84.36 (9.89)	90.36 (5.49)	91.33 (4.84)	
10 % of the training data				
	None	Light	Heavier	
No reg.	58.68 (15.12)	68.49 (13.96)	69.15 (13.67)	
WD + Dropout	60.22 (16.93)	62.20 (17.59)	61.60 (15.32)	

Table 2: Average fraction of the original accuracy of each corresponding combination of data augmentation level and presence of weight decay and dropout.

specifically tuned for the original setup and one would have to re-tune them to achieve comparable results. Second, since explicit regularization reduces the effective capacity, this might prevent the models from taking advantage of the augmented data.

In contrast, the models trained without explicit regularization seem to more naturally adapt to reduced availability of data. With 50 % of the data, these models, trained with data augmentation achieve about 92.5% of the performance with respect to training with the complete data sets. With only 10 % of the data, they achieve nearly 70 % of the baseline performance, on average. This highlights the suitability of data augmentation to serve, to a great extent, as true, useful data (Vinyals et al., 2016).

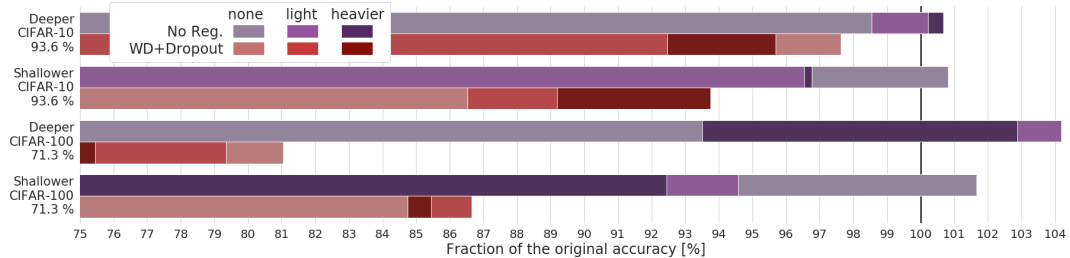


Figure 3: Fraction of the original performance when the depth of the All-CNN architecture is increased or reduced in 3 layers. In the explicitly regularized models, the change of architecture implies a dramatic drop in the performance, while the models trained without explicit regularization present only slight variations with respect to the original architecture.

4.3 Shallower and Deeper Architectures

Finally, in this section we test the adaptability of data augmentation and explicit regularization to changes in the network architecture by performing similar experiments on shallower and deeper versions of All-CNN (see the details in Section 3.1). We show the fraction of the performance with respect to the original architecture in Figure 3.

A noticeable result from Figure 3 is that all the models trained with weight decay and dropout (bottom, red bars) suffer a dramatic drop in performance when the architecture changes, regardless of whether it becomes deeper or shallower and of the amount of data augmentation. As in the case of reduced training data, this may be explained by the poor adaptability of the regularization hyperparameters, which highly depend on the architecture.

This highly contrasts with the performance of the models trained without explicit regularization (top, purple bars). With a deeper architecture, these models achieve slightly better performance, effectively exploiting the increased capacity. With a shallower architecture, they achieve only slightly worse performance². Thus, these models seem to more naturally adapt to the new architecture and data augmentation becomes beneficial.

It is worth commenting on the particular case of the CIFAR-100 benchmark, where the difference between between the models with and without explicit regularization is even more pronounced, in general. It is a common practice in object recognition papers to tune the parameters for CIFAR-10 and then test the performance on CIFAR-100 with the same hyperparameters. Therefore, these are typically less suitable for CIFAR-100. We believe this is the reason why the benefits of data augmentation seem even more pronounced on CIFAR-100 in our experiments.

In sum, these results highlight another crucial advantage of data augmentation: the effectiveness of its hyperparameters—that is the type of image transformations—depend mostly on the type of data, rather than on the particular architecture or amount of available training data, unlike explicit regularization hyperparameters. Therefore, removing explicit regularization and training with data augmentation increases the flexibility of the models.

5 Discussion

We have presented a systematic analysis of the role of data augmentation in deep convolutional neural networks for object recognition, focusing on the comparison with popular explicit regularization techniques—weight decay and dropout. In order to facilitate the discussion and the analysis, we first proposed in Section 2 definitions of explicit and implicit regularization, which have been ambiguously used in the literature. Accordingly, we have argued that data augmentation should not be considered an explicit regularizer, such as weight decay and dropout, and discussed how rethinking this role of data augmentation and of implicit regularization in general can help us understand generalization in

²Note that the shallower models trained with neither explicit regularization nor data augmentation achieve even better accuracy than their counterpart with the original architecture, probably due to the reduction of overfitting provided by the reduced capacity.

deep learning. Then, departing from the work by Zhang et al. (2017), where the authors concluded that explicit regularization is not necessary for generalization, our results have empirically shown that it is not only unnecessary, but also that the generalization gain provided by explicit regularization can be achieved by data augmentation alone. Moreover, we have demonstrated that, unlike data augmentation, weight decay and dropout exhibit poor adaptability to changes in the architecture and the amount of training data.

Although the experimental setup of this work is limited, we have chosen two significantly distinct network architectures and three data sets in order to increase the generality of our conclusions, which should ideally be confirmed by future work on a wider range of models, data sets and even other domains such as text or speech. It is important to note, however, that we have taken a conservative approach in our experimentation: all the hyperparameters have been kept as in the original models, which included both weight decay and dropout, as well as light augmentation. This setup is clearly suboptimal for models trained without explicit regularization. Besides, the heavier data augmentation scheme was deliberately not optimized to improve the performance and it was not the scope of this work to propose a specific data augmentation technique. As future work, we plan to propose data augmentation schemes that can more successfully be exploited by any deep model.

The relevance of our findings lies in the fact that explicit regularization is currently the standard tool to enable the generalization of most machine learning methods and is included in most convolutional neural networks. However, we have empirically shown that simply removing the explicit regularizers often improves the performance or only marginally reduces it, provided some data augmentation is applied.

Zhang et al. (2017) suggested that regularization might play a different role in deep learning, not fully explained by statistical learning theory (Vapnik and Chervonenkis, 1971). We have argued instead that the theory still naturally holds in deep learning, as long as one considers the crucial role of implicit regularization: explicit regularization seems to be no longer necessary because its contribution is already provided by the many elements that implicitly and successfully regularize the models: to name a few, stochastic gradient descent, convolutional layers and data augmentation.

5.1 Rethinking Data Augmentation

Data augmentation is often regarded by authors of machine learning papers as *cheating*, something that should not be used in order to test the potential of a newly proposed architecture (Goodfellow et al., 2013; Graham, 2014; Larsson et al., 2016). In contrast, weight decay and dropout are almost ubiquitous and considered intrinsic elements of the algorithms. In view of the results presented here, we believe that the deep learning community would benefit if we rethink data augmentation and switch roles with explicit regularization: a good architecture or learning algorithm should generalize well without the need for explicit regularization and successful methods should effectively exploit data augmentation.

In this regard it is worth highlighting some of the advantages of data augmentation: Not only does it not reduce the effective capacity of the model, but also, if the transformations are such that they reflect plausible variations of the real objects, it increases the robustness of the model and it can be regarded as a data-dependent prior, similarly to unsupervised pre-training (Erhan et al., 2010). Interestingly, recent work has shown that networks trained with heavier data augmentation learn representations that are more similar to the human inferior temporal (IT) cortex, highlighting the biological plausibility of data augmentation (Hernández-García et al., 2018).

Moreover, data augmentation does not necessarily increase the computational complexity because it can be performed in parallel to the gradient updates on the CPU, making it a computationally free operation. Actually, deep neural networks are especially well suited for data augmentation because they do not rely on pre-computed features and because the large number of parameters allows them to shatter the augmented training set. Finally, an important conclusion from Sections 4.2 and 4.3 is that data augmentation naturally adapts to architectures of different depth and amounts of available training data, whereas explicitly regularized models are highly sensitive to such changes and need specific fine-tuning of their hyperparameters. In sum, data augmentation seems to be a strong alternative to explicit regularization techniques.

Some argue that despite these advantages, data augmentation is a limited approach because it depends on some prior expert knowledge and it cannot be applied to all domains. However, we argue instead

that expert knowledge should not be disregarded but exploited. A single data augmentation scheme can be designed for a broad family of data (for example, natural images) and effectively applied to a broad set of tasks (for example, object recognition, segmentation, localization, etc.). Besides, interesting recent works have shown that it is possible to automatically learn the data augmentation strategies (Lemley et al., 2017; Ratner et al., 2017). We hope that these insights encourage more research attention on data augmentation and that future work brings more sophisticated and effective data augmentation techniques, potentially applicable to different data modalities.

Acknowledgements

This project has received funding from the European Union’s Horizon 2020 research and innovation programme under the Marie Skłodowska-Curie grant agreement No 641805.

References

- Martín Abadi, Ashish Agarwal, Paul Barham, Eugene Brevdo, Zhifeng Chen, Craig Citro, Greg S. Corrado, Andy Davis, Jeffrey Dean, Matthieu Devin, and et al. TensorFlow: Large-scale machine learning on heterogeneous systems, 2015. URL <http://tensorflow.org/>. Software available from tensorflow.org.
- Antreas Antoniou, Amos Storkey, and Harrison Edwards. Data augmentation generative adversarial networks. *arXiv preprint arXiv:1711.04340*, 2017.
- Rich Caruana. Multitask learning. In *Learning to learn*, pages 95–133. Springer, 1998.
- François Chollet et al. Keras. <https://github.com/fchollet/keras>, 2015.
- Yann N Dauphin and Yoshua Bengio. Big neural networks waste capacity. In *International Conference on Learning Representations, ICLR, arXiv: 1301.3583*, 2013.
- Terrance DeVries and Graham W Taylor. Improved regularization of convolutional neural networks with cutout. *arXiv preprint arXiv:1708.04552*, 2017a.
- Terrance DeVries and Graham W Taylor. Dataset augmentation in feature space. In *International Conference on Learning Representations, ICLR, arXiv:1702.05538*, 2017b.
- Dumitru Erhan, Yoshua Bengio, Aaron Courville, Pierre-Antoine Manzagol, Pascal Vincent, and Samy Bengio. Why does unsupervised pre-training help deep learning? *Journal of Machine Learning Research, JMLR*, 11(Feb):625–660, 2010.
- Federico Girosi, Michael Jones, and Tomaso Poggio. Regularization theory and neural networks architectures. *Neural computation*, 7(2):219–269, 1995.
- Xavier Glorot and Yoshua Bengio. Understanding the difficulty of training deep feedforward neural networks. In *JMLR W&CP: International Conference on Artificial Intelligence and Statistics, AISTATS*, volume 9, pages 249–256, 2010.
- Xavier Glorot, Antoine Bordes, and Yoshua Bengio. Deep sparse rectifier neural networks. In *JMLR W&CP: International Conference on Artificial Intelligence and Statistics, AISTATS*, volume 15, pages 315–323, 2011.
- Ian Goodfellow, Yoshua Bengio, and Aaron Courville. *Deep learning*. MIT press, 2016.
- Ian J. Goodfellow, David Warde-Farley, Mehdi Mirza, Aaron C. Courville, and Yoshua Bengio. Maxout networks. In *International Conference on Machine Learning, ICML*, pages 1319–1327, 2013.
- Benjamin Graham. Fractional max-pooling. *arXiv preprint arXiv:1412.6071*, 2014.
- Stephen José Hanson and Lorien Y Pratt. Comparing biases for minimal network construction with back-propagation. In *Advances in Neural Information Processing Systems, NIPS*, pages 177–185, 1989.

- Søren Hauberg, Oren Freifeld, Anders Boesen Lindbo Larsen, John Fisher, and Lars Hansen. Dreaming more data: Class-dependent distributions over diffeomorphisms for learned data augmentation. In *Artificial Intelligence and Statistics*, pages 342–350, 2016.
- Kaiming He, Xiangyu Zhang, Shaoqing Ren, and Jian Sun. Delving deep into rectifiers: Surpassing human-level performance on imagenet classification. In *Proceedings of the IEEE international conference on computer vision*, pages 1026–1034, 2015.
- Kaiming He, Xiangyu Zhang, Shaoqing Ren, and Jian Sun. Deep residual learning for image recognition. In *Proceedings of the IEEE conference on computer vision and pattern recognition*, pages 770–778, 2016.
- Alex Hernández-García and Peter König. Further advantages of data augmentation on convolutional neural networks. In *International Conference on Artificial Neural Networks*, pages 95–103. Springer, 2018a.
- Alex Hernández-García and Peter König. Do deep nets really need weight decay and dropout? *arXiv preprint arXiv:1802.07042*, 2018b.
- Alex Hernández-García, Johannes Mehrer, Nikolaus Kriegeskorte, Peter König, and Tim C. Kietzmann. Deep neural networks trained with heavier data augmentation learn features closer to representations in hIT. In *Conference on Cognitive Computational Neuroscience*, 2018.
- Gao Huang, Yu Sun, Zhuang Liu, Daniel Sedra, and Kilian Q Weinberger. Deep networks with stochastic depth. In *European Conference on Computer Vision*, pages 646–661. Springer, 2016.
- Sergey Ioffe and Christian Szegedy. Batch normalization: Accelerating deep network training by reducing internal covariate shift. In *International Conference on Machine Learning, ICML*, pages 448–456, 2015.
- Navdeep Jaitly and Geoffrey E Hinton. Vocal tract length perturbation (vtlp) improves speech recognition. In *Proc. ICML Workshop on Deep Learning for Audio, Speech and Language*, pages 625–660, 2013.
- Alex Krizhevsky and Geoffrey Hinton. Learning multiple layers of features from tiny images. *Technical report, University of Toronto*, 2009.
- Alex Krizhevsky, Ilya Sutskever, and Geoffrey E Hinton. Imagenet classification with deep convolutional neural networks. In *Advances in Neural Information Processing Systems, NIPS*, pages 1097–1105, 2012.
- Gustav Larsson, Michael Maire, and Gregory Shakhnarovich. Fractalnet: Ultra-deep neural networks without residuals. *arXiv preprint arXiv:1605.07648*, 2016.
- Yann LeCun, Bernhard E Boser, John S Denker, Donnie Henderson, Richard E Howard, Wayne E Hubbard, and Lawrence D Jackel. Handwritten digit recognition with a back-propagation network. In *Advances in Neural Information Processing Systems, NIPS*, pages 396–404, 1990.
- Joseph Lemley, Shabab Bazrafkan, and Peter Corcoran. Smart augmentation-learning an optimal data augmentation strategy. *IEEE Access*, 2017.
- Xinghua Lu, Bin Zheng, Atulya Velivelli, and ChengXiang Zhai. Enhancing text categorization with semantic-enriched representation and training data augmentation. *Journal of the American Medical Informatics Association*, 13(5):526–535, 2006.
- Klaus-Robert Müller. Regularization techniques to improve generalization. In *Neural Networks: Tricks of the Trade*, pages 49–51. Springer, 2012.
- Behnam Neyshabur, Ryota Tomioka, and Nathan Srebro. In search of the real inductive bias: On the role of implicit regularization in deep learning. In *International Conference on Learning Representations, ICLR, arXiv: 1412.6614*, 2014.
- Luis Perez and Jason Wang. The effectiveness of data augmentation in image classification using deep learning. *arXiv preprint arXiv:1712.04621*, 2017.

- D. C. Plaut, S. J. Nowlan, and G. E. Hinton. Experiments on learning by back propagation. *ERIC*, 1986.
- Alexander J Ratner, Henry R Ehrenberg, Zeshan Hussain, Jared Dunnmon, and Christopher Ré. Learning to compose domain-specific transformations for data augmentation. In *Advances in Neural Information Processing Systems, NIPS*, pages 3239–3249, 2017.
- Olga Russakovsky, Jia Deng, Hao Su, Jonathan Krause, Sanjeev Satheesh, Sean Ma, Zhiheng Huang, Andrej Karpathy, Aditya Khosla, Michael Bernstein, Alexander C. Berg, and Li Fei-Fei. ImageNet Large Scale Visual Recognition Challenge. *International Journal of Computer Vision, IJCV*, 115(3):211–252, 2015.
- Patrice Simard, Bernard Victorri, Yann LeCun, and John Denker. Tangent prop-a formalism for specifying selected invariances in an adaptive network. In *Advances in Neural Information Processing Systems, NIPS*, pages 895–903, 1992.
- Karen Simonyan and Andrew Zisserman. Very deep convolutional networks for large-scale image recognition. *arXiv preprint arXiv:1409.1556*, 2014.
- Jost Tobias Springenberg, Alexey Dosovitskiy, Thomas Brox, and Martin Riedmiller. Striving for simplicity: The all convolutional net. In *International Conference on Learning Representations, ICLR*, *arXiv:1412.6806*, 2014.
- Nitish Srivastava, Geoffrey E Hinton, Alex Krizhevsky, Ilya Sutskever, and Ruslan Salakhutdinov. Dropout: a simple way to prevent neural networks from overfitting. *Journal of Machine Learning Research, JMLR*, 15(1):1929–1958, 2014.
- Christian Szegedy, Wojciech Zaremba, Ilya Sutskever, Joan Bruna, Dumitru Erhan, Ian Goodfellow, and Rob Fergus. Intriguing properties of neural networks. *arXiv preprint arXiv:1312.6199*, 2013.
- Stefan Uhlich, Marcello Porcu, Franck Giron, Michael Enekl, Thomas Kemp, Naoya Takahashi, and Yuki Mitsufuji. Improving music source separation based on deep neural networks through data augmentation and network blending. *IEEE International Conference on Acoustics, Speech and Signal Processing, ICASSP*, 2017.
- V. N. Vapnik and A. Y. Chervonenkis. On the uniform convergence of relative frequencies of events to their probabilities. *Theory of Probab. and its Applications*, 16(2):264–280, 1971.
- Oriol Vinyals, Charles Blundell, Tim Lillicrap, koray kavukcuoglu, and Daan Wierstra. Matching networks for one shot learning. In *Advances in Neural Information Processing Systems, NIPS*, pages 3630–3638, 2016.
- Sergey Zagoruyko and Nikos Komodakis. Wide residual networks. In *British Machine Vision Conference, BMVC*, pages 87.1–87.12, 2016.
- Chiyuan Zhang, Samy Bengio, Moritz Hardt, Benjamin Recht, and Oriol Vinyals. Understanding deep learning requires rethinking generalization. In *International Conference on Learning Representations, ICLR*, *arXiv:1611.03530*, 2017.

Appendix A.

In this appendix we present the details of the heavier data augmentation scheme, introduced in Section 3.2:

- Affine transformations: $\begin{bmatrix} x' \\ y' \\ 1 \end{bmatrix} = \begin{bmatrix} f_h z_x \cos(\theta) & -z_y \sin(\theta + \phi) & t_x \\ z_x \sin(\theta) & z_y \cos(\theta + \phi) & t_y \\ 0 & 0 & 1 \end{bmatrix} \begin{bmatrix} x \\ y \\ 1 \end{bmatrix}$
- Contrast adjustment: $x' = \gamma(x - \bar{x}) + \bar{x}$
- Brightness adjustment: $x' = x + \delta$

Table 3: Description and range of possible values of the parameters used for the heavier augmentation. $B(p)$ denotes a Bernoulli distribution and $\mathcal{U}(a, b)$ a uniform distribution.

Parameter	Description	Range
f_h	Horizontal flip	$1 - 2B(0.5)$
t_x	Horizontal translation	$\mathcal{U}(-0.1, 0.1)$
t_y	Vertical translation	$\mathcal{U}(-0.1, 0.1)$
z_x	Horizontal scale	$\mathcal{U}(0.85, 1.15)$
z_y	Vertical scale	$\mathcal{U}(0.85, 1.15)$
θ	Rotation angle	$\mathcal{U}(-\frac{\pi}{180}22.5, \frac{\pi}{180}22.5)$
ϕ	Shear angle	$\mathcal{U}(-0.15, 0.15)$
γ	Contrast	$\mathcal{U}(0.5, 1.5)$
δ	Brightness	$\mathcal{U}(-0.25, 0.25)$

Appendix B.

This appendix details the results of the main experiments shown in Figures 1, 2 and 3 and provides the results of many other experiments not presented above in order not to clutter the visualization. Some of these results are the top-1 accuracy on ImageNet, the results of the models trained with dropout, but without weight decay; and the results of training with 80 % and 1 % of the data.

Additionally, for many experiments we also train a version of the network without batch normalization. These results are provided within brackets in the tables. Note that the original All-CNN results published by Springenberg et al. (2014) did not include batch normalization. In the case of WRN, we remove all batch normalization layers except the top-most one, before the spatial average pooling, since otherwise many models would not converge.

An important observation from Table 4 is that the interaction of weight decay and dropout is not always consistent, since in some cases better results can be obtained with both explicit regularizers active and in other cases, only dropout achieves better generalization. In contrast, the effect of data augmentation seems to be consistent: just some light augmentation achieves much better results than training only with the original data set and performing heavier augmentation almost always further improves the test accuracy, without the need for explicit regularization.

Not surprisingly, batch normalization also contributes to improve the generalization of All-CNN and it seems to combine well with data augmentation. On the contrary, when combined with explicit regularization the results are interestingly not consistent in the case of All-CNN: it seems to improve the generalization of the model trained with both weight decay and dropout, but it drastically reduces the performance with only dropout, in the case of CIFAR-10 and CIFAR-100 without augmentation. A probable explanation is, again, that the regularization hyperparameters would need to be readjusted with a change of the architecture.

Furthermore, it seems that the gap between the performance of the models trained with and without batch normalization is smaller when they are trained without explicit regularization and when they include heavier data augmentation. This can be observed in Table 4, as well as in Table 5, which contains the results of the models trained with fewer examples. It is important to note as well

Table 4: Test accuracy of the networks All-CNN and WRN, comparing the performance with and without explicit regularizers and the different augmentation schemes. Results within brackets show the performance of the models without batch normalization

Network	WD	Dropout	Aug.	CIFAR-10	CIFAR-100	Acc. ImageNet
All-CNN	yes	yes	no	90.04 (88.35)	66.50 (60.54)	58.09
	yes	yes	light	93.26 (91.97)	70.85 (65.57)	63.35
	yes	yes	heavier	93.08 (92.44)	70.59 (68.62)	60.15
	no	yes	no	77.99 (87.59)	52.39 (60.96)	—
	no	yes	light	77.20 (92.01)	69.71 (68.01)	—
	no	yes	heavier	88.29 (92.18)	70.56 (68.40)	—
	no	no	no	84.53 (71.98)	57.99 (39.03)	56.53
	no	no	light	93.26 (90.10)	69.26 (63.00)	63.79
	no	no	heavier	93.55 (91.48)	71.25 (71.46)	61.37
WRN	yes	yes	no	91.44 (89.30)	71.67 (67.42)	54.67
	yes	yes	light	95.01 (93.48)	77.58 (74.23)	68.84
	yes	yes	heavier	95.60 (94.38)	76.96 (74.79)	66.82
	no	yes	no	91.47 (89.38)	71.31 (66.85)	—
	no	yes	light	94.76 (93.52)	77.42 (74.62)	—
	no	yes	heavier	95.58 (94.52)	77.47 (73.96)	—
	no	no	no	89.56 (85.45)	68.16 (59.90)	61.29
	no	no	light	94.71 (93.69)	77.08 (75.27)	69.80
	no	no	heavier	95.47 (94.95)	77.30 (75.69)	69.30

the benefits of batch normalization for obtaining better results when training with fewer examples. However, it is surprising that there is only a small drop in the performance of WRN—95.47 % to 94.95 % without regularization— from removing the batch normalization layers of the residual blocks, given that they were identified as key components of ResNet (He et al., 2016; Zagoruyko and Komodakis, 2016).

The results in Table 5 clearly support the conclusion presented in Section 4.2: data augmentation alone better resists the lack of training data compared to explicit regularizers. Already with 80% and 50% of the data better results are obtained in some cases, but the differences become much bigger when training with only 10% and 1% of the available data. It seems that explicit regularization prevents the model from both fitting the data and generalizing well, whereas data augmentation provides useful transformed examples. Interestingly, with only 1% of the data, even without data augmentation the models without explicit regularization perform better.

The same effect can be observed in Table 6, where both the shallower and deeper versions of All-CNN perform much worse when trained with explicit regularization, even when trained without data augmentation. This is another piece of evidence that explicit regularization needs to be used very carefully, it requires a proper tuning of the hyperparameters and is not always beneficial.

Appendix C.

In this appendix we provide the computations of the Frobenius norm of the weight matrices of the models trained with different levels of explicit regularization and data augmentation, as a rough estimation of the complexity of the learned models. Table 7 shows the Frobenius norm of the weight matrices of the models trained with different levels of explicit regularization and data augmentation. The clearest conclusion is that heavier data augmentation seems to yield solutions with larger norm. This is always true except in some All-CNN models trained without batch normalization. Another observation is that, as expected, weight decay constrains the norm of the learned function. Besides, the models trained without batch normalization exhibit smaller differences between different levels of regularization and augmentation and, in the case of All-CNN, less consistency.

One of the relevant results presented in this paper is the poor performance of the regularized models on the shallower and deeper versions of All-CNN, compared to the models without explicit regularization (see Table 6). One hypothesis is that the *amount* of regularization is not properly adjusted through

Table 5: Test accuracy of All-CNN and WRN when training with only 80 %, 50 %, 10 % and 1 % of the available training examples. Results within brackets show the performance of the models without batch normalization

Pct. Data	Expl. Reg.	Aug. scheme	Test CIFAR-10		Test CIFAR-100	
			All-CNN	WRN	All-CNN	WRN
80 %	yes	no	89.41 (86.61)	90.27	63.93 (52.51)	70.41
	yes	light	92.20 (91.25)	94.07	67.63 (63.24)	75.66
	yes	heavier	92.83 (91.42)	94.57	68.01 (65.89)	75.51
	no	no	83.04 (75.00)	88.98	55.78 (35.95)	66.10
	no	light	92.25 (88.75)	93.97	69.05 (56.81)	75.07
	no	heavier	92.80 (90.55)	94.84	69.40 (63.57)	75.38
50 %	yes	no	85.88 (82.33)	86.96	58.24 (44.94)	63.60
	yes	light	90.30 (87.37)	92.65	61.03 (54.68)	70.83
	yes	heavier	90.09 (88.94)	92.86	63.25 (57.91)	70.33
	no	no	78.61 (69.46)	85.56	48.62 (31.81)	60.64
	no	light	90.21 (84.38)	91.87	62.83 (47.84)	69.97
	no	heavier	90.76 (87.44)	92.77	64.41 (55.27)	70.72
10 %	yes	no	67.19 (61.61)	70.73	33.77 (19.79)	34.11
	yes	light	76.03 (69.18)	76.00	38.51 (22.79)	36.65
	yes	heavier	78.69 (64.14)	78.10	38.34 (26.29)	38.93
	no	no	60.97 (41.07)	60.39	26.05 (17.55)	23.65
	no	light	78.29 (67.65)	79.19	37.84 (24.34)	39.24
	no	heavier	79.87 (70.64)	80.29	39.85 (26.31)	41.44
1 %	yes	no	27.53 (29.90)	33.45	9.16 (3.60)	7.47
	yes	light	37.18 (26.85)	34.13	9.64 (3.65)	7.50
	yes	heavier	42.73 (26.87)	41.02	9.14 (2.52)	8.37
	no	no	38.89 (35.68)	38.63	9.50 (5.51)	9.47
	no	light	44.35 (29.29)	43.84	9.87 (5.36)	9.91
	no	heavier	47.60 (33.72)	47.14	11.45 (3.57)	11.03

Table 6: Test accuracy of the shallower and deeper versions of All-CNN on CIFAR-10 and CIFAR-100. Results in parentheses show the difference with respect to the original model.

Expl. Reg.	Aug.	Test CIFAR-10		Test CIFAR-100	
		Shallower	Deeper	Shallower	Deeper
yes	no	76.45 (-13.59)	86.26 (-3.78)	51.31 (-9.23)	49.06 (-11.48)
yes	light	82.02 (-11.24)	85.04 (-8.22)	56.81 (-8.76)	52.03 (-13.54)
yes	heavier	86.66 (-6.42)	88.46 (-4.62)	58.64 (-9.98)	51.78 (-16.84)
no	no	85.22 (+0.69)	83.30 (-1.23)	58.95 (+0.96)	54.22 (-3.77)
no	light	90.02 (-3.24)	93.46 (+0.20)	65.51 (-3.75)	72.16 (+2.90)
no	heavier	90.34 (-3.21)	94.19 (+0.64)	65.87 (-5.38)	73.30 (+2.35)

the hyperparameters. This could be reflected in the norm of the learned weights, shown in Table 8. However, the norm alone does not seem to fully explain the large performance differences between the different models. Finding the exact reasons why the regularized models not able to generalize well might require a much thorough analysis and we leave it as future work.

Table 7: Frobenius norm of the weight matrices learned by the networks All-CNN and WRN on CIFAR-10 and CIFAR-100, trained with and without explicit regularizers and the different augmentation schemes. Norms within brackets correspond to the models without batch normalization

WD	Dropout	Aug.	Norm CIFAR-10		Norm CIFAR-100	
			All-CNN	WRN	All-CNN	WRN
yes	yes	no	48.7 (64.9)	101.4 (122.6)	76.5 (97.9)	134.8 (126.5)
yes	yes	light	52.7 (63.2)	106.1 (123.9)	77.6 (86.8)	140.8 (129.3)
yes	yes	heavier	57.6 (62.8)	119.3 (125.3)	78.1 (83.1)	164.2 (132.5)
no	yes	no	52.4 (70.5)	153.3 (122.5)	79.7 (103.3)	185.1 (126.5)
no	yes	light	57.0 (67.9)	160.6 (123.9)	83.6 (93.0)	199.0 (129.4)
no	yes	heavier	62.8 (67.5)	175.1 (125.2)	84.0 (88.0)	225.4 (132.5)
no	no	no	37.3 (63.7)	139.0 (120.4)	47.6 (102.7)	157.9 (122.0)
no	no	light	47.0 (69.5)	153.6 (123.2)	80.0 (108.9)	187.0 (127.2)
no	no	heavier	62.0 (71.7)	170.4 (125.4)	91.7 (91.7)	217.6 (132.9)

Table 8: Frobenius norm of the weight matrices learned by the shallower and deeper versions of the All-CNN network on CIFAR-10 and CIFAR-100.

Explicit Reg.	Aug. scheme	Norm CIFAR-10		Norm CIFAR-100	
		Shallower	Deeper	Shallower	Deeper
yes	no	47.9	62.3	68.9	92.1
yes	light	49.7	66.5	67.1	95.7
yes	heavier	51.9	71.5	66.2	96.9
no	no	34.8	45.4	64.7	53.4
no	light	45.6	57.3	68.8	77.3
no	heavier	53.1	70.7	68.3	97.5