

# Input Matrix Construction and Approximation Using a Graphic Approach

Yuan Zhang<sup>a</sup> and Tong Zhou<sup>a</sup>

<sup>a</sup> Department of Automation and TNList, Tsinghua University, Beijing, 100084, P. R. China

## ARTICLE HISTORY

Compiled March 12, 2019

## ABSTRACT

Given a state transition matrix (STM), we reinvestigate the problem of constructing the sparsest input matrix with a fixed number of inputs to guarantee controllability. We give a new and simple graph theoretic characterization for the sparsity pattern of input matrices to guarantee controllability for a general STM admitting multiple eigenvalues, and provide a deterministic procedure with polynomial time complexity to construct real valued input matrices with arbitrarily prescribed sparsity pattern satisfying controllability. Based on this criterion, some novel results on sparsely controlling a system are obtained. It is proven that the minimal number of inputs to guarantee controllability equals to the maximum geometric multiplicity of the STM under the constraint that some states are actuated-forbidden, extending the results of [28]. The minimal sparsity of input matrices with a fixed number of inputs is not necessarily equal to the minimal number of actuated states to ensure controllability. Furthermore, a graphic submodular function is built, leading to a greedy algorithm to efficiently approximate the minimal actuated states to assure controllability for general STMs. For the problem of approximating the sparsest input matrices with a fixed number of inputs, we propose a simple greedy algorithm (non-submodular) and a two-stage algorithm, and demonstrate that the latter algorithm, inspired from techniques in dynamic coloring, has a provable approximation guarantee. Finally, we present numerical results to show the efficiency and effectiveness of our approaches.

## KEYWORDS

Input selection; controllability; submodularity; matroid intersection; greedy algorithms; networked system

## 1. Introduction

The synthesis and analysis of large scale systems from control theoretical perspective have recently been the focus of research with the emergence of complex networks, such as biological transduction networks [9], power networks [15], gene regulation networks [24], etc. Among the related issues [9]-[18], [26]-[29], etc., the input/output selection problems are especially important and challenging due to the combination nature at first look. Researchers have developed various strategies selecting optimal or suboptimal inputs under the objectives to minimize the number of actuated state variables [13], [19], [16], to have the number of independent inputs as small as possible [9], [28], or to optimize some performance metrics such as consensus in the presence of noise [2], etc. See [23] and [4] for surveys.

Particularly, it has been proved that, determining the minimal number of directly actuated states (actuators) to assure controllability is NP-hard in [13]. Nevertheless, a simple greedy algorithm, which maximizes the rank increase of controllability matrix for each iteration when choosing

an actuator, can achieve a logarithmic approximation factor, which is the best performance obtained in polynomial time. By contrast, the minimal number of inputs (drivers) to guarantee controllability has a closed form solution, which equals the maximum geometric multiplicity of the state transition matrix (STM) [28]. Such real valued input matrices with the minimal number of inputs are parameterized rigorously in [28]. Similar sparsest actuator/driver deployment problems have been investigated in [9], [16], etc. under structural framework. The problem of determining minimal actuated state variables to ensure controllability for a structured system (the entries of the STM are either fixed zeros or free parameters) is shown to be solved in polynomial time [16].

Apart from those mentioned literatures which focus on the binary concept of controllability, researchers also develop some energy related metrics to quantify controllability and find proper actuator selection strategies to optimize them [15], [19], [20]. For example, in [19], submodularity is utilized to pick up actuators to optimize certain controllability Gramian related functions. [20] has similar motivations but uses more skillful optimizing techniques. These investigations extend the binary concept of controllability to quantitative one, which deepens our insight into network controllability.

These efforts greatly deepen our understanding in how to control a (network) system incurring as less cost (i.e., number of actuators, inputs, or energy) as possible. However, note that given an STM, neither the minimal number of actuated states, nor the minimal number of inputs, can provide a complete settlement for the sparsity characterization of an input matrix under controllability restriction, as a state variable can be manipulated by many drivers simultaneously, meanwhile a driver can manoeuvre more than one states too. We note that the vast majority of the literatures investigate the sparsest input configuration in the case where either a single input can control the whole system (e.g., the system dynamics has no repeated eigenvalues) [13], [17], or there is no restriction on the number of inputs (e.g., each input actuates only one state) [20], [19]. In this paper, we reinvestigate the problem of constructing the sparsest input matrix with a fixed number of inputs to guarantee controllability, where there is no restriction on the spectra of system dynamics. We further assume that some state variables are forbidden to be actuated, which is more practical in actual engineering [9], [28]. We both study the problem in fundamental properties and algorithmic perspective. In particular, we reveal the relations among several variants of minimal controllability problems for general STMs. We also propose two new and efficient algorithms, one for the minimal actuated states selection, and one for the sparsest input configuration with a fixed number of inputs to ensure controllability, both with guaranteed performance bounds.

Our main contributions are as follows. Firstly, we give a new and simple graphic characterization for the sparsity pattern of input matrices to ensure controllability for general STMs admitting multiple eigenvalues, and provide a deterministic procedure to construct a real input matrix with arbitrarily prescribed sparsity pattern to ensure controllability in polynomial time. With this criterion, the relations among several variants of the minimal controllability problems for general STMs can be easily established. Secondly, we build a graphic function for general STMs and prove its submodularity, leading to a greedy algorithm to approximate the minimal number of actuated states to render controllability. A prominent property of this algorithm is that it reduces much computation burden compared to the existing controllability Gramian or controllability matrix based algorithms in [13], [19], while maintaining the same approximation guarantees. Thirdly, we prove that the minimal number of inputs to guarantee controllability equals the maximum geometric multiplicity of the STMs when some state variables are actuated-forbidden, extending [28]. Fourthly, we propose a matroid intersection based greedy algorithm and a two-stage algorithm to approximate the sparsest input configuration with a fixed number of inputs to ensure controllability. The latter algorithm, inspired from dynamic coloring, is computationally efficient and has provable worst case performance guarantees. By contrast, it is shown by counterexample that the mapping from the additional input links to the (generic) dimension of controllable subspace is not necessarily submodular. As such, a simple greedy algorithm for the aforementioned problem is not accompa-

nied with performance guarantees due to lack of submodularity (although it often performs well). It is worthwhile to mention that, the above results can be directly extended to the corresponding observability problems by the duality between controllability and observability.

The rest is organized as follows. In Section 2, the problem formation and some preliminaries are provided. Section 3 gives a new graphic characterization for the sparsity pattern of input matrices to assure system controllability. The minimal number of inputs to guarantee controllability with state constraints is discussed in Section 4. Section 5 provides algorithmic aspects on the sparsest controllability problems from a graphic perspective, with Section 6 presenting numerical results. The last section gives concluding remarks.

**Notations:** Let  $M$  be a matrix and  $\mathcal{J}$  be a set of integers, then  $M_{\mathcal{J}}$  ( $[M]_{\mathcal{J}}$  respectively) represents the submatrix of  $M$  comprising the columns (rows, resp.) with indices given by  $\mathcal{J}$ . Denote the unity matrix by  $I$ , whose dimension is omitted when can be inferred from the context. For a set  $S$ ,  $|S|$  is its cardinality. Let  $\bar{M} \in \{0, *\}^{m \times n}$  be a structured matrix with dimension  $m \times n$ , i.e., matrix with entries either fixed zeros or independently free parameters, where  $*$  denote free parameters, and denote by  $\bar{\mathcal{M}}$  the set of real matrices with sparsity pattern  $\bar{M}$ , i.e.,  $\bar{\mathcal{M}} = \{P \in \mathbb{R}^{m \times n} : P_{ij} = 0 \text{ if } \bar{M}_{ij} = 0\}$ . Let superscript  $\top$  denotes the transpose of a matrix. Denote a (directed or undirected) graph  $\mathcal{G}$  by  $\mathcal{G} = (\mathcal{V}, \mathcal{E})$  where  $\mathcal{V} = \{v_1, \dots, v_n\}$  is the vertex set and  $\mathcal{E}$  the edge set. Denote by  $(v_i, v_j)$  a directed edge from vertex  $v_i$  to vertex  $v_j$ . A path in a digraph is a sequence of edges without repeated vertices. Given a collection of disjoint subsets  $\{\mathcal{V}_1, \dots, \mathcal{V}_k\}$  of  $\mathcal{V}$ , a path  $v_1 \rightarrow \dots \rightarrow v_k$  is called a  $\mathcal{V}_1 - \dots - \mathcal{V}_k$  path, if  $v_1 \in \mathcal{V}_1, \dots, v_k \in \mathcal{V}_k$ . Given a graph  $\mathcal{G}$ , let  $V(\mathcal{G})$  be its vertex set and  $E(\mathcal{G})$  its edge set. A  $k$ -clique is an undirected graph with  $k$  vertices and every two distinct vertices of them being adjacent.

## 2. Problem Formation and Preliminaries

Consider the following linear time invariant plant  $\Sigma$

$$\dot{x}(t) = Ax(t) + Bu(t), \quad (1)$$

where  $x(t) \in \mathbb{R}^n$  is the state vector,  $u(t) \in \mathbb{R}^l$  is the input vector,  $A \in \mathbb{R}^{n \times n}$  and  $B \in \mathbb{R}^{n \times l}$  are respectively the STM and input matrix.

In (networked) system designs, an important problem is to find a  $B$  to make the system  $(A, B)$  controllable, while  $B$  meets some sparsity properties. To be specific, consider the following three sparsity objectives respectively:

- **minimal sparsity controllability problem (MSCP):** finding the sparsest  $B \in \mathbb{R}^{n \times l}$  rendering system controllability, where  $l \leq n$  is fixed;
- **minimal actuated state controllability problem (MACP):** finding a  $B \in \mathbb{R}^{n \times l}$  with the minimum number of nonzero rows rendering controllability;
- **minimal input controllability problem (MICP):** finding a  $B$  with the minimum number of nonzero columns guaranteeing system controllability.

The above three problems are sometimes collectively called *minimal controllability problems* in literatures [9], [13], [17], [28], etc. Another problem is to find the sparsest diagonal matrix  $B_d \in \mathbb{R}^{n \times n}$  to ensure the controllability of  $(A, B_d)$ , i.e., **the minimal diagonal controllability problem**, which also belongs to the MACP with the fixed number of inputs  $l = n$ . In the following, when referring to the MACP for an STM, the number of inputs is set to be  $l = n$  by default<sup>1</sup>, if no specific value is assigned to  $l$ . *The number of inputs  $l$  makes essential difference to the solution*

---

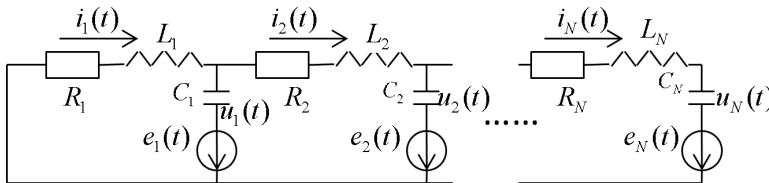
<sup>1</sup>In fact, as shown in Theorem 4, all  $B$  satisfying the MACP with different feasible number of inputs have the same number of nonzero rows.

configuration of the MSCP (see Section 5). To distinguish such difference, we call the minimal sparsity controllability problem with a fixed number  $l$  of inputs by  $l$ -MSCP for abbreviation.

We also reconsider the MICP when there are forbidden-actuated states. This consideration is due to the physical nature that not all the state variables can be directly controlled. Take the series circuit network shown in Fig. 1 as an example, where the physical interpretations of the symbols are given in the bottom of Fig. 1. The goal is to control  $i_i(t)$  and  $u_i(t)$  for each element of the circuit using as less independent voltage sources as possible. Define state variables  $[i_1(t), u_1(t), \dots, i_N(t), u_N(t)]^\top$ . Then, the state space model is given as

$$\begin{bmatrix} \dot{i}_1(t) \\ \dot{u}_1(t) \\ \dot{i}_2(t) \\ \dot{u}_2(t) \\ \vdots \\ \dot{i}_N(t) \\ \dot{u}_N(t) \end{bmatrix} = \begin{bmatrix} -R_1/L_1 & -1/L_1 & 0 & 0 & 0 & \dots & 0 \\ 1/C_1 & 0 & -1/C_1 & 0 & 0 & \dots & 0 \\ 0 & 0 & -R_2/L_2 & -1/L_2 & 0 & \dots & 0 \\ 0 & 0 & 1/C_2 & 0 & -1/C_2 & \dots & 0 \\ \vdots & \vdots & \vdots & \vdots & \vdots & \ddots & \vdots \\ 0 & 0 & 0 & 0 & 0 & \dots & -R_N/L_N \\ 0 & 0 & 0 & 0 & 0 & \dots & 1/C_N \end{bmatrix} \begin{bmatrix} i_1(t) \\ u_1(t) \\ i_2(t) \\ u_2(t) \\ \vdots \\ i_N(t) \\ u_N(t) \end{bmatrix} + \begin{bmatrix} e_1(t)/L_1 \\ 0 \\ e_2(t)/L_2 \\ 0 \\ \vdots \\ e_N(t)/L_N \\ 0 \end{bmatrix}$$

As can be see, for the MICP associated with the above STM, only state variables  $i_i(t)$  can be directly actuated,  $i = 1, \dots, N$ .



**Figure 1.** A series circuit network [14]. For each element of the series circuit,  $R_i, L_i, C_i$  are the resistance, inductance and the capacitance respectively,  $i_i(t), u_i(t)$  are the current of  $R_i$  and the voltage of  $C_i$  respectively, and  $e_i(t)$  is the voltage source which is the possible control input ( $i = 1, \dots, N$ ).

When all eigenvalues of  $A$  are distinct, i.e., the system dynamics  $A$  is simple, it's shown in [13], [27], [17], etc., that the  $l$ -MSCP is equivalent to the MACP in the sense that they share the same sparsity regardless of the number of inputs ( $l \geq 1$ ). That equivalence essentially lies in the fact that according to the PBH test, the system can be controllable by a vector input matrix with the sparsity pattern  $\bar{b}$  if and only if the support of  $\bar{b}$  (i.e., the set of positions of nonzero entries) intersects with the support of every left eigenvector of  $A$  when  $A$  is simple [27], [13], [17]. However, when  $A$  has multiple eigenvalues (i.e., with geometric multiplicities larger than one), each linear combination of those linearly independent left eigenvectors associated with one eigenvalue is a new eigenvector associated with the same eigenvalue, and the number of distinct supports of eigenvectors can grow exponentially with  $n$ . In such case, the aforementioned condition is only necessary for controllability [27], and the necessary and sufficient graphic characterization is implicit in literatures [17]. The main objectives of this paper are as follows: 1). characterizing these minimal controllability problems for a general STM; 2). constructing real valued input matrices with a prescribed sparsity pattern to ensure controllability, especially the MICP in the case where some states are forbidden-actuated, extending the results of [28]; 3). and finding efficient algorithms for the MACP and  $l$ -MSCP for general STMs from a graphic perspective.

Throughout this paper, it's assumed that, an  $n \times n$  dimensional real STM  $A$  has  $p \leq n$  distinct eigenvalues, and denote the  $i$ th eigenvalue by  $\lambda_i$ , for  $i = 1, \dots, p$ . Suppose in the  $p$  eigenvalues, there are  $p_r$  real eigenvalues and  $p_c$  complex eigenvalues, which indices that  $p = p_r + p_c$  and  $p_c$  is even. Without sacrificing any generality, assume that  $\lambda_1, \dots, \lambda_{p_r}$  are real eigenvalues, and  $\{\lambda_{p_r+1}, \lambda_{p_r+1+p_c/2}\}, \dots, \{\lambda_{p_r+p_c/2}, \lambda_{p_r+p_c}\}$  are  $p_c/2$  pairs conjugate complex eigenvalues. For  $i =$

$1, \dots, p$ , let  $k_i$  be the dimension of the left null space of  $\lambda_i I - A$ ; equivalently,  $\text{rank}(\lambda_i I - A) = n - k_i$ ; that is,  $k_i$  is the geometric multiplicity of  $\lambda_i$ . Denote the maximum geometric multiplicity by  $k_{\max}$ , i.e.,  $k_{\max} = \max_{1 \leq i \leq p} \{k_i\}$ . In addition, let  $x_{i1}, \dots, x_{ik_i}$  be a set of left eigenvectors of  $A$  associated with the eigenvalue  $\lambda_i$  which are linearly independent spanning the left null space of  $\lambda_i I - A$ . Stack these vectors in a matrix  $X_i$  as  $X_i = [x_{i1}, \dots, x_{ik_i}]$ , then  $X_i$  is a left eigenbasis of  $A$  associated with  $\lambda_i$ . Moreover, without losing generality,  $\{X_{p_r+i}, X_{p_r+i+p_c/2}\}$  are entry-wise conjugate complex matrices,  $i = 1, \dots, p_c/2$ . An implicit assumption of this paper is that a collection of eigenbasis of an STM is computationally available.

In the following, we briefly introduce some preliminaries.

**Definition 1.** (*Generic rank*) *The generic rank of a structured matrix  $\bar{M}$ , denoted by  $\text{grank}(\bar{M})$ , is the maximum rank it can achieve as the function of its free parameters.*

The following criterion gives a sufficient and necessary condition for controllability, which is a direct derivation of the PBH test.

**Lemma 1** ([28]). *Considering the system (1) with  $X_i$  being a left eigenbasis of  $A$  associated with eigenvalue  $\lambda_i$ , the system is controllable, if and only if for  $i = 1, \dots, p$ ,  $X_i^\top B$  is of full row rank (FRR).*

Let  $V$  be a finite set and  $2^V$  be its power set. A set function  $f : 2^V \rightarrow \mathbb{R}$  assigns a real scalar to each subset of  $V$ . A nonincreasing function  $f : 2^V \rightarrow \mathbb{R}$  is a set function such that for all  $S_1 \subseteq S_2 \subseteq V$ , it holds that  $f(S_1) \geq f(S_2)$ .

**Definition 2** ([21]). (*Submodularity*) *A set function  $f : 2^V \rightarrow \mathbb{R}$  is submodular if for all sets  $S_1 \subseteq S_2 \subseteq V$  and any element  $s \in V \setminus S_2$ , it holds that*

$$f(S_1 \cup \{s\}) - f(S_1) \geq f(S_2 \cup \{s\}) - f(S_2). \quad (2)$$

On the basis of nonincreasing function, we have the following criterion to verify a submodular function.

**Lemma 2** ([21]). *A set function  $f : 2^V \rightarrow \mathbb{R}$  is submodular, if for all  $a \in V$ , the set function  $f_a(S) : 2^{V \setminus \{a\}} \rightarrow \mathbb{R}$  defined by  $f_a(S) = f(S \cup \{a\}) - f(S)$  is nonincreasing.*

Graph coloring is a way of coloring the vertices of an undirected graph such that no two adjacent vertices share the same color.

**Definition 3** ([22], [8]). (*k-coloring, chromatic number*) *A coloring using at most  $k$  colors is called k-coloring. The smallest number of colors needed to color a graph is called its chromatic number.*

*Matroids* are combinatorial structures that abstract the notion of linear independence in vector spaces. A matroid is a pair  $(E, \mathcal{I})$  where  $E$  is a finite ground set, and  $\mathcal{I}$  is the family of subsets of  $E$  which are said to be the independent sets. For notion of matroids, readers can refer to [10], [11].

### 3. A Graphic Characterization for Sparsity Pattern of Input Matrices

In this section, we give a graphic characterization for the sparsity pattern of  $B$  to render system (1) controllable and a deterministic procedure to construct an exact  $B$  with given sparsity patterns.

To this end, we first define a set of integers  $H_i$  as follows:

$$H_i = \{\mathcal{J} \subseteq \{1, \dots, n\} : X_{i\mathcal{J}}^\top \text{ is of FRR}, |\mathcal{J}| = k_i\}$$

for  $i = 1, \dots, p$ . From this definition,  $H_i$  is the collection of indices of all  $k_i$  linearly independent columns of  $X_i^\top$ .

**Remark 1.** *It should be noted that the elements constituting  $H_i$  do not vary with the exact  $X_i$  that is chosen. A simple algebraic manipulation can interpret this: let  $\tilde{X}_i$  be another left eigenbasis of  $A$  associated with  $\lambda_i$  different from  $X_i$ . Then, there must exist an invertible matrix  $W$  such that  $\tilde{X}_i = X_i W$ . Since it holds for arbitrary  $\mathcal{J} \subseteq \{1, \dots, n\}$  that*

$$\tilde{X}_{i\mathcal{J}}^\top = \tilde{X}_i^\top I_{\mathcal{J}} = W^\top X_i^\top I_{\mathcal{J}} = W^\top X_{i\mathcal{J}}^\top.$$

As  $W^\top$  is invertible, it can be seen straightforwardly that  $\tilde{X}_{i\mathcal{J}}^\top$  is of FRR if and only if  $X_{i\mathcal{J}}^\top$  is of FRR.

Given an STM  $A$ , a collection of its left eigenbases  $X_i|_{i=1}^p$ , and the input sparsity pattern  $\bar{B} \in \{0, *\}^{n \times l}$ , define the associated *input-state-mode (ISM) digraph*  $\mathcal{G}(A, \bar{B}) = (\mathcal{V}, \mathcal{E})$  as follows. The vertex set  $\mathcal{V} = \mathcal{U} \cup \mathcal{V}_s \cup \mathcal{V}_m$ , where  $\mathcal{U} = \{u_1, \dots, u_l\}$  denotes the input vertices,  $\mathcal{V}_s = \{1, \dots, n\}$  the state vertices, and  $\mathcal{V}_m = \{m_{11}, \dots, m_{1k_1}, \dots, m_{p1}, \dots, m_{pk_p}\}$  the mode vertices respectively. Notice that for each eigenvalue  $\lambda_i$ , there are  $k_i$  mode vertices associated with it, given by  $m_i = \{m_{i1}, \dots, m_{ik_i}\}$ . The directed edge set  $\mathcal{E} = \mathcal{E}_{\mathcal{U}, \mathcal{V}_s} \cup \mathcal{E}_{\mathcal{V}_s, \mathcal{V}_m}$ , where  $\mathcal{E}_{\mathcal{U}, \mathcal{V}_s} = \{(u_i, j) : \bar{B}_{ji} \neq 0, u_i \in \mathcal{U}, j \in \mathcal{V}_s\}$  denotes the links from inputs  $\mathcal{U}$  to states  $\mathcal{V}_s$ , and  $\mathcal{E}_{\mathcal{V}_s, \mathcal{V}_m} = \{(i, m_{jk}) : (X_j^\top)_{ki} \neq 0, i \in \mathcal{V}_s, m_{jk} \in \mathcal{V}_m\}$  the links from states  $\mathcal{V}_s$  to mode vertices  $\mathcal{V}_m$ .  $(X_j^\top)_{ki} \neq 0$  means that the  $k$ th mode associated with  $\lambda_j$  can be affected by the inputs injected to state  $i$ . An illustration of the ISM digraph is given in Fig. 2. Notice that the graph representation is noninvariant subject to the exactly chosen  $X_i$  (in the structure of  $\mathcal{E}_{\mathcal{V}_s, \mathcal{V}_m}$ ), while the results are unaffected by the nonuniqueness of the graph representation due to Remark 1.

**Theorem 1.** *(A graphic characterization for input sparsity to assure controllability) Given an STM  $A \in \mathbb{R}^{n \times n}$  and the sparsity pattern  $\bar{B} \in \{0, *\}^{n \times l}$  of input matrices, the following statements are equivalent:*

- (a). *there exists a real valued  $B$  with the sparsity pattern  $\bar{B}$ , such that  $(A, B)$  is controllable;*
- (b). *for each  $\lambda_i$ ,  $1 \leq i \leq p$ , there exists a  $k_i \times k_i$  dimensional submatrix of  $\bar{B}$  whose generic rank is  $k_i$ , and whose row index set belongs to  $H_i$ ;*
- (c). *for each  $\lambda_i$ ,  $1 \leq i \leq p$ , in the ISM digraph  $\mathcal{G}(A, \bar{B})$  associated with a collection  $X_i|_{i=1}^p$ , there exists  $k_i$  disjoint  $\mathcal{U} - \mathcal{V}_s - m_i$  paths, and denoting these  $k_i$  paths by  $\mathcal{P}_i$ ,  $V(\mathcal{P}_i) \cap \mathcal{V}_s \in H_i$ .*

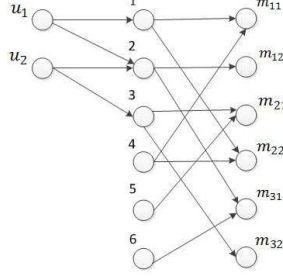
To prove Theorem 1, an intermediate lemma involving the determinant of matrix sums is needed.

**Lemma 3** (Binet-Cauchy Theorem, [6]). *Let  $M = [a_1, \dots, a_n]$ ,  $N = [b_1, \dots, b_n]^\top$ , where  $a_i, b_i \in \mathbb{C}^m$  for  $1 \leq i \leq n$ ,  $m \leq n$ . Then*

$$\det(MN) = \sum_{\mathcal{J} \in \Delta} \det(M_{\mathcal{J}}) \det([N]_{\mathcal{J}}) \quad (3)$$

where  $\Delta = \{\mathcal{J} \subseteq \{1, \dots, n\} : |\mathcal{J}| = m\}$ .

**Proof of Theorem 1.** (a)  $\Rightarrow$  (b): suppose there exists a  $B \in \bar{\mathcal{B}}$ , such that  $(A, B)$  is controllable. According to Lemma 1, this means that  $X_i^\top B$  is of FRR for  $i = 1, \dots, p$ . Therefore, there exists at



**Figure 2.** The input-state-mode digraph  $\mathcal{G}(A, \bar{B}) = (\mathcal{U} \cup \mathcal{V}_s \cup \mathcal{V}_m, \mathcal{E}_{\mathcal{U}, \mathcal{V}_s} \cup \mathcal{E}_{\mathcal{V}_s, \mathcal{V}_m})$  of Example 1.

least a  $k_i \times k_i$  submatrix of  $X_i^\top B$  which is invertible. Denote the column indices of such submatrix by  $v_i$  in  $X_i^\top B$ . Then according to Lemma 3,

$$\det((X_i^\top B)_{v_i}) = \sum_{\mathcal{J}_i \in \Delta_i} \det(X_{i\mathcal{J}_i}^\top) \det([B_{v_i}]_{\mathcal{J}_i}),$$

where  $\Delta_i = \{\mathcal{J} \subseteq \{1, \dots, n\} : |\mathcal{J}| = k_i\}$ . It can be seen that to make  $\det((X_i^\top B)_{v_i}) \neq 0$ , at least one  $\mathcal{J}_i \in \Delta_i$  exists such that  $\det(X_{i\mathcal{J}_i}^\top [B_{v_i}]_{\mathcal{J}_i}) \neq 0$ . It follows that  $X_{i\mathcal{J}_i}^\top$  and  $[B_{v_i}]_{\mathcal{J}_i}$  must be invertible simultaneously, which indicates that  $\text{grank}([B_{v_i}]_{\mathcal{J}_i}) = k_i$ , and  $\mathcal{J}_i \in H_i$  by the definition of  $H_i$ .

(b)  $\Rightarrow$  (a): suppose that (b) holds. Let  $\Gamma = \{\eta_1, \dots, \eta_{k_{nz}}\}$  be a set of free parameters in  $\bar{B}$  with  $k_{nz} \triangleq \|\bar{B}\|_0$ , and denote the obtained input matrix by  $\bar{B}(\Gamma)$ . For each  $\lambda_i$ ,  $1 \leq i \leq p$ , let  $h_i \in H_i$  be the row indices of a  $k_i \times k_i$  submatrix with generic rank  $k_i$  in  $\bar{B}$ , and  $\phi_i$  the corresponding column indices, which indicates  $|\phi_i| = k_i$ . By the condition that  $[\bar{B}_{\phi_i}]_{h_i}$  has full generic rank, it is not difficult to see that  $\det(X_i^\top \bar{B}(\Gamma)_{\phi_i})$  is a polynomial of  $\{\eta_1, \dots, \eta_{k_{nz}}\}$ , and is not identically zero (particularly, let the submatrix obtained by deleting rows indexed by  $h_i$  from  $\bar{B}(\Gamma)_{\phi_i}$  be zero, then  $\det(X_i^\top \bar{B}(\Gamma)_{\phi_i}) = \det(X_{h_i}^\top) \det([\bar{B}(\Gamma)_{\phi_i}]_{h_i}) \neq 0$ ). Consequently, the set of real zeros of  $\det(X_i^\top \bar{B}(\Gamma)_{\phi_i})$  forms an algebraic variety in  $\mathbb{R}^{k_{nz}}$  with zero Lebesgue measure, denoted by  $\mathcal{P}(i, \phi_i) = \{\Gamma \in \mathbb{R}^{k_{nz}} : \det(X_i^\top \bar{B}(\Gamma)_{\phi_i}) = 0\}$ . Define a set  $\mathcal{P}$  by

$$\mathcal{P} = \mathbb{R}^{k_{nz}} \setminus \bigcup_{i=1}^p \mathcal{P}(i, \phi_i).$$

As  $p$  is countable,  $\mathcal{P}$  is open and dense in  $\mathbb{R}^{k_{nz}}$ . That means, there always exists a  $\Gamma = \{\eta_1, \dots, \eta_{k_{nz}}\} \in \mathcal{P}$ , such that  $X_i^\top \bar{B}(\Gamma)$  has a  $k_i \times k_i$  invertible submatrix  $X_i^\top \bar{B}(\Gamma)_{\phi_i}$  for all  $i = 1, \dots, p$ , indicating that  $X_i^\top \bar{B}(\Gamma)$  is of FRR. By Lemma 1, this leads to the controllability of  $(A, \bar{B}(\Gamma))$ .

The equivalence between (b) and (c) is obtained by the following observation. An  $n_1 \times n_2$  ( $n_1 \leq n_2$ ) structured matrix  $\bar{D}$  has full row generic rank, if and only if there are  $n_1$  independent free parameters of which any two entries don't locate in the same row and the same column of  $\bar{D}$ . Equivalently, the bipartite digraph associated with  $\bar{D}$  has a matching with size  $n_1$  [22]. Based on this and the construction of the ISM digraph, the statement that there are  $k_i$  disjoint  $\mathcal{U}$ - $\mathcal{V}_s$ - $m_i$  paths  $\mathcal{P}_i$  while the intersection of  $\mathcal{V}_s$  and  $V(\mathcal{P}_i)$  forms an element of  $H_i$ , is equivalent to that, there exists a  $k_i \times k_i$  submatrix in  $\bar{B}$  with full generic rank while its row indices correspond to a  $k_i \times k_i$  invertible submatrix of  $X_i^\top$ . Therefore, (c) possesses all the properties hold by (b); and vice versa. ■

Considering Condition (c) of Theorem 1, it states that  $k_i$  disjoint  $\mathcal{U}$ - $\mathcal{V}_s$ - $m_i$  paths must exist, and these paths should pass through certain  $h_i \in H_i$ , for each  $1 \leq i \leq p$ , which has a similar form

to a three-dimensional matching<sup>2</sup> with additional constraints on the matched vertices. We say a subset of mode vertices  $m_i^s \subseteq m_i$  is constrained-matched by a set of inputs  $\mathcal{U}_s \subseteq \mathcal{U}$ , if there exist  $|m_i^s|$  disjoint  $\mathcal{U}_s - \mathcal{V}_s - m_i^s$  paths, denoted by  $\mathcal{P}_i^s$ , such that  $V(\mathcal{P}_i^s) \cap \mathcal{V}_s \subseteq h_i$  for some  $h_i \in H_i$ . With a little abuse of terminology, in the following we call Condition (c) of Theorem 1 the *constrained-matching condition* for simplicity. It is not difficult to see that, when the STM  $A$  is simple, the constrained-matching condition collapses to a hitting set<sup>3</sup> (see Section 2). Example 1 illustrates the ISM digraph and a direct application of Theorem 1.

**Example 1.** *Suppose*

$$A = \begin{bmatrix} 4/3 & 0 & 0 & -4/3 & 0 & 0 \\ 0 & 1 & 0 & 0 & 0 & 0 \\ 0 & 0 & 3 & 0 & 0 & 0 \\ -1/6 & 0 & 0 & 5/3 & 0 & 0 \\ 0 & 0 & -3 & 0 & 2 & 0 \\ 0 & 1 & 0 & 0 & 0 & 3 \end{bmatrix}.$$

The STM  $A$  has  $p = 3$  distinct eigenvalues, which are  $\lambda_1 = 1, \lambda_2 = 2, \lambda_3 = 3$  respectively, with geometric multiplicities  $k_i = 2$  for  $i = 1, 2, 3$ . One collection of left eigenbases of  $A$  is given by

$$\begin{bmatrix} X_1^\top \\ X_2^\top \\ X_3^\top \end{bmatrix} = \begin{bmatrix} 1 & 0 & 0 & 2 & 0 & 0 \\ 0 & 1 & 0 & 0 & 0 & 0 \\ \hline 0 & 0 & 3 & 0 & 1 & 0 \\ -1 & 0 & 0 & 4 & 0 & 0 \\ \hline 0 & 1 & 0 & 0 & 0 & 2 \\ 0 & 0 & 1 & 0 & 0 & 0 \end{bmatrix}. \quad (4)$$

Accordingly,  $H_1 = \{\{1, 2\}, \{2, 4\}\}$ ,  $H_2 = \{\{1, 3\}, \{1, 5\}, \{3, 4\}, \{4, 5\}\}$  and  $H_3 = \{\{2, 3\}, \{3, 6\}\}$ . Considering  $\bar{B} = \begin{bmatrix} * & * & 0 & 0 & 0 & 0 \\ 0 & * & * & 0 & 0 & 0 \end{bmatrix}^\top$ , the ISM digraph associated with the eigenbases (4) is given in Fig. 2. For the pair  $(A, \bar{B})$ , it can be found that paths  $\{u_1 \rightarrow 1 \rightarrow m_{11}, u_2 \rightarrow 2 \rightarrow m_{12}\}$ ,  $\{u_2 \rightarrow 3 \rightarrow m_{21}, u_1 \rightarrow 1 \rightarrow m_{22}\}$ ,  $\{u_2 \rightarrow 3 \rightarrow m_{32}, u_1 \rightarrow 2 \rightarrow m_{31}\}$  satisfy the constrained-matching condition for modes associated with  $\lambda_1, \lambda_2$  and  $\lambda_3$  respectively. Therefore, there exists a  $B \in \bar{\mathcal{B}}$  making  $(A, B)$  controllable; for example, setting all free parameters in  $\bar{B}$  to be 1 makes a controllable pair  $(A, B)$ .

**Remark 2** (Verifying the constrained-matching condition in polynomial time). *Given the STM  $A$ , a collection of eigenbases  $X_i|_{i=1}^p$  and  $\bar{B}$ , the constrained-matching condition can be verified leveraging the matroid intersection algorithm developed by Edmonds [10] in polynomial time. To be specific, define the ground set  $E = \{1, \dots, n\}$ , and the independent sets  $\mathcal{I}_i = \{J \subseteq E : \text{rank}(X_{iJ}^\top) = |J|\}$ , and  $\mathcal{I}_{\bar{B}} = \{J \subseteq E : \text{grank}(\bar{B}_J^\top) = |J|\}$ . Then  $(E, \mathcal{I}_i)$  and  $(E, \mathcal{I}_{\bar{B}})$  are two matroids. It can be verified that the  $k_i$  mode vertices associated with  $\lambda_i$  are constrained-matched, if and only if the maximum cardinality of intersections of the two aforementioned matroids  $\mathcal{I}_i \cap \mathcal{I}_{\bar{B}}$  equals  $k_i$ .*

Although we have characterized the sparsity pattern of input matrices to meet controllability, it is implicit how to construct such exact input matrices deterministically. This problem is important in the computational complexity analysis of general minimal controllability problems [27]. In the following, we provide a deterministic procedure (Algorithm 1) to generate an exact input matrix with a given feasible sparsity pattern to ensure controllability. Algorithm 1 is a greedy algorithm overall. The key point is that, in each iteration, we must update at least  $k_i$  free parameters of  $B$

<sup>2</sup>A 3-dimensional matching is a generalization of bipartite matching. Given three disjoint sets  $X, Y, Z$  and a set  $T$  which consists of triples  $(x, y, z)$  such that  $x \in X, y \in Y$  and  $z \in Z$ , a three-dimensional matching is a set  $M \subseteq T$  satisfying the following property: for any two distinct triples  $(x_1, y_1, z_1) \in M$  and  $(x_2, y_2, z_2) \in M$ , we have  $x_1 \neq x_2, y_1 \neq y_2, z_1 \neq z_2$ .

<sup>3</sup>Given a collection  $\mathcal{C} = \{C_1, \dots, C_m\}$  of subsets of  $\mathcal{M}$ , a hitting set is a set  $C^* \subseteq \mathcal{M}$ , such that  $C^*$  intersects with  $C_i$  for  $i = 1, \dots, m$ .

simultaneously for some  $i \in \{1, \dots, p\}$ , to ensure that the modes associated with  $\lambda_i$  can be controllable deterministically (equivalently, the dimension of controllable subspace can deterministically increase by at least the algebraic multiplicity of  $\lambda_i$ ); besides, to utilize the fact that a nonzero univariate polynomial with degree  $k$  has  $k$  zeros, we set all these  $k_i$  parameters having the same increasement in each iteration, and choose the increasement ( $m^*$ ) that maximizes the number of eigenvalues whose associated mode vertices are totally constrained-matched.

---

**Algorithm 1** : Generating deterministically a real input matrix for a given sparsity pattern to ensure controllability

---

**Input:** The STM  $A$ , its left eigenbases  $X_i|_{i=1}^p$ , the input matrix sparsity pattern  $\bar{B} \in \{0, *\}^{n \times l}$

**Output:** A real input matrix  $B \in \bar{\mathcal{B}}$  such that  $(A, B)$  is controllable

- 1: For each  $i, i \in \{1, \dots, p\}$ , find the  $k_i \times k_i$  submatrix in  $\bar{B}$  satisfying Condition (b) of Theorem 1 (if not satisfied, the feasible input matrix does not exist), whose column index set is denoted by  $\phi_i$ , and determine  $k_i$  free parameters in the aforementioned submatrix among which any two don't locate in the same rows and columns, denoting their corresponding unit basis matrices in  $\mathbb{R}^{n \times l}$  by  $e_1^{(i)}, \dots, e_{k_i}^{(i)}$  (i.e.,  $e_j^{(i)} \in \mathbb{R}^{n \times l}$  and the entry in the position of the  $j$ th free parameter is 1,  $j = 1, \dots, k_i$ );
  - 2: Initialize  $B$  to the zero matrix,  $c^* = 0$ ;
  - 3: **for**  $i = 1$  to  $p$  **do**
  - 4:     **if**  $\det(X_i^\top B_{\phi_i}) = 0$  **then**
  - 5:         **for**  $m = 1, \dots, 1 + \sum_{i=1}^p k_i$  **do**
  - 6:              $B^{(m,i)} = B + \sum_{j=1}^{k_i} m e_j^{(i)}$ , set  $\mathcal{Z}_m = \left\{ q : \det(X_q^\top B_{\phi_q}^{(m,i)}) \neq 0, q \in \{1, \dots, p\} \right\}$ ;
  - 7:             **end for**
  - 8:             Let  $m^* \in \arg \max_m |\mathcal{Z}_m|$ ,  $c^* = |\mathcal{Z}_{m^*}|$ , and  $B \leftarrow B + \sum_{j=1}^{k_i} m^* e_j^{(i)}$ ;
  - 9:         **end if**
  - 10:     **IF**  $c^* = p$ , break and return  $B$ .
  - 11: **end for**
- 

**Theorem 2.** *Given  $A$  and the associated left eigenbases  $X_i|_{i=1}^p$ , and  $\bar{B}$  satisfying the constrained-matching condition, Algorithm 1 can deterministically find a real valued matrix  $B \in \bar{\mathcal{B}}$  such that  $(A, B)$  is controllable in polynomial time.*

**Proof:** Denote the free parameters of  $\bar{B}$  corresponding to basis matrices  $e_1^{(i)}, \dots, e_{k_i}^{(i)}$  in Step 1 of Algorithm 1 by  $\eta_1^{(i)}, \dots, \eta_{k_i}^{(i)}$  respectively, for  $i = 1, \dots, p$ . Considering the **for** loop beginning at Step 3 of Algorithm 1, fix  $B$  and  $i$  when  $\det(X_i^\top B_{\phi_i}) = 0$ , and let  $F_i^{(k)}(m) = \det(X_k^\top B_{\phi_k}^{(m,i)}) - \det(X_k^\top B_{\phi_k})$  with  $B^{(m,i)}$  given in Line 6 of Algorithm 1,  $k \in \{1, \dots, p\}$ . From Lemma 3,  $\det(X_i^\top B_{\phi_i}) = \sum_{\mathcal{J}_i \in \Delta_i} \det(X_i^\top) \det([B_{\phi_i}]_{\mathcal{J}_i})$ , where  $\Delta_i = \{\mathcal{J} : \mathcal{J} \subseteq \{1, \dots, n\}, |\mathcal{J}| = k_i\}$ . It can be seen that in  $\det(X_i^\top B_{\phi_i})$ , the coefficient of the variable term  $\prod_{j=1}^{k_i} \eta_j^{(i)}$  is nonzero, given by  $\pm \det(X_{ih_i}^\top)$ , where  $h_i \in H_i$  is the row index set of the aforementioned  $k_i \times k_i$  submatrix of  $\bar{B}$  in Step 1 of Algorithm 1. Consequently,  $F_i^{(i)}(m)$  is a nonzero polynomial of  $m$  with degree  $k_i$ . Therefore, there are at most  $k_i$  zeros for  $F_i^{(i)}(m)$ , i.e., at most  $k_i$  distinct real values exist making  $\det(X_i^\top B_{\phi_i}^{(m,i)}) = 0$  (noticing  $\det(X_i^\top B_{\phi_i}) = 0$ ). Let us consider  $q \in \{1, \dots, p\} \setminus \{i\}$  and  $\det(X_q^\top B_{\phi_q}) \neq 0$ . Following a similar argument,  $F_i^{(q)}(m)$  is either a nonzero univariate polynomial of  $m$  with degree at most  $k_q$ , or identically zero, but can't be some nonzero constant (otherwise it contradicts the fact that  $F_i^{(q)}(0) = 0$ ). Therefore, the equation  $F_i^{(q)}(m) + \det(X_q^\top B_{\phi_q}) = 0$  has at most  $k_q$  roots; that is, at most  $k_q$  distinct real values can make  $\det(X_q^\top B_{\phi_q}^{(m,i)}) = 0$ . Similarly, for those  $r \in \{1, \dots, p\} \setminus \{i\}$  and

$\det(X_r^\top B_{\phi_r}) = 0$ ,  $F_i^{(r)}(m)$  is either identically zero, or a univariate polynomial of  $m$  with degree at least 1 and at most  $k_r$ .

As a result of the above analysis, in any set consisting of  $1 + \sum_{i=1}^p k_i$  distinct real values, there exists at least one real value  $m_0$ , such that  $\det(X_i^\top B_{\phi_i}^{(m_0, i)}) \neq 0$  for fixed  $i$  satisfying  $\det(X_i^\top B_{\phi_i}) = 0$ , and  $\det(X_q^\top B_{\phi_q}^{(m_0, i)}) \neq 0$  for all  $q \in \{1, \dots, p\} \setminus \{i\}$  satisfying  $\det(X_q^\top B_{\phi_q}) \neq 0$ , and  $\det(X_r^\top B_{\phi_r}^{(m_0, i)}) \neq 0$  for all  $r \in \{1, \dots, p\} \setminus \{i\}$  satisfying  $\det(X_r^\top B_{\phi_r}) = 0$  while  $F_i^{(r)}(m)$  is not identically zero. Since  $m^*$  is the value maximizing  $|\mathcal{Z}_m|$ ,  $m^*$  satisfies the above property. Hence, by means of each iteration from Line 4 to Line 9 of Algorithm 1, the number of eigenvalues  $\lambda_k$  with  $\det(X_k^\top B_{\phi_k}) = 0$ ,  $k \in \{1, \dots, p\}$ , reduces at least one; that is, let  $\mathcal{Z}_{\hat{m}^*}$  be the corresponding  $\mathcal{Z}_{m^*}$  in next iteration, then  $|\mathcal{Z}_{\hat{m}^*}| \geq |\mathcal{Z}_{m^*}| + 1$ . After at most  $p$  iterations,  $|\mathcal{Z}_{m^*}| = p$ , i.e.,  $\det(X_i^\top B_{\phi_i}) \neq 0$  for all  $i \in \{1, \dots, p\}$  is satisfied, which, according to Lemma 1, certainly leads to the controllability of  $(A, B)$ , while  $B \in \bar{\mathcal{B}}$ . Step 1 can be implemented in polynomial time using the matroid intersection algorithm, and the rest steps run in polynomial time. Therefore, Algorithm 1 has polynomial time complexity. ■

**Remark 3.** *From the above proof, the value set in the **for** statement in Line 5 of Algorithm 1 can be any set consisting of  $1 + \sum_{i=1}^p k_i$  distinct real values, which admits more flexibility in designing an input matrix with entries satisfying certain constraints, such as magnitudes or matrix norm restrictions. [28] has provided the parameterization for real input matrices to guarantee controllability. Different from [28], we set sparsity restriction on the input matrices. Algorithm 1 differs from the procedure in [27] and the deterministic algorithm in [13] in that, we admit the existence of multiple eigenvalues, which makes the same problem more challengeable. The input matrix construction problem can also be seen as an extension of the so called matrix completion problem [5].*

In fact, the proof of Theorem 1 makes it clear that controllability is a generic property [3] even for a fixed  $A$  and a structured  $\bar{B}$ . That is, given  $A$ , almost all numerical instances of  $\bar{B}$  characterized by Theorem 1 make  $(A, B)$  controllable. With the availability of Algorithm 1, in the following we focus on the sparsity pattern of input matrices for the associated  $l$ -MSCP, MACP and MICP rather than an exact numerical instance, which we sometimes call *input configuration*.

#### 4. MICP with State Constraints

It has been made clear that, the minimal number of inputs assuring controllability equals  $k_{\max}$ , the maximum geometric multiplicity of the STM, when there is no sparsity pattern restriction on the input matrix, e.g. [28]. In the following, as a direct application of Theorem 1, we investigate the MICP with actuated-forbidden states. As illustrated in Section 2, it is accepted that this consideration is more practical in actual engineerings [28], [9].

To this end, denote the set of accessible states (i.e., states that can be directly controlled) by  $\mathcal{X}_a \subseteq \{1, \dots, n\}$ . Our main result is given as follows.

**Theorem 3.** *Given  $A$  and an accessible state set  $\mathcal{X}_a$ , the following two statements hold:*

- (1). *there exist feasible solutions to the MICP with accessible state set  $\mathcal{X}_a$ , only if for each  $i = 1, \dots, p$ , there exists an  $h_i \in H_i$ , such that  $h_i \subseteq \mathcal{X}_a$ ;*
- (2). *if the above condition is satisfied, the minimal number of inputs to assure controllability is  $k_{\max}$ .*

**Proof.** From Theorem 1, the statement (1) of Theorem 3 is straightforward. Now suppose that there is a collection of sets  $\{h_1, \dots, h_p\}$ , satisfying  $h_i \in H_i$  and  $h_i \subseteq \mathcal{X}_a$  simultaneously for  $i = 1, \dots, p$ . Let  $h_i = \{h_{i_1}, \dots, h_{i_{k_i}}\}$ , and without losing generality, assume that  $h_{i_1} < \dots < h_{i_{k_i}}$ . Then, for each

$i = 1, \dots, p$ , construct a structured matrix  $\bar{B}^i \in \{0, *\}^{n \times k_{\max}}$  by letting  $\bar{B}_{h_{i_j}, j}^i = *$  for  $j = 1, \dots, k_i$ , and otherwise zero. Let  $\bar{B}$  be the union of these  $\bar{B}^i$ , i.e.,

$$\bar{B} = \bigcup_{i=1, \dots, p} \bar{B}^i.$$

It suffices to see that  $\bar{B}$  satisfies the constrained-matching condition and the actuated states are in  $\mathcal{X}_a$ , while  $\bar{B}$  has  $k_{\max}$  inputs. Hence, by Theorem 1 and the deterministic procedure Algorithm 1, Statement (2) of Theorem 3 is proved.  $\blacksquare$

**Example 2** (Example of the MICP with actuated-forbidden states). *Considering the circuit in Fig. 1 with  $N = 2$ , let the parameters be  $R_1 = R_2 = 1$ ,  $L_1 = L_2 = 1$ ,  $C_1 = C_2 = 1$ , where their physical units are the standard units and thus omitted. The goal is to control all the state variables  $[i_1(t), u_1(t), i_2(t), u_2(t)]$  using as less independent voltage sources as possible. We have that*

$$A = \begin{bmatrix} -1 & -1 & 0 & 0 \\ 1 & 0 & -1 & 0 \\ 0 & 0 & -1 & -1 \\ 0 & 0 & 1 & 0 \end{bmatrix},$$

which has a pair of conjugate eigenvalues with  $k_1 = 1, k_2 = 1$ . According to [28], the minimal number of inputs equals  $k_{\max} = 1$  and the feasible real input matrices can be parameterized as  $B = T[b_1, b_2, \hat{b}_1, \hat{b}_2]^\top$  where  $T$  is the matrix such  $J = T^{-1}AT$  is the Jordan canonical form of  $A$ ,  $\hat{b}_1 \neq 0$  ( $\hat{b}_2$ ) is the conjugate of  $b_1$  ( $b_2$ ). However, not all the  $[b_1, b_2, \hat{b}_1, \hat{b}_2]^\top$  are feasible in practical, as it may lead to a  $B$  having the sparsity pattern as  $[*, *, *, *]^\top$  such that  $u_1(t)$  and  $u_2(t)$  are directly controlled. Considering the state constraints, let the sparsity pattern of  $B$  be  $[*, 0, *, 0]$ . Then a feasible input matrix is obtained as  $B = [0, 0, 1, 0]^\top$  corresponding to placing a voltage source  $e_2(t)$  (for more complicated cases, Algorithm 1 can be implemented).

Another direct application of Theorem 1 is to show that the minimal number of actuated states to ensure controllability does not vary with the number of inputs for an arbitrary STM  $A$  (on the premise that the number of inputs is no less than  $k_{\max}$ ). To this end, similar to the arguments of [13], [27], given  $A$ , we say  $A$  is  $k$ -sparse diagonal controllable, if there exists a diagonal  $B_d \in \mathbb{R}^{n \times n}$  with sparsity no more than  $k$  such that  $(A, B_d)$  is controllable; we say  $A$  is  $k$ -actuated  $l$ -input controllable, if there is a  $B_l \in \mathbb{R}^{n \times l}$  whose number of nonzero rows is at most  $k$  and number of nonzero columns is at most  $l$ , such that  $(A, B_l)$  is controllable.

**Theorem 4.** *Given  $A$ ,  $A$  is  $k$ -sparse diagonal controllable, if and only if  $A$  is  $k$ -actuated  $l$ -input controllable for any  $l \geq k_{\max}$ ; the same case holds even when there are actuated-forbidden states.*

**Proof:** The **if** direction is obvious as one can simply set the  $i$ -th diagonal of  $B_d$  to be nonzero if the  $i$ -th row of  $B_l$  is nonzero. The **only if** direction follows a similar construction procedure to the proof of Theorem 3 of constructing an  $n \times l$  input matrix from a number of  $k$  actuated states, where one just need to replace  $k_{\max}$  by  $l$  and let  $k$  be  $|h_1 \cup \dots \cup h_p|$ . The case when there are forbidden-actuated states follows a similar argument.  $\blacksquare$

## 5. Approximation Algorithms for MACP and $l$ -MSCP: a Graphic Approach

It is proved in [13] that the MACP is NP-hard. In this section, we develop algorithms to approximate the MACP and  $l$ -MSCP for general STMs from a graphic perspective.

### 5.1. Graphic Submodular Function for MACP

In this part we give a new graphic submodular function for the MACP based on the constrained-matching condition, without computing the controllability Gramian or controllability matrix.

Let  $V = \{1, \dots, n\}$  be the set of states, and  $S \subseteq V$  be the set of states actuated by diagonal inputs. We define a set function  $f : 2^V \rightarrow \mathbb{R}$  as the maximum number of mode vertices that can be constraint-matched by inputs  $I_S$  in the associated ISM digraph  $\mathcal{G}(A, I_S)$ , that is,

$$f(S) = \sum_{i=1}^p \max_{h_i \in H_i} |S \cap h_i|. \quad (5)$$

It is obvious that, when  $A$  is simple, the above function becomes the number of eigenvalues whose associated eigenvectors  $X_i$  intersect with  $S$ . According to the definitions of  $H_i$  and rank of a matrix, we have  $\max_{h_i \in H_i} |S \cap h_i| = \text{rank}(X_{iS}^\top)$ . Therefore, (5) can be equivalently rewritten as

$$f(S) = \sum_{i=1}^p \max_{h_i \in H_i} |S \cap h_i| = \sum_{i=1}^p \text{rank}(X_{iS}^\top). \quad (6)$$

From Theorem 1,  $f(S) = \sum_{i=1}^p k_i$  indicates that the resulting system  $(A, I_S)$  is controllable. Hence, maximizing  $f(S)$  on  $S \subseteq V$  leads to controllability. The following theorem reveals the submodularity of  $f(S)$ .

**Theorem 5.**  $f(S)$  defined in (5) is submodular on  $S \subseteq V = \{1, \dots, n\}$ . Consequently, the greedy algorithm based on  $f(S)$  (Algorithm 2) for the MACP achieves a  $\mathcal{O}(\log(n))$ -approximation, or more precisely, a  $\log(\sum_{i=1}^p k_i)$ -approximation.

**Proof.** For all  $a \in V$ , define a function  $f_a : 2^{V \setminus \{a\}} \rightarrow \mathbb{R}$  as

$$f_a(S) = f(S \cup \{a\}) - f(S).$$

For each  $i \in \{1, \dots, p\}$ , define  $f_a^{(i)} : 2^{V \setminus \{a\}} \rightarrow \mathbb{R}$  as  $f_a^{(i)}(S) = \max_{h_i \in H_i} |\{S \cup \{a\}\} \cap h_i| - \max_{h_i \in H_i} |S \cap h_i|$ . Then, it's clear that  $f_a(S) = \sum_{i=1}^p f_a^{(i)}(S)$ . From (6), it holds that

$$\begin{aligned} f_a^{(i)}(S) &= \max_{h_i \in H_i} |\{S \cup \{a\}\} \cap h_i| - \max_{h_i \in H_i} |S \cap h_i| \\ &= \text{rank}(X_{iS \cup \{a\}}^\top) - \text{rank}(X_{iS}^\top) \\ &= \text{rank}(X_{iS}^\top) + \text{rank}(X_{i\{a\}}^\top) - \dim(\text{span}(X_{iS}^\top) \cap \text{span}(X_{i\{a\}}^\top)) \\ &\quad - \text{rank}(X_{iS}^\top) \\ &= \text{rank}(X_{i\{a\}}^\top) - \dim(\text{span}(X_{iS}^\top) \cap \text{span}(X_{i\{a\}}^\top)), \end{aligned}$$

where  $\dim(\cdot)$  denotes the dimension of a linear space, and  $\text{span}(\cdot)$  the span of column vectors of a matrix. The third equality holds due to the fact that  $\dim(y_1 \cup y_2) = \dim(y_1) + \dim(y_2) - \dim(y_1 \cap y_2)$  for two linear subspaces  $y_1$  and  $y_2$ . The above relation indicates that  $f_a^{(i)}(S)$  is monotone decreasing on  $S$ . Hence,  $f_a(S) = \sum_{i=1}^p f_a^{(i)}(S)$  is also nonincreasing with  $S$  for any  $a \in V$ . From Lemma 2,  $f(S)$  is submodular on  $S \subseteq V$ . The remaining statement of Theorem 5 follows immediately after the submodularity of  $f(S)$  [21].  $\blacksquare$

It is worthwhile to mention that the controllability matrix and the controllability Gramian based submodular functions, which both measure the dimension of controllable subspaces, are used to approximate the MACP, e.g. in [13], [19]. Let us compare Algorithm 2 with them in terms of computation complexity. As is pointed out in [13], the calculation of the controllability

---

**Algorithm 2** : Approximation algorithm for the MACP

---

**Input:** The STM  $A$ **Output:** Approximation of the minimal actuated state set  $S$  such that  $(A, I_S)$  is controllable

- 1: Calculate  $X_i$  of  $A$ , for  $i = 1, \dots, p$ ;
  - 2: Initialize  $V \leftarrow \{1, \dots, n\}$ ,  $S \leftarrow \emptyset$ ;
  - 3: **while**  $f(S) < \sum_{i=1}^p k_i$  **do**
  - 4:    $s \leftarrow a' \in \arg \max_{a \in V \setminus S} f(S \cup \{a\}) - f(S)$  ( $f(S)$  is calculated according to (6));
  - 5:    $S \leftarrow S \cup \{s\}$ ;
  - 6: **end while**
  - 7: **return**  $S$ .
- 

matrix  $\mathcal{C}(A, I_S) = [I_S, AI_S, \dots, A^{n-1}I_S]$  is computationally burdensome, and the determination of  $\text{rank}(\mathcal{C}(A, I_S))$  may encounter numerical instability when the dimension of  $A$  becomes large. In each iteration of the greedy algorithm, the controllability Gramian  $W_S$ , can be determined numerically by solving the Lyapunov equation  $AW_S + W_S A^\top + I_S(I_S)^\top = 0$ , with complexity  $\mathcal{O}(n^3)$  when  $A \in \mathbb{R}^{n \times n}$  is stable [7]. In addition, to obtain the rank of  $W_S$ , it incurs complexity  $\mathcal{O}(n^3)$  using the singular value decomposition. While in Algorithm 2, one just needs to calculate the eigenbases of  $A^\top$  for once, which costs  $\mathcal{O}(n^3)$  complexity [6]. Then, in each iteration, the calculation of  $\text{rank}(X_{iS}^\top)$  can be implemented within linear complexity  $\mathcal{O}(n)$ , since usually  $k_i \ll n$ . Hence, computing  $f(S)$  incurs at most  $\mathcal{O}(pn)$  ( $\rightarrow \mathcal{O}(n^2)$ ) complexity. What's more, once we obtain  $X_i|_{i=1}^p$ , the determination of  $f(S)$  can be implemented parallelly due to the additivity of  $f(S)$  (while  $\text{rank}(W_S)$  can't). In summary, compared to the controllability Gramian or the controllability matrix based algorithms, Algorithm 2 incurs much less computation burden. *The restriction of the graphic submodular function based Algorithm 2 for a prescribed STM lies in the precision of calculating eigenbases, where round-off errors may influence the results.* See [17] for such discussions. Nevertheless, noting that (6) builds a bridge between the PBH test and submodular functions, Algorithm 2 can be applied to the input selection for a networked multi-input-multi-output system described in [26], [30], [29] without calculating the lumped STM and the associated eigenbases. Details are omitted due to space consideration.

### 5.2. Non-equivalence between the $l$ -MSCP and MACP

It is known from [13], [27], [17] that the number of inputs doesn't affect the minimal sparsity of an input matrix (*minimal input sparsity*) to insure controllability when  $A$  is simple. In the following, we show via a simple counterexample that the MACP (or the minimal diagonal controllability problem) is not necessarily equivalent to the  $l$ -MSCP in multiple eigenvalue case, *where 'equivalent' means that the optimal values of their solutions are always equal.* Then, we explore conditions under which such equivalence holds. This investigation is significant in determining solution to the  $l$ -MSCP from that of the MACP, as the latter problem is known to be approximated by simple greedy algorithms with the best guarantees in polynomial time [13]. Once we have guaranteed the equivalence between the MACP and the  $l$ -MSCP for a class of STMs  $A$ , we can construct a solution from the MACP to the  $l$ -MSCP using some standard manipulations (see Theorem 7).

**Example 3** (Example showing non-equivalence between the  $l$ -MSCP and MACP). *Let us revisit the STM  $A$  in Example 1. Let the prescribed number of inputs  $l = 2$  (satisfying  $l \geq k_{\max} = 2$ ). From the ISM digraph in Fig. 2, it is not difficult to see that at least 3 state variables need to be actuated to ensure controllability; for example, 3 independent inputs actuating the state set  $\{1, 2, 3\}$  or  $\{2, 3, 4\}$  satisfies the constrained-matching condition. However, for  $l = 2$ , it can be validated that any input configuration consisting of 3 input links with 2 independent inputs can't satisfy the*

*constrained-matching condition. At least 4 input links are needed for  $l = 2$  to ensure controllability; for instance, putting 1 on the (1, 1), (2, 1), (2, 2) and (3, 2)th entries of  $\bar{B}$  rendering controllability, which is exactly the case shown in the ISM digraph of Fig. 2.*

In the following, we leverage graph coloring to characterize the non-equivalence between the  $l$ -MSCP and MACP. To this end, define an auxiliary graph  $\mathcal{G}(h_1, \dots, h_p) = (\mathcal{V}_p, \mathcal{E}_p)$  associated with a given collection  $\{h_1, \dots, h_p\}$  where  $h_i \in H_i$  for  $i = 1, \dots, p$ : the vertex set  $\mathcal{V}_p = \bigcup_{i=1, \dots, p} h_i$ , and the undirected edge set  $\mathcal{E}_p = \{(j, k) : j, k \in h_i, \text{ and } j \neq k, i = 1, \dots, p\}$ . That is,  $\mathcal{G}(h_1, \dots, h_p)$  is the union of  $p$  cliques  $\mathcal{C}_{h_1}, \dots, \mathcal{C}_{h_p}$ , where  $\mathcal{C}_{h_i}$  is a  $k_i$ -clique formed by vertices of  $h_i$ ,  $i = 1, \dots, p$ . See Fig. 3 for illustration.

**Theorem 6.** *Given an STM  $A$ , the associated  $l$ -MSCP is equivalent to the MACP, if and only if there exists a collection  $\{h_1, \dots, h_p\}$  where  $h_i \in H_i$  for  $i = 1, \dots, p$  associated with an optimal solution to the MACP, such that the corresponding auxiliary graph  $\mathcal{G}(h_1, \dots, h_p)$  has an  $l$ -coloring.*

**Proof.** Necessity: let  $k_{opt}$  be minimal number of actuated states in MACP. Suppose that the sparsity of the optimal value to the  $l$ -MSCP is also  $k_{opt}$  with the corresponding input matrix being  $B_l$ . Then, there is only one nonzero entry in every nonzero row of  $B_l$ ; otherwise, the number of nonzero rows of  $B_l$  is less than  $k_{opt}$ , which, according to Theorem 4, indicates that the system is  $k^*$ -sparse diagonal controllable with  $k^* < k_{opt}$ , causing a contradiction. Therefore, each state is actuated by at most one input in the optimal solution of the  $l$ -MSCP. Let  $h_1 \in H_1, \dots, h_p \in H_p$  be the collection of actuated states associated with the MSCP satisfying the constrained-matching condition. Then,  $\bigcup_{1 \leq i \leq p} h_i$  also corresponds to an optimal solution to the MACP with the cardinality given by  $\left| \bigcup_{1 \leq i \leq p} h_i \right|$ . According to the definition of  $\mathcal{G}(h_1, \dots, h_p)$ , the fact that each state with index in  $\bigcup_{1 \leq i \leq p} h_i$  is actuated by at most one input from the  $l$  inputs and no two states with indices in  $h_i$  share a common input, indicates that  $\mathcal{G}(h_1, \dots, h_p)$  has an  $l$ -coloring.

Sufficiency: when  $\mathcal{G}(h_1, \dots, h_p)$  has an  $l$ -coloring, where  $\{h_1, \dots, h_p\}$  corresponds to an optimal solution to the MACP with  $h_i \in H_i, k_{opt} \triangleq \left| \bigcup_{1 \leq i \leq p} h_i \right|$ , no two states with indices in  $h_i$  share a common color from the construction of  $\mathcal{G}(h_1, \dots, h_p)$ . Let  $\{q_1, \dots, q_{k_{opt}}\} \triangleq \bigcup_{1 \leq i \leq p} h_i$ , and let the corresponding coloring indices be  $\{c_1, \dots, c_{k_{opt}}\}$ , where  $1 \leq q_i \leq n, 1 \leq c_i \leq l$  for  $i = 1, \dots, k_{opt}$ . Construct a matrix  $\bar{B} \in \{0, *\}^{n \times l}$  by letting  $\bar{B}_{q_i, c_i} = *$  for  $i = 1, \dots, k_{opt}$ . Then, it suffices that  $\bar{B}$  satisfies the constrained-matching condition, while every nonzero row of  $\bar{B}$  has only one nonzero entry. Thus,  $\|\bar{B}\|_0 = k_{opt}$ , which, according to Theorem 4, indicates that  $\bar{B}$  must be an optimal input configuration of the  $l$ -MSCP.  $\blacksquare$

It is probably hard to verify the condition of Theorem 6 in general, as the optimal solution to the MACP is needed therein, which is NP-hard. Besides, verifying whether a graph has an  $l$ -coloring is generally NP-complete for  $l \geq 3$  [22]. Nevertheless, utilizing properties of graph coloring [8], some easily verified sufficient conditions to guarantee the equivalence between the two problems can be obtained, given as Corollary 1.

**Corollary 1.** *Given an STM  $A \in \mathbb{R}^{n \times n}$ , under each of the following circumstances, the associated MACP is equivalent to the  $l$ -MSCP ( $l \geq k_{max}$ ):*

- i. every eigenvalue of  $A$  has geometric multiplicity 1, i.e.,  $k_1 = \dots = k_p = 1$ ;
- ii.  $\sum_{i \in \{1, \dots, p_r + \frac{p_c}{2}\} \setminus \{i^*\}} \binom{k_i}{2} < k_{max}$ , where  $i^*$  is such that  $\lambda_{i^*}$  is the unique eigenvalue with geometric multiplicity being  $k_{max}$  among  $\{\lambda_1, \dots, \lambda_{p_r + \frac{p_c}{2}}\}$ ;
- iii.  $l \geq \min\{\sum_{i=1}^{p_r + \frac{p_c}{2}} k_i, 1 + \sum_{i=1}^{p_r + \frac{p_c}{2}} \binom{k_i}{2}\}$ ;

**Proof.** Case (i) of Corollary 1 is obvious as the associated auxiliary graph  $\mathcal{G}(h_1, \dots, h_p)$  for any

collection  $h_i|_{i=1}^p$  becomes a set of isolated vertices, which certainly has an  $l$ -coloring. For Cases (ii) and (iii), let  $\mathcal{G}(h_1, \dots, h_p) = (\mathcal{V}_p, \mathcal{E}_p)$  be the auxiliary graph for any collection  $h_i|_{i=1}^p$  satisfying  $h_i \in H_i$  and  $h_{p_r+i} = h_{p_r+i+p_c/2}$ . Then, Case (ii) is due to the fact that for any graph  $\mathcal{G} = (\mathcal{V}, \mathcal{E})$  with chromatic number  $\chi(\mathcal{G})$ , it holds that [8, Chap. 1]  $\chi(\mathcal{G})(\chi(\mathcal{G}) - 1)/2 \leq |\mathcal{E}|$ . Note that, with the condition of Case (ii), it follows

$$|\mathcal{E}_p| \leq \frac{(k_{\max}-1)k_{\max}}{2} + \sum_{i \in \{1, \dots, p_r + \frac{p_c}{2}\} \setminus \{i^*\}} \binom{k_i}{2} < \frac{(k_{\max}-1)k_{\max}}{2} + k_{\max} = \frac{(k_{\max}+1)k_{\max}}{2},$$

which means that  $\mathcal{G}(h_1, \dots, h_p)$  has a chromatic number at most  $k_{\max} \leq l$ . For Case (iii), notice that the maximum vertex degree of  $\mathcal{G}(h_1, \dots, h_p)$  is no more than  $|\mathcal{E}_p| \leq \sum_{i=1}^{p_r + \frac{p_c}{2}} \binom{k_i}{2}$ , and the vertex number satisfies  $|\mathcal{V}_p| \leq \sum_{i=1}^{p_r + \frac{p_c}{2}} k_i$ . Then, Case (iii) is a direct derivation from the fact that the chromatic number of any graph is at most one more than its maximum vertex degree [8, Chap. 1, Theo. 11], and is no more than its total number of vertices. ■

**Remark 4.** *Case (ii) of Corollary 1 is suitable for a class of networks having an eigenvalue with geometric multiplicity much higher than the other ones. Many real networks emerge this property, such as scale-free networks with low average degrees, (undirected) ER random networks with low or high connecting probabilities, or Laplacian complete networks, where the eigenvalue  $\lambda = 0$  usually has very high geometric multiplicity; see [9], [25]. Case (iii) of Corollary 1 gives an upper bound for  $l$  to guarantee the equivalence between the  $l$ -MSCP and MACP in terms of geometric multiplicities. It can be seen that, Case (i) is a special case of Case (iii).*

### 5.3. Algorithms for $l$ -MSCP

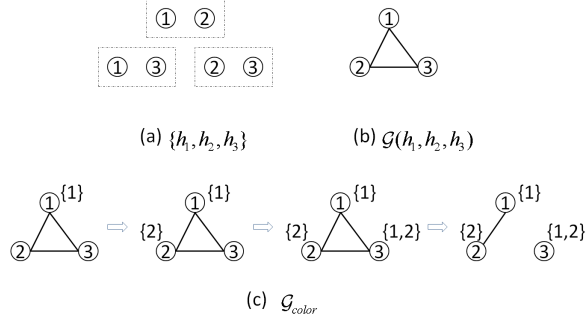
In the above section, we have shown the non-equivalence between the  $l$ -MSCP the MACP in general. Because of the non-equivalence, we can't directly obtain a solution to the  $l$ -MSCP from the MACP like the simple dynamics case shown in [13], [17] and [27]. We propose two algorithms to approximate the  $l$ -MSCP. The first algorithm, *the simple greedy algorithm*, is a modification of the greedy algorithm for the MACP using the graphic function defined in this paper. The second algorithm, *the two-stage algorithm*, is a combination of algorithms for the MACP and dynamic coloring techniques, which comes with guaranteed performance bounds.

#### 5.3.1. Simple greedy algorithm

A natural idea for the  $l$ -MSCP is to utilize a greedy algorithm like the MACP, i.e., in each iteration selecting an input link to maximize the increase in the dimension of controllable subspace. The challenge lies in that, given a structured input matrix  $\bar{B} \in \{0, *\}^{n \times l}$ , it is hard to use numerical methodologies to determine the generic dimension of the controllable subspace of  $(A, \bar{B})$  (i.e., the generic rank of the controllability matrix  $\mathcal{C}(A, \bar{B})$ ). Motivated from the MACP, the objective function in the simple greedy algorithm can alternatively be a modification of the graphic function (6). To be specific, for a given  $A$  and  $\bar{B} \in \{0, *\}^{n \times l}$ , let  $g(\bar{B})$  be the *maximum size of constrained-matched mode vertices in the associated ISM digraph  $\mathcal{G}(A, \bar{B})$* . According to the relation between generic rank of a structured matrix and its associated digraph,  $g(\bar{B})$  is equivalently written as

$$g(\bar{B}) = \sum_{i=1}^p \text{grank}(X_i^\top \bar{B}). \quad (7)$$

Based on the above arguments, the simple greedy algorithm has a similar framework to Algorithm 2, i.e., in each iteration choosing a nonzero entry added to  $\bar{B}$  to maximize the increasement of  $g(\bar{B})$ ,



**Figure 3.** (a) and (b): the auxiliary graph  $\mathcal{G}(h_1, h_2, h_3)$  with  $h_1 = \{1, 2\}$ ,  $h_2 = \{1, 3\}$ ,  $h_3 = \{2, 3\}$  for Example 1. (c): the process of using 2 colors to color  $\mathcal{G}(h_1, h_2, h_3)$ .

until  $g(\bar{B}) = \sum_{i=1}^p k_i$ . Following Remark 2,  $\text{grank}(X_i^\top \bar{B})$  in (7) can be computed deterministically using the matroid intersection algorithm in polynomial time.

It should be emphasized that the function  $g(\bar{B})$  is in general *not submodular* on the free parameters of  $\bar{B}$ , except for  $k_i \equiv 1$ . A counterexample demonstrating the non-submodularity of  $g(\bar{B})$  is presented in Example 4. In addition, we note that any functions mapping the additional input links to the generic dimensions of controllable subspaces are not necessarily submodular. Due to lack of submodularity, it is open to find a nontrivial guaranteed bound for the simple greedy algorithm. In practise, it performs very well *in terms of approximation* as shown by numerical experiments in Section 6.

**Example 4** (Non-submodularity of  $g(\bar{B})$ ). Consider  $A = \begin{bmatrix} 2 & 0 \\ 0 & 2 \end{bmatrix}$ . Let  $\bar{B}_1 = \begin{bmatrix} * & 0 \\ 0 & 0 \end{bmatrix}$ ,  $\bar{e}_{1,2} = \begin{bmatrix} 0 & * \\ 0 & 0 \end{bmatrix}$  and  $\bar{B}_2 = \begin{bmatrix} * & 0 \\ * & 0 \end{bmatrix}$ . It can be validated that

$$g(\bar{B}_1 \cup \bar{e}_{1,2}) - g(\bar{B}_1) = 0, \quad g(\bar{B}_2 \cup \bar{e}_{1,2}) - g(\bar{B}_2) = 1,$$

consequently,  $g(\bar{B}_2 \cup \bar{e}_{1,2}) - g(\bar{B}_2) > g(\bar{B}_1 \cup \bar{e}_{1,2}) - g(\bar{B}_1)$  while  $\bar{B}_1 \subseteq \bar{B}_2$ , which shows that  $g(\bar{B})$  is non-submodular.

### 5.3.2. Two-stage algorithm

To obtain algorithms with guaranteed performances, we propose the two-stage algorithm (Algorithm 3). This algorithm is motivated by Theorem 6, where graph coloring is used to characterize conditions on the equivalence between the  $l$ -MSCP and the MACP. The basic idea is that, we can obtain a solution to the  $l$ -MSCP from that of the MACP by adding as few input links as possible to avoid coloring confliction when the number of inputs is limited. However, we strongly suspect that it is NP-hard to find the smallest difference in sparsity between a feasible solution to the MACP and one to the  $l$ -MSCP obtained from the MACP.<sup>4</sup>

As suggested by its name, the two-stage algorithm consists of two steps: the first step, using Algorithm 2 to approximate the optimal set of actuated states for the associated MACP; the

<sup>4</sup>Notice that it is NP-hard to find the smallest number of colors to color a given graph, under the setting that the number of available colors is fixed and to avoid coloring collision a vertex can be assigned more than one color simultaneously. If such problem is polynomially solved, then determining whether a graph has a  $k$  coloring is polynomially solved too, contradicting to the well-known fact that determining whether graphs admit a  $k$  coloring is NP-complete for  $k \geq 3$ .

second step, adopting *dynamic coloring techniques* [22] to approximate the minimal input links added to avoid coloring confliction caused by limitation of independent inputs. See Fig. 3 for a simple illustration of such process. It should be noted that, coloring one vertex using more than one colors is admitted in Algorithm 3, which is the key difference from the traditional graph coloring rules. Particularly, the rule (8) of Algorithm 3 is crucial and slightly skillful; see the proof of Theorem 7. This algorithm has a logarithmic approximation factor if  $k_{\max}$  is bounded, and is computationally efficient. Particularly, it is guaranteed that in the cases suggested in Corollary 1, Algorithm 3 always returns an  $\mathcal{O}(\log(n))$  approximation.

---

**Algorithm 3** : Two-stage algorithm for the  $l$ -MSCP

---

**Input:** The STM  $A$ , a fixed number of inputs  $l$  ( $l \geq k_{\max}$ )

**Output:** Approximated input configuration for the  $l$ -MSCP

- 1: Calculate  $X_i$  of  $A$ , for  $i = 1, \dots, p$ ;
- 2: Find an approximated solution to the associated MACP using Algorithm 2, denoted by  $S$ , and determine a collection of the corresponding sets  $h_i|_{i=1}^{p_r+p_c/2}$ , such that  $h_i \in H_i$ , and  $h_i \subseteq S$ ;
- 3: Construct the auxiliary graph  $\mathcal{G}(h_1, \dots, h_{p_r+p_c/2})$ ;
- 4: Use  $l$  colors to color  $\mathcal{G}(h_1, \dots, h_{p_r+p_c/2})$  according to the following rules: index the  $l$  colors as  $1, 2, \dots, l$ , and initialize  $\mathcal{G}_{color} = \mathcal{G}(h_1, \dots, h_{p_r+p_c/2})$ . For each iteration, do the following operations, until there is no uncolored vertex in  $\mathcal{G}_{color}$ :
  - among all uncolored vertices, choose the one which is adjacent to the largest number of differently colored vertices, denoted by  $v^*$ ;
  - if vertex  $v^*$  has  $l$  differently colored neighbors, assign  $k_{\max}^*$  distinct colors to  $v^*$ , where

$$k_{\max}^* = \max\{k_i : v^* \in h_i, 1 \leq i \leq p_r + p_c/2\}, \quad (8)$$

and remove the edges between  $v^*$  and its neighbors from  $\mathcal{G}_{color}$ ; otherwise, assign  $v^*$  a color different from  $v^*$ 's colored neighbors, such that the number of already used colors is minimized;

- 5: Map  $\mathcal{G}_{color}$  to an input configuration  $\bar{B} \in \{0, *\}^{n \times l}$ :  $\bar{B}_{ij} = *$  if vertex  $i$  is colored by color  $j$  in  $\mathcal{G}_{color}$ ,  $1 \leq i \leq n$ ,  $1 \leq j \leq l$ ; the rest entries of  $\bar{B}$  are fixed zeros.
- 

**Theorem 7** (Performance of Algorithm 3). *The two-stage algorithm achieves a  $\mathcal{O}(k_{\max} \log(n))$ -approximation for the  $l$ -MSCP. More specifically, let  $M_{ms}^{alg}$  be the input configuration for the  $l$ -MSCP determined by Algorithm 3,  $M_{ms}^{opt}$  the optimal input configuration, then one of the following two bounds is guaranteed*

$$\left\| M_{ms}^{alg} \right\|_0 \leq k_{\max}(\log(N) + 1) \left\| M_{ms}^{opt} \right\|_0 - (k_{\max} - 1)l, \quad (9)$$

$$\left\| M_{ms}^{alg} \right\|_0 \leq (\log(N) + 1) \left\| M_{ms}^{opt} \right\|_0 \quad (10)$$

where  $N = \sum_{i=1}^{p_r+p_c/2} k_i \leq n$ . In particular, if no vertex is colored by more than one color in the final  $\mathcal{G}_{color}$  of Algorithm 3, the bound (10) is guaranteed; otherwise the bound (9) is guaranteed. Moreover, under every circumstance of Corollary 1, Algorithm 3 achieves a  $\mathcal{O}(\log(n))$ -approximation.

**Proof.** We first show the feasibility of the two-stage algorithm. To this end, for the finally obtained  $G_{color}$  in Step 5 of Algorithm 3, we say a vertex is  $k$ -colored, if it is assigned with  $k$  different colors,  $1 \leq k \leq k_{\max}$ . Let every vertex of  $\mathcal{G}(k_1, \dots, k_{p_r+p_c/2})$  has the same colors as the corresponding

vertex of  $\mathcal{G}_{color}$ . Considering the subgraph of  $\mathcal{G}(h_1, \dots, h_{p_r+p_c/2})$  induced by  $h_i, i \in \{1, \dots, p_r + p_c/2\}$ , denoted by  $\mathcal{G}_{h_i}$ , its vertices compose of either 1-colored vertices or  $k^+$ -colored vertices for some  $k^+ > 1$ . Recall that a vertex is  $k^+$ -colored only if it has at least  $l$  differently 1-colored neighbors. According to the rule (8), all those  $k^+$  satisfies  $k^+ \geq k_i$ . As a result, it can be seen that, there exists at least one combination of  $k_i$  colors in  $\mathcal{G}_{h_i}$ , each color chosen from each vertex separately, such that  $\mathcal{G}_{h_i}$  is colored with the property that no adjacent vertices share the same color (for example, first choose the unique colors from those 1-colored vertices, then combinationally choose one color from each of the  $k^+$ -colored vertices in sequence,  $k^+ \geq k_i$ ). That is, for every  $i \in \{1, \dots, p_r + p_c/2\}$ ,  $\mathcal{G}_{h_i}$  has a  $k_i$ -coloring. This means that  $\bar{B}$  obtained in Step 5 has the property that there is a submatrix of  $\bar{B}$  with rows in  $h_i$  and having  $k_i$  nonzero entries among which every two entries locate in different rows and columns, indicating that such submatrix has generic rank  $k_i$ . Thus, by Theorem 1, the obtained  $\bar{B}$  is a feasible input configuration ensuring controllability.

For performance bounds, given  $A$ , denote the optimal diagonal input configuration for the MACP by  $M_{ma}^{opt}$ , and the approximated one obtained through Algorithm 2 (Step 2 of Algorithm 3) by  $M_{ma}^{alg}$ . By submodularity of the function used in Algorithm 2, it follows

$$\|M_{ma}^{alg}\|_0 \leq \|M_{ma}^{opt}\|_0 (\log(N) + 1). \quad (11)$$

Meanwhile, according to Theorem 4, the number of nonzero rows of  $M_{ms}^{opt}$  is never smaller than that of  $M_{ma}^{opt}$ , which further leads to

$$\|M_{ma}^{opt}\|_0 \leq \|M_{ms}^{opt}\|_0. \quad (12)$$

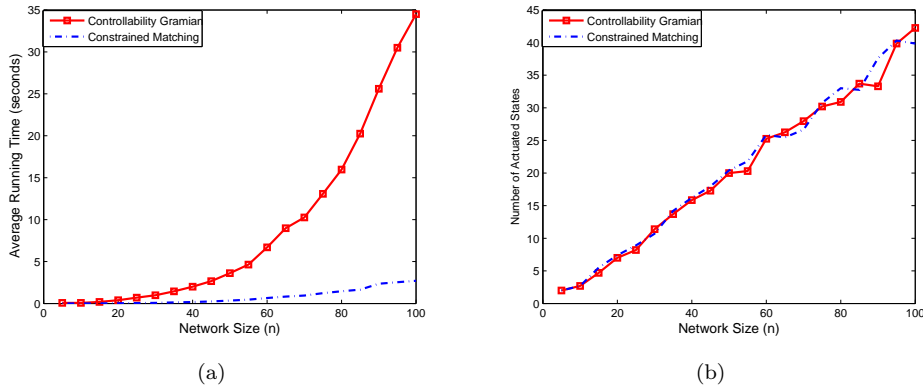
Combining (11) and (12), it immediately follows that  $\|M_{ma}^{alg}\|_0 \leq \|M_{ms}^{opt}\|_0 (\log(N) + 1)$ .

Let  $k^+$  be some integer larger than 1. Note again based on the feasibility analysis in  $\mathcal{G}_{color}$ , that a  $k^+$ -colored vertex emerges only after there exists a vertex who has  $l$  differently 1-colored neighbors. Consequently, if there is no  $k^+$ -colored vertex in  $\mathcal{G}_{color}$ , then  $\|M_{ms}^{alg}\|_0 = \|M_{ma}^{alg}\|_0 \leq (\log(N) + 1)\|M_{ms}^{opt}\|_0$ ; if there exist  $k^+$ -colored vertices, whose number is no more than  $\|M_{ma}^{alg}\|_0 - l$ , then  $\|M_{ms}^{alg}\|_0 \leq k_{\max}(\|M_{ma}^{alg}\|_0 - l) + l \leq k_{\max}(\|M_{ms}^{opt}\|_0 (\log(N) + 1) - l) + l$ , which correspond to (9) and (10) respectively. The above two bounds both guarantee that  $\|M_{ms}^{alg}\|_0 \leq k_{\max}(\log(N) + 1)\|M_{ms}^{opt}\|_0$ .

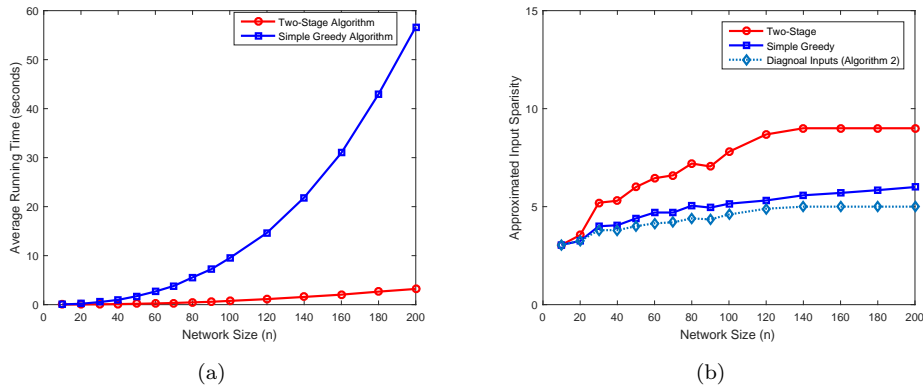
The performance bound for Case (i) of Corollary 1 is obvious. As for Case (ii) of Corollary 1, considering the coloring process of Algorithm 3, suppose  $k$  colors are already used,  $1 \leq k < l$ . Then, the  $k + 1$ th color is needed, only if there is one vertex which has  $k$  differently colored neighbors in  $\mathcal{G}_{color}$ ; that is, at least  $k$  edges exist between such vertex and its colored neighbors. Accordingly, we have that there must exist at least  $\sum_{i=1}^{k_{\max}} i = \binom{k_{\max}}{2}$  edges in  $\mathcal{G}(h_1, \dots, h_{p_r+p_c/2})$  if the  $k_{\max} + 1$ th color is used or some  $k^+$ -colored ( $k^+ > 1$ ) vertex emerges. However, in Case (ii),  $\mathcal{G}(h_1, \dots, h_{p_r+p_c/2})$  has edges with size at most  $\sum_{i \in \{1, \dots, p_r+p_c/2\} \setminus \{i^*\}} \binom{k_i}{2} + \binom{k_{\max}}{2} < \binom{k_{\max} + 1}{2}$ , which means that the  $k_{\max} + 1$ th color ( $l \leq k_{\max} + 1$ ) or the  $k^+$ -colored vertex ( $k^+ > 1$ ) no longer comes up, indicating that the bound (10) is valid. The performance bound for Case (iii) of Corollary 1 follows a similar argument by noting that  $\sum_{i=1}^{p_r + \frac{p_c}{2}} k_i \geq |V(\mathcal{G}(h_1, \dots, h_{p_r+p_c/2}))|$  and  $\sum_{i=1}^{p_r + \frac{p_c}{2}} \binom{k_i}{2} \geq |E(\mathcal{G}(h_1, \dots, h_{p_r+p_c/2}))|$ .  $\blacksquare$

As for complexity of Algorithm 3, Step 1 incurs in  $\mathcal{O}(n^3)$ . In Step 2, the collections  $h_i|_{i=1}^{p_r+p_c/2}$  can be determined in a greedy manner: checking the rank increase of  $X_{iS}^T$  each time when an element is added to  $S$ , if the gain is 1 then adding such element to  $h_i$ . Hence, Step 2 incurs in at most

$\mathcal{O}(n^3)$  complexity. In Step 4, the dynamic coloring runs  $\mathcal{O}(n)$  iterations and each iteration costs  $\mathcal{O}(n^2)$  complexity, which takes  $\mathcal{O}(n^3)$  time in total. Steps 3 and 5 can be implemented with linear complexity. To sum up, Algorithm 3 has  $\mathcal{O}(n^3)$  complexity.



**Figure 4.** Averaged running time (a) and input sparsity (b) of the controllability Gramian based greedy algorithm vs. Algorithm 2 for the MACP.



**Figure 5.** Averaged running time (a) and input sparsity (b) of simple greedy algorithm vs. Algorithm 3 for the  $l$ -MSCP ( $l = k_{\max}$ ).

## 6. Numerical Simulations

In the first scenario, we compare the performance between Algorithm 2 and the controllability Gramian based greedy algorithm [19] for the MACP. For each network size  $n$ ,  $n$  ranging from 2 to 100, 20 independent scale free networks are generated via Matlab [12], with the power law exponent being 3 and the average degree proportional to  $\log(n)$ . The weights of the directed edges are uniformly distributed in  $[0, 1]$ . It is worthwhile to mention that, such generated networks tend to have zero eigenvalue with relatively high geometric multiplicity as argued in [9], which avoids the trivial case to the largest degree where a single actuator can control the whole network [13]. For each network, the controllability Gramian based greedy algorithm and the constrained matching based algorithm (i.e., Algorithm 2) are used to approximate the corresponding MACP. Each network is stabilized by subtracting 1.1 times of the large real part of its eigenvalues for the sake of using Laypunov Equation to calculate the controllability Gramian. The average running time and sparsity

of the obtained solutions are shown in Figs. 4(a) and (b) respectively. From Fig. 4(a), as the network size grows, the running time of the controllability Gramian based algorithm increases much faster than that of Algorithm 2, while almost the same approximation performances are observed from Fig. 4(b). These observations are consistent with our theoretical analysis.

In the second scenario, we implement simulations to compare the performance between the simple greedy algorithm and Algorithm 3 for the  $l$ -MSCP in non-simple dynamic case. It should be noted that, the benchmark data for real-world autonomous networks which have more than one eigenvalue with geometric multiplicity higher than one is hard to find. Hence, we generate the STMs by inversely using Jordan canonical form decomposition  $A = XJX^{-1}$ , where  $J$  is a block diagonal matrix with Jordan blocks,  $X$  is the similarity transformation matrix. In addition,  $X$  is set to be invertible<sup>5</sup> and sparse with nonzero entries taking up a percentage of 50%, and these nonzero entries are randomly located. For each fixed  $k_{\max}$  and system size  $n$ , the geometric multiplicity of the  $i$ -th distinct eigenvalue  $k_i$  is generated *with equal probability in  $\{1, \dots, k_{\max}\}$  in sequence until  $\sum k_i \geq n$* . We set  $k_{\max} = 3$ , and for each  $n$ ,  $n$  ranging from 20 to 200, generate 20 independent systems and implement the simple greedy algorithm and Algorithm 3 with the number of inputs  $l \equiv k_{\max}$ . The average running time and input sparsity are shown in Figs. 5(a) and (b) respectively. It can be seen from Fig. 5(a), as the system size grows, the running time of the simple greedy algorithm increases much faster than that of Algorithm 3. This is due to the fact that the simple greedy algorithm has a much larger search space than Algorithm 3. In Fig. 5(b), while both algorithms return acceptable approximated input sparsity compared to the system size, the simple greedy algorithms overall achieves a slightly better approximation performance.

Another interesting observation from Fig. 5(b) is that, the approximated minimal input sparsity with  $l = k_{\max}$  tends to be larger than that of a diagonal input matrix for the same  $n$  (experiments on STMs of moderate sizes show that both the simple greedy algorithm and Algorithm 3 return the same value as that obtained by exhaustive search most of the time). This means that, a possible trade-off may exist between the number of inputs and the minimal input sparsity for systems with non-simple spectra (Theorem 6 indeed theoretically demonstrates the possibility of such trade-off).

## 7. Conclusions

In this paper, we investigate the problem of constructing the sparsest input matrices with a fixed number of inputs to guarantee system controllability. A new and simple graphic criterion is proposed to characterize the sparsity pattern of input matrices to ensure controllability admitting multiple eigenvalues, along with a deterministic procedure with polynomial time complexity to construct real input matrices with a prescribed sparsity pattern. Based on this criterion, a graphic submodular function is built leading to an efficient greedy algorithm for the minimal actuated state controllability problem. The minimal number of inputs needing for controllability is extended to the case where there are forbidden-actuated states. In particular we show that the number of inputs makes differences to the minimal input sparsity with controllability consideration, i.e., a tradeoff between the minimal input sparsity and the number of inputs may exist in non-simple dynamic case, and a simple greedy algorithm to approximate the  $l$ -MSCP is not accompanied with performance guarantees because of lacking in submodularity. A two-stage algorithm, combining the algorithm for the minimal actuated state controllability problem with techniques in dynamic coloring, achieves acceptable computation efficiency and provable performance guarantees. These results complement and generalize the results of [13], [28] etc.

As further topics, it is interesting to derive nontrivial approximation bounds for the simple greedy algorithm in solving the  $l$ -MSCP, or to adopt more restrictions on the nonzero entries of input

---

<sup>5</sup>To ensure that  $X$  is invertible, we transform  $X$  to be row diagonally dominant through adding the sum of absolutes of all entries in each row with the addition of 1 to be the corresponding diagonal entry.

matrices or the STMs, for example variable interdependency e.g. [1], [11], finding computationally efficient algorithms to select inputs and construct controllable matrix pairs.

## Funding

This work was supported in part by the NNSFC under Grant 61573209 and 61733008.

## References

- [1] B. D. O. Anderson, H. M. Hong, Structural controllability and matrix nets, *International Journal of Control*, vol. 17, pp. 397 - 416, 1982.
- [2] A. Clark, L. Bushnell, and R. Poovendran, A supermodular optimization framework for leader selection under link noise in linear multi-agent systems, *IEEE Transactions on Automatic Control*, vol. 59, no. 2, pp. 283-297, 2014.
- [3] J. M. Dion, C. Commault and J. Van Der Woude, Generic properties and control of linear structured systems: a survey, *Automatica*, vol. 39, pp. 1125-1144, 2003.
- [4] M. Egerstedt, S. Martini, M. Cao, et al., Interacting with networks, how does structure relate to controllability in single-leader, consensus networks, *IEEE Control Systems Magazine*, vol. 32, no. 4, pp. 66-73, 2012.
- [5] J. F. Geelen, Maximum rank matrix completion, *Linear Algebra and its Applications*, vol. 288, pp. 211-217, 1999.
- [6] R. A. Horn, C. R. Johnson, *Topics in Matrix Analysis*, Cambridge University Press, 1991.
- [7] A. Haber, M. Verhaegen, Sparse solution of the Lyapunov equation for large-scale interconnected systems, *Automatica*, vol. 73, pp. 256-268, 2016.
- [8] T. R. Jensen, B. Toft, Graph coloring problems, *John Wiley Sons*, 2011.
- [9] Y. Y. Liu, J. J. Slotine and A. L. Barabasi, Controllability of complex networks, *Nature*, vol. 473, no. 7346, pp. 167-173, 2011.
- [10] E. L. Lawler, Matroid intersection algorithms, *Mathematical programming*, vol. 9, no. 1, pp. 31-56, 1975.
- [11] K. Murota, Matrices and matroids for systems analysis, *Springer Science Business Media*, 2009.
- [12] L. Muchnik, Complex Networks Package for MatLab, [Online] Available: <http://www.levmuchnik.net/Content/Networks/ComplexNetworksPackage.html> (May, 25, 2017).
- [13] A. Olshevsky, Minimal controllability problems, *IEEE Transactions on Control of Network Systems*, vol. 1, no. 3, pp. 249-258, 2014.
- [14] K. Ogata, and Y. Yanjuan, Modern control engineering, vol. 4, *India: Prentice hall*, 2002.
- [15] F. Pasqualetti, S. Zampieri, and F. Bullo, Controllability metrics, limitations and algorithms for complex networks, *IEEE Transactions on Control of Network Systems*, vol. 1, no. 1, pp. 40-52, 2014.
- [16] S. Pequito, S. Kar, and A. P. Aguiar, A framework for structural input/output and control configuration selection of large-scale systems, *IEEE Transactions on Automatic Control*, vol. 61, no. 2, pp. 303-318, 2016.
- [17] S. Pequito, G. Ramos, S. Kar, et al., The robust minimal controllability problem, *Automatica*, vol. 82, pp. 261-268, 2017.
- [18] K. J. Reinschke, *Multivariable control a graph theoretic approach*, New York, U.S.A: Springer-Verlag, 1988.
- [19] T. H. Summers, F. L. Cortesi and J. Lygeros, On submodularity and controllability in complex dynamical networks, *IEEE Transactions on Control of Network Systems*, vol. 3, no. 1, pp. 91-101, 2016.
- [20] V. Tzoumas, M. A. Rahimian, G. J. Rahimian, et al., Minimal actuator placement with bounds on control effort, *IEEE Transactions on Control of Network Systems*, vol. 3, no. 1, pp. 67-78, 2016.
- [21] L. A. Wolsey, An analysis of the greedy algorithm for the submodular set covering problem, *Combinatorica*, vol. 2, no. 4, pp. 385-393, 1982.
- [22] D. B. West, *Introduction to graph theory*, Upper Saddle River: Prentice hall, 2001.

- [23] V. D. Wal, and B. D. Jager, A review of methods for input/output selection, *Automatica*, vol. 37, pp. 487-410, 2001.
- [24] J. Xiong, T. Zhou, Structure identification for gene regulatory networks via linearization and robust state estimation, *Automatica*, vol. 50, no. 11, pp. 2765-2776, 2014.
- [25] G. Yan, G. Tsekenis, et al., Spectrum of controlling and observing complex networks, *Nature Physics*, vol. 11, pp. 779-786, 2015.
- [26] T. Zhou, On the controllability and observability of networked dynamic systems, *Automatica*, vol. 52, pp. 63-75, 2015.
- [27] T. Zhou, On the equivalence among three controllability problems for a networked system, arXiv preprint arXiv: 1610.03143, 2016.
- [28] T. Zhou, Minimal inputs/outputs for a networked System, *IEEE Control Systems Letters*, vol. 1, no. 2, pp. 298-303, 2017.
- [29] Y. Zhang and T. Zhou, Controllability analysis for a networked dynamic system with autonomous subsystems, *IEEE Transactions on Automatic Control*, vol. 62, no. 7, pp. 3408-3415, 2017.
- [30] T. Zhou and Y. Zhang, On the stability and robust stability of networked dynamic systems, *IEEE Transactions on Automatic Control*, vol. 61, no. 6, pp. 1595-1600, 2016.